



ePay

eCourts Digital Payment

eCourt Digital Payment User Manual

pay.ecourts.gov.in

ePay - eCourts Digital Payment

pay.ecourts.gov.in



न्याय विभाग
DEPARTMENT OF
JUSTICE



Table of Contents

1. Introduction	2
2. Court Fee.....	3
2.1 New Case.....	4
2.2 Existing Case.....	8
2.2.1 Procedure using CNR Number	8
2.2.2 Procedure using Case Number.....	9
2.2.3 Procedure using Filing Number.....	10
2.3 View Previous Transactions.	11
3. Verification and defacement of GRN in CIS	13
3.1 Verification of GRN in CIS.....	13
3.2 Deface GRN in CIS	13
3.3 Defaced eChallan	14

Table of Figures

Figure 1 : Court Fee - New Case	4
Figure 2 : Court Fee - GRAS page	5
Figure 3 : GRN	5
Figure 4 : Bank Page.....	6
Figure 5 : Successful transaction - Print Acknowledgement.....	6
Figure 6 : eChallan.....	7
Figure 7 : Court Fee - Existing Case	8
Figure 8 : Court Fee - Existing Case	9
Figure 9 : Court Fee - Existing Case	10
Figure 10 : Court Fee – View Previous Transactions.....	11

1. Introduction

Website URL: <https://pay.ecourts.gov.in> is developed for the purpose of depositing various types of Amounts in the Court through online mode.

On the web site following four options are available.

- Court Fee
- Judicial Deposit
- Fine
- Penalty

Of the above four options, ePay Portal is integrated with Online Receipts Portal of the respective State (e.g., GRAS, eGRAS) for online Payment of Court Fee. To avail this facility the payer is required to have a net-banking account with any of the banks listed by the respective state government portals. Facility of Payment across the Bank Counter is also made available (with limited Banks) for those who do not have net banking account.

- This is a 24X7 facility and citizen can make the payment any time of the day.
- On-Line filling of single challan form facilitates minimum fields of the challan to be filled.

Challan generated from ePay portal is submitted by the litigant/advocate in the court along with the case filed. The challan is verified and defaced in the court by using CIS S/W so that the same challan is not used again for any other purpose.

2. Court Fee

Two options are provided to pay court fee

1. Payment of Court Fee in **New Case**

Use this option if case is not registered.

2. Payment of Court Fee in **Existing Case**

Existing case can be searched by CNR number, Case Number and Filing number

3. View previously paid Court Fee Transactions

User can view his /her own transactions using **View Previous Transaction** option

2.1 New Case

Payment of Court Fee in New Case

Select State, District, and Establishment.

Enter Party Name Amount of Court fee, Remarks, Mobile Number.

The screenshot shows a web form for a new case. At the top, there are radio buttons for 'New Case' (selected) and 'Existing Case'. Below are several fields: 'State' (Maharashtra), 'District' (Aurangabad), 'Establishment' (District and Sessions Court, Aura), 'Party Name' (archana), 'Amount' (1), 'Remark' (Remark), and 'Mobile No.' (XXXXXXXXXX). A blue 'View Transaction' button is present. Below that is a red-bordered box for 'Terms and Conditions' with a checkbox 'I agree to above Terms and Conditions' which is checked. A 'Generate OTP' button is located below the terms. At the bottom, there is an 'Enter OTP' field containing '7167', a blue 'Verify' button, and a timer showing '1:23' with a refresh icon. The footer contains logos for Digital India, india.gov.in, and the Department of Justice, along with a date 'Last Reviewed and Updated on : 06 Jul 2018' and a link to 'Download eCourts Services App'.

Figure 1 : Court Fee - New Case

- Select the check box for “I Agree to above Terms and Conditions.”
- Click on Generate OTP and an OTP will be received on your mobile.
- Enter OTP within 2 Minutes of OTP generation and click on ‘Verify’ button.
- User can regenerate the OTP after 2 minutes.

- After verification, page of the Online Payment Portal for the respective state will be displayed.
- Select Bank for Internet Banking and click on 'Proceed for Payment'.

Payment For : **District And Sessions Court (PAY-ECOURTS)**

Payment Mode	<input checked="" type="radio"/> e-Payment <input type="radio"/> SBI epay Payment Gateway
Scheme	0030034801
Tin No.	
Dealer Name	archana
Department ID	NMHAU0120180000453
Challan Amount	₹ 1
Receipt Financial Year	2018-2019
Payment Period	One Time
Select Bank *	BANK OF MAHARASHTRA

Figure 2 : Court Fee - GRAS page

- GRN number will be generated.



Figure 3 : GRN

Note the GRN Number Generated (for future reference).

- Click 'OK'.

User will be redirected to Bank Site.



Figure 4 : Bank Page

After payment, Transaction successful message with **Print Acknowledgement** will be displayed. Click on **Print Acknowledgement** to view e-Challan.

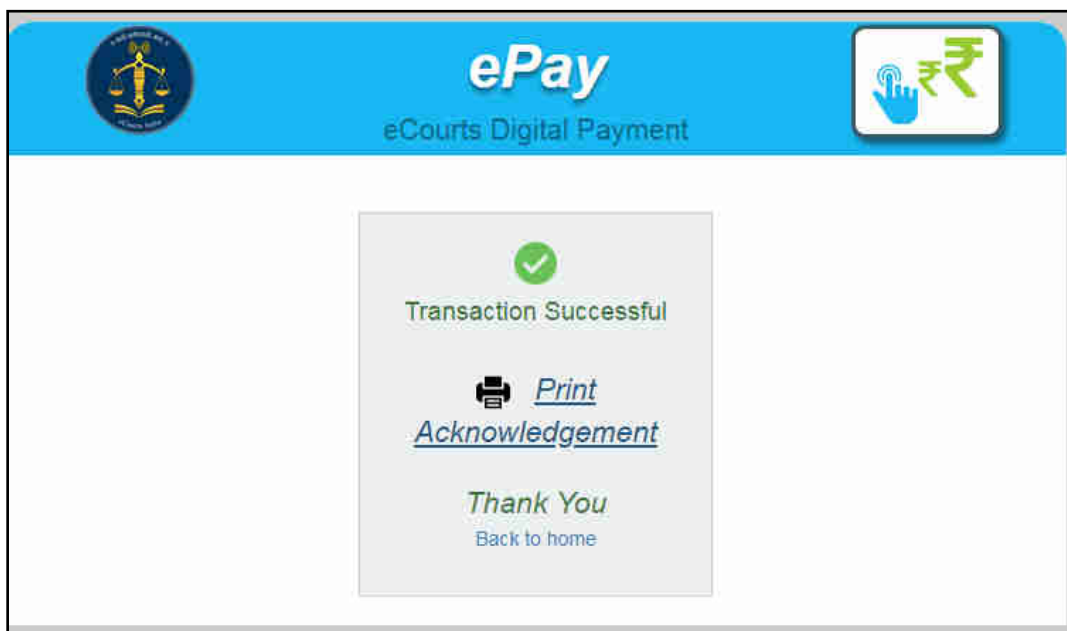


Figure 5 : Successful transaction - Print Acknowledgement

e-Challan

CHALLAN		MTR Form Number-6		Date		Form ID	
GRN	MH004955234201819E	SARCODE			10/08/2018-13:28:40		
Department : District And Sessions Court				Payer Details			
Type of Payment : Judicial Stamps Court Fees Collected in Stamps IGR				TAX ID (Case No.)			
				PAN No.(if Applicable)			
Office Name : DIST AND SESSIONS COURT AURANGABAD				Full Name		archana	
Location : AURANGABAD				Flat/Block No.			
Year : 2018-2019 - One Time				Premises/Building			
Account Head Details		Amount in Rs.		Road/Street			
0030034801 Court Fees Stamp		1.00		Area/Locality			
				Town/City/District			
				PIN		4 1 1 0 0 5	
				Remarks (Party Details)			
				Amount In		One Rupees Only	
Total				1.00		Words	
Payment Details : BANK OF MAHARASHTRA				FOR USE IN RECEIVING BANK			
Cheque/DD Details				Bank CIN		Ref. No.	
				02300042018061058296		003275798	
Cheque/DD No.				Bank Date		RBI Date	
				10/08/2018-13:30:21		Not Verified with RBI	
Name of Bank				Bank Branch		BANK OF MAHARASHTRA	
Name of Branch				Scroll No. , Date		Not Verified with Scroll	
Department ID : NMHAJ0120180000453				Mobile No. : 9422009588			

Figure 6 : eChallan

2.2 Existing Case

Court Fee can be paid in existing case by using CNR Number /Case Number/Filing Number.

2.2.1 Procedure using CNR Number

- Enter 16 digit CNR number to search existing case
- Select Party Name, Amount of Court fee, Remarks, Mobile Number Enter Mobile Number
- Select check box, to accept terms and conditions.
- Enter OTP within 2 Minutes of generation of OTP and click on 'Verify'.
- After verification, GRAS (Government Receipt Accounting System) page will be displayed.

Further process remains same as explained above for New Case Number

The screenshot displays the ePay portal interface for making a court fee payment. The header includes the ePay logo and 'eCourts Digital Payment'. Below the header, there are navigation tabs for 'Court Fee', 'Judicial Deposit', 'Fine', and 'Penalty'. The 'Court Fee' tab is selected.

The main content area is titled 'Court Fee' and contains the following fields and options:

- Case Selection:** Radio buttons for 'New Case' and 'Existing Case'. The 'Existing Case' option is selected.
- Search Method:** Radio buttons for 'CNR', 'Case No.', and 'Filing No.'. The 'CNR' option is selected.
- CNR Number:** A text input field containing 'MHAH160008682016' and a blue 'Go' button.
- Case Details:**
 - Case No.: R.C.O/000083/2018
 - Court No.: 1
 - Designation: CIVIL JUDGE J.D. J.M.F.C.AKOLE
- Party:** A dropdown menu showing 'State' and a text input field for 'Enter New Party Name'.
- Amount:** A text input field for 'Amount'.
- Mobile No.:** A text input field for 'Enter Mobile No'.
- Terms and Conditions:** A red-bordered box containing the text: 'The web site payscourts.gov.in is designed and developed by National Informatics Centre under eCourts project.' Below this is a checkbox labeled 'I agree to above Terms and Conditions'.

The footer of the page includes the logos of the Department of Justice and India.gov.in, along with the text: 'This site is designed, hosted and maintained by National Informatics Centre (NIC) Ministry of Electronics & Information Technology, (Government of India) © 2016 eCommittee Supreme Court of India. All Rights Reserved'. It also features the text 'Last Reviewed and Updated on : 05 Jul 2018' and 'Download eCourts Services App:' with icons for Google Play and the App Store.

Figure 7 : Court Fee - Existing Case

2.2.2 Procedure using Case Number

- Select Option Case Number.
- Select Case Type, Case Number, Year. Enter 'Go'.

The screenshot displays the ePay website interface for paying court fees. The top navigation bar includes the ePay logo and a '₹' icon. Below the navigation bar, there are four main categories: Court Fee, Judicial Deposit, Fine, and Penalty. The 'Court Fee' category is selected. The form is divided into two sections: 'New Case' and 'Existing Case'. The 'Existing Case' section is active, showing a form with the following fields: State (Maharashtra), District (Aurangabad), Establishment (District and Sessions Court, Aurz), Case Type (R.C.A. - Regular Civil Appeal), Case Number (15), Year (2018), Party (Lama Basanta Belesar), Amount (1), and Mobile No. A 'Go' button is located next to the Case Number and Year fields. A red box highlights the 'Terms and Conditions' section at the bottom of the form, which states: 'The web site pay.eCourts.gov.in is designed and developed by National Informatics Centre under eCourts project.'

Figure 8 : Court Fee - Existing Case

- Select Party Name, Amount of Court fee, Remarks, Mobile Number Enter Mobile Number
- Select check box, to accept terms and conditions.
- Enter OTP within 2 Minutes of generation of OTP and click on 'Verify'.
- After verification, GRAS (Government Receipt Accounting System) page will be displayed.

Further process remains same as explained above for New Case Number.

2.2.3 Procedure using Filing Number

Same procedure as Case Number

The screenshot displays the ePay portal interface for making a court fee payment. At the top, there is a blue header with the ePay logo and the text 'eCourts Digital Payment'. Below the header, there are four buttons: 'Court Fee', 'Judicial Deposit', 'Fine', and 'Penalty'. The 'Court Fee' button is selected. The main content area is titled 'Court Fee' and contains a form with the following fields and options:

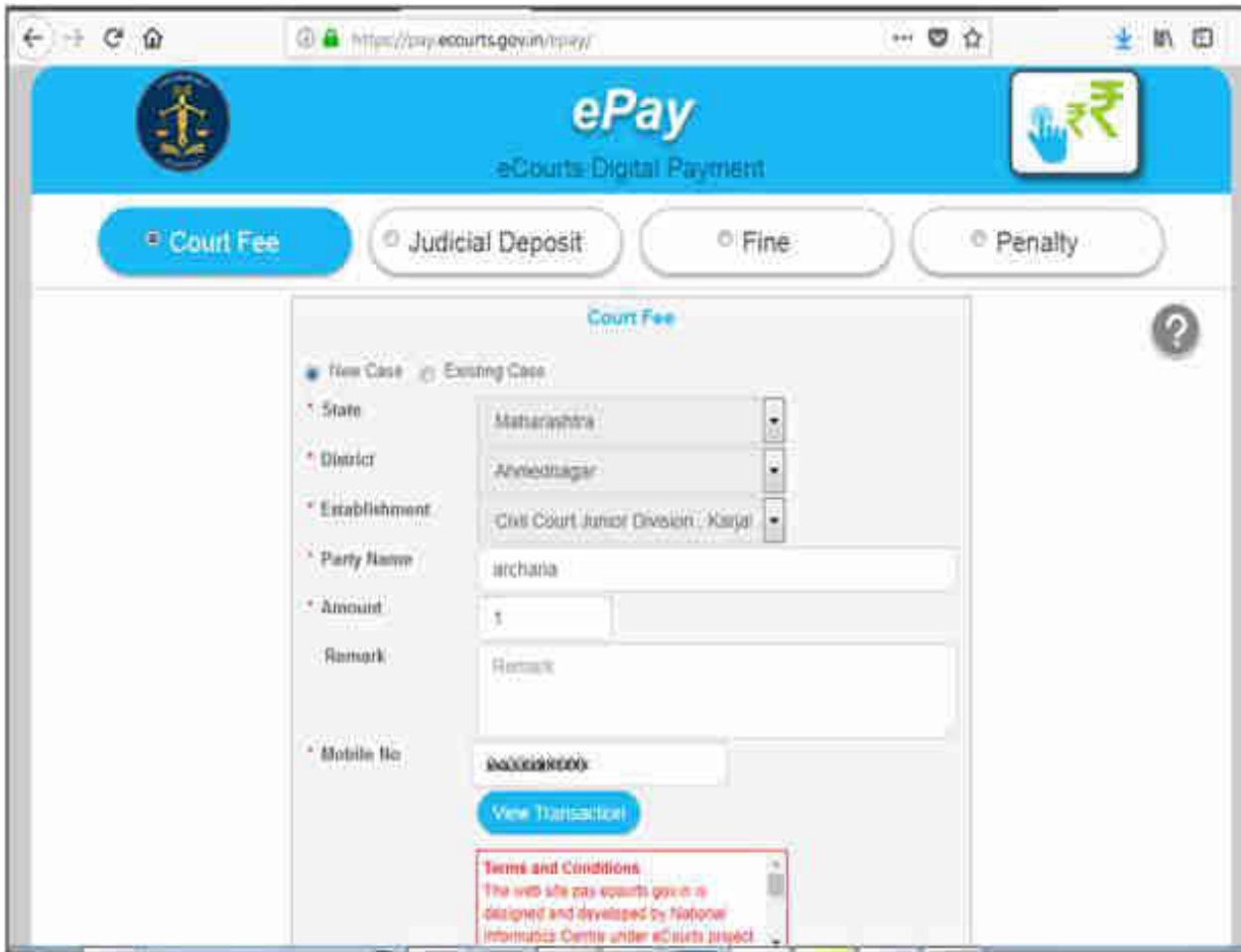
- Case Selection:** Radio buttons for 'New Case' and 'Existing Case'. 'Existing Case' is selected.
- Case Identification:** Radio buttons for 'CNR', 'Case No.', and 'Filing No.'. 'Filing No.' is selected.
- State:** Dropdown menu with 'Maharashtra' selected.
- District:** Dropdown menu with 'Aurangabad' selected.
- Establishment:** Dropdown menu with 'District and Sessions Court, Aurg' selected.
- Case Type:** Dropdown menu with 'PWDVA Appeal - Appeal under E' selected.
- Filing Number:** Text input field containing '1024'. A 'Year' dropdown menu shows '2018'. A blue 'Go' button is to the right.
- Party:** Dropdown menu with 'Select Party' selected. Below it is a text input field for 'Enter New Party Name'.
- Amount:** Text input field for 'Amount'.
- Mobile No:** Text input field for 'Enter Mobile No'.
- Terms and Conditions:** A red-bordered box containing the text: 'Terms and Conditions The web site pay.ecourts.gov.in is designed and developed by National Informatics Centre under eCourts project'. Below it is a checkbox for 'I agree to above Terms and Conditions'.

The footer of the page includes the Digital India logo, the India.gov.in logo, and the text 'DEPARTMENT OF JUSTICE'. It also states: 'This site is designed, hosted and maintained by National Informatics Centre (NIC) Ministry of Electronics & Information Technology, Government of India. © 2018 aCommittee Supreme Court of India. All Rights Reserved.' On the right side of the footer, there is a note: 'Last Reviewed and Updated on : 06 Jul 2018' and 'Download eCourts Services App' with icons for Google Play and the App Store.

Figure 9 : Court Fee - Existing Case

2.3 View Previous Transactions.

User can view their previous transactions by entering Party Name and Mobile number



The screenshot shows the ePay website interface for viewing previous transactions. The page title is "ePay eCourts Digital Payment". The main navigation bar includes "Court Fee", "Judicial Deposit", "Fine", and "Penalty". The "Court Fee" section is active, showing a form for "New Case" and "Existing Case". The form fields are: State (Maharashtra), District (Amravati), Establishment (Civil Court Junior Division - Karaj), Party Name (archana), Amount (1), Remark (Remark), and Mobile No (XXXXXXXXXX). A "View Transaction" button is visible below the form. A "Terms and Conditions" box is also present, stating: "The web site www.ecourts.gov.in is designed and developed by National Informatics Centre under eCourts project".

Figure 10 : Court Fee – View Previous Transactions

View Transaction button will be enabled, after clicking on it, list of previous transactions will be shown as follows:

The screenshot shows a web browser window with the URL <https://pay.ecourts.gov.in/epay/>. The page title is "Court Fes". A modal window titled "Transaction List" is displayed, containing a table with 14 rows of transaction data. The table has the following columns: Sr. No., Party Name, Amount (₹), Date, GRN No., Bank CIN No., and Action. The Action column contains hyperlinks for "Get Challan Details", "Get Bank Details", and "View Challan".

Sr. No.	Party Name	Amount (₹)	Date	GRN No.	Bank CIN No.	Action
1	archana	1.00	08-08-2018	Get Challan Details	Get Bank Details	View Challan
2	archana	1.00	08-08-2018	Get Challan Details	Get Bank Details	View Challan
3	archana	1.00	08-08-2018	Get Challan Details	Get Bank Details	View Challan
4	archana	1.00	08-08-2018	Get Challan Details	Get Bank Details	View Challan
5	archana	1.00	08-08-2018	Get Challan Details	Get Bank Details	View Challan
6	archana	1.00	08-08-2018	Get Challan Details	Get Bank Details	View Challan
7	archana	1.00	08-08-2018	MH004883989201819E	02300042018080853425	View Challan
8	archana	1.00	07-08-2018	MH004868008201819E	02300042018080752200	View Challan
9	archana	1.00	07-08-2018	MH004838962201819E	02300042018080749829	View Challan
10	archana	1.00	06-08-2018	MH004834736201819E	02608672018080639600	View Challan
11	archana	1.00	06-08-2018	MH004834521201819E	02608672018080639598	View Challan
12	archana	1.00	06-08-2018	MH004831069201819E	02300042018080649221	View Challan
13	archana	1.00	06-08-2018	MH004830440201819E	02300042018080649179	View Challan
14	archana	1.00	06-08-2018	MH004825331201819E	Get Bank Details	View Challan

The footer of the page contains the following information:

- Logos for Digital India and India.gov.in.
- Text: "न्याय विभाग DEPARTMENT OF JUSTICE".
- Text: "Last Reviewed and Updated on : 06 Jul 2018".
- Text: "Download eCourts Services App :".
- Text: "This site is designed, hosted and maintained by National Informatics Centre (NIC) Ministry of Electronics & Information Technology, Government of India".

All successful and failed transactions are shown in the list. If any transaction is not successful and GRN no. is not generated then 'Get Challan Details' hyperlink will be enabled, which on clicking will fetch Challan details from Online Payment site. Once Challan details are fetched 'Get Bank Details' link will be enabled to fetch details from respective Bank.

Once Challan details and Bank details are available then one can view the Challan by clicking on 'View Challan'

3. Verification and defacement of GRN in CIS

Challan generated from ePay portal is submitted by the litigant/advocate in the court along with the case filed. The challan is verified and defaced in the court by using CIS S/W so that the same challan is not used again for any other purpose.

3.1 Verification of GRN in CIS

The screenshot shows the eCourtIS interface for District and Sessions Court Pune, Maharashtra. The user is logged in as Shri. U. A. Thural. The main content area displays a 'Verified Successfully' message for an I-Court Fee. The input fields are as follows:

- Case No.: 1
- Year: 2018
- Party Name: Ujjwala Deshpande
- Court Fee: 1
- GRN No.: H004933306201819P

The 'Verify' button is highlighted. Below the input fields, the GRN Verification No. is 0006335871201819 and the Party Name is Testing. The Account Details section shows Scheme Code: 0030034801, Scheme: Court Fees Collected in Stamps, Name IGR, Object Code: 01, Object Name: Court Fees Stamps, and Amount: 1.00. The 'Deface' and 'Reset' buttons are visible at the bottom.


3.2 Deface GRN in CIS

The screenshot shows the eCourtIS interface for District and Sessions Court Pune, Maharashtra. The user is logged in as Shri. U. A. Thural. The main content area displays an 'Updated Successfully' message for an I-Court Fee. The input fields are as follows:


- Case No.: 1
- Year: 2018
- Party Name: Ujjwala Deshpande
- Court Fee: 1
- GRN No.: H004933306201819P


The 'Verify' button is highlighted. Below the input fields, the GRN Verification No. is 0006335871201819 and the Party Name is Testing. The Account Details section shows Scheme Code: 0030034801, Scheme: Court Fees Collected in Stamps, Name IGR, Object Code: 01, Object Name: Court Fees Stamps, and Amount: 1.00. The 'Deface' and 'Reset' buttons are visible at the bottom. A Defacement No. of 0002572849201819 is displayed below the buttons.

3.3 Defaced eChallan



CHALLAN
MTR Form Number-6



ORH	MH04Z790221819E	BARCODE			Date	01/08/2018-12:47:30	Form ID
Department				Payer Details			
District And Sessions Court				TAX ID (Case No.)			
Judicial Stamps				PAN No.(If Applicable)			
Type of Payment				Full Name			
Court Fees Collected in Stamps IGR				Suri Kishav Chavan			
Office Name				Flat/Block No.			
ADD DIST AND SESSIONS COURT KHED				Premises/Building			
Location				Road/Street			
RATNAGIRI				Shops			
Year				Area/Locality			
2018-2019 One Time				Khed			
Amount Head Details				Town/City/District			
Amount in Rs.		Road/Street		PIN		4 1 5 T 0 3	
003004601 Court Fees Stamp		5245.00		Remarks (Party Details)		Suri Kishav Chavan Vs Madhusudan Tukaram Takhre	
Amount in Words		Five Thousand Two Hundred Forty Five Rupees Only					
5,245.00							
Payment Details				FOR USE IN RECEIVING BANK			
BANK OF MAHARASHTRA				Bank CIN			
Cheque/DD Details				Ref. No.			
				00300042018080136243			
Cheque/DD No.				Bank Date			
				RBI Date			
				01/08/2018-12:48:32			
Name of Bank				Bank-Branch			
				BANK OF MAHARASHTRA			
Name of Branch				Serial No. , Date			
				8082 , 02/08/2018			
Department ID :				Mobile No. :			
				9096941275			
Challan Defaced Details							
Signature valid							
Sr. No.	Remarks	Defacement No.	Defacement Date	Userid	Defacement Amount		
1	MIGRATED TO DIGITAL DOCUMENT	0002423514201819	02/09/2018-11:40:12	DIGI127	5245.00		
Total Defacement Amount					5,245.00		