

HOW TO MAKE PAYMENT

1. Click on “**Make Payment**” button to proceed for paying the application fee.

6	For SBI Payment Portal
	Candidates belonging to SC/ST/CAT-I and Candidates benchmark disability(PH) are Fee Exempted.
	for Candidates belonging to Cat-2A,Cat-2B,Cat-3A,Cat-3B have to pay Rs 100/- (Rupees One Hundred Only).
	for General Merit Candidates(GM) have to pay Rs 200/- (Rupees Two Hundred Only).
NOTE:	
1.Payment has to be made on Application Number starts with Ex. (VJP22XXXXXXXXXX) 16 characters at SBI Payment Portal, By clicking on Make Payment button.	
2.Success/ failure in payment has to be confirmed by the candidates themselves with SBI Branch as shown in below link.	
3.If the candidate enters wrong/mismatch Application number and also for failure of payments, prl. District and Session Court, VIJAYAPURA is not responsible and no further communication is entertained.	
Note: POP-UPS Windows must be allowed in your browser settings.	
	Make Payment

2. Candidates shall carefully read “**Guidelines for payment**”. Under “**ONLINE SBI PAYMENT PORTAL**”, Candidates shall enter correct “Application number” and Captcha. Click on “GO” button to proceed further for making payment.



KARNATAKA JUDICIARY RECRUITMENT MANAGEMENT SYSTEM PRL. DISTRICT AND SESSION COURT, VIJAYAPURA



Home

21/06/2022

Karnataka Judiciary Online Recruitment, Prl. District and Session Court, VIJAYAPURA.

Guidelines for Mode of Payment

Payment is to be done through State Bank iCollect. Payment of modes are to be accepted like Net Banking (SBI Account Holder only), Credit/Debit Cards of SBI and other Banks also and Challan Form are to be generated SBI online only and submit challan to SBI Branch only.

a. By Clicking MAKE PAYMENT button. page will direct to ONLINE STATE BANK COLLECT Payment. Select Payment Category as ONLINE RECRUITMENT.

Fill up the details such as Name, Application Number, Date of Birth, appropriate fees amount and other details display on page.

a. Please do not leave any extra spaces before, in-between or After the Application No.

b. Please note First three characters should be alphabets in capitals. ie., **VJP**

c. From 4th to 7th characters should be numerical. ie., **2247**

d. From 8th to 10th characters should be alphabets in capitals. ie., **TCP**

e. Remaining from 11th to 16th characters should be numerical. ie., **000001**

For Examples **VJP2247TCP000001** (Total 16 characters)

f. After entering all the information in the page, by Clicking on Submit button. Your entered details will be displayed, verify the details and click on Confirm button.

Page will be directed to selection of payment mode - that is Netbanking, Credit/debit card or challan, Screen.

Select your payment mode and complete the payment and save receipt for your future reference.

Online Generation for CHALLAN Form.

If you are paying fee through challan, click on SBI BRANCH under other PAYMENT MODES button. Challan will be generated in PDF format with your fee details by the website. Save the Challan by clicking on link Pre-Acknowledgement Form in PDF

Print the challan, fill other details such as denomination and remit the amount to the nearest SBI-State Bank of India Branch. After payment keep depositor copy for your reference.

Please note the State Bank Collect Reference Number for your reference and SBI Bank has to be Confirm the transaction status of the payment made.

Note. Prl. District and Session Court, VIJAYAPURA does not take any responsibility of transaction failure or data entry mistakes (Application Number) or Double payments.

Once Payment is made, Fee will not be refunded under any circumstance.

ONLINE SBI PAYMENT PORTAL

Application Number :

Enter the text

as shown in the image* ae954b

GO

NOTE: Read popup message and Click "OK".

10.96.136.6 says

For Online SBI Payment Your Application NO: VJP2247TCP000002 Please note down correctly, if you type wrong Application No your Payment does not match, PRL. DISTRICT AND SESSION COURT, VIJAYAPURA does not take any responsibility

OK

3. Candidates shall click on the link “**Online Payment and Online Challan generation— click here**” to proceed for payment.

4. Candidates shall click and agree to the terms and conditions of SBI Bank collect and click “Proceed” button as shown in below screen.

SBI State Bank Collect

Products & Services Know More हिंदी

STATE BANK COLLECT
A MULTI-MODAL PAYMENT PORTAL

DISCLAIMER CLAUSE

Terms Used

- > **Corporate Customer:** Firm/Company/Institution (F/C/I) collecting payment from their beneficiaries.
- > **User:** The beneficiary making a payment to F/C/I for the services/goods availed.
- > Bank shall not be responsible, in any way, for the quality or merchantability of any product/merchandise or any of the services related thereto, whatsoever, offered to the User by the Corporate Customer. Any disputes regarding the same or delivery of the Service or otherwise will be settled between Corporate Customer and the User and Bank shall not be a party to any such dispute. Any request for refund by the User on any grounds whatsoever should be taken up directly with the Corporate Customer and the Bank will not be concerned with such a request.
- > Bank takes no responsibility in respect of the services provided and User shall not be entitled to make any claim against the Bank for deficiency in the services provided by the Corporate Customer.
- > The User shall not publish, display, upload or transmit any information prohibited under Rule 3(2) of the Information Technology (Intermediaries guidelines) Rules, 2011.
- > In case of non-compliance of the terms and conditions of usage by the User, the Bank has the right to immediately terminate the access or usage rights of the User to the computer resource of the Bank and remove the non-compliant information.

I have read and accepted the terms and conditions stated above.
(Click Check Box to proceed for payment.)

Proceed

5. On clicking of “Proceed” button, the SBI Collect page would be redirected to “Principal District and Sessions Judge, VIJAYAPURA” SBI Collect page as shown below. Select “ONLINE RECRUITMENT” under the Payment Category.

The screenshot displays the SBI Collect interface for the Principal District and Sessions Judge in Vijayapura. At the top left is the SBI logo, and at the top right is the 'State Bank Collect' link. Below this is a navigation bar with 'State Bank Collect' and 'State Bank Mops' tabs. A breadcrumb trail shows 'State Bank Collect / State Bank Collect' with an 'Exit' button. The main header area features the court's name and address: 'PRINCIPAL DISTRICT AND SESSIONS JUDGE VIJAYAPURA, BAGALKOT ROAD, VIJAYAPUR-586101'. A section titled 'Provide details of payment' contains a 'Select Payment Category' dropdown menu. The dropdown is open, showing options: '-- Select Category --', an empty input field, '-- Select Category --', and 'ONLINE RECRUITMENT'. A red warning box below the dropdown lists instructions: 'Mandatory fields are marked with an asterisk (*)', 'The payment structure document if available will...', and 'Date specified(if any) should be in the format of...'. The footer includes '© State Bank of India', 'Privacy Statement', 'Disclosure', and 'Terms of Use'.

6. After selecting “ONLINE RECRUITMENT” payment category, the below screen would be displayed. Candidates shall correctly enter the Applicant Name, Application Number, Retype the Application Number, Date of Birth as mentioned in online application. And Application fee prescribed for the respective categories. Candidates shall once again enter the correct Candidate Name, Date of Birth, Mobile number and E-mail Id to Re-Print your e-Receipt / Remittance (PAP) form. Enter Captcha and Click on ‘**Submit**’ button to continue.

Note:

1. Application Fee shall be paid as per the Notification.
2. Success/failure in payment has to be confirmed by the candidates themselves with SBI Branch.
3. If the candidate enters wrong/mismatch Application number and also for failure of payments, Prl. District and Sessions Court VIJAYAPURA is not responsible and no further communication is entertained



PRINCIPAL DISTRICT AND SESSIONS JUDGE VIJAYAPURA
BAGALKOT ROAD, , VIJAYAPUR-586101

Provide details of payment

Select Payment Category * ONLINE RECRUITMENT ▾

Application Number *

Re-Enter Application Number *

Candidate Name *

Date Of Birth *

Mobile Number *

Application Fee *

Remarks

Please enter your Name, Date of Birth (For Personal Banking) / Incorporation (For Corporate Banking) & Mobile Number.
This is required to reprint your e-receipt / remittance(PAP) form, if the need arises.

Name *

Date Of Birth / Incorporation *

Mobile Number *

Email Id

Enter the text as shown in the image * A54A0

Submit Reset Back

7. On Click of “**Submit**” button following screen will be displayed. Candidates shall verify the Applicant name, Application Number, Retype Application Number, Date of Birth, Application Fee. Upon verifying click on ‘**Confirm**’ button to proceed further.



PRINCIPAL DISTRICT AND SESSIONS JUDGE VIJAYAPURA
BAGALKOT ROAD, VIJAYAPUR-586101

Verify details and confirm this transaction

Category	ONLINE RECRUITMENT
Application Number	VJP2247TCP000006
Re-Enter Application Number	VJP2247TCP000006
Candidate Name	[REDACTED]
Date Of Birth	[REDACTED]
Mobile Number	[REDACTED]
Application Fee	100
Total Amount	INR 100.00
Remarks	

Please ensure that you are making the payment to the correct payee.

Confirm Cancel

8. On click of 'Confirm' button the following screen would be displayed for selecting Mode of Payment option. Candidates shall select the convenient mode of payment option (Net Banking, Card Payments or Other Payment modes such as UPI/NEFT/RTGS) to pay application fee.

STATE BANK COLLECT MULTI OPTION PAYMENT SYSTEM

Net Banking

State Bank of India
Bank Charges: Rs 11.8

[CLICK HERE](#)

Other Banks Internet Banking
Bank Charges: Rs 17.7

[CLICK HERE](#)

Card Payments

⚠ This payment mode is not available between 23:30 hours IST and 00:30 hours IST

Rupay Debit Card
Bank Charges: Rs 0.0

[CLICK HERE](#)

Credit Cards
Bank Charges: Rs 12.98

[CLICK HERE](#)

Prepaid Card (Incl Rupay PPC)
Bank Charges: Rs 12.98

[CLICK HERE](#)

Foreign Card
Bank Charges: --

NOT ENABLED

Other Payments Modes

UPI is not available between 22:30 hours IST and 23:30 hours IST

UPI
Bank Charges: Rs 0.0

[CLICK HERE](#)

NEFT/RTGS
Bank Charges: Rs 15.0

[CLICK HERE](#)

SBI Branch
Bank Charges: Rs 59.0

[CLICK HERE](#)

9. To make payment through Bank Challan, Click on "SBI Branch" under "Other Payments Modes". The following screen would be displayed.

State Bank Collect - State Bank Mops

State Bank Collect / State Bank Collect [Exit](#)

State Bank Collect 21-Jun-2022 [12:20 PM IST]


Payment details captured successfully.

Please print & submit the Pre Acknowledgement Payment form to the Branch for payment.

Payment Details :

SBCollect Reference Number	DUJ2122872
Category	ONLINE RECRUITMENT
Application Number	VJP2247TCP000006
Re-Enter Application Number	VJP2247TCP000006
Candidate Name	[REDACTED]
Date Of Birth	[REDACTED]
Mobile Number	[REDACTED]
Application Fee	100
Transaction Charge	INR 59.00
Total Amount	INR 159.00

Remarks

 [Click here to save the Pre-Acknowledgement Form in PDF](#)

[Return to State Bank Collect Home Page](#)

e-Receipts will be available after 30 minutes of depositing challan at SBI branch.

10. Click on pdf link **“Click here to save the PreAcknowledgement form in PDF”** to download the Challan form as shown below. Candidates shall pay the application fee in any of the SBI branches and Candidates shall secure the Depositor Copy of the Challan and submit the same to the authority without fail at the time of document verification. Candidates shall **upload scanned copy** of the same by following the procedure given under **“Upload Fee Receipt”**

State Bank Collect - State Bank Mops


State Bank Collect 22-Jun-2022 [04:07 PM IST]

Payment done successfully on 22-Jun-2022 04:07 PM IST

Payment Details :


SBCollect Reference Number	DUJ2223024
Echeque Number	IGANUTUMB1
Category	ONLINE RECRUITMENT
Application Number	VJP2247TCP000005
Re-Enter Application Number	VJP2247TCP000005
Candidate Name	[REDACTED]
Date Of Birth	[REDACTED]
Mobile Number	[REDACTED]
Application Fee	[REDACTED]
Total Amount	INR 10.00


Remarks

 [Click here to view/download the e-Receipt](#)

[Return to State Bank Collect Home Page](#)

12. Candidates shall take Print out of the EReceipt by clicking on 'Print' option. And Candidates shall secure the EReceipt and submit the same to the authority without fail at the time of document verification. Candidates shall **upload scanned copy** of the same by following the procedure given under **"Upload Fee Receipt"**





PRINCIPAL DISTRICT AND SESSIONS JUDGE VIJAYAPURA

BAGALKOT ROAD, , VIJAYAPUR-586101

Date: 22-Jun-2022

e-Receipt for State Bank Collect Payment

SBCollect Reference Number	DUJ2223024
Bank Reference Number	IGANUTUMB1
Category	ONLINE RECRUITMENT
Application Number	VJP2247TCP000005
Re-Enter Application Number	VJP2247TCP000005
Candidate Name	[REDACTED]
Date Of Birth	[REDACTED]
Mobile Number	[REDACTED]
Application Fee	[REDACTED]
Total Amount (In Figures)	10.00
Total Amount (In Words)	Rupees Ten Only
Remarks	
Notification 1	
Notification 2	

Print
Close

UPLOAD FEE RECEIPT

13. After payment of prescribed application Fee candidates shall upload the fee receipt in pdf format. Click on “**Application fee and upload Documents**” as shown below

8	To Fill SBI Application Fee details and Upload Documents	
NOTE:		
1.After final submission of Application Fee, The Candidate shall be download the Fee Receipt in PDF format and upload same.		
2. POP-UPS Windows must be allowed in your browser settings.		
Application Fee and Upload Documents		

14. After clicking on “**Application fee and upload Documents**” following screen would appear. Candidates shall enter correct application number and date of birth and click on ‘Submit’ button.

Sl.no.	Notification No	Name of the post	Last Date
1	ADM 3/2022	Recruitment for the post of Typist-Copyist	12/07/2022

Application No. : (Enter 16 Characters)

Date of birth: / /

SUBMIT

15. On click of ‘submit’ button following screen would appear. Candidates shall fill the correct Fee payment details such as SB Collect Reference Number, Transaction date, Application Fee and enter Captcha shown in the image and click on ‘**Submit**’ button

Status

20. SBI Payment Information

For SBI Payment Portal

After Successfull payment, Download the Fee receipt and SB collect payment details shall be fillup in the given below, then Click on Submit button.

To Fill Up e-Receipt Fee Paid Details

Fee details

Application No :

Candidate Name :

Fill up the SBI Payment Details

Enter SBCollect Reference No:

Your fee paid SBCollect Reference No, Starting Letter from DU _____for example (DU_ _ _ _ _ _ _ _ _ _)

Select Transaction date:

Enter Application fee:

Enter the text

as shown in the image*

Submit

16. Candidates shall upload the fee receipt in 'pdf format' only by choosing file and then click on upload. Uploaded fee receipt can be viewed by clicking on "**view PDF**". After uploading fee Receipt Click on declaration and submit by clicking on "**final submit**".

Home 22/06/2022

Status

20. SBI Payment Information

For SBI Payment Portal

After Successfull payment, Download the Fee receipt and SB collect payment details shall be fillup in the given below, then Click on Submit button.

To Fill Up e-Receipt Fee Paid Details **Fee details**

Application Fee details has Updated successfully

Reference No :

Application No :

Candidate Name : **SANGEETHA P**

Date of Birth : / /

List of the Documents has Upload in(PDF Format)

Sl.No	Name of particulars	Filetype	Upload Status
1	Fee receipt:	<input type="text" value="Fee receipt"/> Choose files No file chosen <input type="button" value="Upload"/> (Max. Size 500kB)	

Fee receipt In PDF format only.

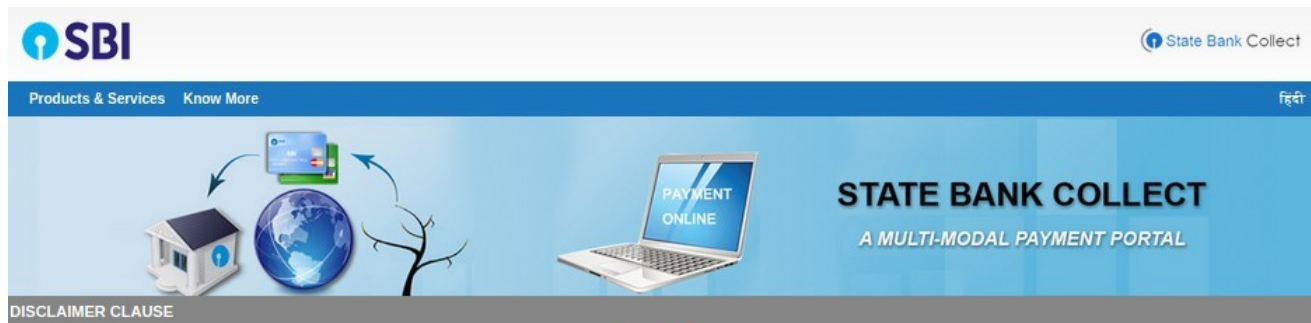
Note:
 1] Fee Receipt in PDF format.
 I declare that Fee Receipt of application fee as said in Notification.

Payment Confirmation

17. Candidates shall Click on “Pay-Confirmation” button to proceed to confirm payment status.

7 **Payment Confirmation**

18. On click of “Pay-Confirmation” State Bank collect page would be displayed . Click on “I have read and accepted the terms and conditions stated above” check box and click on “Proceed”



Terms Used

- > **Corporate Customer:** Firm/Company/Institution (F/C/I) collecting payment from their beneficiaries.
- > **User:** The beneficiary making a payment to F/C/I for the services/goods availed.
- > Bank shall not be responsible, in any way, for the quality or merchantability of any product/merchandise or any of the services related thereto, whatsoever, offered to the User by the Corporate Customer. Any disputes regarding the same or delivery of the Service or otherwise will be settled between Corporate Customer and the User and Bank shall not be a party to any such dispute. Any request for refund by the User on any grounds whatsoever should be taken up directly with the Corporate Customer and the Bank will not be concerned with such a request.
- > Bank takes no responsibility in respect of the services provided and User shall not be entitled to make any claim against the Bank for deficiency in the services provided by the Corporate Customer.
- > The User shall not publish, display, upload or transmit any information prohibited under Rule 3(2) of the Information Technology (Intermediaries guidelines) Rules, 2011.
- > In case of non-compliance of the terms and conditions of usage by the User, the Bank has the right to immediately terminate the access or usage rights of the User to the computer resource of the Bank and remove the non-compliant information.

I have read and accepted the terms and conditions stated above.

(Click Check Box to proceed for payment.)

Proceed

19. Candidates shall Click on **“Payment History”** which is listed under **“State Bank Collect”** drop down menu as shown in following screen shot.




20. Candidates shall enter DU Reference number of fee payment with Date of Birth or Mobile number and Confirm whether payment was paid to the “Prl District and Session Judge VIJAYAPURA” by clicking on **‘GO’**.

State Bank Collect ▾ State Bank Mops



State Bank Collect / Payment History Exit


State Bank Collect 03-Sep-2021 [03:42 PM IST]

Select a date range to view details of previous payments


Date of Birth * 
(Date provided at the time of making payment)

Mobile Number(Enter 10 - digit) *
(Mobile Number provided at the time of making payment)

Start Date * 
End Date * 

 Enter the INB Reference Number (Starting with 'DU') & DOB/Mobile Number to view a specific payment

DU Reference Number *
(As appearing in your pass book/statement in the narration pertaining to the transaction)

Date of Birth * 
(Date provided at the time of making payment)

OR

Mobile Number(Enter 10 - digit) *
(Mobile Number provided at the time of making payment)

Enter the text as shown in the image * EB35E

- Mandatory fields are marked with an asterisk (*)
- Date range cannot exceed one year

21. On click of 'GO', the following screen appear regarding of payment confirmation.

SBI State Bank Collect

State Bank Collect ▾ State Bank Mops

State Bank Collect / Payment History Exit

State Bank Collect 22-Jun-2022 [04:15 PM IST]

State Bank Collect payment history from 22/6/2022 to 22/6/2022

Reference Number	Institution Name	Amount	Transaction Date	Status	Transaction Description	Action
DUJ2223024	PRINCIPAL DISTRICT AND SESSIONS JUDGE VIJAYAPURA		22-06-2022	PAID	Completed Successfully	Print