


PRL DISTRICT AND SESSIONS COURT, RAICHUR



How to make online payment

1. All eligible candidates shall visit the below mentioned link to make payment online for the various posts. This shall be done after successful submission of the online application.

Visit <https://raichur.dcourts.gov.in/Judges/online-recruitment/>



ಜಿಲ್ಲಾ ನ್ಯಾಯಾಲಯ, ರಾಯಚೂರು
District Court Raichur
e-Courts Mission Mode Project



HOME ABOUT COURT ▾ SUPREME COURT HIGH COURT SERVICES ▾ INDIA CODE DOCUMENTS ▾ NOTICES ▾ MAGISTRATE ▾

Home > ONLINE-RECRUITMENT

ONLINE-RECRUITMENT

Designation: Online Recruitment

GENERAL INSTRUCTIONS

Sl No.	Description	View Documents
a	How To Apply Online	Click here to View
b	How To Make Payment	Click here to View
c	How To Upload Payment Receipt and Marks card	Click here to View
d	How To Check Payment Confirmation	Click here to View

Recruitment for the Post of Stenographer Grade-III

Sl No.	Description	View Documents
a	Notification No. ADMN/02/2023 dated:20.11.2023 For Kalayan Karnataka Local Cadre CLICK HERE TO APPLY ONLINE	Click here to View

2. Click on '**CLICK HERE TO APPLY ONLINE**' button below the relevant post.
3. Click on 'e-Pay' Button on recruitment page to proceed for paying the application fee.

NOTE:

1.Payment has to be made on Reference Number starts with for example-(2023XXXXXXXXXX) 15 characters at SBI Payment Portal, By clicking on e-Pay button.

2.If More than 5 times of payment has failed, Then reapplied the online application.

3.If the candidate enters wrong/mismatch Reference number and also for failure of payments, PRL. DISTRICT AND SESSIONS COURT, D.K MANGALURU is not responsible and no further communication is entertained.

To Pay Application fee through SBI e-Pay Payment gateway **e-Pay**

4. Candidates shall read and understand "Guidelines for payment" carefully. Under "ONLINE SBI e-Payment gateway", Candidate shall enter correct "Reference Number" and Captcha. Click '**Submit**' button to proceed further for making payment.

entertained.

To Pay Application fee through SBI e-Pay Payment gateway **e-Pay**

Reference No. :

Enter the text
as shown in the image* **45f149**

Submit

7 **Re-Print Application** **Re-Print**

- Enter the OTP and Captcha. Click '**Submit**' button to proceed further for making payment.

For Modification of the Application,
One time password is sent through SMS/Email please Check!

Application Information	
Applied for the Post.:	STENOGRAPHER
Reference No.:	A202332STG000005
Re-type Reference No.:	77a714
One Time password:	07d767
Valid Till:	20/10/2023 15:38:19
Enter One Time password:
Enter the text as shown in the image*	704ad8
<input type="button" value="Submit"/>	


- Click 'Click to SBI e-Pay' button to proceed further for making payment.

Notification No. ADMN /2023 Last Date : 17/11/2023	
Applied Post Name : STENOGRAPHER	
Applicant Information	
Reference No :	A202332STG000015
20. SBIEpay-payment Portal	
Guidelines for SBI e-Pay.	
1. Application fee has mention as per in the Notification.	
By SBI e-pay payment gateway	
a. Netbanking, If you have account login credentials. b. Debit/Credit Cards. c. UPI IP or UPI QRcode. d. Once Payment has done, Then verify the SBie-pay payment Receipt.	
3. If You attempts more than 5 times, Please reapply the online Application to generate new reference no.	
SBI e-pay payment verification.	
a. If Already Payment has done, Then click e-Pay Verify button.	
Application Fee Information:	
Candidate Name:	TEST
Date of Birth:	2000-01-01(DD/MM/YYYY)
Claimed in Quota/Category:	GM
Application Fee:	10 (In Word Rs.Ten Only)
<input type="checkbox"/> I do accept to pay Application Fee has been mention in the Notification.	
<input type="button" value="Click to SBI e-Pay"/>	
<input type="checkbox"/> I have to verify payment Application Fee.	
<input type="button" value="Verify e-Pay"/>	

- Candidates shall verify the correct Candidate Name, Application Reference Number & date of birth as mentioned, as in online application & application Fee prescribed for the respective categories. Click '**Confirm**' button after verifying that the details entered are correct as per the details entered in the online application.


SBI E-Pay Payment Portal	
Application Fee Information:	
Reference No:	A202332STG000015
Candidate Name:	TEST
Date of Birth:	2000-01-01
Claimed for Quota/Category:	GM
Application Fee:	10

- Choose any one of the payment method as per your convenience among the available options.



Following channel(s) is/are unavailable during mentioned time:

- Janata Sahakari Bank Ltd. Pune (NB) From: 2023-10-18 16:32:15 To: 2023-11-18 23:59:59
- Lakshmi Vilas Bank (NB) From: 2023-10-18 16:33:50 To: 2026-12-31 23:59:59




As per RBI Guidelines al

Payment Details




Debit/Credit Card

Internet Banking

UPI 

Please ensure that your card is enabled for online (E-Commerce) transactions
कृपया सुनिश्चित करें कि आपका कार्ड (ई-कॉमर्स) लेनदेन के लिए सक्षम है

Card Number

VISA   

Expiry Date/Valid Thru

Month Year

CVV/CVC 4-DBC

Name of the card holder

Use your GSTIN for claiming input tax (Optional)

Pay Now

Cancel

Order Summary

Kindly note Order No.

Order No.:
A202332STG000015

Merchant Name:
REGISTRAR GENERAL HIGH COURT OF KARNATAKA

Amount: 10

Processing fee:

GST:

Total:

APM ID: PG_TRANS_396

You can check the transaction status using the following link - [Click Here](#)

Note:

- Candidates shall follow the procedure as prescribed by the bank to make payment through Net Banking, Debit/Credit cards and UPI Payments.

9. Candidates shall verify the details by click on “Verify e-Pay” button.

I have to verify payment Application Fee.

[Verify e-Pay](#)

SBI E-Pay Payment Portal

E-Pay Information:

Transaction Date:	20/10/2023 15:49:01 (DD/MM/YYYY hr:mm:ss)
SBI Reference No:	6192645199520
Application Reference No:	A202332STG000015
Application Fee:	10 (In Rupees)
Payment Status:	SUCCESS
Remarks:	Payment In Clearing
Bank Settlement AC No:	202329351418427

Note:This is auto generated e-receipt payment. Hence, signature is not required.

[Print](#)

[Preview](#) [Back](#)