

**GOVERNMENT OF HARYANA**  
**OFFICE OF DIRECTOR GENERAL, TREASURIES & ACCOUNTS**  
**DEPARTMENT, HARYANA**  
**(DATA MANAGEMENT CELL/DMC)**  
**1<sup>st</sup> Floor, 30-Bays Building, Sector-17C, Chandigarh-160017 (U.T.).**  
**Phone Number: 0172-2991025.**  
**e-mail: treasuries@hry.nic.in, website: hrtreasuries.gov.in**

To

1. All Head of the Departments in Haryana.
2. Registrar General, Punjab & Haryana High Court, Chandigarh.
3. All the Commissioners in Haryana State.
4. All the Deputy Commissioners and Sub Divisional Office (Civil) in Haryana State.

Memo No.: TA-HR(DMC)/DEO-II/2026/3105-3108

Dated: 26/05/2026

**Subject: - Regarding the Selection of Vendor/Company as System Provider (SP) for procurement/ services related to Digital Signature Certificates (DSCs), including integration of PKI components and DSC registration modules with existing web applications, bearing RFP No. e-Tender/HARTRON/CO(ICT)/RFP-DSC/2025-26/03 - Revision of SoP.**

\*\*\*\*\*

Your kind attention is invited toward this office memo No. TA-HR(DMC)/2026/2828-2838 dated 21.04.2026 on the subject noted above.

(2) Vide above letter, a detailed SoP (Annexure-'A') was issued regarding steps to be taken for use of existing DSC of Bit4id on client software of GNFC (n-Code). However, keeping the issues being faced by some DDOs regarding use of DSC of Bit4id, a revised SoP (Annexure-'A') (version 1.1) and (n) Code software installation guide has been prepared in consultation of NIC Haryana and M/s GNFC/(n)Code for ready reference.

(3) Further, it has been come to the notice of the Department that many DDOs are procuring FIPS-2 dongles from open market which are not as per CCA guidelines. All DDOs are requested procure certified FIPS-3 dongles and Signing & Encryption Certificate as per the contract specification and price mentioned in letter dated 21.04.2026 of this Department from authorized vendor of Haryana State Govt.

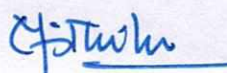
(4) In case of any difficulty in the above services, Departments may contact on following helpline numbers of M/s Gujarat Narmada Valley Fertilizers & Chemicals Limited (GNFC) (n-Code):-

<b>Address :</b>	DSC Helpdesk , Lower Ground Floor, SCO- 262, Sector-14, Panchkula, Haryana-134109.		
<b>Working Days/hours</b>	Monday - Saturday 09:00 A.M. to 05:30 P.M. (2 <sup>nd</sup> & 4 <sup>th</sup> Saturday will be consider as a holiday)		
<b>Phone No.:</b>	0172 455 2597		
<b>Contact Persons for DSC Issuance &amp; Support</b>	Name : Mr. Bunty Kumar	Ms. Niharika Sharma	Name : Mr. Aman
	M : 90417- 89899	M: 92174- 68899	0172 455 2597
	Email ID : dscharyana@ncode.in		
<b>For Technical support :</b>	Toll Free No.:- 6356 - 894 - 444	Landline Nos.	079 - 66743289 / 311
	Emails : dscsupport@ncode.in ; tokensupport@ncode.in; support@ncodesolutions.com		
<b>Contact details in case of escalation:</b>	Name : Mr. Gaurav Arora, Project Manager	M: 94661-08999	email : gsarora@ncode.in

These instructions may kindly be brought into to the notice of all concerned in your Department. This instruction can also be downloaded from the website of Treasuries & Accounts Department i.e. [www.hrtreasuries.gov.in](http://www.hrtreasuries.gov.in) & <https://esalaryhry.nic.in/>.

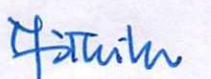
DA/as above

Endst No.: TA-HR(DMC)/DEO-II/2026/3109-3112

  
**Joint Director (DMC)**  
**for: Director General, Treasuries & Accounts**  
**Department, Haryana, Chandigarh**  
Dated: 26/05/2026

A copy of the above is forwarded to the following for information and necessary action:-


1. Managing Director, HARTRON, Panchkula.
2. State Informatics Officer (SIO), NIC Haryana.
3. Sh. Suraj Arora, Senior Director (IT), NIC Haryana.
4. M/s Gujarat Narmada Valley Fertilizers & Chemicals Limited (GNFC) (n-Code), 14<sup>th</sup> Floor, Tower One, Road 5C, Zone 5, Gujarat International Finance Tech City (GIFT City), Gandhinagar - 382355, Gujarat.

  
**Joint Director (DMC)**  
**for: Director General, Treasuries & Accounts**  
**Department, Haryana, Chandigarh**

Endst No.: TA-HR(DMC)/DEO-II/2026/313

Dated: 26/05/2026

A copy of the above is forwarded to Sh. Jagdish Mehendiratta, Director (IT), NIC Haryana with the request to flash the above instructions on e-Billing & OTIS web portals and provide required links as per Annexure-'A' (version 1.1) and (n) Code software installation guide.



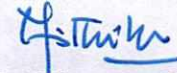
Joint Director (DMC)

for: Director General, Treasuries & Accounts  
Department, Haryana, Chandigarh

Endst No.: TA-HR(DMC)/DEO-II/2026/314

Dated: 26/05/2026

A copy of the above is forwarded to Sh. Sunil Bahal, Programmer with the request to upload this instruction on the Department's website.




Joint Director (DMC)

for: Director General, Treasuries & Accounts  
Department, Haryana, Chandigarh

Endst No.: TA-HR(DMC)/DEO-II/2026/315

Dated: 26/05/2026

A copy is forwarded to All Treasury Officers/Assistant Treasury Officers in the State of Haryana with the request to register the Digital Signing Dongle for DDOs under your jurisdictions as per the steps prescribed at Annexure-'A' (version 1.1) of this letter.



Joint Director (DMC)

for: Director General, Treasuries & Accounts  
Department, Haryana, Chandigarh

**Steps for installation of Client software of nCode Solutions, GNFC Ltd.**  
(For Dongles issued by (n) Code GNFC Limited & existing bit4id dongles)


**1. Download the software from following links:**

- **PKI Component Download Link:**

<https://esalaryhry.nic.in/Documents/DownloadPKIComponent.zip>

**2. For nCode, GNFC Limited Dongle Driver download link:**

[https://www.ncodesolutions.com/drivers/InnaITDSC\\_Setup\\_New.zip](https://www.ncodesolutions.com/drivers/InnaITDSC_Setup_New.zip)



**3. The existing bit4id dongle, latest software should be downloaded from bit4id links and installed on the local machines:**

- **For Bit4ID dongle/Token Driver download link:**

→ **Make – Key Four (Black Dongle):**

[https://b4sc.net/dl/x\\_kgV6o3oiTq6Qw3](https://b4sc.net/dl/x_kgV6o3oiTq6Qw3)

→ **Make – ME EVO II (White Dongle) :**

<https://b4sc.net/dl/RNPoTQpAGkm48wEQ>

**4. Installation of the software:**

- Extract the **PKI Component zip** files to a local folder with password **ncode@123**.
- Install the PKI component (32 bit or 64 bit depending on the computer).
- Do not run the setup using **“Run as administrator”**
- Allow/enable Java or security prompts if required.
- Connect the DSC dongle and proceed with bill signing in e-Billing.
- Install the Dongle/Token Driver Depending on token make
- Do not install all token drives on same machine

## 5. Installation of Additional Certificates for Existing Bit4id Dongle

For users with an existing **Bit4id dongle**, additional certificates must be installed on the DDO's local machine to ensure proper functioning of the DSC

### • Certificates and Download Links:

→ **Links of Root certificates of SignX CA:**

#### •Certificate Name: CCAIndia2022

**Download Link:** <https://www.signxca.com/repository/aia/CCAIndia2022.cer>

#### •Certificate Name: SignX CA 2022

**Download Link:** <https://www.signxca.com/repository/aia/SignX%20CA%202022.cer>

#### •Certificate Name: SignX Sub-CA for Class 3 Organization 2022

**Download Link:** <https://www.signxca.com/repository/aia/SignX%20sub-CA%20for%20Class%203%20Organization%202022.cer>

→ **Links of Root certificates of SafeScript ( SIFY ) certificates can be downloaded from their website.**

### Steps to Install Root Certificates

1. Download the required certificate files from the links provided above.
2. Double-click on each downloaded certificate file (.cer).
3. Click on **"Install Certificate"**.
4. Select **"Local Machine"** (if prompted) and click **Next**.
5. Choose **"Place all certificates in the following store"**.
6. Click on **"Browse"** and select:  
**Trusted Root Certification Authorities**
7. Click **OK**, then **Next**, and finally **Finish**.
8. A confirmation message will appear stating that the certificate has been successfully installed.

**Note:** Repeat the above steps for all the certificates. Ensure all the above certificates are installed in the Trusted Root Certification.

## 6. Dongle Registration in treasury

**Steps for DDO DSC Registration in OTIS by TO:**

The **Treasury Office** will register the Digital Signing Dongles of DDOs.

1. Insert the dongle in USB port.
2. Treasury admin logs in to the OTIS portal using a valid **User ID (dtotaa..)** and **Password**.
3. Navigate to the following menu:  
**Other Tasks → Register Digital Signing Dongle for DDOs**
4. Select the respective DDO and complete the dongle registration process.

**Note:**

- (i) Without registration, the user will not be able to sign the document, and “no DSC Found” message will be displayed in the DSC selection dialog box.
- (ii) The INNAIT precision dongle set-up should not be installed for BIT4ID dongles.
- (iii) DDO may change the dongle with new one who have KeyFour dongles of M/s Bit4id India Pvt. Ltd. (Black dongle) and are not working.

**For any kind of assistance user may contact to below-mentioned helpdesk details.**

Address :	DSC Helpdesk , Lower Ground Floor, SCO- 262, Sector-14, Panchkula, Haryana-134109.		
Working Days/hours	Monday - Saturday 09:00 A.M. to 05:30 P.M. (2 <sup>nd</sup> & 4 <sup>th</sup> Saturday will be consider as a holiday)		
Phone No.:	0172 455 2597		
Contact Persons for DSC Issuance & Support	Name : Mr. Bunty Kumar	Ms. Niharika Sharma	Name : Mr. Aman
	M : 90417- 89899	M: 92174- 68899	0172 455 2597
	Email ID : dscharyana@ncode.in		
For Technical support :	Toll Free No.:- 6356 - 894 - 444	Landline Nos.	079 - 66743289 / 311
	Emails : dscsupport@ncode.in ; tokensupport@ncode.in; support@ncodesolutions.com		
Contact details in case of escalation:	Name : Mr. Gaurav Arora, Project Manager	M: 94661-08999	email : gsarora@ncode.in