




GOVERNMENT OF HARYANA/हरियाणा सरकार

Directorate of Secondary Education / सैकेण्डरी शिक्षा निदेशालय

Directorate Secondary Education सैकेण्डरी शिक्षा निदेशालय



शिक्षा, संस्कृति एवं विकास
Education, Culture and Development
समरती मा ज्योतिर्गमय
Lead me from Darkness to Light

Off.: Shiksha Sadan, Sector 5, Panchkula, Haryana 134109 (India) - Tel: 91(0172)-2560246 Fax: 91(0172)-2560253
कार्यालय: शिक्षा सदन, सेक्टर 5 पंचकुला-134109 (भारत) दूरभाष: 91 (0172) 2560246 फैक्स: 91 (0172) 2560253
e-mail: edusecondaryhry@gmail.com - site: www.schooleducationharyana.gov.in

सेवा में

1. निदेशक एस0सी0ई0आर0टी0, गुरुग्राम।
2. राज्य के सभी जिला शिक्षा अधिकारी।
3. राज्य के सभी प्राचार्य डाईट/गैटीज/बाईट।

यादि क्रमांक 10/6-2024 प्रशा0(4)
दिनांक, पंचकुला

विषय:-

Regarding generation of card by self-registration for Comprehensive Cashless Health Facility (CCHF) Scheme for State Government Employees.

उपरोक्त विषय के सम्बन्ध में

विषयांकित मामले में अतिरिक्त मुख्य सचिव, स्वास्थ्य एवं आयुष विभाग से प्राप्त पत्र क्रमांक 49/13/2024-6 एच0बी0आर दिनांक 19.04.2024 को प्रति आगामी आवश्यक कार्यवाही हेतु प्रेषित है।

संलग्न:- उपरोक्तानुसर

sd ✓

अधीक्षक प्रशासन
कृते: निदेशक सैकेण्डरी शिक्षा

हरियाणा पंचकुला

दिनांक, पंचकुला 03/05/2024

पृष्ठांकनक्रमांक: सम

इसकी एक-एक प्रति निम्नलिखित को सूचनार्थ तथा आगामी आवश्यक कार्यवाही हेतु प्रेषित है:-

1. निजी सचिव/निदेशक सैकेण्डरी शिक्षा हरियाणा, पंचकुला।
2. निजी सहायक/अतिरिक्त निदेशक प्रशासन (एम0एस0एस0)
3. निजी सहायक/अतिरिक्त निदेशक प्रशासन।
4. निजी सहायक/संयुक्त निदेशक प्रशासन।
5. निजी सहायक/अतिरिक्त निदेशक शैक्षणिक।
6. निदेशालय में कार्यरत सभी अधिकारी।
7. सैकेण्डरी शिक्षा निदेशालय के सभी शाखाओं/सैल के अधिकारी/अधीक्षक से अनुरोध है उनके अधीनस्थ कार्यरत सभी कर्मचारियों को नोट करवाने का कष्ट करें।
8. अधीक्षक प्रशासन (मौलिक शिक्षा)।
9. आई0टी0 सैल (मु0) को विभागीय बैवसाईट पर अपलोड करवाने हेतु।

Prs-5
A R.

अधीक्षक प्रशासन

कृते: निदेशक सैकेण्डरी शिक्षा

हरियाणा पंचकुला

1621 Ad(4)

29/04/24

From

The Additional Chief Secretary to Govt. Haryana,
Health & AYUSH Department.

To

All The Administrative Secretaries,
Govt. of Haryana

हरियाणा सिविल सचिवालय
चण्डीगढ़
22 APR 2024
परिचालन संख्या

ACSE (106)
No
PS
24.4.24

Memo No 49/13/2024-6HBII
Dated, Chandigarh, the 18.04.2024

DSE
25/04/2024


Subject:- **Regarding generation of card by self-registration for Comprehensive Cashless Health Facility (CCHF) Scheme for State Government Employees.**

ADCSMM
26/04
S. Adm.
CS, 27/4/24
AS

In reference to subject noted above, Comprehensive Cashless Health Facility (CCHF) scheme was launched by Hon'ble Chief Minister, Haryana on 01.01.2024 for State Government Employees only in the initial phase. As per HRMS portal there are 2.6 lakh State Government Employees in Haryana which are covered in the initial phase. For availing cashless medical facility in all DGHS empanelled Hospitals a CCHF card is required which can be generated and downloaded online using self-registration on the Ayushman Mobile App (Android users only) as well as on the card generation portal (<https://beneficiary.nha.gov.in/>) in order to generate and download the CCHF card each employee must ensure that their Aadhaar, Self and Family details are duly updated and approved by the respective DDO/Checker of HRMS and in addition to that Parivar Pehchan Patra (PPP ID) shall be duly mapped in HRMS by each employee.

Detailed steps to generate and download the CCHF cards are annexed in Annexure-I. To further ease out the CCHF card generation, a video is also uploaded on Ayushman Bharat Haryana website (<https://ayushmanbharat.haryana.gov.in/>). All employees must ensure to get their registration done on the aforementioned Mobile App or Web portal and must download their CCHF cards using self-registration method detailed in Annexure-I and video uploaded on the website.

ACSSE.....
No.....23111.....
Date.....24.4.24


Under Secretary Health,
for Additional Chief Secretary to Government Haryana,
Health & AYUSH Department



**Beneficiary Identification System (BIS) Card Generation Workflow for
Comprehensive Cashless Health Facility**

Pre-requisites

- For generation of Comprehensive Cashless Health Facility (CCHF) Card; State government employee needs to mandatorily have PPP ID and AADHAAR Card generated.
- Employees should have already updated their family details (dependents) on HRMS portal including self-details which shall further have been approved by their respective Checker/DDO.
- Aadhaar number of employee shall be linked by the respective Checker/DDO on HRMS portal.
- PPP ID of Employee and dependents shall be duly mapped in HRMS portal by the employee himself/herself.

Note: When all of the above pre-requisites in place, employee shall be able to search his/her complete family details on the card generation portal/mobile app. In the absence of even one step missing in HRMS portal from the above, details of employee and family members will not be displayed on the card generation portal.

Methods of CCHF Card generation:

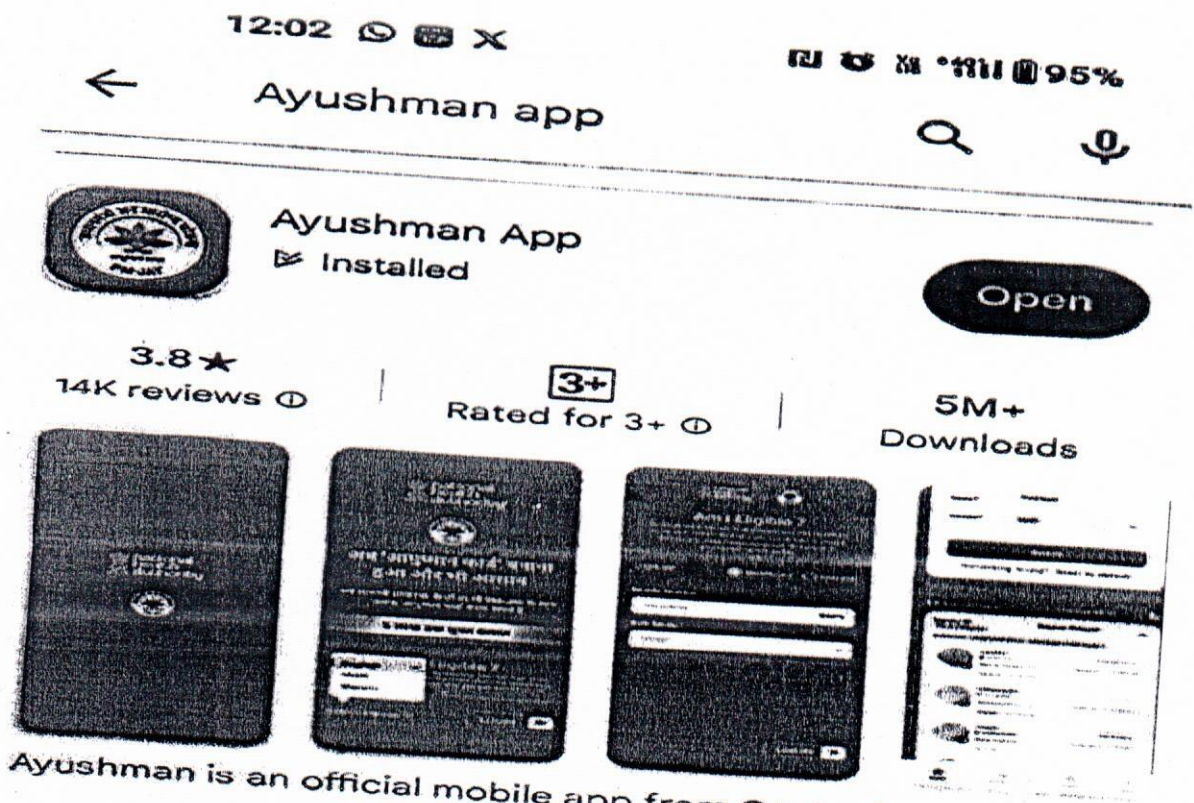
- An employee can register on Ayushman App or on web-based portal of Government of India for CCHF card generation named <https://beneficiary.nha.gov.in/>
- Ayushman App is available on Google Play Store for doing e-KYC and downloading of the CCHF card. The app may be downloaded for the same. Steps to do e-KYC and downloading of CCHF card remain exactly the same on Ayushman App as on web-based portal.



AYUSHMAN BHARAT – HARYANA HEALTH PROTECTION AUTHORITY



➤ Following is the display of Google Play Store to download Ayushman App



Ayushman is an official mobile app from Govt. of India



AYUSHMAN BHARAT – HARYANA HEALTH PROTECTION
AUTHORITY



Following are the steps of card generation i.e. doing e-KYC and downloading of the CCHF card:

- An employee may login to BIS portal <https://beneficiary.nha.gov.in/> and select 'Beneficiary' radio button as shown below and will login by using his/her mobile number, Mobile OTP and Captcha:

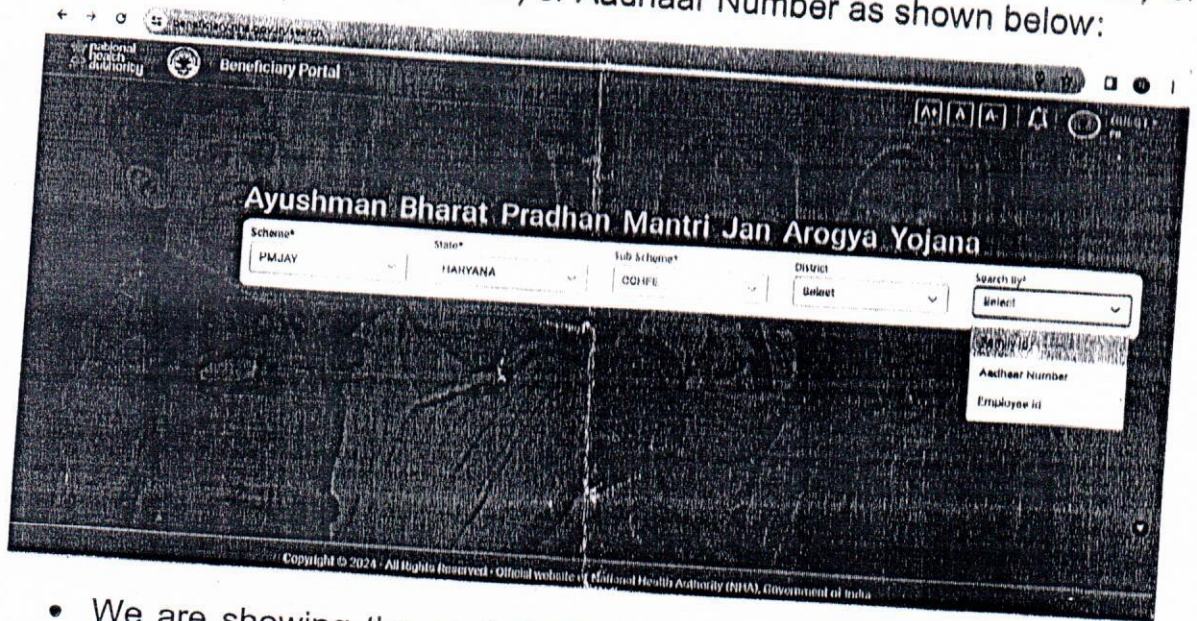
The screenshot shows the website interface for logging in as a beneficiary. The main heading in Hindi reads 'अब 'आयुष्मान कार्ड' बनाना हुआ और भी आसान' (Now 'Ayushman Card' creation has become even easier). Below this, it says 'अब लाभार्थी अपने आयुष्मान कार्ड को आयुष्मान ऐप की सहायता से स्वयं बना सकते हैं।' (Now beneficiaries can create their own Ayushman Card with the help of the Ayushman app). The interface includes a 'Login as' section with radio buttons for 'Beneficiary' (selected) and 'Operator'. There is a 'Mobile Number*' field with a 'Clear All' button. The 'Auth Mode*' dropdown is set to 'Mobile_OTP'. A message states 'OTP has been sent to your registered mobile number *****8224'. The 'OTP' field contains '950923' and a 'RESEND OTP' button. A note says 'Click on Resend OTP after 152sec'. The 'Captcha*' field shows 'b7wh74' and a refresh button. A 'LOGIN' button is at the bottom.



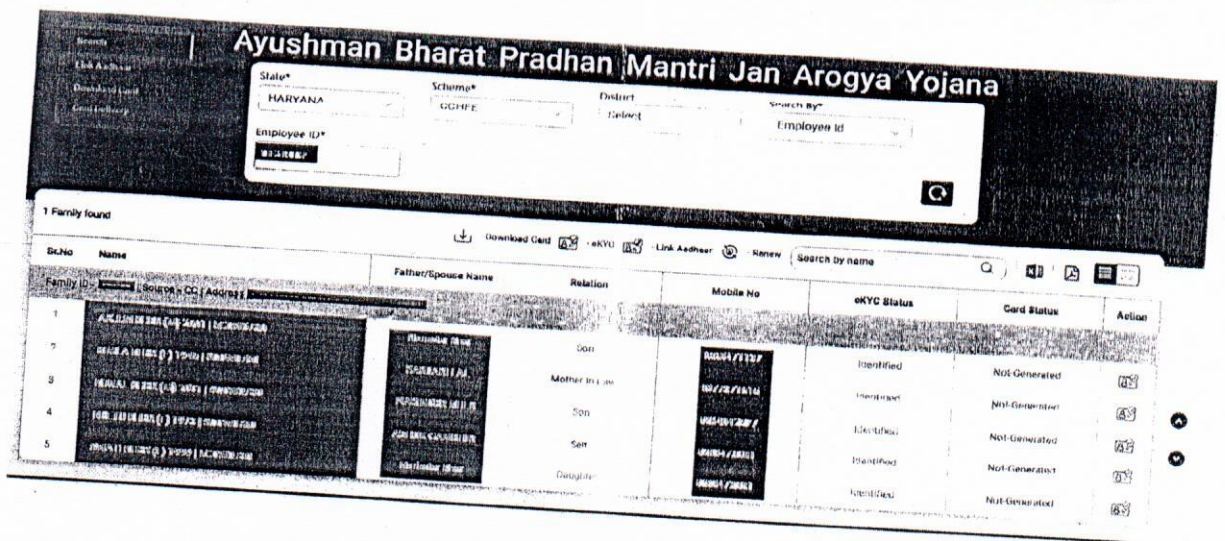
AYUSHMAN BHARAT – HARYANA HEALTH PROTECTION AUTHORITY



- Beneficiary will see the page as below after logging in and shall
 - Select Scheme as PMJAY, State as Haryana, Sub-Scheme as CCHFE, respective District
 - Under Search by drop-down beneficiary may select any of the three fields for searching i.e. Employee ID (Payee Code) or Family ID (PPP ID) or Aadhaar Number as shown below:



- We are showing the next steps after selecting and entering Payee Code from above three options and family details will be shown as below with an option to proceed with e-KYC under Action button:






AYUSHMAN BHARAT – HARYANA HEALTH PROTECTION AUTHORITY



- Clicking on Action button to do e-KYC will open page as below, giving option to applicant to do e-KYC using AADHAAR OTP, Finger Print and IRIS Scan
- Aadhaar OTP option can easily be used by employee when registering through 'Beneficiary Login' as Finger Print or IRIS are majorly used by Operators using "Operator Login" option:



- If selected Aadhaar OTP and clicked on VERIFY, an OTP will be received on Aadhaar Linked mobile number and same shall be entered. Also an another OTP will be received on the mobile number through which beneficiary has logged in.
- Apart from that live picture is mandatory and shall be clicked and uploaded.



AYUSHMAN BHARAT – HARYANA HEALTH PROTECTION AUTHORITY



- Along with that some additional details as shown below with current address will be required to enter and mobile number can be verified which will become the contact number for all future communications.

Additional Information

Mobile No	Year of Birth	Relation	Pincode
[REDACTED]	[REDACTED]	[REDACTED]	[REDACTED]
State	District	Assembly/Block	Sub-District
[REDACTED]	[REDACTED]	[REDACTED]	[REDACTED]
Village	[REDACTED]		
[REDACTED]	[REDACTED]		

- After entering all the requisite details, either card will be auto-approved and can be downloaded (using Aadhaar authentication only and sometimes it may take about 30 minutes owing to backend processing of cards) using download button on the same front page where family was searched.
- In case card is not auto approved due to certain mismatches in source data of HRMS and Aadhaar fetched data (as sometime a person may get his Aadhaar details updated but HRMS details are old), a reference number will be generated and same can be noted down to track approval/rejection at the later stage.

Note: All of the above steps are mentioned for the beneficiary using the portal himself/herself to do e-KYC and downloading of the card. In addition to that if beneficiary is not able to do e-KYC himself/herself then he/she may visit nearest CSC center or Pradhan Mantri Arogya Mitra (PMAM) Kiosk in any of the public hospitals to get the e-KYC done through operator login on the same portal.