



ANNUAL STATEMENT OF ACCOUNTS

(RECEIPT AND PAYMENT ACCOUNT)

(2023-24)

HARYANA CAMPA (STATE AUTHORITY)

VAN BHAWAN, SECTOR-6,

PANCHKULA

COMPENSATORY AFFORESTATION FUND MANAGEMENT AND PLANNING AUTHORITY STATE CAMPA HARYANA
RECEIPTS AND PAYMENTS ACCOUNT FOR THE YEAR 2023-24

Receipts				Payments			
Particulars	Schedule	Current year (2023-24)	Previous year (2022-23)	Particulars	Schedule	Current year (2023-24)	Previous year (2022-23)
(1) Opening Bank Balance				(3) Expenditure			
(a) Bank Accounts Balance	1	37,98,427.84	33,01,52,304.69	(a) Compensatory Afforestation	5	32,44,66,692.00	71,61,11,179.00
				(b) Works under N.P.V	6	26,24,31,088.00	62,79,98,850.00
				(c) Payment met from Interest	7	51,99,291.00	1,67,07,591.00
				(d) Bank Charges	8	1,231.83	598.85
				(e) Previous Year Cheque Cleared	9	-	2,60,84,185.00
				(f) Other Payments & Recovery	10	-	39,036.00
				(g) Refund to State CAMPA Punjab	11	-	4,77,400.00
				(h) Amount Transferred to Treasury	12	-	31,00,66,611.00
Total		37,98,427.84	33,01,52,304.69	Total		59,20,98,302.83	1,69,74,85,450.85
(2) Receipts				(4) Closing bank balances as per Bank A/c			
(a) Receipt from				(a) Bank Accounts Balance	13	39,58,464.01	37,98,427.84
(i) Ad-hoc CAMPA, New Delhi		-	-				
(ii) State Compensatory Afforestation Fund (SCAF)	2	59,20,97,071.00	*-				
(c) Receipts from Interest on Saving Bank Accounts	3	83,853.00	1,62,17,868.00				
(d) Receipts from Interest on FDR's (Sweep account)	4	77,415.00	63,606.00				
(h) Other Receipts		-	2,40,029.00				
Total		59,22,58,339.00	1,65,21,503.00	Total		39,58,464.01	37,98,427.84
Grand Total		59,60,56,766.84	34,66,73,807.69	Grand Total		59,60,56,766.84	1,70,12,83,878.69

- 1,35,46,10,071.00

Compiled from Annual Accounts and
Information and Explanation given to us
FOR K PAWAN & CO.

CHARTERED ACCOUNTANT
F.R.N. 036718N

(CA PAWAN KUMAR)
PROPRIETOR

M.NO. 556607

UDIN : 26556607 SUK BDT 26

Date : 21/04/2026

PLACE : PANCHKULA


Dy. Chief Executive Officer,
State CAMPA (State Authority)
Haryana, Panchkula

Chief Executive Officer
CAMPA, State Authority, Haryana


Chairman Executive Committee
CAMPA, State Authority, Haryana

Schedule-1 : Opening Balances


S. No.	Name of Office	Account Number	Balance as on 01.04.2023			Balance as on 01.04.2022		
			Saving	Sweep	Total	Saving	Sweep	Total
1	D.F.O Morni Pinjore	Corp-520101203269876	52,454.00	-	52,454.00	51,004.00	-	51,004.00
		Canara-60211010069	-	-	-	-	-	-
		HDFC-50100380787156	90.00	-	90.00	2,57,908.00	-	2,57,908.00
2	D.F.O Ambala	Canara-2030101560840	29,962.63	2,41,763.00	2,71,725.63	27,928.63	2,29,588.00	2,57,516.63
		HDFC-50100381752482	-	-	-	-	-	-
		HDFC-50100165220210	49.55	-	49.55	49.55	-	49.55
3	D.F.O Yamunanagar	Corp-520101246461000	-	-	-	-	-	-
		Canara-2060101060266	-	-	-	-	-	-
		HDFC-50100344719351	-	-	-	-	-	-
4	D.F.O Kurukshetra	Corp-1520101209457593	1,147.00	-	1,147.00	1,147.00	-	1,147.00
		Canara-3224101005545	35,510.47	45,318.00	80,828.47	32,229.47	45,287.00	77,516.47
		HDFC-50100380492111	7.00	-	7.00	7.00	-	7.00
5	D.F.O. Kaithal	Corp-1520101201904612	14.11	-	14.11	14.11	-	14.11
		Canara-2045101024041	-	-	-	-	-	-
		HDFC-50100376010190	-	-	-	-	-	-
6	D.F.O Karnal	UBI-379902010053973	1,269.09	-	1,269.09	1,233.09	-	1,233.09
		Canara-3264101003603	27,879.70	39,613.00	67,492.70	25,222.70	39,438.00	64,660.70
		HDFC- 50100361394018	1.00	-	1.00	1.00	-	1.00
7	D.F.O Panipat	Corp-520101244869320	1,44,629.73	-	1,44,629.73	1,40,720.23	-	1,40,720.23
		Canara-1399101056858	66,855.80	4,58,100.00	5,24,955.80	45,064.80	4,53,334.00	4,98,398.80
		HDFC-50100082720427	2,104.00	-	2,104.00	2,042.00	-	2,042.00
8	D.F.O Sonipat	Corp-520101208944059	1,36,815.68	-	1,36,815.68	1,33,035.68	-	1,33,035.68
		Canara-2216101028888	36,344.27	1,37,768.00	1,74,112.27	30,656.27	1,34,967.00	1,65,623.27
		HDFC-50100379630558	-	-	-	-	-	-
9	D.F.O Rohtak	Corp-520101245284318	94,765.05	-	94,765.05	92,250.25	-	92,250.25
		Canara-1171101410754	146.00	-	146.00	142.00	-	142.00
		HDFC- 50100361832870	-	-	-	-	-	-
10	D.F.O Jhajjar	Corp-520101201334549	-	-	-	-	-	-
		Canara-3233101006748	26,812.73	80,889.00	1,07,701.73	25,995.73	76,420.00	1,02,415.73
		HDFC- 50100380493367	-	-	-	-	-	-



S. No.	Name of Office	Account Number	Balance as on 01.04.2023			Balance as on 01.04.2022		
			Saving	Sweep	Total	Saving	Sweep	Total
11	D.F.O.Hissar	Corp-52010121199405	99,485.62	-	99,485.62	93,786.62	-	93,786.62
		Canara-2990101005980	33,469.65	-	33,469.65	32,516.65	-	32,516.65
		HDFC- 50100378534670	85.00	-	85.00	-	-	-
12	D.F.O.Sirsa	Corp-520101201222023	-	-	-	15.22	-	15.22
		Canara-6481101001444	-	-	-	-	-	-
		HDFC-50100382146819	856.00	-	856.00	-	-	-
13	D.F.O.Fatehabad	Corp-520101201667653	28,372.83	-	28,372.83	27,589.83	-	27,589.83
		Canara-2343101023010	69,777.66	44,431.00	1,14,208.66	65,580.66	44,229.00	1,09,809.66
		HDFC-501000379044031	-	-	-	-	-	-
14	D.F.O.Jind	Axis-910010028873845	-	-	-	-	-	-
		Corp-520101202438186	-	-	-	-	-	-
		Canara-2767101009969	-	-	-	-	-	-
		HDFC-50100382666880	14,04,218.00	-	14,04,218.00	18,03,689.00	-	18,03,689.00
15	D.F.O.Bhiwani	Corp-520101209136282	-	-	-	-	-	-
		Canara-2036101026772	-	-	-	-	-	-
		HDFC- 50100380734367	3.00	-	3.00	3.00	-	3.00
16	D.F.O.Dadri	Corp-520101261883843	-	-	-	-	-	-
		Canara-3529101007126	191.00	-	191.00	187.00	-	187.00
		HDFC- 501000928445784	-	-	-	-	-	-
17	D.F.O. Gurgaon	Corp-520361002083447	-	-	-	-	-	-
		Canara-1723101563308	45,281.85	48,735.00	94,016.85	41,478.85	48,703.00	90,181.85
		HDFC-50100069416277	-	-	-	-	-	-
18	D.F.O. Faridabad	Corp-520101202054264	816.74	-	816.74	810.44	-	810.44
		Canara-330101563799	1,66,198.00	-	1,66,198.00	1,61,464.00	-	1,61,464.00
		HDFC-50100347554137	-	-	-	-	-	-
19	D.F.O. Rewari	Corp-521010245661944	-	-	-	-	-	-
		Canara-2056101024860	-	-	-	-	-	-
		HDFC- 50100177555451	16.64	-	16.64	-	-	-
20	D.F.O. Mohindergarh	Corp-521012020902028	-	-	-	-	-	-
		Canara-3225101011276	649.73	-	649.73	25,496.73	50,034.00	75,530.73
		HFDC-50100179077591	-	-	-	-	-	-



S. No.	Name of Office	Account Number	Balance as on 01.04.2023			Balance as on 01.04.2022		
			Saving	Sweep	Total	Saving	Sweep	Total
21	D.F.O.Palwal	UBI-615002010001005	-	-	-	-	-	-
		Canara-2328101049018	-	-	-	-	-	-
		HDFC-50100380492134	-	-	-	31.00	-	31.00
22	D.F.O.Nuh Mewat	Union-579602010002588	-	-	-	-	-	-
		Canara-2053101066655	96,211.97	78,693.00	1,74,904.97	89,537.97	78,640.00	1,68,177.97
		HDFC-50100365008942	-	-	-	-	-	-
23	DWLO, Panchkula	Corp-520101262831467	15.22	-	15.22	-	-	-
		Canara-5090101000941	18,227.00	-	18,227.00	17,709.00	-	17,709.00
		HDFC-50100380785331	10.00	-	10.00	10.00	-	10.00
24	DWLO, Rohtak	Corp-520101245284180	-	-	-	-	-	-
		Canara-1171101410777	1.00	-	1.00	1.00	-	1.00
		HDFC-50100359117860	-	-	-	-	-	-
25	DWLO, Gurugram	Corp-520101223220090	2.00	-	2.00	2.00	-	2.00
		Canara-1723101563347	-	-	-	-	-	-
		HDFC-50100364174116	0.01	-	0.01	43,800.00	-	43,800.00
26	DWLO, Hisar	Corp-520101201185561	-	-	-	-	-	-
		Canara-2043101020870	-	-	-	-	-	-
		HDFC-50100380501537	354.70	-	354.70	-	-	-
27	D.F.O Research Pinjore	SBI-65096393530	126.00	-	126.00	122.00	-	122.00
		Canara-6021101001592	-	-	-	-	-	-
		HDFC-50100380787054	-	-	-	-	-	-
28	D.F.O Seeds Pinjore	SBI-65095540420	-	-	-	-	-	-
		Canara-6021101001590	-	-	-	-	-	-
		HDFC-50100382892200	-	-	-	-	-	-
29	D.F.O Training Pinjore	SBI-31310201900	-	-	-	-	-	-
		Canara-6021101001506	-	-	-	-	-	-
		HDFC-50100380787410	-	-	-	-	-	-
30	D.F.O Training Sohna	SBI-31345375604	39.40	-	39.40	39.40	-	39.40
		Canara	-	-	-	-	-	-
		HDFC-	-	-	-	-	-	-



S. No.	Name of Office	Account Number	Balance as on 01.04.2023			Balance as on 01.04.2022		
			Saving	Sweep	Total	Saving	Sweep	Total
31	D.F.O.C.F.P Kurukshetra	Corp-520101209408363	1,811.70	-	1,811.70	1,830.50	-	1,830.50
		Canara	-	-	-	-	-	-
		HDFC	-	-	-	-	-	-
32	DFO (IT) Panchkula	Corp-520101209075402	-	-	-	-	-	-
		Canara-1624101015623	-	-	-	-	-	-
		HDFC	-	-	-	-	-	-
33	CF Publicity & Education Panchkula	Corp-52010120907113	-	-	-	-	-	-
		Canara-1624101015582	-	-	-	-	-	-
		HDFC-50100381690379	39.00	-	39.00	-	-	-
34	Head Quarter	Corp-520101209213333	-	-	-	-	-	-
		Corp-520144000822929	-	-	-	-	-	-
		Canara-1624101015567	-	-	-	-	-	-
		HDFC-50100011194158	0.31	-	0.31	32,56,79,312.31	-	32,56,79,312.31
Total			26,23,117.84	11,75,310.00	37,98,427.84	32,89,51,664.69	12,00,640.00	33,01,52,304.69



6

Schedule-2 : Amount received from Ad-hoc CAMPA and State CAMPA during 2020-21


Amount received from Ad-hoc CAMPA New Delhi

Sr. No.	Particular	2023-24	2022-23
1		-	-
2		-	-
Total (A)		-	-

Amount Received State Compensatory Afforestation Fund (SCAF)


Sr. No.	Particular	2023-24	2022-23
1	Amount Received in Bank	-	-
2	Amount Received in Treasury (CA+NPV)	58,68,97,780.00	1,34,41,10,029.00
3	Amount Received in Treasury (Interest)	51,99,291.00	1,05,00,042.00
Total (B)		59,20,97,071.00	1,35,46,10,071.00

Grand Total (A+B)		59,20,97,071.00	1,35,46,10,071.00
--------------------------	--	------------------------	--------------------------




Schedule-3 : Receipts from Interest on Saving Bank Accounts and FDR's (Sweep account)


S. No.	Name of Office	Account Number	Bank Interest 2023-24			Bank Interest 2022-23		
			Saving	Sweep A/c	Total	Saving	Sweep A/c	Total
1	D.F.O Morni Pinjore	Corp-520101203269876	1,458.00	-	1,458.00	1,450.00	-	1,450.00
		Canara-60211010069	-	-	-	-	-	-
		HDFC-50100380787156	4.00	-	4.00	10,723.00	-	10,723.00
2	D.F.O Ambala	Canara-2030101560840	876.00	16,569.00	17,445.00	817.00	13,338.00	14,155.00
		HDFC-50100381752482	-	-	-	-	-	-
		HDFC-50100165220210	-	-	-	-	-	-
3	D.F.O Yamunanagar	Corp-520101246461000	-	-	-	-	-	-
		Canara-2060101060266	-	-	-	-	-	-
		HDFC-50100344719351	-	-	-	887.00	-	887.00
4	D.F.O Kurukshetra	Corp-1520101209457593	-	-	-	-	-	-
		Canara-3224101005545	1,077.00	2,879.00	3,956.00	980.00	2,350.00	3,330.00
		HDFC-50100380492111	-	-	-	-	-	-
5	D.F.O. Kaithal	Corp-1520101201904612	-	-	-	-	-	-
		Canara-2045101024041	-	-	-	-	-	-
		HDFC-50100376010190	-	-	-	3.00	-	3.00
6	D.F.O Karnal	UBI-379902010053973	36.00	-	36.00	36.00	-	36.00
		Canara-3264101003603	836.00	2,464.00	3,300.00	761.00	2,071.00	2,832.00
		HDFC- 50100361394018	-	-	-	-	-	-
7	D.F.O Panipat	Corp-520101244869320	4,018.00	-	4,018.00	3,998.00	-	3,998.00
		Canara-1399101056858	2,101.00	29,746.00	31,847.00	1,490.00	25,067.00	26,557.00
		HDFC-50100082720427	64.00	-	64.00	62.00	-	62.00
8	D.F.O Sonipat	Corp-520101208944059	3,801.00	-	3,801.00	3,780.00	-	3,780.00
		Canara-2216101028888	1,099.00	9,098.00	10,197.00	926.00	7,527.00	8,453.00
		HDFC-50100379630558	-	-	-	-	-	-
9	D.F.O Rohtak	Corp-520101245284318	2,633.00	-	2,633.00	2,621.00	-	2,621.00
		Canara-1171101410754	4.00	-	4.00	4.00	-	4.00
		HDFC- 50100361832870	-	-	-	-	-	-
10	D.F.O Jhajjar	Corp-520101201334549	-	-	-	-	-	-
		Canara-3233101006748	387.00	5,537.00	5,924.00	763.00	4,469.00	5,232.00
		HDFC- 50100380493367	-	-	-	-	-	-



S. No.	Name of Office	Account Number	Bank Interest 2023-24			Bank Interest 2022-23		
			Saving	Sweep A/c	Total	Saving	Sweep A/c	Total
11	D.F.O.Hissar	Corp-52010121199405	5,635.00	-	5,635.00	5,699.00	-	5,699.00
		Canara-2990101005980	981.00	-	981.00	953.00	-	953.00
		HDFC- 50100378534670	4.00	-	4.00	85.00	-	85.00
12	D.F.O.Sirsa	Corp-520101201222023	-	-	-	-	-	-
		Canara-6481101001444	-	-	-	-	-	-
		HDFC-50100382146819	87.00	-	87.00	915.00	-	915.00
13	D.F.O.Fatehabad	Corp-520101201667653	788.00	-	788.00	783.00	-	783.00
		Canara-2343101023010	2,056.00	3,032.00	5,088.00	1,931.00	2,468.00	4,399.00
		HDFC-501000379044031	-	-	-	124.00	-	124.00
14	D.F.O.Jind	Axis-910010028873845	-	-	-	-	-	-
		Corp-520101202438186	-	-	-	-	-	-
		Canara-2767101009969	-	-	-	-	-	-
		HDFC-50100382666880	42,693.00	-	42,693.00	41,506.00	-	41,506.00
15	D.F.O.Bhiwani	Corp-520101209136282	-	-	-	-	-	-
		Canara-2036101026772	-	-	-	-	-	-
		HDFC- 50100380734367	-	-	-	-	-	-
16	D.F.O.Dadri	Corp-520101261883843	-	-	-	-	-	-
		Canara-3529101007126	4.00	-	4.00	4.00	-	4.00
		HDFC- 501000928445784	-	-	-	8.00	-	8.00
17	D.F.O. Gurgaon	Corp-520361002083447	-	-	-	-	-	-
		Canara-1723101563308	1,008.00	3,093.00	4,101.00	1,254.00	2,527.00	3,781.00
		HDFC-50100069416277	-	-	-	-	-	-
18	D.F.O. Faridabad	Corp-520101202054264	24.00	-	24.00	24.00	-	24.00
		Canara-330101563799	4,871.00	-	4,871.00	4,734.00	-	4,734.00
		HDFC-50100347554137	-	-	-	-	-	-
19	D.F.O. Rewari	Corp-521010245661944	-	-	-	-	-	-
		Canara-2056101024860	-	-	-	-	-	-
		HDFC- 50100177555451	-	-	-	19.00	-	19.00
20	D.F.O. Mohindergarh	Corp-521012020902028	-	-	-	-	-	-
		Canara-3225101011276	14.00	-	14.00	163.00	(290.00)	(127.00)
		HFDC-50100179077591	-	-	-	-	-	-



S. No.	Name of Office	Account Number	Bank Interest 2023-24			Bank Interest 2022-23		
			Saving	Sweep A/c	Total	Saving	Sweep A/c	Total
21	D.F.O.Palwal	UBI-615002010001005	-	-	-	-	-	-
		Canara-2328101049018	-	-	-	18.00	-	18.00
		HDFC-50100380492134	-	-	-	-	-	-
22	D.F.O.Nuh Mewat	Union-579602010002588	-	-	-	-	-	-
		Canara-2053101066655	2,881.00	4,997.00	7,878.00	2,684.00	4,079.00	6,763.00
		HDFC-50100365008942	-	-	-	-	-	-
23	DWLO, Panchkula	Corp-520101262831467	-	-	-	-	-	-
		Canara-5090101000941	263.00	-	263.00	518.00	-	518.00
		HDFC-50100380785331	-	-	-	-	-	-
24	DWLO, Rohtak	Corp-520101245284180	-	-	-	-	-	-
		Canara-1171101410777	-	-	-	-	-	-
		HDFC-50100359117860	-	-	-	-	-	-
25	DWLO, Gurugram	Corp-520101223220090	-	-	-	-	-	-
		Canara-1723101563347	-	-	-	-	-	-
		HDFC-50100364174116	-	-	-	101.00	-	101.00
26	DWLO, Hisar	Corp-520101201185561	-	-	-	-	-	-
		Canara-2043101020870	-	-	-	-	-	-
		HDFC-50100380501537	12.00	-	12.00	358.00	-	358.00
27	D.F.O Research Pinjore	SBI-65096393530	4.00	-	4.00	4.00	-	4.00
		Canara-6021101001592	-	-	-	-	-	-
		HDFC-50100380787054	-	-	-	-	-	-
28	D.F.O Seeds Pinjore	SBI-65095540420	-	-	-	-	-	-
		Canara-6021101001590	-	-	-	-	-	-
		HDFC-50100382892200	-	-	-	-	-	-
29	D.F.O Training Pinjore	SBI-31310201900	-	-	-	-	-	-
		Canara-6021101001506	-	-	-	-	-	-
		HDFC-50100380787410	-	-	-	-	-	-
30	D.F.O Training Sohna	SBI-31345375604	-	-	-	-	-	-
		Canara	-	-	-	-	-	-
		HDFC-	-	-	-	-	-	-



S. No.	Name of Office	Account Number	Bank Interest 2023-24			Bank Interest 2022-23		
			Saving	Sweep A/c	Total	Saving	Sweep A/c	Total
31	D.F.O.C.F.P Kurukshetra	Corp-520101209408363	51.00	-	51.00	52.00	-	52.00
		Canara	-	-	-	-	-	-
		HDFC	-	-	-	-	-	-
32	DFO (IT) Panchkula	Corp-520101209075402	-	-	-	-	-	-
		Canara-1624101015623	-	-	-	-	-	-
		HDFC	-	-	-	-	-	-
33	CF Publicity & Education Panchkula	Corp-52010120907113	-	-	-	-	-	-
		Canara-1624101015582	-	-	-	-	-	-
		HDFC-50100381690379	-	-	-	39.00	-	39.00
34	Head Quarter	Corp-520101209213333	-	-	-	-	-	-
		Corp-520144000822929	-	-	-	-	-	-
		Canara-1624101015567	-	-	-	-	-	-
		HDFC-50100011194158	4,083.00	-	4,083.00	1,61,26,591.00	-	1,61,26,591.00
Total			83,853.00	77,415.00	1,61,268.00	1,62,17,868.00	63,606.00	1,62,81,474.00




Schedule-4 : Other Receipts

S. No.	Particular	2023-24	2022-23
1	DD Cancelled (DFO Mewat)	-	-
2	FD Matured (DFO Yamunanagar)	-	-
3	Car Use Deduction (Head Office)	-	12,000.00
4	GPF Deduction (Head Office)	-	-
5	DFO Yamunanagar	-	2,28,029.00
Total		-	2,40,029.00




Schedule-5 : Expenditure incurred on Compensatory Afforestation (C.A)


Particular	2023-24	2022-23
Componsatory Afforestation		
APO 2021-22		
CA-Minor Works (APO 2021-22)		
1. SMC	-	18,69,848.00
Total CA Expenditure (APO 2021-22)	-	18,69,848.00
APO 2022-23		
CA-Minor Works (APO 2022-23)		
1. Ridge Plantation	-	-
2. Tall Plantation	1,05,31,009.00	44,72,46,788.00
3. Fencing	-	34,27,989.00
4. SMC	-	3,18,33,996.00
5. Supervisory Charges	1,67,276.00	38,81,413.00
6. Small Plants	10,79,885.00	3,31,41,110.00
7. Other Charges	-	41,83,987.00
8. Native Species	-	-
9. Alkali Plantation	-	-
Total CA Minor Work (APO 2022-23)	1,17,78,170.00	52,37,15,283.00
CA-Maintenance Works (APO 2022-23)		
(A) 2017-18		
1. Tall Plantation	8,87,679.00	70,81,697.00
2. Small Plantation	91,132.00	-




Particular	2023-24	2022-23
(B) 2018-19		
1.Tall Plantation	12,17,309.00	1,30,44,808.00
2.Small Plantation	12,41,419.00	8,49,134.00
(C) 2019-20		
1.Ridge Plantation	-	-
2.Tall Plantation	8,10,103.00	45,51,128.00
3.Small Plantation	1,40,608.00	25,239.00
(D) 2020-21		
1.Ridge Plantation	-	32,937.00
2.Tall Plantation	68,55,810.00	3,32,18,179.00
3.Native Species	-	21,60,916.00
4.Trench Cum Pit	-	4,85,045.00
5.Alkali Plantation	42,462.00	5,18,351.00
5.Small Plantation	30,74,055.00	76,49,717.00
(E) 2021-22		
1.Ridge Plantation	-	-
2.Tall Plantation	1,70,12,310.00	10,72,46,130.00
3.Small Plantation	43,92,569.00	1,36,62,767.00
Total CA Maintenance (APO 2022-23)	3,57,65,456.00	19,05,26,048.00
Total CA Expenditure (APO 2022-23)	4,75,43,626.00	71,42,41,331.00



Particular	2023-24	2022-23
APO 2023-24		
CA-Minor Works (APO 2023-24)		
1- Ridge Plantation	-	-
2- Tall Plantation	19,86,994.00	-
3- Fencing	-	-
4. SMC	44,38,732.00	-
5. Supervisory Charges	2,29,601.00	-
6. Small Plants	-	-
7. Other Charges	41,53,529.00	-
8. Native Species	-	-
9. Alkali Plantation	-	-
Total CA Minor Work (APO 2023-24)	1,08,08,856.00	-
CA-Maintenance Works (APO 2023-24)		
(A) 2018-19		
1-Ridge Plantation	-	-
2-Tall Plantation	1,80,44,454.00	-
3-Small Plantation	14,76,953.00	-
(B) 2019-20		
1-Ridge Plantation	-	-
2-Tall Plantation	48,78,700.00	-
3-Small Plantation	1,68,315.00	-




Particular	2023-24	2022-23
(C) 2020-21		
1-Ridge Plantation	-	-
2-Tall Plantation	73,42,808.00	-
3-Native Species	2,70,487.00	-
4-Alkali	1,54,780.00	-
5-Normal/Small Plantation	30,75,867.00	-
6-Pit Cum Trench	1,53,265.00	-
(D) 2021-22		
1-Ridge Plantation	-	-
2-Tall Plantation	8,26,45,620.00	-
3-Small Plantation	1,33,53,387.00	-
(E) 2022-23		
1-Ridge Plantation	-	-
2-Tall Plantation	12,35,27,508.00	-
3-Small Plantation	1,10,22,066.00	-
Total CA Maintenance (APO 2023-24)	26,61,14,210.00	-
Total CA Expenditure (APO 2023-24)	27,69,23,066.00	-
Total CA Expenditure (Refer to Annexure-1)	32,44,66,692.00	71,61,11,179.00




Schedule 6-Expenditure incurred on Net Present Value (N.P.V) Works

Name of activity		2023-24	2022-23
I	Net Present Value (NPV)		
	APO 2021-22		
	NPV-Minor Works (APO 2021-22)		
	1. Tall Plantation	-	68,52,757.00
	2. Ridge Plantation	-	-
	3. Native Species	-	-
	4. Planation on Alkali Soils	-	-
	5. Fencing	-	-
	6. Infrastructure	-	-
	(a) Building		
	Range Residence	-	-
	Range Office	-	-
	Forester Qauter/Block Office	-	-
	Forester Guard Hut	-	-
	Toilet	-	-
	(b) Vehicles/Mahinery		
	Balero Jeep	-	-
	Bolero Camper	-	-
	Tractor	-	-
	Trolly	-	-
	Tanker	-	-
	Rotavator/Harrow/Cultivator	-	-
	Genset/Diesel Pumps	-	-
	7. Soil & Moisture Conservation Works	-	1,63,03,168.00
	8. Conservation/Restoration of Protection of Kila Zafargarh PF/Quila	-	-
	9. Survey and Demarcation	-	-
	(a) DGPS	-	-




Name of activity	2023-24	2022-23
(b) Workstation	-	-
(c) Are GIS Software	-	-
(e) Access rights of viewing satellite imageries	-	-
(f) Development of web and mobile based software	-	-
(g) Procurement of drones for mapping of CAMPA plantations including	-	-
10. Eco-Restoration	-	-
11. Barbed Wire	-	-
12. Infrastructure of Forest Protection, Fencing	-	4,70,116.00
Total NPV Minor Works NPV (2021-22)	-	2,36,26,041.00
Total 18 Maintenance NPV (APO 2021-22)	-	-
Total NPV Expenditure (APO 2021-22)	-	2,36,26,041.00
APO 2022-23		
NPV-Minor Works (APO 2022-23)		
1. Tall Plantation	21,14,903.00	8,72,52,400.00
2. Ridge Plantation	-	2,53,59,431.00
3. Native Species	8,42,797.00	2,53,99,837.00
4. Eco-Restoration Plantation	4,87,277.00	-
5. Fencing	-	1,16,91,211.00
6. Infrastructure		
(a) Building		
Range Residence	-	53,95,702.00
Range Office	-	78,82,132.00
Forester Quater/Block Office	1,38,056.00	1,03,69,639.00
Forester Guard Hut	-	1,33,69,331.00
Class-IV Quarter		14,80,001.00
Toilet		54,862.00




Name of activity	2023-24	2022-23
Tubewell	-	9,71,734.00
(b) Vehicles/Mahinery		
Balero Jeep	-	-
Bolero Camper	-	-
Tractor	-	-
Trolly	-	-
Tanker	-	-
Rotavator/Harrow/Cultivator	-	-
Genset/Diesel Pumps	-	-
7. Soil & Moisture Conservation Works	-	12,32,06,748.00
8. Conservation/Restoration of Protection of Kila Zafargarh PF/Quila	-	-
9. TOFI Expenditure		2,08,040.00
10. Survey and Demarcation		
(a) DGPS	-	-
(B) Workstation	-	-
(c) Are GIS Software	-	-
(e) Access rights of viewing satellite imageries	-	-
(f) Development of web and mobile based software	-	-
(g) Procurement of drones for mapping of CAMPA plantations including	-	-
11. ANR (Eco-Restoration)	11,06,735.00	5,91,54,075.00
Total NPV Minor Works NPV (2022-23)	46,89,768.00	37,17,95,143.00




Name of activity	2023-24	2022-23
NPV Maintenance Works (APO 2022-23)		
(A) 2017-18		
1. ANR Plantation	-	-
2. Ridge Plantation	-	-
3. Tall Plantation	2,30,350.00	7,03,367.00
4. Plantation on National Highways.	1,15,362.00	37,57,993.00
5. Beautification of District Roads.	59,023.00	3,55,315.00
6. Native Species	-	1,87,019.00
7. NH Shurb / Plantation	-	2,38,304.00
8. Eco Restoration	-	1,61,692.00
(B) 2018-19		
1. ANR Plantation	-	-
2. Ridge Plantation	-	-
3. Tall Plantation	22,98,396.00	74,76,812.00
4. Plantation on National Highways.	6,534.00	30,24,037.00
5. NH Shurb	-	13,92,145.00
6. Herbal Forest	10,28,610.00	-
7. Native Species	-	16,44,130.00
8. Eco Restoration	1,51,134.00	6,29,664.00
(C) 2019-20		
1. ANR Plantation	-	-
2. Ridge Plantation	-	48,234.00
3. Tall Plantation	8,00,701.00	55,32,154.00
4. Plantation on National Highways.	-	-
5. Beautification of District Roads.	-	-




Name of activity	2023-24	2022-23
(D) 2020-21		
1. ANR Plantation	-	-
2. Ridge Plantation	1,47,711.00	15,86,617.00
3. Tall Plantation	31,24,131.00	3,32,34,418.00
4. Plantation on National Highways.	-	-
5. Beautification of District Roads.	-	-
6. Eco Restoration	1,27,701.00	31,26,058.00
7. Native Species	-	8,49,694.00
(E) 2021-22		
1. ANR Plantation	-	-
2. Ridge Plantation	3,45,369.00	69,33,770.00
3. Tall Plantation	50,58,516.00	9,07,09,587.00
4. Plantation on National Highways.	-	-
5. Beautification of District Roads.	-	-
6. Eco Restoration	1,86,837.00	24,25,154.00
7. Native Species	-	36,93,915.00
8. Alkali	-	18,82,337.00
Total 18 Maintenance NPV (APO 2022-23)	1,36,80,375.00	16,95,92,416.00
Total NPV Expenditure (APO 2022-23)	1,83,70,143.00	54,13,87,559.00
APO 2023-24		
NPV-Minor Works (APO 2023-24)		
1. Tall Plantation	-	-
2. Ridge Plantation	-	-
3. Native Species	-	-




Name of activity	2023-24	2022-23
4. Planation on Alkali Soils	-	-
5. Fencing	-	-
6. Infrastructure	-	-
(a) Building		
Range Residence	-	-
Range Office	9,61,932.00	-
Forester Qauter/Block Office	-	-
Forester Guard Hut	2,35,410.00	-
Toilet	-	-
(b) Vehicles/Mahinery		
Balero Jeep	-	-
Bolero Camper	-	-
Tractor	-	-
Trolly	-	-
Tanker	-	-
Rotavator/Harrow/Cultivator	-	-
Genset/Diesel Pumps	-	-
7. Soil & Moisture Conservation Works	12,98,05,471.00	-
8. Conservation/Restoration of Protection of Kila Zafargarh PF/Quila	-	-
9. Survey and Demarcation	-	-
(a) DGPS	-	-
(B) Workstation	-	-
(c) Are GIS Software	-	-
(e) Access rights of viewing satellite imageries	-	-
(f) Development of web and mobile based software	-	-
(g) Procurement of drones for mapping of CAMPA plantations including	-	-
10. ANR	32,07,707.00	-
Total NPV Minor Works NPV (2023-24)	13,42,10,520.00	-



Name of activity	2023-24	2022-23
NPV Maintenance Works (APO 2023-24)		
(A) 2018-19		
1. ANR Plantation	-	-
2. Ridge Plantation	-	-
3. Tall Plantation	62,89,409.00	-
4. Plantation on National Highways.	15,57,173.00	-
5. Beautification of District Roads.	-	-
6. Native Species	7,65,652.00	-
7. NH Shurb	8,13,781.00	-
8. Eco Restoration	12,92,541.00	-
(B) 2019-20		
1. ANR Plantation	-	-
2. Ridge Plantation	31,649.00	-
3. Tall Plantation	35,22,833.00	-
4. Plantation on National Highways.	-	-
5. Beautification of District Roads.	-	-
(C) 2020-21		
1. ANR Plantation	-	-
2. Ridge Plantation	10,01,216.00	-
3. Tall Plantation	1,02,77,443.00	-
4. Plantation on National Highways.	-	-
5. Beautification of District Roads.	-	-
6. Native Species	3,13,504.00	-
7. Eco Restoration	6,65,005.00	-
(D) 2021-22		




Name of activity	2023-24	2022-23
1. ANR Plantation	-	-
2. Ridge Plantation	28,28,304.00	-
3. Tall Plantation	3,76,34,833.00	-
4. Plantation on National Highways.	-	-
5. Beautification of District Roads.	-	-
6. Eco Restoration	25,49,330.00	-
7. Native Species	14,69,128.00	-
8. Alkali Soil	9,16,258.00	-
(E) 2022-23		
1. ANR Plantation	64,50,207.00	-
2. Ridge Plantation	41,91,421.00	-
3. Tall Plantation	1,36,58,871.00	-
4. Plantation on National Highways.	-	-
5. Beautification of District Roads.	-	-
6. Native Species	39,52,915.00	-
7. ANR SMC	22,26,490.00	-
Total 18 Maintenance NPV (APO 2023-24)	10,24,07,963.00	-
Total NPV Expenditure (APO 2023-24)	23,66,18,483.00	-
Total NPV Expenditure (I) (Refer to Annexure-2)	25,49,88,626.00	56,50,13,600.00




Schedule 6-Expenditure incurred on DWLO Activities


Name of activity	2023-24	2022-23
II. Conservation, Protection and Management of Wild Life		
APO 2022-23		
Construction Of Crete Wire Structure/Spur At Different Khols (Sukhiran,Chicken In Shanali,Gugga And Matoliya) At KNP Yamunanagar [Crate Wire Structure = 3No.Spur = 7No.Quantity 815 Cum @ 1840/-]	-	10,94,708.00
Construction Of Crate Wire Structure /Spur At Different Khols(Khillanwala Khol,Barah Khol)At Kalesar WLS Yamunanagar =8 No. Quantity 815 Cum @1840/-	-	10,85,851.00
Construction Of Crate Wire Structures(Devi Wala Choe) At Khol-Hai-Raitan WLS Pkl=12No.	-	14,75,850.00
Construction Of Retaining Wall At Dy.Cwlv Pkl 300Cum @125000/-	-	17,82,669.00
Construction Of Store At Dy.Cwlv,Pkl 650Sqft @ 1550/- Sqft	-	5,02,102.00
Construction Of Crate Wire Structures At Birshikargah Wls=8No.	-	7,87,120.00
Supply Of Fish Seeds And Live Fish Fingerlings 3.50 Lacs No. At Golden Jubilee Bharam Sarovar Community Reserve,Thana,Kkr Live Fishfingerlings 3.00Lacs @3.25/-Rs. Per Piece And 5.00 Lacs Seeds @7000/-Per Lacs	-	10,00,000.00
Establishment Of Gazebo=1No.At Golden Jubilee Bharam Sarovar Community Reserve,Thana,Kkr=1 No.20*20 Feet With Sitting Arrangement	-	3,63,680.00
Repair Of 2 Nos.Liquid Waste Treatment System And Its Desiltation At Golden Jubilee Bharam Sarovar Community Reserve,Thana,Kkr=2No.	-	5,00,000.00
Nature Park-(1)Planting Of Medicinial Plants (2)Nature Trail (3)Live Fence With Plants At Golden Jubilee Bharam Sarovar Community,Reserve,Thana,Kkr	-	17,51,953.00
B/WAS/WL Residence	-	6,20,716.00
B/WAS Guard Hut	-	6,61,709.00
WORLD Wetland Day Celebration Bills- Prize Distribution,Water,Tent,Refreshments, Trophies Etc	-	1,93,234.00
Removal of Prosopis Juliflora for developing of grass land and plantation. 20 hact@70000 =14 lakh(SNP)	-	14,00,000.00



Name of activity	2023-24	2022-23
Removal of Parthenium grass 10 hact. two times in a year in SNP (10 hact x2=20 hact. @30000(SNP)=6 Lakh	-	6,12,000.00
Development of Grassland including removal of weed by manual means (10 acres) Planting permanet and seasonal flowering plants for beautification of SNP Planting of Herbs, Shurbs along visitor path in Pacthes outside lake area.	-	7,80,957.00
Creation of small Earthen mounds/sandy mounds in wetland & fixing wooden logs 4 No (SNP)=5 Lakh	-	4,90,882.00
Creation of Habitat for Lal Munia. & other migratory species (Creation 4 No Ponds for each 1.5 lakh) (SNP)=6 Lakh	-	4,50,060.00
Cat Fish (Clarias gariepinus) management (SNP) =3 Lakh	-	3,00,000.00
Clearing of under passes of NH & other roads for safe movement of wild animals. (Entire Division)=20 Lakh	-	19,38,166.00
Soil conservation work a) Gabian structure b) Check dams c) Crate wire structure (Entire Division)=20 Lakh	-	-
Sowing of Fooder Grasses in Arrawali Areas . (Entire Division)=10 Lakh	-	-
Grass Land for Chinkara 2 Hact. Removal of Congress Grass 3 Hact. (P&CBC-Jhabua)=5 Lakh	-	4,93,043.00
Tubewell including Chamber with Solar system & Pipe Line (P&CBC-Jhabua)=12 Lakh	-	11,63,965.00
Construction of Boundary Wall Part-II 1500 mtr. @ 2300/per RMT with wire mess (WLS-Nahar)=35 Lakh	-	35,57,452.00
Contruction of UnderPass for of W.L.S Nahar (Length 90 ft X Height 10 ft X Breadth 12 ft) (WLS-Nahar)=90 Lakh	-	-
Contruction of 4 Nos. syphons at canal passes from W.L.S Nahar @ 1.50 Lakh each (WLS-Nahar)=6 Lakh	-	5,55,312.00
Creation of small Earthen mounds/sandy mounds 4 No for Black Buck (WLS-Nahar)=5 Lakh	-	4,40,500.00



Name of activity	2023-24	2022-23
Removal of Musquit & making of grassland for Black Buck Lakh (WLS-Nahar)=70	-	69,90,710.00
Construction of Monkey Sterilization Center with surgical equipment (Sohna)=50 Lakh	-	-
Exention of Treatment Center 1 No at Sohna=10 Lakh	-	9,31,949.00
To organise Aravali Walks & Nature Awareness Camps 18 No. @ 50000/- each in 6 Districts of Gurugram Division-3 in each District,6 Camps in SNP	-	9,68,040.00
Slogan Writing, Wall Painting ,Murals & Printing of T-Shirts ,Caps etc. in 6 Districts of Gurugram Division @ 2.50 Lacs for each District	-	14,98,036.00
Installation of Publicity Boards in Gurugram Division area with feeding platform for birds	-	9,91,152.00
Workshop/Saminar in Division Area through out the Year	-	-
Treatment Center Hisar		
Providing chain lin Fencing around the fodder plot 600 Rmtr @4560/-& Fixing of interlocking tile path from main road to fodder plot 88 Rmtr	-	13,22,888.00
Abubshehar Community Reserve, Sirsa	-	-
Development of Habitat (Planting of Tall-Plants, Bushes, Fodder/Native Grasses sowing etc withlive fencing and trench protection) for wildlife in 6.25 hect @4.00 lakh per hect	-	55,860.00
Hisar Division area	-	-
Writing slogan & Wall painting in 6 No. District @ 2.50/-	-	6,16,556.00
Construction of Feeding platform for birds 10 Nos @100000/-	-	4,47,088.00
Awareness Camp 14 No. @ Rs 100000/-	-	13,79,188.00
Construction of store for rescue tools & equipments 1 Nos	-	8,50,592.00
Sowing of Fodder/Natural grasses and planting of native species 4 Ha @ 4 Lakh/Ha.	-	1,31,137.00
Digging of Kachha water pond in Community Reserve Dhangar 1 No. @ 2.5 Lakh	-	1,19,194.00
Preparation of shed (Shelter) 1 No. for Black Buck with locally available material @2.00 Lakh	-	2,000.00
Placing of Statue of Birds, Reptiles, Amphibians, Insects, Butterfly & other wildlife and beautification of Nature Park in Bir Bara Ban Conserve Reserve, Jind	-	49,800.00
Protection and maintenance natural plants in 10 Ha area @ 25000/-	-	1,095.00
Bamboo planting 2 Ha area @ 100000/-	-	12,693.00
Live fencing along the boundary of the forest with Karonda, Lemon, sager gota, Nagphani, Bogun bail 6000x3=18000 Rmtr@100/-Rmtr 18.00	-	1,777.00




Name of activity	2023-24	2022-23
Digging of Nala 800 Rmtr to prevent the toxic water mixing in pond of Kajalheri C.R. reserved for Nilssona gangetica (Fresh water soft shell Turtle) @250/-Rmtr	-	2,000.00
Digging of pond 2 Nos in Kajalheri CR to prevent the toxic water mixing in Nilssonia gangetica pond @6,50,000/-per pond	-	13,000.00
APO 2023-24		
Treatment Center Hisar		
Providing chain lin Fencing around the fodder plot 600 Rmtr @4560/-& Fixing of interlocking tile path from main road to fodder plot 88 Rmtr	7,97,819.00	-
Hisar Division area		
Writing slogan & Wall painting in 6 No. District @ 2.50/-	8,82,826.00	-
Construction of Feeding platform for birds 10 Nos @100000/-	52,912.00	-
Community Reserve Dhangar, Fatehabad		
Sowing of Fodder/Natural grasses and planting of native species 4 Ha @ 4 Lakh/Ha.	7,21,750.00	-
Digging of Kachha water pond in Community Reserve Dhanger 1 No. @ 2.5 Lakh	89,760.00	-
Preparation of shed (Shelter) 1 No. for Black Buck with locally available material @2.00 Lakh	1,27,285.00	-
Bir Bara Ban Jind C. Reserve, Jind		
Placing of Statue of Birds, Reptiles, Amphibians, Insects, Butterfly & other wildlife and beautification of Nature Park in Bir Bara Ban Conserve Reserve, Jind	33,54,852.00	-
Protection and maintenance natural plants in 10 Ha area @ 25000/-	2,06,470.00	-
Bamboo planting 2 Ha area @ 100000/-	1,62,580.00	-
Live fencing along the boundary of the forest with Karonda, Lemon, sager gota, Nagphani, Bogun bail 6000x3=18000 Rmtr@100/-Rmtr 18.00	5,98,208.00	-
Total Wildlife Activity (II) (Refer to Annexure-3)	69,94,462.00	4,03,86,684.00




Schedule 6-Expenditure incurred on Research & Development Activities

Name of activity	2023-24	2022-23
III. Research & Development Activities		
Research Activity		
APO - 2022-23		
Introduction of New poplar Clones at Manakpur & Sekhpura	-	10,09,817.00
Training		
APO 2022-23		
Construction Of Range Office Building Of Seed Range Karnal	-	14,32,460.00
Construction Of Range Office Building Of Seed Range Pinjore	-	17,01,157.00
Construction Of Residence Office Building Of Seed Range Hisar	-	12,00,000.00
Raising Of 10 Acre CSO of shisham at Meerpur @2,20,000/- per Acre	-	8,01,443.00
Raising Of 10 Acre CSO of shisham at Bithmara @2,20,000/- per Acre	-	3,48,138.00
Seed Collection Work	-	99,94,056.00
Maintenance of Total 23 Acre CMA at Seonhi	-	32,43,339.00
APO 2023-24		
Training Expenditure	4,48,000.00	-
Publicity & Training		
APO 2022-23		
Purchase of Chairs & Tables for Class Room	-	2,80,000.00
Renovation of Library	-	12,29,306.00
Renovation of Auditorium	-	8,83,540.00
Publicity Training cum Awareness Camp (Catering and Tenting)	-	4,75,310.00
Monitering & Evaluation	-	-
Total Research & Development Activities (II) (Refer to Annexure-4)	4,48,000.00	2,25,98,566.00
Grand Total of NPV Expenditure (I+II+III)	26,24,31,088.00	62,79,98,850.00




Schedule-7 : Payment met out of interest Receipts

S.No.	Particular	2023-24	2022-23
1	Salary of Regular Staff	19,59,672.00	96,78,918.00
2	Payment to Consultants, IPAI, Chandigarh	2,64,527.00	4,33,827.00
3	Contractual Staff Salary	14,90,451.00	15,53,809.00
4	Stationary	10,135.00	54,154.00
5	Office Furniture	-	2,19,114.00
6	Professional Fees	3,18,612.00	10,52,907.00
7	Training Fees	-	44,950.00
8	Misc. Expenditure	1,69,439.00	1,84,523.00
9	Technical Consultancy Fees	-	6,25,709.00
10	Monitoring and Evaluation	9,86,455.00	7,26,498.00
11	Audit Fees	-	12,95,892.00
12	Computer & Printer	-	5,87,290.00
13	Payment to FRI, Dehradun	-	2,50,000.00
Grand Total		51,99,291.00	1,67,07,591.00



Schedule-8 : Bank Charges

S. No.	Name of DFO	2023-24	2022-23
1	D.F.O.Sirsa	-	59.00
2	D.F.O Training Pinjore	-	-
3	DWLO, Gurugram	-	100.99
4	D.F.O.Fatehabad	106.20	-
5	D.F.O. Mohindergarh	529.00	276.00
6	D.F.O Karnal	408.00	-
7	DWLO, Hisar	-	3.30
8	D.F.O Panipat	-	88.50
9	D.F.O.Palwal	-	18.00
10	DWLO, Panchkula	15.22	-
11	DFO (IT) Panchkula	-	-
12	D.F.O Jhajjar	-	(54.00)
13	Head Office	-	-
14	D.F.O Ambala	-	(54.00)
15	D.F.O. Rewari	-	2.36
16	D.F.O Sonipat	106.20	(36.00)
17	D.F.O Rohtak	-	106.20
18	D.F.O. Gurgaon	-	(54.00)
19	D.F.O.Bhiwani	-	-
20	D.F.O.Nuh Mewat	-	36.00
21	D.F.O.Jind	-	-
22	D.F.O Yamunanagar	-	-
23	D.F.O Kurukshetra	-	18.00
24	D.F.O. Faridabad	53.10	17.70
25	D.F.O Morni Pinjore	-	-
26	D.F.O Research Pinjore	-	-
27	D.F.O Seeds Pinjore	-	-
28	D.F.O Training Sohna	-	-
29	D.F.O. Kaithal	14.11	-
30	D.F.O.C.F.P Kurukshetra	-	70.80
31	D.F.O.Dadri	-	-
32	D.F.O.Hissar	-	-
33	DWLO, Rohtak	-	-
34	CF Publicity & Education Panchkula	-	-
Total		1,231.83	598.85




Schedule-9 : Previous Year Cheque Cleared

S. No.	Name of Office	2023-24	2022-23
1	D.F.O Morni Pinjore	-	1,77,86,591.00
2	D.F.O. Kaithal	-	89,773.00
3	D.F.O. Rohtak	-	88,632.00
4	D.F.O. Fatehabad	-	20,05,000.00
5	D.F.O. Jind	-	4,40,977.00
6	D.F.O. Dadri	-	56,03,412.00
7	D.F.O.Palwal	-	26,000.00
8	DWLO, Gurugram	-	43,800.00
	Total	-	2,60,84,185.00



Schedule-10 Other Payments & Recovery

S. No.	Name of the Division	Month/Year	2023-24	2022-23	Remarks
1	DFO Jind	Jun-23	-	14,036.00	Suspense
2	GPF Payment (Head office)	Apr-22	-	25,000.00	GPF of 2021-22 Paid in 2022-23
Total			-	39,036.00	




Schedule-11 : Refund to State CAMPA Punjab

S. No.	Name of Division	Bank Name	2023-24	2022-23
1	Refund to State CAMPA Punjab	HDFC	-	4,77,400.00
				-
Total			-	4,77,400.00


Schedule-12 : Amount Transferred to Treasury

S. No.	Name of Division	Bank Name	2023-24	2022-23
1	Amount Transferred to Trearsury Account	HDFC	-	31,00,66,611.00
Total			-	31,00,66,611.00




Schedule-13 Closing Bank Balance


S. No.	Name of Office	Account Number	Balance as on 31.03.2024			Balance as on 31.03.2023		
			Saving	Sweep	Total	Saving	Sweep	Total
1	D.F.O Morni Pinjore	Corp-520101203269876	53,912.00	-	53,912.00	52,454.00	-	52,454.00
		Canara-60211010069	-	-	-	-	-	-
		HDFC-50100380787156	94.00	-	94.00	90.00	-	90.00
2	D.F.O Ambala	Canara-2030101560840	32,373.63	2,56,797.00	2,89,170.63	29,962.63	2,41,763.00	2,71,725.63
		HDFC-50100381752482	-	-	-	-	-	-
		HDFC-50100165220210	49.55	-	49.55	49.55	-	49.55
3	D.F.O Yamunanagar	Corp-520101246461000	-	-	-	-	-	-
		Canara-2060101060266	-	-	-	-	-	-
		HDFC-50100344719351	-	-	-	-	-	-
4	D.F.O Kurukshetra	Corp-1520101209457593	1,147.00	-	1,147.00	1,147.00	-	1,147.00
		Canara-3224101005545	38,953.47	45,831.00	84,784.47	35,510.47	45,318.00	80,828.47
		HDFC-50100380492111	7.00	-	7.00	7.00	-	7.00
5	D.F.O. Kaithal	Corp-1520101201904612	-	-	-	14.11	-	14.11
		Canara-2045101024041	-	-	-	-	-	-
		HDFC-50100376010190	-	-	-	-	-	-
6	D.F.O Karnal	UBI-379902010053973	1,305.09	-	1,305.09	1,269.09	-	1,269.09
		Canara-3264101003603	30,331.70	40,053.00	70,384.70	27,879.70	39,613.00	67,492.70
		HDFC- 50100361394018	1.00	-	1.00	1.00	-	1.00
7	D.F.O Panipat	Corp-520101244869320	1,48,647.73	-	1,48,647.73	1,44,629.73	-	1,44,629.73
		Canara-1399101056858	93,943.80	4,62,859.00	5,56,802.80	66,855.80	4,58,100.00	5,24,955.80
		HDFC-50100082720427	2,168.00	-	2,168.00	2,104.00	-	2,104.00




S. No.	Name of Office	Account Number	Balance as on 31.03.2024			Balance as on 31.03.2023		
			Saving	Sweep	Total	Saving	Sweep	Total
8	D.F.O Sonipat	Corp-520101208944059	1,40,510.48	-	1,40,510.48	1,36,815.68	-	1,36,815.68
		Canara-2216101028888	43,236.27	1,41,073.00	1,84,309.27	36,344.27	1,37,768.00	1,74,112.27
		HDFC-50100379630558	-	-	-	-	-	-
9	D.F.O Rohtak	Corp-520101245284318	97,398.05	-	97,398.05	94,765.05	-	94,765.05
		Canara-1171101410754	150.00	-	150.00	146.00	-	146.00
		HDFC- 50100361832870	-	-	-	-	-	-
10	D.F.O Jhajjar	Corp-520101201334549	-	-	-	-	-	-
		Canara-3233101006748	27,199.73	86,426.00	1,13,625.73	26,812.73	80,889.00	1,07,701.73
		HDFC- 50100380493367	-	-	-	-	-	-
11	D.F.O.Hissar	Corp-52010121199405	1,05,120.62	-	1,05,120.62	99,485.62	-	99,485.62
		Canara-2990101005980	34,450.65	-	34,450.65	33,469.65	-	33,469.65
		HDFC- 50100378534670	89.00	-	89.00	85.00	-	85.00
12	D.F.O.Sirsa	Corp-520101201222023	-	-	-	-	-	-
		Canara-6481101001444	-	-	-	-	-	-
		HDFC-50100382146819	-	-	-	856.00	-	856.00
13	D.F.O.Fatehabad	Corp-520101201667653	29,054.63	-	29,054.63	28,372.83	-	28,372.83
		Canara-2343101023010	74,852.66	44,444.00	1,19,296.66	69,777.66	44,431.00	1,14,208.66
		HDFC-501000379044031	-	-	-	-	-	-
14	D.F.O.Jind	Axis-910010028873845	-	-	-	-	-	-
		Corp-520101202438186	-	-	-	-	-	-
		Canara-2767101009969	-	-	-	-	-	-
		HDFC-50100382666880	14,46,911.00	-	14,46,911.00	14,04,218.00	-	14,04,218.00
15	D.F.O.Bhiwani	Corp-520101209136282	-	-	-	-	-	-
		Canara-2036101026772	-	-	-	-	-	-
		HDFC- 50100380734367	3.00	-	3.00	3.00	-	3.00



S. No.	Name of Office	Account Number	Balance as on 31.03.2024			Balance as on 31.03.2023		
			Saving	Sweep	Total	Saving	Sweep	Total
16	D.F.O.Dadri	Corp-520101261883843	-	-	-	-	-	-
		Canara-3529101007126	195.00	-	195.00	191.00	-	191.00
		HDFC- 501000928445784	-	-	-	-	-	-
17	D.F.O. Gurgaon	Corp-520361002083447	-	-	-	-	-	-
		Canara-1723101563308	48,832.85	49,285.00	98,117.85	45,281.85	48,735.00	94,016.85
		HDFC-50100069416277	-	-	-	-	-	-
18	D.F.O. Faridabad	Corp-520101202054264	787.64	-	787.64	816.74	-	816.74
		Canara-330101563799	1,71,069.00	-	1,71,069.00	1,66,198.00	-	1,66,198.00
		HDFC-50100347554137	-	-	-	-	-	-
19	D.F.O. Rewari	Corp-521010245661944	-	-	-	-	-	-
		Canara-2056101024860	-	-	-	-	-	-
		HDFC- 50100177555451	16.64	-	16.64	16.64	-	16.64
20	D.F.O. Mohindergarh	Corp-521012020902028	-	-	-	-	-	-
		Canara-3225101011276	134.73	-	134.73	649.73	-	649.73
		HFDC-50100179077591	-	-	-	-	-	-
21	D.F.O.Palwal	UBI-615002010001005	-	-	-	-	-	-
		Canara-2328101049018	-	-	-	-	-	-
		HDFC-50100380492134	-	-	-	-	-	-
22	D.F.O.Nuh Mewat	Union-579602010002588	-	-	-	-	-	-
		Canara-2053101066655	1,03,198.97	79,584.00	1,82,782.97	96,211.97	78,693.00	1,74,904.97
		HDFC-50100365008942	-	-	-	-	-	-
23	DWLO, Panchkula	Corp-520101262831467	-	-	-	15.22	-	15.22
		Canara-5090101000941	18,490.00	-	18,490.00	18,227.00	-	18,227.00
		HDFC-50100380785331	10.00	-	10.00	10.00	-	10.00



S. No.	Name of Office	Account Number	Balance as on 31.03.2024			Balance as on 31.03.2023		
			Saving	Sweep	Total	Saving	Sweep	Total
24	DWLO, Rohtak	Corp-520101245284180	-	-	-	-	-	-
		Canara-1171101410777	1.00	-	1.00	1.00	-	1.00
		HDFC-50100359117860	-	-	-	-	-	-
25	DWLO, Gurugram	Corp-520101223220090	2.00	-	2.00	2.00	-	2.00
		Canara-1723101563347	-	-	-	-	-	-
		HDFC-50100364174116	0.01	-	0.01	0.01	-	0.01
26	DWLO, Hisar	Corp-520101201185561	-	-	-	-	-	-
		Canara-2043101020870	-	-	-	-	-	-
		HDFC-50100380501537	366.70	-	366.70	354.70	-	354.70
27	D.F.O Research Pinjore	SBI-65096393530	130.00	-	130.00	126.00	-	126.00
		Canara-6021101001592	-	-	-	-	-	-
		HDFC-50100380787054	-	-	-	-	-	-
28	D.F.O Seeds Pinjore	SBI-65095540420	-	-	-	-	-	-
		Canara-6021101001590	-	-	-	-	-	-
		HDFC-50100382892200	-	-	-	-	-	-
29	D.F.O Training Pinjore	SBI-31310201900	-	-	-	-	-	-
		Canara-6021101001506	-	-	-	-	-	-
		HDFC-50100380787410	-	-	-	-	-	-
30	D.F.O Training Sohna	SBI-31345375604	39.40	-	39.40	39.40	-	39.40
		Canara	-	-	-	-	-	-
		HDFC-	-	-	-	-	-	-
31	D.F.O.C.F.P Kurukshetra	Corp-520101209408363	1,862.70	-	1,862.70	1,811.70	-	1,811.70
		Canara	-	-	-	-	-	-
		HDFC	-	-	-	-	-	-
32	DFO (IT) Panchkula	Corp-520101209075402	-	-	-	-	-	-
		Canara-1624101015623	-	-	-	-	-	-
		HDFC	-	-	-	-	-	-




S. No.	Name of Office	Account Number	Balance as on 31.03.2024			Balance as on 31.03.2023		
			Saving	Sweep	Total	Saving	Sweep	Total
33	CF Publicity & Education Panchkula	Corp-52010120907113	-	-	-	-	-	-
		Canara-1624101015582	-	-	-	-	-	-
		HDFC-50100381690379	39.00	-	39.00	39.00	-	39.00
34	Head Quarter	Corp-520101209213333	-	-	-	-	-	-
		Corp-520144000822929	-	-	-	-	-	-
		Canara-1624101015567	-	-	-	-	-	-
		HDFC-50100011194158	5,026.31	-	5,026.31	0.31	-	0.31
Total			27,52,112.01	12,06,352.00	39,58,464.01	26,23,117.84	11,75,310.00	37,98,427.84




Annexure-1


Particular	1	2	3	4	Grand Total
	C.F. North	C.F. Central	C.F. West	C.F. South	
Componsatory Afforestation					
APO 2022-23					
CA-Minor Works (APO 2022-23)					
1. Ridge Plantation	-	-	-	-	-
2. Tall Plantation	49,51,078.00	10,02,397.00	4,22,513.00	41,55,021.00	1,05,31,009.00
3. Fencing	-	-	-	-	-
4. SMC	-	-	-	-	-
5. Supervisory Charges	-	-	-	1,67,276.00	1,67,276.00
6. Small Plants	10,79,885.00	-	-	-	10,79,885.00
7. Other Charges	-	-	-	-	-
8. Native Species	-	-	-	-	-
9. Alkali Plantation	-	-	-	-	-
Total CA Minor Work (APO 2022-23)	60,30,963.00	10,02,397.00	4,22,513.00	43,22,297.00	1,17,78,170.00
18-Maintenance Works (CA) 2022-23					
(A) 2017-18					
1. Tall Plantation	5,21,551.00	-	98,013.00	2,68,115.00	8,87,679.00
2. Small Plantation	91,132.00	-	-	-	91,132.00
(B) 2018-19					
1. Tall Plantation	-	5,80,784.00	1,86,852.00	4,49,673.00	12,17,309.00
2. Small Plantation	12,41,419.00	-	-	-	12,41,419.00
(C) 2019-20					
1. Tall Plantation	85,702.00	6,95,233.00	28,681.00	487.00	8,10,103.00
2. Small Plantation	1,40,608.00	-	-	-	1,40,608.00



Particular	1	2	3	4	Grand Total
	C.F. North	C.F. Central	C.F. West	C.F. South	
(D) 2020-21					
1. Tall Plantation	18,73,384.00	27,69,597.00	10,40,975.00	11,71,854.00	68,55,810.00
2. Alkali Plantation	-	-	-	42,462.00	42,462.00
3. Small Plantation	30,74,055.00	-	-	-	30,74,055.00
(E) 2021-22					
1. Tall Plantation	70,28,162.00	56,83,017.00	23,67,239.00	19,33,892.00	1,70,12,310.00
2. Small Plantation	41,02,795.00	-	-	2,89,774.00	43,92,569.00
Total CA-Maintenance Works (APO 2022-23)	1,81,58,808.00	97,28,631.00	37,21,760.00	41,56,257.00	3,57,65,456.00
Total CA Expenditure (APO 2022-23)	2,41,89,771.00	1,07,31,028.00	41,44,273.00	84,78,554.00	4,75,43,626.00
APO 2023-24					
CA-Minor Works (APO 2023-24)					
1. Ridge Plantation	-	-	-	-	-
2. Tall Plantation	19,86,994.00	-	-	-	19,86,994.00
3. Fencing	-	-	-	-	-
4. SMC	44,38,732.00	-	-	-	44,38,732.00
5. Supervisory Charges	88,230.00	-	1,41,371.00	-	2,29,601.00
6. Small Plants	-	-	-	-	-
7. Other Charges	41,53,529.00	-	-	-	41,53,529.00
8. Native Species	-	-	-	-	-
9. Alkali Plantation	-	-	-	-	-
Total CA Minor Work (APO 2023-24)	1,06,67,485.00	-	1,41,371.00	-	1,08,08,856.00
CA-Maintenance Works (APO 2023-24)					
(A) 2018-19					
1. Ridge Plantation	-	-	-	-	-
2. Tall Plantation	63,60,281.00	26,73,897.00	51,12,932.00	38,97,344.00	1,80,44,454.00
3. Small Plantation	14,76,953.00	-	-	-	14,76,953.00



Particular	1	2	3	4	Grand Total
	C.F. North	C.F. Central	C.F. West	C.F. South	
(B) 2019-20					
1.Ridge Plantation	-	-	-	-	-
2.Tall Plantation	11,19,205.00	14,38,441.00	16,27,447.00	6,93,607.00	48,78,700.00
3.Small Plantation	1,68,315.00	-	-	-	1,68,315.00
(C) 2020-21					
1.Ridge Plantation	-	-	-	-	-
2.Tall Plantation	21,26,530.00	12,37,265.00	32,31,552.00	7,47,461.00	73,42,808.00
3.Native Species	2,70,487.00	-	-	-	2,70,487.00
4.Akali	-	-	-	1,54,780.00	1,54,780.00
5.Normal/Small Plantation	25,04,858.00	-	-	5,71,009.00	30,75,867.00
6.Pit Cum Trench	-	-	-	1,53,265.00	1,53,265.00
(D) 2021-22					
1.Ridge Plantation	-	-	-	-	-
2.Tall Plantation	2,56,23,997.00	1,31,63,439.00	2,96,33,032.00	1,42,25,152.00	8,26,45,620.00
3.Small Plantation	1,15,27,606.00	-	-	18,25,781.00	1,33,53,387.00
(E) 2022-23					
1.Ridge Plantation	-	-	-	-	-
2.Tall Plantation	4,09,97,156.00	1,89,83,414.00	4,19,93,307.00	2,15,53,631.00	12,35,27,508.00
3.Small Plantation	1,06,77,209.00	-	-	3,44,857.00	1,10,22,066.00
Total CA Maintenance (APO 2023-24)	10,28,52,597.00	3,74,96,456.00	8,15,98,270.00	4,41,66,887.00	26,61,14,210.00
Total CA Expenditure (APO 2023-24)	11,35,20,082.00	3,74,96,456.00	8,17,39,641.00	4,41,66,887.00	27,69,23,066.00
Total CA Minor Works (APO 2022-23 & 2023-24)	1,66,98,448.00	10,02,397.00	5,63,884.00	43,22,297.00	2,25,87,026.00
Total CA Maintenance Works (APO 2022-23 & 2023-24)	12,10,11,405.00	4,72,25,087.00	8,53,20,030.00	4,83,23,144.00	30,18,79,666.00
Total CA Expenditure (APO 2022-23 & 2023-24)	13,77,09,853.00	4,82,27,484.00	8,58,83,914.00	5,26,45,441.00	32,44,66,692.00
Refernce to Annexure	Annexure-1.1	Annexure-1.2	Annexure-1.3	Annexure-1.4	




Annexure-1.1


Particular	C.F. North					Total C.F. North
	1	2	3	4	5	
	D.F.O Morni Pinjore	D.F.O Ambala	D.F.O Yamunanagar	D.F.O Kurukshetra	D.F.O. Kaithal	
Componsatory Afforestation						
APO 2022-23						
CA-Minor Works (APO 2022-23)						
1. Ridge Plantation	-	-	-	-	-	-
2. Tall Plantation	12,54,935.00	33,11,136.00	25,925.00	3,59,082.00	-	49,51,078.00
3. Fencing	-	-	-	-	-	-
4. SMC	-	-	-	-	-	-
5. Supervisory Charges	-	-	-	-	-	-
6. Small Plants	10,79,885.00	-	-	-	-	10,79,885.00
7. Other Charges	-	-	-	-	-	-
8. Native Species	-	-	-	-	-	-
9. Alkali Plantation	-	-	-	-	-	-
Total CA Minor Work (APO 2022-23)	23,34,820.00	33,11,136.00	25,925.00	3,59,082.00	-	60,30,963.00
18-Maintenance Works (CA) 2022-23						
(A) 2017-18						
1. Tall Plantation	4,01,527.00	-	1,20,024.00	-	-	5,21,551.00
2. Small Plantation	91,132.00	-	-	-	-	91,132.00
(B) 2018-19						
1. Tall Plantation	-	-	-	-	-	-
2. Small Plantation	3,57,922.00	28,740.00	8,54,757.00	-	-	12,41,419.00
(C) 2019-20						
1. Tall Plantation	-	37,162.00	48,540.00	-	-	85,702.00
2. Small Plantation	1,40,608.00	-	-	-	-	1,40,608.00



Particular	C.F. North					Total C.F. North
	1	2	3	4	5	
	D.F.O Morni Pinjore	D.F.O Ambala	D.F.O Yamunanagar	D.F.O Kurukshetra	D.F.O. Kaithal	
(D) 2020-21						
1. Tall Plantation	4,20,725.00	12,27,515.00	2,25,144.00	-	-	18,73,384.00
2. Alkali Plantation	-	-	-	-	-	-
3. Small Plantation	30,74,055.00	-	-	-	-	30,74,055.00
(E) 2021-22						
1. Tall Plantation	35,91,051.00	8,66,784.00	18,54,786.00	7,15,541.00	-	70,28,162.00
2. Small Plantation	41,02,795.00	-	-	-	-	41,02,795.00
Total CA-Maintenance Works (APO 2022-23)	1,21,79,815.00	21,60,201.00	31,03,251.00	7,15,541.00	-	1,81,58,808.00
Total CA Expenditure (APO 2022-23)	1,45,14,635.00	54,71,337.00	31,29,176.00	10,74,623.00	-	2,41,89,771.00
APO 2023-24						
CA-Minor Works (APO 2023-24)						
1. Ridge Plantation	-	-	-	-	-	-
2. Tall Plantation	-	19,86,994.00	-	-	-	19,86,994.00
3. Fencing	-	-	-	-	-	-
4. SMC	44,38,732.00	-	-	-	-	44,38,732.00
5. Supervisory Charges	88,230.00	-	-	-	-	88,230.00
6. Small Plants	-	-	-	-	-	-
7. Other Charges	41,53,529.00	-	-	-	-	41,53,529.00
8. Native Species	-	-	-	-	-	-
9. Alkali Plantation	-	-	-	-	-	-
Total CA Minor Work (APO 2023-24)	86,80,491.00	19,86,994.00	-	-	-	1,06,67,485.00
CA-Maintenance Works (APO 2023-24)						
(A) 2018-19						
1. Ridge Plantation	-	-	-	-	-	-
2. Tall Plantation	-	-	59,11,300.00	4,48,981.00	-	63,60,281.00
3. Small Plantation	4,22,055.00	4,91,113.00	2,16,655.00	-	3,47,130.00	14,76,953.00




Particular	C.F. North					Total C.F. North
	1	2	3	4	5	
	D.F.O Morni Pinjore	D.F.O Ambala	D.F.O Yamunanagar	D.F.O Kurukshetra	D.F.O. Kaithal	
(B) 2019-20						
1.Ridge Plantation	-	-	-	-	-	-
2.Tall Plantation	-	1,03,444.00	3,90,328.00	87,394.00	5,38,039.00	11,19,205.00
3.Small Plantation	1,68,315.00	-	-	-	-	1,68,315.00
(C) 2020-21						
1.Ridge Plantation	-	-	-	-	-	-
2.Tall Plantation	4,33,318.00	13,49,075.00	1,01,783.00	31,814.00	2,10,540.00	21,26,530.00
3.Native Species	-	-	-	-	2,70,487.00	2,70,487.00
4.Alkali	-	-	-	-	-	-
5.Normal/Small Plantation	23,96,601.00	1,08,257.00	-	-	-	25,04,858.00
6.Pit Cum Trench	-	-	-	-	-	-
(D) 2021-22						
1.Ridge Plantation	-	-	-	-	-	-
2.Tall Plantation	85,28,563.00	42,57,933.00	75,05,653.00	7,88,649.00	45,43,199.00	2,56,23,997.00
3.Small Plantation	1,15,27,606.00	-	-	-	-	1,15,27,606.00
(E) 2022-23						
1.Ridge Plantation	-	-	-	-	-	-
2.Tall Plantation	92,30,697.00	1,14,62,064.00	1,21,17,551.00	13,67,068.00	68,19,776.00	4,09,97,156.00
3.Small Plantation	1,06,77,209.00	-	-	-	-	1,06,77,209.00
Total CA Maintenance (APO 2023-24)	4,33,84,364.00	1,77,71,886.00	2,62,43,270.00	27,23,906.00	1,27,29,171.00	10,28,52,597.00
Total CA Expenditure (APO 2023-24)	5,20,64,855.00	1,97,58,880.00	2,62,43,270.00	27,23,906.00	1,27,29,171.00	11,35,20,082.00
Total CA Minor Works (APO 2022-23 & 2023-24)	1,10,15,311.00	52,98,130.00	25,925.00	3,59,082.00	-	1,66,98,448.00
Total CA Maintenance Works (APO 2022-23 & 2023-24)	5,55,64,179.00	1,99,32,087.00	2,93,46,521.00	34,39,447.00	1,27,29,171.00	12,10,11,405.00
Total CA Expenditure (APO 2022-23 & 2023-24)	6,65,79,490.00	2,52,30,217.00	2,93,72,446.00	37,98,529.00	1,27,29,171.00	13,77,09,853.00




Annexure-1.2

Particular	C.F. Central					Total C.F. Central
	6	7	8	9	10	
	D.F.O Karnal	D.F.O Panipat	D.F.O Sonipat	D.F.O Rohtak	D.F.O Jhajjar	
Componsatory Afforestation						
APO 2022-23						
CA-Minor Works (APO 2022-23)						
1. Ridge Plantation	-	-	-	-	-	-
2. Tall Plantation	-	-	10,02,397.00	-	-	10,02,397.00
3. Fencing	-	-	-	-	-	-
4. SMC	-	-	-	-	-	-
5. Supervisory Charges	-	-	-	-	-	-
6. Small Plants	-	-	-	-	-	-
7. Other Charges	-	-	-	-	-	-
8. Native Species	-	-	-	-	-	-
9. Alkali Plantation	-	-	-	-	-	-
Total CA Minor Work (APO 2022-23)	-	-	10,02,397.00	-	-	10,02,397.00
18-Maintenance Works (CA) 2022-23						-
(A) 2017-18						
1. Tall Plantation	-	-	-	-	-	-
2. Small Plantation	-	-	-	-	-	-
(B) 2018-19						
1. Tall Plantation	5,80,784.00	-	-	-	-	5,80,784.00
2. Small Plantation	-	-	-	-	-	-
(C) 2019-20						
1. Tall Plantation	6,95,233.00	-	-	-	-	6,95,233.00
2. Small Plantation	-	-	-	-	-	-



Particular	C.F. Central					Total C.F. Central
	6	7	8	9	10	
	D.F.O Karnal	D.F.O Panipat	D.F.O Sonipat	D.F.O Rohtak	D.F.O Jhajjar	
(D) 2020-21						
1. Tall Plantation	22,95,692.00	4,73,905.00				27,69,597.00
2. Alkali Plantation						-
3. Small Plantation						-
(E) 2021-22						
1. Tall Plantation	50,01,455.00	6,81,562.00				56,83,017.00
2. Small Plantation						-
Total CA-Maintenance Works (APO 2022-23)	85,73,164.00	11,55,467.00	-	-	-	97,28,631.00
Total CA Expenditure (APO 2022-23)	85,73,164.00	11,55,467.00	10,02,397.00	-	-	1,07,31,028.00
APO 2023-24						
CA-Minor Works (APO 2023-24)						
1. Ridge Plantation						-
2. Tall Plantation						-
3. Fencing						-
4. SMC						-
5. Supervisory Charges						-
6. Small Plants						-
7. Other Charges						-
8. Native Species						-
9. Alkali Plantation						-
Total CA Minor Work (APO 2023-24)	-	-	-	-	-	-
CA-Maintenance Works (APO 2023-24)						
(A) 2018-19						
1. Ridge Plantation						-
2. Tall Plantation	14,12,849.00	6,60,336.00	5,06,197.00	65,826.00	28,689.00	26,73,897.00
3. Small Plantation						-
						-




Particular	C.F. Central					Total C.F. Central
	6	7	8	9	10	
	D.F.O Karnal	D.F.O Panipat	D.F.O Sonipat	D.F.O Rohtak	D.F.O Jhajjar	
(B) 2019-20						-
1.Ridge Plantation						-
2.Tall Plantation	8,68,994.00	5,46,568.00	21,092.00		1,787.00	14,38,441.00
						-
(C) 2020-21						-
1.Ridge Plantation						-
2.Tall Plantation	6,75,165.00	4,93,932.00	68,168.00			12,37,265.00
3.Native Species						-
4.Alkali						-
5.Normal/Small Plantation						-
6.Pit Cum Trench						-
(D) 2021-22						-
1.Ridge Plantation						-
2.Tall Plantation	60,48,500.00	22,93,090.00	47,63,366.00	17,652.00	40,831.00	1,31,63,439.00
3.Small Plantation						-
(E) 2022-23						-
1.Ridge Plantation						-
2.Tall Plantation	89,47,947.00	24,19,060.00	42,53,005.00	21,43,840.00	12,19,562.00	1,89,83,414.00
3.Small Plantation						-
Total CA Maintenance (APO 2023-24)	1,79,53,455.00	64,12,986.00	96,11,828.00	22,27,318.00	12,90,869.00	3,74,96,456.00
Total CA Expenditure (APO 2023-24)	1,79,53,455.00	64,12,986.00	96,11,828.00	22,27,318.00	12,90,869.00	3,74,96,456.00
Total CA Minor Works (APO 2022-23 & 2023-24)	-	-	10,02,397.00	-	-	10,02,397.00
Total CA Maintenance Works (APO 2022-23 & 2023-24)	2,65,26,619.00	75,68,453.00	96,11,828.00	22,27,318.00	12,90,869.00	4,72,25,087.00
Total CA Expenditure (APO 2022-23 & 2023-24)	2,65,26,619.00	75,68,453.00	1,06,14,225.00	22,27,318.00	12,90,869.00	4,82,27,484.00




Annexure-1.3


Particular	C.F. West						
	11	12	13	14	15	16	Total C.F. West
	D.F.O.Hissar	D.F.O.Sirsa	D.F.O.Fatehabad	D.F.O.Jind	D.F.O.Bhiwani	D.F.O.Dadri	
Componsatory Afforestation							
APO 2022-23							
CA-Minor Works (APO 2022-23)							
1. Ridge Plantation	-	-	-	-	-	-	-
2. Tall Plantation	71,448.00	-	-	2,79,617.00	71,448.00	-	4,22,513.00
3. Fencing	-	-	-	-	-	-	-
4. SMC	-	-	-	-	-	-	-
5. Supervisory Charges	-	-	-	-	-	-	-
6. Small Plants	-	-	-	-	-	-	-
7. Other Charges	-	-	-	-	-	-	-
8. Native Species	-	-	-	-	-	-	-
9. Alkali Plantation	-	-	-	-	-	-	-
Total CA Minor Work (APO 2022-23)	71,448.00	-	-	2,79,617.00	71,448.00	-	4,22,513.00
18-Maintenance Works (CA) 2022-23							
(A) 2017-18							-
1. Tall Plantation	-	98,013.00	-	-	-	-	98,013.00
2. Small Plantation	-	-	-	-	-	-	-
(B) 2018-19							
1. Tall Plantation	1,50,643.00	-	-	-	-	36,209.00	1,86,852.00
2. Small Plantation	-	-	-	-	-	-	-
(C) 2019-20							
1. Tall Plantation	28,681.00	-	-	-	-	-	28,681.00
2. Small Plantation	-	-	-	-	-	-	-



Particular	C.F. West						Total C.F. West
	11	12	13	14	15	16	
	D.F.O.Hissar	D.F.O.Sirsa	D.F.O.Fatehabad	D.F.O.Jind	D.F.O.Bhiwani	D.F.O.Dadri	
(D) 2020-21							
1. Tall Plantation	11,908.00	1,94,457.00	8,34,610.00	-	-	-	10,40,975.00
2. Alkali Plantation	-	-	-	-	-	-	-
3. Small Plantation	-	-	-	-	-	-	-
(E) 2021-22							
1. Tall Plantation	57,706.00	18,77,067.00	1,34,258.00	-	2,98,208.00	-	23,67,239.00
2. Small Plantation	-	-	-	-	-	-	-
Total CA-Maintenance Works (APO 2022-23)	2,48,938.00	21,69,537.00	9,68,868.00	-	2,98,208.00	36,209.00	37,21,760.00
Total CA Expenditure (APO 2022-23)	3,20,386.00	21,69,537.00	9,68,868.00	2,79,617.00	3,69,656.00	36,209.00	41,44,273.00
APO 2023-24							
CA-Minor Works (APO 2023-24)							
1. Ridge Plantation	-	-	-	-	-	-	-
2. Tall Plantation	-	-	-	-	-	-	-
3. Fencing	-	-	-	-	-	-	-
4. SMC	-	-	-	-	-	-	-
5. Supervisory Charges	-	-	1,41,371.00	-	-	-	1,41,371.00
6. Small Plants	-	-	-	-	-	-	-
7. Other Charges	-	-	-	-	-	-	-
8. Native Species	-	-	-	-	-	-	-
9. Alkali Plantation	-	-	-	-	-	-	-
Total CA Minor Work (APO 2023-24)	-	-	1,41,371.00	-	-	-	1,41,371.00
CA-Maintenance Works (APO 2023-24)							
(A) 2018-19							
1. Ridge Plantation	-	-	-	-	-	-	-
2. Tall Plantation	18,89,873.00	5,66,100.00	10,07,581.00	7,69,121.00	6,96,675.00	1,83,582.00	51,12,932.00
3. Small Plantation	-	-	-	-	-	-	-




Particular	C.F. West						Total C.F. West
	11	12	13	14	15	16	
	D.F.O.Hissar	D.F.O.Sirsa	D.F.O.Fatehabad	D.F.O.Jind	D.F.O.Bhiwani	D.F.O.Dadri	
(B) 2019-20							
1.Ridge Plantation	-	-	-	-	-	-	-
2.Tall Plantation	7,83,813.00	20,767.00	7,76,227.00	46,640.00	-	-	16,27,447.00
3.Small Plantation	-	-	-	-	-	-	-
(C) 2020-21							
1.Ridge Plantation	-	-	-	-	-	-	-
2.Tall Plantation	10,97,661.00	5,30,901.00	10,50,490.00	3,43,293.00	2,09,207.00	-	32,31,552.00
3.Native Species	-	-	-	-	-	-	-
4.Alkali	-	-	-	-	-	-	-
5.Normal/Small Plantation	-	-	-	-	-	-	-
6.Pit Cum Trench	-	-	-	-	-	-	-
(D) 2021-22							
1.Ridge Plantation	-	-	-	-	-	-	-
2.Tall Plantation	89,12,551.00	1,11,44,762.00	10,04,462.00	66,40,205.00	19,26,891.00	4,161.00	2,96,33,032.00
3.Small Plantation	-	-	-	-	-	-	-
(E) 2022-23							
1.Ridge Plantation	-	-	-	-	-	-	-
2.Tall Plantation	91,95,235.00	72,07,261.00	79,82,776.00	74,09,105.00	74,65,109.00	27,33,821.00	4,19,93,307.00
3.Small Plantation	-	-	-	-	-	-	-
Total CA Maintenance (APO 2023-24)	2,18,79,133.00	1,94,69,791.00	1,18,21,536.00	1,52,08,364.00	1,02,97,882.00	29,21,564.00	8,15,98,270.00
Total CA Expenditure (APO 2023-24)	2,18,79,133.00	1,94,69,791.00	1,19,62,907.00	1,52,08,364.00	1,02,97,882.00	29,21,564.00	8,17,39,641.00
Total CA Minor Works (APO 2022-23 & 2023-24)	71,448.00	-	1,41,371.00	2,79,617.00	71,448.00	-	5,63,884.00
Total CA Maintenance Works (APO 2022-23 & 2023-24)	2,21,28,071.00	2,16,39,328.00	1,27,90,404.00	1,52,08,364.00	1,05,96,090.00	29,57,773.00	8,53,20,030.00
Total CA Expenditure (APO 2022-23 & 2023-24)	2,21,99,519.00	2,16,39,328.00	1,29,31,775.00	1,54,87,981.00	1,06,67,538.00	29,57,773.00	8,58,83,914.00




Annexure-1.4

Particular	C.F. South						
	17	18	19	20	21	22	Total C.F.South
	D.F.O.Gurgaon	D.F.O.Faridabad	D.F.O.Rewari	D.F.O.Mohindergarh	D.F.O.Palwal	D.F.O.Nuh Mewat	
Componsatory Afforestation							
APO 2022-23							
CA-Minor Works (APO 2022-23)							
1. Ridge Plantation	-	-	-	-	-	-	-
2. Tall Plantation	1,76,055.00	-	-	39,78,966.00	-	-	41,55,021.00
3. Fencing	-	-	-	-	-	-	-
4. SMC	-	-	-	-	-	-	-
5. Supervisory Charges	1,67,276.00	-	-	-	-	-	1,67,276.00
6. Small Plants	-	-	-	-	-	-	-
7. Other Charges	-	-	-	-	-	-	-
8. Native Species	-	-	-	-	-	-	-
9. Alkali Plantation	-	-	-	-	-	-	-
Total CA Minor Work (APO 2022-23)	3,43,331.00	-	-	39,78,966.00	-	-	43,22,297.00
18-Maintenance Works (CA) 2022-23							
(A) 2017-18							
1. Tall Plantation	-	-	-	2,68,115.00	-	-	2,68,115.00
2. Small Plantation	-	-	-	-	-	-	-
(B) 2018-19							
1. Tall Plantation	-	-	-	4,21,436.00	28,237.00	-	4,49,673.00
2. Small Plantation	-	-	-	-	-	-	-
(C) 2019-20							
1. Tall Plantation	-	-	-	-	487.00	-	487.00
2. Small Plantation	-	-	-	-	-	-	-



Particular	C.F. South						
	17	18	19	20	21	22	Total C.F.South
	D.F.O.Gurgaon	D.F.O.Faridabad	D.F.O.Rewari	D.F.O.Mohindergarh	D.F.O.Palwal	D.F.O.Nuh Mewat	
(D) 2020-21							
1. Tall Plantation	1,26,718.00	-	-	10,45,136.00	-	-	11,71,854.00
2. Alkali Plantation	42,462.00	-	-	-	-	-	42,462.00
3. Small Plantation	-	-	-	-	-	-	-
(E) 2021-22							
1. Tall Plantation	77,138.00	-	-	15,07,759.00	1,53,032.00	1,95,963.00	19,33,892.00
2. Small Plantation	2,89,774.00	-	-	-	-	-	2,89,774.00
Total CA-Maintenance Works (APO 2022-23)	5,36,092.00	-	-	32,42,446.00	1,81,756.00	1,95,963.00	41,56,257.00
Total CA Expenditure (APO 2022-23)	8,79,423.00	-	-	72,21,412.00	1,81,756.00	1,95,963.00	84,78,554.00
APO 2023-24							
CA-Minor Works (APO 2023-24)							
1. Ridge Plantation	-	-	-	-	-	-	-
2. Tall Plantation	-	-	-	-	-	-	-
3. Fencing	-	-	-	-	-	-	-
4. SMC	-	-	-	-	-	-	-
5. Supervisory Charges	-	-	-	-	-	-	-
6. Small Plants	-	-	-	-	-	-	-
7. Other Charges	-	-	-	-	-	-	-
8. Native Species	-	-	-	-	-	-	-
9. Alkali Plantation	-	-	-	-	-	-	-
Total CA Minor Work (APO 2023-24)	-	-	-	-	-	-	-
CA-Maintenance Works (APO 2023-24)							
(A) 2018-19							
1. Ridge Plantation	-	-	-	-	-	-	-
2. Tall Plantation	1,82,064.00	15,801.00	10,71,124.00	5,76,686.00	1,55,153.00	18,96,516.00	38,97,344.00
3. Small Plantation	-	-	-	-	-	-	-




Particular	C.F. South						
	17	18	19	20	21	22	Total C.F.South
	D.F.O.Gurgaon	D.F.O.Faridabad	D.F.O.Rewari	D.F.O.Mohindergarh	D.F.O.Palwal	D.F.O.Nuh Mewat	
(B) 2019-20							
1.Ridge Plantation	-	-	-	-	-	-	-
2.Tall Plantation	-	4,72,888.00	95,570.00	16,593.00	-	1,08,556.00	6,93,607.00
3.Small Plantation	-	-	-	-	-	-	-
(C) 2020-21							
1.Ridge Plantation	-	-	-	-	-	-	-
2.Tall Plantation	2,58,783.00	-	1,41,673.00	53,962.00	-	2,93,043.00	7,47,461.00
3.Native Species	-	-	-	-	-	-	-
4.Akali	1,54,780.00	-	-	-	-	-	1,54,780.00
5.Normal/Small Plantation	-	5,26,213.00	-	-	-	44,796.00	5,71,009.00
6.Pit Cum Trench	-	-	-	1,53,265.00	-	-	1,53,265.00
(D) 2021-22							
1.Ridge Plantation	-	-	-	-	-	-	-
2.Tall Plantation	6,23,110.00	14,81,870.00	44,13,187.00	24,16,670.00	4,08,928.00	48,81,387.00	1,42,25,152.00
3.Small Plantation	10,97,570.00	7,28,211.00	-	-	-	-	18,25,781.00
(E) 2022-23							
1.Ridge Plantation	-	-	-	-	-	-	-
2.Tall Plantation	19,91,637.00	4,22,667.00	40,57,113.00	31,83,107.00	9,91,449.00	1,09,07,658.00	2,15,53,631.00
3.Small Plantation	-	3,44,857.00	-	-	-	-	3,44,857.00
Total CA Maintenance (APO 2023-24)	43,07,944.00	39,92,507.00	97,78,667.00	64,00,283.00	15,55,530.00	1,81,31,956.00	4,41,66,887.00
Total CA Expenditure (APO 2023-24)	43,07,944.00	39,92,507.00	97,78,667.00	64,00,283.00	15,55,530.00	1,81,31,956.00	4,41,66,887.00
Total CA Minor Works (APO 2022-23 & 2023-24)	3,43,331.00	-	-	39,78,966.00	-	-	43,22,297.00
Total CA Maintenance Works (APO 2022-23 & 2023-24)	48,44,036.00	39,92,507.00	97,78,667.00	96,42,729.00	17,37,286.00	1,83,27,919.00	4,83,23,144.00
Total CA Expenditure (APO 2022-23 & 2023-24)	51,87,367.00	39,92,507.00	97,78,667.00	1,36,21,695.00	17,37,286.00	1,83,27,919.00	5,26,45,441.00




Annexure-2


Particular	1	2	3	4	Grand Total
	C.F. North	C.F. Central	C.F. West	C.F. South	
Net Present Value (NPV)					
APO 2022-23					
NPV-Minor Works (APO 2022-23)					
1. Ridge Plantation	-	-	-	-	-
2. Tall Plantation	12,75,185.00	-	4,67,020.00	3,72,698.00	21,14,903.00
3. Plantation of TP on strips of Block Forests	-	-	-	-	-
4. Soil and Moisture Conservation	-	-	-	-	-
5. Wildlife	-	-	-	-	-
6. Proposals of Development Wing	-	-	-	-	-
7. Eco-Restoration Plantation	-	-	-	4,87,277.00	4,87,277.00
8. Stabilization & greening of Vehicle cliffs in Shivaliks	-	-	-	-	-
9. Infrastructure of Forest Protection	-	-	-	-	-
(a) Building					
Range Residence	-	-	-	-	-
Range Office	-	-	-	-	-
Forester Quarter/Block Office	-	-	1,38,056.00	-	1,38,056.00
Forester Guard Hut	-	-	-	-	-
Toilet	-	-	-	-	-
(b) Vehicles/Mahinery					
Balero Jeep	-	-	-	-	-
Bolero Camper	-	-	-	-	-
Tractor	-	-	-	-	-
Trolley	-	-	-	-	-
Tanker	-	-	-	-	-
Genser/Diesel Pumps	-	-	-	-	-
Mini Tractor	-	-	-	-	-
10. Native Species	5,31,381.00	-	-	3,11,416.00	8,42,797.00
11. ANR (Eco-Restoration)	11,06,735.00	-	-	-	11,06,735.00
Total NPV Minor Works (APO 2022-23)	29,13,301.00	-	6,05,076.00	11,71,391.00	46,89,768.00
18- Maintenance (NPV) APO 2022-23					
(A) 2017-18					
1. Tall Plantation	9,802.00	38,423.00	-	1,82,125.00	2,30,350.00
2. NH TP	84,552.00	-	30,810.00	-	1,15,362.00
3. Beautification of roads	59,023.00	-	-	-	59,023.00




Particular	1	2	3	4	Grand Total
	C.F. North	C.F. Central	C.F. West	C.F. South	
(B) 2018-19					
1. Tall Plantation	12,44,194.00	5,59,631.00	-	4,94,571.00	22,98,396.00
2. NH TP	6,534.00	-	-	-	6,534.00
3. NH Shurb	-	-	-	-	-
4. ECO Restoration	-	-	-	1,51,134.00	1,51,134.00
5. Herbal Forests	10,28,610.00	-	-	-	10,28,610.00
(C) 2019-20					
1. Tall Plantation	2,74,618.00	3,40,036.00	25,569.00	1,60,478.00	8,00,701.00
(D) 2020-21					
1. Tall Plantation	4,00,131.00	14,46,704.00	2,93,016.00	9,84,280.00	31,24,131.00
2. Ridge Plantation	-	1,29,116.00	-	18,595.00	1,47,711.00
3. Eco Restoration	1,27,701.00	-	-	-	1,27,701.00
(E) 2021-22					
1. Tall Plantation	14,25,613.00	19,89,192.00	4,27,644.00	12,16,067.00	50,58,516.00
2. Ridge Plantation	-	2,98,877.00	46,492.00	-	3,45,369.00
3. Eco Restoration	-	-	-	1,86,837.00	1,86,837.00
Total NPV-Maintenance Works (APO 2022-23)	46,60,778.00	48,01,979.00	8,23,531.00	33,94,087.00	1,36,80,375.00
Total NPV Expenditure (APO 2022-23)	75,74,079.00	48,01,979.00	14,28,607.00	45,65,478.00	1,83,70,143.00
APO 2023-24					
NPV-Minor Works (APO 2023-24)					
1. Tall Plantation	-	-	-	-	-
2. Ridge Plantation	-	-	-	-	-
3. Native Species	-	-	-	-	-
4. Planation on Alkali Soils	-	-	-	-	-
5. Fencing	-	-	-	-	-
6. Infrastructure	-	-	-	-	-
(a) Building					
Range Residence	-	-	-	-	-
Range Office	9,61,932.00	-	-	-	9,61,932.00
Forester Qauter/Block Office	-	-	-	-	-
Forester Guard Hut	2,35,410.00	-	-	-	2,35,410.00
Toilet	-	-	-	-	-



Particular	1	2	3	4	Grand Total
	C.F. North	C.F. Central	C.F. West	C.F. South	
(b) Vehicles/Machinery					
Balero Jeep	-	-	-	-	-
Bolero Camper	-	-	-	-	-
Tractor	-	-	-	-	-
Trolley	-	-	-	-	-
Tanker	-	-	-	-	-
Rotavator/Harrow/Cultivator	-	-	-	-	-
Genset/Diesel Pumps	-	-	-	-	-
7. Soil & Moisture Conservation Works	12,98,05,471.00	-	-	-	12,98,05,471.00
8. Conservation/Restoration of Protection of Kila Zafargarh PF/Quila	-	-	-	-	-
9. Survey and Demarcation					
(a) DGPS	-	-	-	-	-
(B) Workstation	-	-	-	-	-
(c) Arc GIS Software	-	-	-	-	-
(e) Access rights of viewing satellite imageries	-	-	-	-	-
(f) Development of web and mobile based software	-	-	-	-	-
(g) Procurement of drones for mapping of CAMPA plantations including	-	-	-	-	-
10. ANR	32,07,707.00	-	-	-	32,07,707.00
Total NPV Minor Works NPV (2023-24)	13,42,10,520.00	-	-	-	13,42,10,520.00
NPV Maintenance Works (APO 2023-24)					
(A) 2018-19					
1. ANR Plantation	-	-	-	-	-
2. Ridge Plantation	-	-	-	-	-
3. Tall Plantation	24,27,337.00	9,24,051.00	22,30,910.00	7,07,111.00	62,89,409.00
4. Plantation on National Highways.	9,27,592.00	-	6,29,581.00	-	15,57,173.00
5. Beautification of District Roads.	-	-	-	-	-
6. Native Species	1,65,580.00	-	89,798.00	5,10,274.00	7,65,652.00
7. NH Shurb	4,78,350.00	-	3,35,431.00	-	8,13,781.00
8. Eco Restoration	-	-	-	12,92,541.00	12,92,541.00
(B) 2019-20					
1. ANR Plantation	-	-	-	-	-
2. Ridge Plantation	-	-	31,649.00	-	31,649.00
3. Tall Plantation	12,86,820.00	12,44,093.00	7,19,195.00	2,72,725.00	35,22,833.00
4. Plantation on National Highways.	-	-	-	-	-
5. Beautification of District Roads.	-	-	-	-	-




Particular	1	2	3	4	Grand Total
	C.F. North	C.F. Central	C.F. West	C.F. South	
(C) 2020-21					
1. ANR Plantation	-	-	-	-	-
2. Ridge Plantation	1,33,786.00	7,25,595.00	59,188.00	82,647.00	10,01,216.00
3. Tall Plantation	21,20,329.00	19,64,894.00	43,54,835.00	18,37,385.00	1,02,77,443.00
4. Plantation on National Highways.	-	-	-	-	-
5. Beautification of District Roads.	-	-	-	-	-
6. Native Species	-	-	-	3,13,504.00	3,13,504.00
7. Eco Restoration	53,300.00	-	-	6,11,705.00	6,65,005.00
(D) 2021-22					
1. ANR Plantation	-	-	-	-	-
2. Ridge Plantation	2,49,676.00	14,55,014.00	11,23,614.00	-	28,28,304.00
3. Tall Plantation	1,05,40,622.00	70,02,640.00	1,39,95,685.00	60,95,886.00	3,76,34,833.00
4. Plantation on National Highways.	-	-	-	-	-
5. Beautification of District Roads.	-	-	-	-	-
6. Eco Restoration	-	-	-	25,49,330.00	25,49,330.00
7. Native Species	-	-	-	14,69,128.00	14,69,128.00
8. Alkali Soil	-	9,16,258.00	-	-	9,16,258.00
(E) 2022-23					
1. ANR Plantation	62,84,874.00	-	1,65,333.00	-	64,50,207.00
2. Ridge Plantation	3,50,650.00	11,94,656.00	22,29,990.00	4,16,125.00	41,91,421.00
3. Tall Plantation	40,45,042.00	29,39,660.00	35,87,024.00	30,87,145.00	1,36,58,871.00
4. Plantation on National Highways.	-	-	-	-	-
5. Beautification of District Roads.	-	-	-	-	-
6. Native Species	10,04,538.00	-	-	29,48,377.00	39,52,915.00
7. ANR SMC	22,26,490.00	-	-	-	22,26,490.00
Total 18 Maintenance NPV (APO 2023-24)	3,22,94,986.00	1,83,66,861.00	2,95,52,233.00	2,21,93,883.00	10,24,07,963.00
Total NPV Expenditure (APO 2023-24)	16,65,05,506.00	1,83,66,861.00	2,95,52,233.00	2,21,93,883.00	23,66,18,483.00
Total NPV Minor Works (APO 2022-23 & 2023-24)	13,71,23,821.00	-	6,05,076.00	11,71,391.00	13,89,00,288.00
Total NPV Maintenance Works (APO 2022-23 & 2023-24)	3,69,55,764.00	2,31,68,840.00	3,03,75,764.00	2,55,87,970.00	11,60,88,338.00
Total NPV Expenditure (APO 2022-23 & 2023-24)	17,40,79,585.00	2,31,68,840.00	3,09,80,840.00	2,67,59,361.00	25,49,88,626.00
Reference to Annexure	Annexure-2.1	Annexure-2.2	Annexure-2.3	Annexure-2.4	




Annexure-2.1

Particular	C.F. North					Total C.F. North
	1	2	3	4	5	
	D.F.O Morni Pinjore	D.F.O Ambala	D.F.O Yamunanagar	D.F.O Kurukshetra	D.F.O. Kaithal	
Net Present Value (NPV)						
APO 2022-23						
NPV-Minor Works (APO 2022-23)						
1. Ridge Plantation	-	-	-	-	-	-
2. Tall Plantation	-	-	7,86,172.00	4,89,013.00	-	12,75,185.00
3. Plantation of TP on strips of Block Forests	-	-	-	-	-	-
4. Soil and Moisture Conservation	-	-	-	-	-	-
5. Wildlife	-	-	-	-	-	-
6. Proposals of Development Wing	-	-	-	-	-	-
7. Eco-Restoration Plantation	-	-	-	-	-	-
8. Stabilization & greening of Vehicle cliffs in Shivaliks	-	-	-	-	-	-
9. Infrastructure of Forest Protection						
(a) Building						
Range Residence	-	-	-	-	-	-
Range Office	-	-	-	-	-	-
Forester Quarter/Block Office	-	-	-	-	-	-
Forester Guard Hut	-	-	-	-	-	-
Toilet	-	-	-	-	-	-
(b) Vehicles/Mahinery						
Balero Jeep	-	-	-	-	-	-
Boiero Camper	-	-	-	-	-	-
Tractor	-	-	-	-	-	-
Trolley	-	-	-	-	-	-
Tanker	-	-	-	-	-	-
Genser/Diesel Pumps	-	-	-	-	-	-
Mini Tractor	-	-	-	-	-	-
10. Native Species	5,31,381.00	-	-	-	-	5,31,381.00
11. ANR (Eco-Restoration)	11,06,735.00	-	-	-	-	11,06,735.00
Total NPV Minor Works (APO 2022-23)	16,38,116.00	-	7,86,172.00	4,89,013.00	-	29,13,301.00
18- Maintenance (NPV) APO 2022-23						
(A) 2017-18						
1. Tall Plantation	-	-	9,802.00	-	-	9,802.00
2. NH TP	-	-	-	84,552.00	-	84,552.00
3. Beautification of roads	59,023.00	-	-	-	-	59,023.00



Particular	C.F. North					Total C.F. North
	1	2	3	4	5	
	D.F.O Morni Pinjore	D.F.O Ambala	D.F.O Yamunanagar	D.F.O Kurukshetra	D.F.O. Kaithal	
(B) 2018-19						
1. Tall Plantation	10,91,787.00	36,927.00	1,15,480.00	-	-	12,44,194.00
2. NH TP	6,534.00	-	-	-	-	6,534.00
3. NH Shurb	-	-	-	-	-	-
4. ECO Restoration	-	-	-	-	-	-
5. Herbal Forests	10,28,610.00	-	-	-	-	10,28,610.00
(C) 2019-20						
1. Tall Plantation	2,66,248.00	-	8,370.00	-	-	2,74,618.00
(D) 2020-21						
1. Tall Plantation	94,807.00	54,708.00	-	2,50,616.00	-	4,00,131.00
2. Ridge Plantation	-	-	-	-	-	-
3. Eco Restoration	1,27,701.00	-	-	-	-	1,27,701.00
(E) 2021-22						
1. Tall Plantation	4,10,327.00	1,58,508.00	44,120.00	8,12,658.00	-	14,25,613.00
2. Ridge Plantation	-	-	-	-	-	-
3. Eco Restoration	-	-	-	-	-	-
Total NPV-Maintenance Works (APO 2022-23)	30,85,037.00	2,50,143.00	1,77,772.00	11,47,826.00	-	46,60,778.00
Total NPV Expenditure (APO 2022-23)	47,23,153.00	2,50,143.00	9,63,944.00	16,36,839.00	-	75,74,079.00
APO 2023-24						
NPV-Minor Works (APO 2023-24)						
1. Tall Plantation	-	-	-	-	-	-
2. Ridge Plantation	-	-	-	-	-	-
3. Native Species	-	-	-	-	-	-
4. Planation on Alkali Soils	-	-	-	-	-	-
5. Fencing	-	-	-	-	-	-
6. Infrastructure						
(a) Building						
Range Residence	-	-	-	-	-	-
Range Office	9,61,932.00	-	-	-	-	9,61,932.00
Forester Qauter/Block Office	-	-	-	-	-	-
Forester Guard Hut	2,35,410.00	-	-	-	-	2,35,410.00
Toilet	-	-	-	-	-	-



Particular	C.F. North					Total C.F. North
	1	2	3	4	5	
	D.F.O Morni Pinjore	D.F.O Ambala	D.F.O Yamunanagar	D.F.O Kurukshetra	D.F.O. Kaithal	
(C) 2020-21						
1. ANR Plantation						-
2. Ridge Plantation					1,33,786.00	1,33,786.00
3. Tall Plantation	4,22,471.00	2,95,845.00	2,78,704.00	6,61,992.00	4,61,317.00	21,20,329.00
4. Plantation on National Highways.						-
5. Beautification of District Roads.						-
6. Native Species						-
7. Eco Restoration	53,300.00					53,300.00
(D) 2021-22						
1. ANR Plantation	-					-
2. Ridge Plantation		2,49,676.00				2,49,676.00
3. Tall Plantation	8,66,249.00	10,26,438.00	33,84,932.00	21,61,006.00	31,01,997.00	1,05,40,622.00
4. Plantation on National Highways.						-
5. Beautification of District Roads.						-
6. Eco Restoration						-
7. Native Species						-
8. Alkali Soil						-
(E) 2022-23						
1. ANR Plantation	25,43,290.00		35,54,271.00		1,87,313.00	62,84,874.00
2. Ridge Plantation		3,50,650.00				3,50,650.00
3. Tall Plantation	4,36,265.00	8,69,472.00	9,80,400.00	13,20,005.00	4,38,900.00	40,45,042.00
4. Plantation on National Highways.						-
5. Beautification of District Roads.						-
6. Native Species	9,62,079.00	42,459.00				10,04,538.00
7. ANR SMC	22,26,490.00					22,26,490.00
Total 18 Maintenance NPV (APO 2023-24)	86,73,422.00	34,31,646.00	95,10,767.00	51,18,196.00	55,60,955.00	3,22,94,986.00
Total NPV Expenditure (APO 2023-24)	9,29,12,130.00	34,31,646.00	5,94,82,579.00	51,18,196.00	55,60,955.00	16,65,05,506.00
Total NPV Minor Works (APO 2022-23 & 2023-24)	8,58,76,824.00	-	5,07,57,984.00	4,89,013.00	-	13,71,23,821.00
Total NPV Maintenance Works (APO 2022-23 & 2023-24)	1,17,58,459.00	36,81,789.00	96,88,539.00	62,66,022.00	55,60,955.00	3,69,55,764.00
Total NPV Expenditure (APO 2022-23 & 2023-24)	9,76,35,283.00	36,81,789.00	6,04,46,523.00	67,55,035.00	55,60,955.00	17,40,79,585.00



Annexure-2.2

Particular	C.F. Central					Total C.F. Central
	6	7	8	9	10	
	D.F.O Karnal	D.F.O Panipat	D.F.O Sonipat	D.F.O Rohtak	D.F.O Jhajjar	
Net Present Value (NPV)						
APO 2022-23						
NPV-Minor Works (APO 2022-23)						
1. Ridge Plantation	-	-	-	-	-	-
2. Tall Plantation	-	-	-	-	-	-
3. Plantation of TP on strips of Block Forests	-	-	-	-	-	-
4. Soil and Moisture Conservation	-	-	-	-	-	-
5. Wildlife	-	-	-	-	-	-
6. Proposals of Development Wing	-	-	-	-	-	-
7. Eco-Restoration Plantation	-	-	-	-	-	-
8. Stabilization & greening of Vehicle cliffs in Shivaliks	-	-	-	-	-	-
9. Infrastructure of Forest Protection						
(a) Building						
Range Residence	-	-	-	-	-	-
Range Office	-	-	-	-	-	-
Forester Quarter/Block Office	-	-	-	-	-	-
Forester Guard Hut	-	-	-	-	-	-
Toilet	-	-	-	-	-	-
(b) Vehicles/Mahinery						
Balero Jeep	-	-	-	-	-	-
Bolero Camper	-	-	-	-	-	-
Tractor	-	-	-	-	-	-
Trolly	-	-	-	-	-	-
Tanker	-	-	-	-	-	-
Genser/Diesel Pumps	-	-	-	-	-	-
Mini Tractor	-	-	-	-	-	-
10. Native Species	-	-	-	-	-	-
11. ANR (Eco-Restoration)	-	-	-	-	-	-
Total NPV Minor Works (APO 2022-23)						
18- Maintenance (NPV) APO 2022-23						
(A) 2017-18						
1. Tall Plantation	-	-	38,423.00	-	-	38,423.00
2. NH TP	-	-	-	-	-	-
3. Beautification of roads	-	-	-	-	-	-



Particular	C.F. Central					Total C.F. Central
	6	7	8	9	10	
	D.F.O Karnal	D.F.O Panipat	D.F.O Sonipat	D.F.O Rohtak	D.F.O Jhajjar	
(B) 2018-19						
1. Tall Plantation	2,54,481.00	1,93,426.00	80,317.00	-	31,407.00	5,59,631.00
2. NH TP	-	-	-	-	-	-
3. NH Shurb	-	-	-	-	-	-
4. ECO Restoration	-	-	-	-	-	-
5. Herbal Forests	-	-	-	-	-	-
(C) 2019-20						
1. Tall Plantation	2,32,456.00	74,519.00	20,037.00	-	13,024.00	3,40,036.00
(D) 2020-21						
1. Tall Plantation	10,00,859.00	82,807.00	3,04,571.00	-	58,467.00	14,46,704.00
2. Ridge Plantation	58,436.00	44,072.00	25,235.00	-	1,373.00	1,29,116.00
3. Eco Restoration	-	-	-	-	-	-
(E) 2021-22						
1. Tall Plantation	14,04,258.00	-	1,73,474.00	-	4,11,460.00	19,89,192.00
2. Ridge Plantation	-	-	2,98,877.00	-	-	2,98,877.00
3. Eco Restoration	-	-	-	-	-	-
Total NPV-Maintenance Works (APO 2022-23)	29,50,490.00	3,94,824.00	9,40,934.00	-	5,15,731.00	48,01,979.00
Total NPV Expenditure (APO 2022-23)	29,50,490.00	3,94,824.00	9,40,934.00	-	5,15,731.00	48,01,979.00
APO 2023-24						
NPV-Minor Works (APO 2023-24)						
1. Tall Plantation	-	-	-	-	-	-
2. Ridge Plantation	-	-	-	-	-	-
3. Native Species	-	-	-	-	-	-
4. Planation on Alkali Soils	-	-	-	-	-	-
5. Fencing	-	-	-	-	-	-
6. Infrastructure	-	-	-	-	-	-
(a) Building						
Range Residence	-	-	-	-	-	-
Range Office	-	-	-	-	-	-
Forester Qauter/Block Office	-	-	-	-	-	-
Forester Guard Hut	-	-	-	-	-	-
Toilet	-	-	-	-	-	-



Particular	C.F. Central					Total C.F. Central
	6	7	8	9	10	
	D.F.O Karnal	D.F.O Panipat	D.F.O Sonipat	D.F.O Rohtak	D.F.O Jhajjar	
(b) Vehicles/Machinery						
Balero Jeep	-	-	-	-	-	-
Bolero Camper	-	-	-	-	-	-
Tractor	-	-	-	-	-	-
Trolley	-	-	-	-	-	-
Tanker	-	-	-	-	-	-
Rotavator/Harrow/Cultivator	-	-	-	-	-	-
Genset/Diesel Pumps	-	-	-	-	-	-
7. Soil & Moisture Conservation Works	-	-	-	-	-	-
8. Conservation/Restoration of Protection of Kila Zafargarh PF/Quila	-	-	-	-	-	-
9. Survey and Demarcation						
(a) DGPS	-	-	-	-	-	-
(B) Workstation	-	-	-	-	-	-
(c) Arc GIS Software	-	-	-	-	-	-
(e) Access rights of viewing satellite imageries	-	-	-	-	-	-
(f) Development of web and mobile based software	-	-	-	-	-	-
(g) Procurement of drones for mapping of CAMPA plantations including	-	-	-	-	-	-
10. ANR	-	-	-	-	-	-
Total NPV Minor Works NPV (2023-24)	-	-	-	-	-	-
NPV Maintenance Works (APO 2023-24)						
(A) 2018-19						
1. ANR Plantation	-	-	-	-	-	-
2. Ridge Plantation	-	-	-	-	-	-
3. Tall Plantation	1,42,951.00	3,12,282.00	2,70,430.00	63,676.00	1,34,712.00	9,24,051.00
4. Plantation on National Highways.	-	-	-	-	-	-
5. Beautification of District Roads.	-	-	-	-	-	-
6. Native Species	-	-	-	-	-	-
7. NH Shurb	-	-	-	-	-	-
8. Eco Restoration	-	-	-	-	-	-
(B) 2019-20						
1. ANR Plantation	-	-	-	-	-	-
2. Ridge Plantation	-	-	-	-	-	-
3. Tall Plantation	4,01,571.00	3,74,562.00	2,47,342.00	70,977.00	1,49,641.00	12,44,093.00
4. Plantation on National Highways.	-	-	-	-	-	-
5. Beautification of District Roads.	-	-	-	-	-	-




Particular	C.F. Central					Total C.F. Central
	6	7	8	9	10	
	D.F.O Karnal	D.F.O Panipat	D.F.O Sonipat	D.F.O Rohtak	D.F.O Jhajjar	
(C) 2020-21						
1. ANR Plantation	-	-	-	-	-	-
2. Ridge Plantation	3,22,789.00	1,82,968.00	1,70,626.00	37,842.00	11,370.00	7,25,595.00
3. Tall Plantation	10,01,546.00	3,91,495.00	4,11,212.00	76,757.00	83,884.00	19,64,894.00
4. Plantation on National Highways.	-	-	-	-	-	-
5. Beautification of District Roads.	-	-	-	-	-	-
6. Native Species	-	-	-	-	-	-
7. Eco Restoration	-	-	-	-	-	-
(D) 2021-22						
1. ANR Plantation	-	-	-	-	-	-
2. Ridge Plantation	4,71,234.00	4,04,274.00	4,52,650.00	1,26,856.00	-	14,55,014.00
3. Tall Plantation	27,56,637.00	6,97,385.00	15,19,214.00	12,37,260.00	7,92,144.00	70,02,640.00
4. Plantation on National Highways.	-	-	-	-	-	-
5. Beautification of District Roads.	-	-	-	-	-	-
6. Eco Restoration	-	-	-	-	-	-
7. Native Species	-	-	-	-	-	-
8. Alkali Soil	-	-	-	9,16,258.00	-	9,16,258.00
(E) 2022-23						
1. ANR Plantation	-	-	-	-	-	-
2. Ridge Plantation	3,64,571.00	2,01,681.00	4,34,616.00	1,93,788.00	-	11,94,656.00
3. Tall Plantation	8,92,806.00	4,74,451.00	5,73,466.00	6,60,437.00	3,38,500.00	29,39,660.00
4. Plantation on National Highways.	-	-	-	-	-	-
5. Beautification of District Roads.	-	-	-	-	-	-
6. Native Species	-	-	-	-	-	-
7. ANR SMC	-	-	-	-	-	-
Total 18 Maintenance NPV (APO 2023-24)	63,54,105.00	30,39,098.00	40,79,556.00	33,83,851.00	15,10,251.00	1,83,66,861.00
Total NPV Expenditure (APO 2023-24)	63,54,105.00	30,39,098.00	40,79,556.00	33,83,851.00	15,10,251.00	1,83,66,861.00
Total NPV Minor Works (APO 2022-23 & 2023-24)	-	-	-	-	-	-
Total NPV Maintenance Works (APO 2022-23 & 2023-24)	93,04,595.00	34,33,922.00	50,20,490.00	33,83,851.00	20,25,982.00	2,31,68,840.00
Total NPV Expenditure (APO 2022-23 & 2023-24)	93,04,595.00	34,33,922.00	50,20,490.00	33,83,851.00	20,25,982.00	2,31,68,840.00




Annexure-2.3

Particular	C.F. West						Total C.F. West
	11	12	13	14	15	16	
	D.F.O.Hissar	D.F.O.Sirsa	D.F.O.Fatehabad	D.F.O.Jind	D.F.O.Bhiwani	D.F.O.Dadri	
Net Present Value (NPV)							
APO 2022-23							
NPV-Minor Works (APO 2022-23)							
1. Ridge Plantation	-	-	-	-	-	-	-
2. Tall Plantation	11,908.00	-	-	4,55,112.00	-	-	4,67,020.00
3. Plantation of TP on strips of Block Forests	-	-	-	-	-	-	-
4. Soil and Moisture Conservation	-	-	-	-	-	-	-
5. Wildlife	-	-	-	-	-	-	-
6. Proposals of Development Wing	-	-	-	-	-	-	-
7. Eco-Restoration Plantation	-	-	-	-	-	-	-
8. Stabilization & greening of Vehicle cliffs in Shivaliks	-	-	-	-	-	-	-
9. Infrastructure of Forest Protection							
(a) Building							
Range Residence	-	-	-	-	-	-	-
Range Office	-	-	-	-	-	-	-
Forester Quarter/Block Office	-	-	1,38,056.00	-	-	-	1,38,056.00
Forester Guard Hut	-	-	-	-	-	-	-
Toilet	-	-	-	-	-	-	-
(b) Vehicles/Mahinery							
Balero Jeep	-	-	-	-	-	-	-
Bolero Camper	-	-	-	-	-	-	-
Tractor	-	-	-	-	-	-	-
Trolley	-	-	-	-	-	-	-
Tanker	-	-	-	-	-	-	-
Genser/Diesel Pumps	-	-	-	-	-	-	-
Mini Tractor	-	-	-	-	-	-	-
10. Native Species	-	-	-	-	-	-	-
11. ANR (Eco-Restoration)	-	-	-	-	-	-	-
Total NPV Minor Works (APO 2022-23)	11,908.00	-	1,38,056.00	4,55,112.00	-	-	6,05,076.00
18- Maintenance (NPV) APO 2022-23							
(A) 2017-18							
1. Tall Plantation	-	-	-	-	-	-	-
2. NH TP	-	30,810.00	-	-	-	-	30,810.00
3. Beautification of roads	-	-	-	-	-	-	-



Particular	C.F. West						Total C.F. West
	11	12	13	14	15	16	
	D.F.O.Hissar	D.F.O.Sirsa	D.F.O.Fatehabad	D.F.O.Jind	D.F.O.Bhiwani	D.F.O.Dadri	
(B) 2018-19							
1. Tall Plantation	-	-	-	-	-	-	-
2. NH TP	-	-	-	-	-	-	-
3. NH Shurb	-	-	-	-	-	-	-
4. ECO Restoration	-	-	-	-	-	-	-
5. Herbal Forests	-	-	-	-	-	-	-
(C) 2019-20							
1. Tall Plantation	-	-	-	-	-	25,569.00	25,569.00
(D) 2020-21							
1. Tall Plantation	-	87,317.00	-	-	-	2,05,699.00	2,93,016.00
2. Ridge Plantation	-	-	-	-	-	-	-
3. Eco Restoration	-	-	-	-	-	-	-
(E) 2021-22							
1. Tall Plantation	57,706.00	85,190.00	-	-	57,704.00	2,27,044.00	4,27,644.00
2. Ridge Plantation	-	46,492.00	-	-	-	-	46,492.00
3. Eco Restoration	-	-	-	-	-	-	-
Total NPV-Maintenance Works (APO 2022-23)	57,706.00	2,49,809.00	-	-	57,704.00	4,58,312.00	8,23,531.00
Total NPV Expenditure (APO 2022-23)	69,614.00	2,49,809.00	1,38,056.00	4,55,112.00	57,704.00	4,58,312.00	14,28,607.00
APO 2023-24							
NPV-Minor Works (APO 2023-24)							
1. Tall Plantation	-	-	-	-	-	-	-
2. Ridge Plantation	-	-	-	-	-	-	-
3. Native Species	-	-	-	-	-	-	-
4. Planation on Alkali Soils	-	-	-	-	-	-	-
5. Fencing	-	-	-	-	-	-	-
6. Infrastructure	-	-	-	-	-	-	-
(a) Building							
Range Residence	-	-	-	-	-	-	-
Range Office	-	-	-	-	-	-	-
Forester Qauter/Block Office	-	-	-	-	-	-	-
Forester Guard Hut	-	-	-	-	-	-	-
Toilet	-	-	-	-	-	-	-



Particular	C.F. West						Total C.F. West
	11	12	13	14	15	16	
	D.F.O.Hissar	D.F.O.Sirsa	D.F.O.Fatehabad	D.F.O.Jind	D.F.O.Bhiwani	D.F.O.Dadri	
(b) Vehicles/Machinery							
Balero Jeep	-	-	-	-	-	-	-
Bolero Camper	-	-	-	-	-	-	-
Tractor	-	-	-	-	-	-	-
Trolley	-	-	-	-	-	-	-
Tanker	-	-	-	-	-	-	-
Rotavator/Harrow/Cultivator	-	-	-	-	-	-	-
Genset/Diesel Pumps	-	-	-	-	-	-	-
7. Soil & Moisture Conservation Works	-	-	-	-	-	-	-
8. Conservation/Restoration of Protection of Kila Zafargarh PF/Quila	-	-	-	-	-	-	-
9. Survey and Demarcation	-	-	-	-	-	-	-
(a) DGPS	-	-	-	-	-	-	-
(B) Workstation	-	-	-	-	-	-	-
(c) Arc GIS Software	-	-	-	-	-	-	-
(e) Access rights of viewing satellite imageries	-	-	-	-	-	-	-
(f) Development of web and mobile based software	-	-	-	-	-	-	-
(g) Procurement of drones for mapping of CAMPA plantations including	-	-	-	-	-	-	-
10. ANR	-	-	-	-	-	-	-
Total NPV Minor Works NPV (2023-24)	-	-	-	-	-	-	-
NPV Maintenance Works (APO 2023-24)							
(A) 2018-19							
1. ANR Plantation	-	-	-	-	-	-	-
2. Ridge Plantation	-	-	-	-	-	-	-
3. Tall Plantation	4,88,810.00	3,37,922.00	4,00,008.00	7,11,463.00	2,05,688.00	87,019.00	22,30,910.00
4. Plantation on National Highways.	1,86,279.00	-	1,73,831.00	2,69,471.00	-	-	6,29,581.00
5. Beautification of District Roads.	-	-	-	-	-	-	-
6. Native Species	47,753.00	-	42,045.00	-	-	-	89,798.00
7. NH Shurb	92,388.00	-	88,592.00	1,54,451.00	-	-	3,35,431.00
8. Eco Restoration	-	-	-	-	-	-	-
(B) 2019-20							
1. ANR Plantation	-	-	-	-	-	-	-
2. Ridge Plantation	31,649.00	-	-	-	-	-	31,649.00
3. Tall Plantation	1,20,273.00	1,26,621.00	63,138.00	1,25,071.00	1,99,783.00	84,309.00	7,19,195.00
4. Plantation on National Highways.	-	-	-	-	-	-	-
5. Beautification of District Roads.	-	-	-	-	-	-	-




Particular	C.F. West						Total C.F. West
	11	12	13	14	15	16	
	D.F.O.Hissar	D.F.O.Sirsa	D.F.O.Fatehabad	D.F.O.Jind	D.F.O.Bhiwani	D.F.O.Dadri	
(C) 2020-21							
1. ANR Plantation	-	-	-	-	-	-	-
2. Ridge Plantation	-	-	-	59,188.00	-	-	59,188.00
3. Tall Plantation	4,06,164.00	4,22,397.00	12,40,311.00	9,43,494.00	11,43,396.00	1,99,073.00	43,54,835.00
4. Plantation on National Highways.	-	-	-	-	-	-	-
5. Beautification of District Roads.	-	-	-	-	-	-	-
6. Native Species	-	-	-	-	-	-	-
7. Eco Restoration	-	-	-	-	-	-	-
(D) 2021-22							
1. ANR Plantation	-	-	-	-	-	-	-
2. Ridge Plantation	-	2,61,468.00	8,62,146.00	-	-	-	11,23,614.00
3. Tall Plantation	20,86,439.00	8,52,121.00	49,02,169.00	33,91,147.00	23,74,183.00	3,89,626.00	1,39,95,685.00
4. Plantation on National Highways.	-	-	-	-	-	-	-
5. Beautification of District Roads.	-	-	-	-	-	-	-
6. Eco Restoration	-	-	-	-	-	-	-
7. Native Species	-	-	-	-	-	-	-
8. Alkali Soil	-	-	-	-	-	-	-
(E) 2022-23							
1. ANR Plantation	-	-	-	-	1,65,333.00	-	1,65,333.00
2. Ridge Plantation	-	94,507.00	17,94,407.00	3,41,076.00	-	-	22,29,990.00
3. Tall Plantation	7,32,300.00	7,27,960.00	6,58,272.00	10,10,510.00	4,57,982.00	-	35,87,024.00
4. Plantation on National Highways.	-	-	-	-	-	-	-
5. Beautification of District Roads.	-	-	-	-	-	-	-
6. Native Species	-	-	-	-	-	-	-
7. ANR SMC	-	-	-	-	-	-	-
Total 18 Maintenance NPV (APO 2023-24)	41,92,055.00	28,22,996.00	1,02,24,919.00	70,05,871.00	45,46,365.00	7,60,027.00	2,95,52,233.00
Total NPV Expenditure (APO 2023-24)	41,92,055.00	28,22,996.00	1,02,24,919.00	70,05,871.00	45,46,365.00	7,60,027.00	2,95,52,233.00
Total NPV Minor Works (APO 2022-23 & 2023-24)	11,908.00	-	1,38,056.00	4,55,112.00	-	-	6,05,076.00
Total NPV Maintenance Works (APO 2022-23 & 2023-24)	42,49,761.00	30,72,805.00	1,02,24,919.00	70,05,871.00	46,04,069.00	12,18,339.00	3,03,75,764.00
Total NPV Expenditure (APO 2022-23 & 2023-24)	42,61,669.00	30,72,805.00	1,03,62,975.00	74,60,983.00	46,04,069.00	12,18,339.00	3,09,80,840.00




Annexure-2.4


Particular	C.F. South						Total C.F.South
	17	18	19	20	21	22	
	D.F.O.Gurgaon	D.F.O.Faridabad	D.F.O.Rewari	D.F.O.Mohindergarh	D.F.O.Palwal	D.F.O.Nuh Mewat	
Net Present Value (NPV)							
APO 2022-23							
NPV-Minor Works (APO 2022-23)							
1. Ridge Plantation	-	-	-	-	-	-	-
2. Tall Plantation	-	-	-	-	-	3,72,698.00	3,72,698.00
3. Plantation of TP on strips of Block Forests	-	-	-	-	-	-	-
4. Soil and Moisture Conservation	-	-	-	-	-	-	-
5. Wildlife	-	-	-	-	-	-	-
6. Proposals of Development Wing	-	-	-	-	-	-	-
7. Eco-Restoration Plantation	-	-	-	-	-	4,87,277.00	4,87,277.00
8. Stabilization & greening of Vehicle cliffs in Shivaliks	-	-	-	-	-	-	-
9. Infrastructure of Forest Protection							
(a) Building							
Range Residence	-	-	-	-	-	-	-
Range Office	-	-	-	-	-	-	-
Forester Quarter/Block Office	-	-	-	-	-	-	-
Forester Guard Hut	-	-	-	-	-	-	-
Toilet	-	-	-	-	-	-	-
(b) Vehicles/Machinery							
Balero Jeep	-	-	-	-	-	-	-
Bolero Camper	-	-	-	-	-	-	-
Tractor	-	-	-	-	-	-	-
Trolley	-	-	-	-	-	-	-
Tanker	-	-	-	-	-	-	-
Generator/Diesel Pumps	-	-	-	-	-	-	-
Mini Tractor	-	-	-	-	-	-	-
10. Native Species	-	-	-	-	-	3,11,416.00	3,11,416.00
11. ANR (Eco-Restoration)	-	-	-	-	-	-	-
Total NPV Minor Works (APO 2022-23)	-	-	-	-	-	11,71,391.00	11,71,391.00
18- Maintenance (NPV) APO 2022-23							
(A) 2017-18							
1. Tall Plantation	-	-	-	1,54,159.00	27,966.00	-	1,82,125.00
2. NH TP	-	-	-	-	-	-	-
3. Beautification of roads	-	-	-	-	-	-	-




Particular	C.F. South						Total C.F.South
	17	18	19	20	21	22	
	D.F.O.Gurgaon	D.F.O.Faridabad	D.F.O.Rewari	D.F.O.Mohindergarh	D.F.O.Palwal	D.F.O.Nuh Mewat	
(B) 2018-19							
1. Tall Plantation	-	-	-	4,10,845.00	83,726.00	-	4,94,571.00
2. NH TP	-	-	-	-	-	-	-
3. NH Shurb	-	-	-	-	-	-	-
4. ECO Restoration	1,51,134.00	-	-	-	-	-	1,51,134.00
5. Herbal Forests	-	-	-	-	-	-	-
(C) 2019-20							
1. Tall Plantation	-	-	-	1,26,238.00	34,240.00	-	1,60,478.00
(D) 2020-21							
1. Tall Plantation	1,73,729.00	-	-	7,95,781.00	14,770.00	-	9,84,280.00
2. Ridge Plantation	-	-	-	-	18,595.00	-	18,595.00
3. Eco Restoration	-	-	-	-	-	-	-
(E) 2021-22							
1. Tall Plantation	-	-	4,39,320.00	-	7,76,747.00	-	12,16,067.00
2. Ridge Plantation	-	-	-	-	-	-	-
3. Eco Restoration	1,86,837.00	-	-	-	-	-	1,86,837.00
Total NPV-Maintenance Works (APO 2022-23)	5,11,700.00	-	4,39,320.00	14,87,023.00	9,56,044.00	-	33,94,087.00
Total NPV Expenditure (APO 2022-23)	5,11,700.00	-	4,39,320.00	14,87,023.00	9,56,044.00	11,71,391.00	45,65,478.00
APO 2023-24							
NPV-Minor Works (APO 2023-24)							
1. Tall Plantation	-	-	-	-	-	-	-
2. Ridge Plantation	-	-	-	-	-	-	-
3. Native Species	-	-	-	-	-	-	-
4. Planation on Alkali Soils	-	-	-	-	-	-	-
5. Fencing	-	-	-	-	-	-	-
6. Infrastructure							
(a) Building							
Range Residence	-	-	-	-	-	-	-
Range Office	-	-	-	-	-	-	-
Forester Qauter/Block Office	-	-	-	-	-	-	-
Forester Guard Hut	-	-	-	-	-	-	-
Toilet	-	-	-	-	-	-	-



Particular	C.F. South						Total C.F.South
	17	18	19	20	21	22	
	D.F.O.Gurgaon	D.F.O.Faridabad	D.F.O.Rewari	D.F.O.Mohindergarh	D.F.O.Palwal	D.F.O.Nuh Mewat	
(b) Vehicles/Machinery							
Balero Jeep	-	-	-	-	-	-	-
Bolero Camper	-	-	-	-	-	-	-
Tractor	-	-	-	-	-	-	-
Trolley	-	-	-	-	-	-	-
Tanker	-	-	-	-	-	-	-
Rotavator/Harrow/Cultivator	-	-	-	-	-	-	-
Genset/Diesel Pumps	-	-	-	-	-	-	-
7. Soil & Moisture Conservation Works	-	-	-	-	-	-	-
8. Conservation/Restoration of Protection of Kila Zafargarh PF/Quila	-	-	-	-	-	-	-
9. Survey and Demarcation							
(a) DGPS	-	-	-	-	-	-	-
(B) Workstation	-	-	-	-	-	-	-
(c) Arc GIS Software	-	-	-	-	-	-	-
(e) Access rights of viewing satellite imageries	-	-	-	-	-	-	-
(f) Development of web and mobile based software	-	-	-	-	-	-	-
(g) Procurement of drones for mapping of CAMPA plantations including	-	-	-	-	-	-	-
10. ANR	-	-	-	-	-	-	-
Total NPV Minor Works NPV (2023-24)	-	-	-	-	-	-	-
NPV Maintenance Works (APO 2023-24)							
(A) 2018-19							
1. ANR Plantation	-	-	-	-	-	-	-
2. Ridge Plantation	-	-	-	-	-	-	-
3. Tall Plantation	2,08,662.00	-	40,967.00	1,83,466.00	94,828.00	1,79,188.00	7,07,111.00
4. Plantation on National Highways.	-	-	-	-	-	-	-
5. Beautification of District Roads.	-	-	-	-	-	-	-
6. Native Species	-	79,485.00	6,258.00	-	-	4,24,531.00	5,10,274.00
7. NH Shurb	-	-	-	-	-	-	-
8. Eco Restoration	-	3,04,875.00	-	3,89,416.00	-	5,98,250.00	12,92,541.00
(B) 2019-20							
1. ANR Plantation	-	-	-	-	-	-	-
2. Ridge Plantation	-	-	-	-	-	-	-
3. Tall Plantation	-	-	24,966.00	38,938.00	1,00,852.00	1,07,969.00	2,72,725.00
4. Plantation on National Highways.	-	-	-	-	-	-	-
5. Beautification of District Roads.	-	-	-	-	-	-	-



Particular	C.F. South						Total C.F.South
	17	18	19	20	21	22	
	D.F.O.Gurgaon	D.F.O.Faridabad	D.F.O.Rewari	D.F.O.Mohindergarh	D.F.O.Palwal	D.F.O.Nuh Mewat	
(C) 2020-21							
1. ANR Plantation	-	-	-	-	-	-	-
2. Ridge Plantation	-	-	-	-	82,647.00	-	82,647.00
3. Tall Plantation	4,12,343.00	3,25,588.00	1,28,912.00	3,80,192.00	1,80,809.00	4,09,541.00	18,37,385.00
4. Plantation on National Highways.	-	-	-	-	-	-	-
5. Beautification of District Roads.	-	-	-	-	-	-	-
6. Native Species	-	-	-	-	-	3,13,504.00	3,13,504.00
7. Eco Restoration	-	-	-	2,32,909.00	-	3,78,796.00	6,11,705.00
(D) 2021-22							
1. ANR Plantation	-	-	-	-	-	-	-
2. Ridge Plantation	-	-	-	-	-	-	-
3. Tall Plantation	36,277.00	12,26,893.00	16,03,490.00	-	16,23,631.00	16,05,595.00	60,95,886.00
4. Plantation on National Highways.	-	-	-	-	-	-	-
5. Beautification of District Roads.	-	-	-	-	-	-	-
6. Eco Restoration	1,66,111.00	-	-	-	-	23,83,219.00	25,49,330.00
7. Native Species	-	-	-	-	-	14,69,128.00	14,69,128.00
8. Alkali Soil	-	-	-	-	-	-	-
(E) 2022-23							
1. ANR Plantation	-	-	-	-	-	-	-
2. Ridge Plantation	-	-	-	-	-	4,16,125.00	4,16,125.00
3. Tall Plantation	-	7,79,828.00	10,63,877.00	-	5,37,809.00	7,05,631.00	30,87,145.00
4. Plantation on National Highways.	-	-	-	-	-	-	-
5. Beautification of District Roads.	-	-	-	-	-	-	-
6. Native Species	-	-	-	-	-	29,48,377.00	29,48,377.00
7. ANR SMC	-	-	-	-	-	-	-
Total 18 Maintenance NPV (APO 2023-24)	8,23,393.00	27,16,669.00	28,68,470.00	12,24,921.00	26,20,576.00	1,19,39,854.00	2,21,93,883.00
Total NPV Expenditure (APO 2023-24)	8,23,393.00	27,16,669.00	28,68,470.00	12,24,921.00	26,20,576.00	1,19,39,854.00	2,21,93,883.00
Total NPV Minor Works (APO 2022-23 & 2023-24)	-	-	-	-	-	11,71,391.00	11,71,391.00
Total NPV Maintenance Works (APO 2022-23 & 2023-24)	13,35,093.00	27,16,669.00	33,07,790.00	27,11,944.00	35,76,620.00	1,19,39,854.00	2,55,87,970.00
Total NPV Expenditure (APO 2022-23 & 2023-24)	13,35,093.00	27,16,669.00	33,07,790.00	27,11,944.00	35,76,620.00	1,31,11,245.00	2,67,59,361.00



Annexure-3

Particular	DWLO				Total
	23	24	25	26	
	DWLO Panchkula	DWLO Rohtak	DWLO Gurugram	DWLO Hisar	
Treatment Center Hisar					
1					
1	-	-	-	7,97,819.00	7,97,819.00
Hisar Division area					
2	-	-	-	8,82,826.00	8,82,826.00
3	-	-	-	52,912.00	52,912.00
Community Reserve Dhangar, Fatehabad					
4	-	-	-	7,21,750.00	7,21,750.00
5	-	-	-	89,760.00	89,760.00
6	-	-	-	1,27,285.00	1,27,285.00
Bir Bara Ban Jind C. Reserve, Jind					
7	-	-	-	33,54,852.00	33,54,852.00
8	-	-	-	2,06,470.00	2,06,470.00
9	-	-	-	1,62,580.00	1,62,580.00
10	-	-	-	5,98,208.00	5,98,208.00
Total Wildlife Activity					
	-	-	-	69,94,462.00	69,94,462.00



Annexure-4

Particular		27
		DFO Research Pinjore
1	Expenditure	-
Total		-

Particular		28
		DFO Seed Pinjore
1	Expenditure	-
Total		-

Particular		29
		DFO Training Pinjore
1	Expenditure	-
Total		-

Particular		30
		DFO Training Sohna
1	Training Expenditure	4,48,000.00
Total		4,48,000.00

Particular		31
		DFO IT Panchkula
1	Expenditure	-
Total		-

Grand Total Research & Development Activities		4,48,000.00
--	--	--------------------

