



# **ANNUAL STATEMENT OF ACCOUNTS**

**(RECEIPT AND PAYMENT ACCOUNT)**

**(2022-23)**

**HARYANA CAMPA (STATE AUTHORITY)**

**VAN BHAWAN, SECTOR-6,**

**PANCHKULA**

**COMPENSATORY AFFORESTATION FUND MANAGEMENT AND PLANNING AUTHORITY STATE CAMPA HARYANA  
RECEIPTS AND PAYMENTS ACCOUNT FOR THE YEAR 2022-23**

Receipts				Payments			
Particulars	Schedule	Currunt year (2022-23)	Previous year (2021-22)	Particulars	Schedule	Currunt year (2022-23)	Previous year (2021-22)
<b>(1) Opening Bank Balance</b>				<b>(3) Expenditure</b>			
(a) Bank Accounts Balance	1	33,01,52,304.69	1,04,52,53,058.00	(a) Compensatory Afforestation	7	71,61,11,179.00	77,78,47,031.00
				(b) Works under N.P.V	8	62,79,98,850.00	1,34,32,31,713.00
				(c) Payment met from Interest	9	1,67,07,591.00	1,33,44,346.40
				(d) Bank Charges	10	598.85	8,758.81
				(e) Previous Year Cheque Cleared	11	2,60,84,185.00	1,11,51,830.00
				(f) Other Payment	12	25,000.00	16,887.00
				(g) Excess amount paid Recoverable	13	14,036.00	5,17,578.00
				(h) Refund to State CAMPA Punjab	14	4,77,400.00	1,23,585.00
				(I) Amount Transferred to Treasury	15	31,00,66,611.00	-
<b>Total</b>		<b>33,01,52,304.69</b>	<b>1,04,52,53,058.00</b>	<b>Total</b>		<b>1,69,74,85,450.85</b>	<b>2,14,62,41,729.21</b>
<b>(2) Receipts</b>				<b>(4) Closing bank balances as per Bank A/c</b>			
(a) Receipt from				(a) Bank Accounts Balance	16	37,98,427.84	33,01,52,304.69
(i) Ad-hoc CAMPA, New Delhi		-	-				
(ii) State Compensatory Afforestation Fund (SCAF)	2	1,35,46,10,071.00	1,35,09,42,000.00				
(b) Receipt from sources other than Adhoc CAMPA	3	-	24,60,315.00				
(c) Receipts from Interest on Saving Bank Accounts	4	1,62,17,868.00	1,26,60,092.75				
(d) Receipts from Interest on FDR's (Sweep account)	5	63,606.00	3,61,56,395.15				
(f) Cheque issued but not Presented for Payment	6	-	2,60,84,185.00				
(h) Other Receipts	6	2,40,029.00	28,37,988.00				
<b>Total</b>		<b>1,37,11,31,574.00</b>	<b>1,43,11,40,975.90</b>	<b>Total</b>		<b>37,98,427.84</b>	<b>33,01,52,304.69</b>
<b>Grand Total</b>		<b>1,70,12,83,878.69</b>	<b>2,47,63,94,033.90</b>	<b>Grand Total</b>		<b>1,70,12,83,878.69</b>	<b>2,47,63,94,033.90</b>

Compiled from Annual Accounts and  
Information and Explanation given to us  
FOR K PAWAN & CO.

CHARTERED ACCOUNTANT  
F.R.N. 036718N

(CA PAWAN KUMAR)  
PROPRIETOR  
M.NO. 556607

UDIN : 2655667P5Q2S0A6453

Date : 21/04/2026

PLACE : PANCHKULA


*(Signature)*  
Dy. Chief Executive Officer,  
State CAMPA (State Authority)  
Haryana, Panchkula

*(Signature)*  
Chief Executive Officer  
CAMPA, State Authority, Haryana


*(Signature)*  
Chairman Executive Committee  
CAMPA, State Authority, Haryana

**Schedule-1 : Opening Balances**


S. No.	Name of Office	Account Number	Balance as on 01.04.2022			Balance as on 01.04.2021		
			Saving	Sweep	Total	Saving	Sweep	Total
1	D.F.O Morni Pinjore	Corp-520101203269876	51,004.00	-	51,004.00	49,515.00	-	49,515.00
		Canara-60211010069	-	-	-	-	-	-
		HDFC-50100380787156	2,57,908.00	-	2,57,908.00	50,904.00	-	50,904.00
2	D.F.O Ambala	Canara-2030101560840	27,928.63	2,29,588.00	2,57,516.63	25,982.00	2,14,361.00	2,40,343.00
		HDFC-50100381752482	-	-	-	-	-	-
		HDFC-50100165220210	49.55	-	49.55	-	-	-
3	D.F.O Yamunanagar	Corp-520101246461000	-	-	-	54,880.00	11,890.00	66,770.00
		Canara-2060101060266	-	-	-	-	-	-
		HDFC-50100344719351	-	-	-	-	-	-
4	D.F.O Kurukshetra	Corp-1520101209457593	1,147.00	-	1,147.00	1,138.00	-	1,138.00
		Canara-3224101005545	32,229.47	45,287.00	77,516.47	28,908.00	43,740.00	72,648.00
		HDFC-50100380492111	7.00	-	7.00	-	-	-
5	D.F.O. Kaithal	Corp-1520101201904612	14.11	-	14.11	-	-	-
		Canara-2045101024041	-	-	-	-	-	-
		HDFC-50100376010190	-	-	-	28,420.00	-	28,420.00
6	D.F.O Karnal	UBI-379902010053973	1,233.09	-	1,233.09	-	-	-
		Canara-3264101003603	25,222.70	39,438.00	64,660.70	25,387.00	36,347.00	61,734.00
		HDFC- 50100361394018	1.00	-	1.00	-	-	-
7	D.F.O Panipat	Corp-520101244869320	1,40,720.23	-	1,40,720.23	1,36,662.00	-	1,36,662.00
		Canara-1399101056858	45,064.80	4,53,334.00	4,98,398.80	25,830.00	4,41,542.00	4,67,372.00
		HDFC-50100082720427	2,042.00	-	2,042.00	-	-	-
8	D.F.O Sonipat	Corp-520101208944059	1,33,035.68	-	1,33,035.68	1,29,186.00	-	1,29,186.00
		Canara-2216101028888	30,656.27	1,34,967.00	1,65,623.27	34,975.00	1,20,554.00	1,55,529.00
		HDFC-50100379630558	-	-	-	-	-	-
9	D.F.O Rohtak	Corp-520101245284318	92,250.25	-	92,250.25	89,592.00	-	89,592.00
		Canara-1171101410754	142.00	-	142.00	138.00	-	138.00
		HDFC- 50100361832870	-	-	-	-	-	-
10	D.F.O Jhajjar	Corp-520101201334549	-	-	-	-	-	-
		Canara-3233101006748	25,995.73	76,420.00	1,02,415.73	25,254.00	71,000.00	96,254.00
		HDFC- 50100380493367	-	-	-	-	-	-



S. No.	Name of Office	Account Number	Balance as on 01.04.2022			Balance as on 01.04.2021		
			Saving	Sweep	Total	Saving	Sweep	Total
11	D.F.O.Hissar	Corp-52010121199405	93,786.62	-	93,786.62	87,627.00	-	87,627.00
		Canara-2990101005980	32,516.65	-	32,516.65	31,591.00	-	31,591.00
		HDFC- 50100378534670	-	-	-	1,78,504.00	-	1,78,504.00
12	D.F.O.Sirsa	Corp-520101201222023	15.22	-	15.22	-	-	-
		Canara-6481101001444	-	-	-	135.00	-	135.00
		HDFC-50100382146819	-	-	-	-	-	-
13	D.F.O.Fatehabad	Corp-520101201667653	27,589.83	-	27,589.83	26,819.00	-	26,819.00
		Canara-2343101023010	65,580.66	44,229.00	1,09,809.66	61,485.00	43,604.00	1,05,089.00
		HDFC-501000379044031	-	-	-	-	-	-
14	D.F.O.Jind	Axis-910010028873845	-	-	-	-	-	-
		Corp-520101202438186	-	-	-	7,119.00	3,664.00	10,783.00
		Canara-2767101009969	-	-	-	11,823.00	89,393.00	1,01,216.00
		HDFC-50100382666880	18,03,689.00	-	18,03,689.00	-	-	-
15	D.F.O.Bhiwani	Corp-520101209136282	-	-	-	-	-	-
		Canara-2036101026772	-	-	-	-	-	-
		HDFC- 50100380734367	3.00	-	3.00	6,980.00	-	6,980.00
16	D.F.O.Dadri	Corp-520101261883843	-	-	-	-	-	-
		Canara-3529101007126	187.00	-	187.00	182.00	-	182.00
		HDFC- 501000928445784	-	-	-	-	-	-
17	D.F.O. Gurgaon	Corp-520361002083447	-	-	-	-	-	-
		Canara-1723101563308	41,478.85	48,703.00	90,181.85	38,274.00	47,046.00	85,320.00
		HDFC-50100069416277	-	-	-	-	-	-
18	D.F.O. Faridabad	Corp-520101202054264	810.44	-	810.44	857.00	-	857.00
		Canara-330101563799	1,61,464.00	-	1,61,464.00	1,56,865.00	-	1,56,865.00
		HDFC-50100347554137	-	-	-	90,342.00	-	90,342.00
19	D.F.O. Rewari	Corp-521010245661944	-	-	-	-	-	-
		Canara-2056101024860	-	-	-	-	-	-
		HDFC- 50100177555451	-	-	-	20,953.00	-	20,953.00
20	D.F.O. Mohindergarh	Corp-521012020902028	-	-	-	-	-	-
		Canara-3225101011276	25,496.73	50,034.00	75,530.73	25,262.00	46,000.00	71,262.00
		HDFC-50100179077591	-	-	-	4,822.00	-	4,822.00



S. No.	Name of Office	Account Number	Balance as on 01.04.2022			Balance as on 01.04.2021		
			Saving	Sweep	Total	Saving	Sweep	Total
21	D.F.O.Palwal	UBI-615002010001005	-	-	-	-	-	-
		Canara-2328101049018	-	-	-	510.00	-	510.00
		HDFC-50100380492134	31.00	-	31.00	-	-	-
22	D.F.O.Nuh Mewat	Union-579602010002588	-	-	-	-	-	-
		Canara-2053101066655	89,537.97	78,640.00	1,68,177.97	82,836.00	75,955.00	1,58,791.00
		HDFC-50100365008942	-	-	-	-	-	-
23	DWLO, Panchkula	Corp-520101262831467	-	-	-	-	-	-
		Canara-5090101000941	17,709.00	-	17,709.00	17,203.00	-	17,203.00
		HDFC-50100380785331	10.00	-	10.00	-	-	-
24	DWLO, Rohtak	Corp-520101245284180	-	-	-	-	-	-
		Canara-1171101410777	1.00	-	1.00	1.00	-	1.00
		HDFC-50100359117860	-	-	-	-	-	-
25	DWLO, Gurugram	Corp-520101223220090	2.00	-	2.00	2.00	-	2.00
		Canara-1723101563347	-	-	-	-	-	-
		HDFC-50100364174116	43,800.00	-	43,800.00	-	-	-
26	DWLO, Hisar	Corp-520101201185561	-	-	-	-	-	-
		Canara-2043101020870	-	-	-	-	-	-
		HDFC-50100380501537	-	-	-	-	-	-
27	D.F.O Research Pinjore	SBI-65096393530	122.00	-	122.00	118.00	-	118.00
		Canara-6021101001592	-	-	-	-	-	-
		HDFC-50100380787054	-	-	-	-	-	-
28	D.F.O Seeds Pinjore	SBI-65095540420	-	-	-	-	-	-
		Canara-6021101001590	-	-	-	-	-	-
		HDFC-50100382892200	-	-	-	-	-	-
29	D.F.O Training Pinjore	SBI-31310201900	-	-	-	-	-	-
		Canara-6021101001506	-	-	-	-	-	-
		HDFC-50100380787410	-	-	-	-	-	-
30	D.F.O Training Sohna	SBI-31345375604	39.40	-	39.40	39.00	-	39.00
		Canara	-	-	-	-	-	-
		HDFC-	-	-	-	-	-	-



S. No.	Name of Office	Account Number	Balance as on 01.04.2022			Balance as on 01.04.2021		
			Saving	Sweep	Total	Saving	Sweep	Total
31	D.F.O.C.F.P Kurukshetra	Corp-520101209408363	1,830.50	-	1,830.50	1,863.00	-	1,863.00
		Canara	-	-	-	-	-	-
		HDFC	-	-	-	-	-	-
32	DFO (IT) Panchkula	Corp-520101209075402	-	-	-	-	-	-
		Canara-1624101015623	-	-	-	395.00	-	395.00
		HDFC	-	-	-	-	-	-
33	CF Publicity & Education Panchkula	Corp-52010120907113	-	-	-	-	-	-
		Canara-1624101015582	-	-	-	-	-	-
		HDFC-50100381690379	-	-	-	-	-	-
34	Head Quarter	Corp-520101209213333	-	-	-	1,318.00	-	1,318.00
		Corp-520144000822929	-	-	-	-	19,10,321.00	19,10,321.00
		Canara-1624101015567	-	-	-	25,194.00	1,89,697.00	2,14,891.00
		HDFC-50100011194158	32,56,79,312.31	-	32,56,79,312.31	(2,09,90,873.00)	1,06,13,12,927.00	1,04,03,22,054.00
<b>Total</b>			<b>32,89,51,664.69</b>	<b>12,00,640.00</b>	<b>33,01,52,304.69</b>	<b>(1,94,04,983.00)</b>	<b>1,06,46,58,041.00</b>	<b>1,04,52,53,058.00</b>



**Schedule-2 : Amount received from Ad-hoc CAMPA and State CAMPA during 2020-21**


**Amount received from Ad-hoc CAMPA New Delhi**

<b>Sr. No.</b>	<b>Particular</b>	<b>2022-23</b>	<b>2021-22</b>
<b>1</b>		-	-
<b>2</b>		-	-
	<b>Total (A)</b>	-	-

**Amount Received State Compensatory Afforestation Fund (SCAF)**

<b>Sr. No.</b>	<b>Particular</b>	<b>2022-23</b>	<b>2021-22</b>
<b>1</b>	Amount Received in Bank	-	1,35,09,42,000.00
<b>2</b>	Amount Received in Treasury (CA+NPV)	1,34,41,10,029.00	-
<b>3</b>	Amount Received in Treasury (Interest)	1,05,00,042.00	-
	<b>Total (B)</b>	<b>1,35,46,10,071.00</b>	<b>1,35,09,42,000.00</b>

	<b>Grand Total (A+B)</b>	<b>1,35,46,10,071.00</b>	<b>1,35,09,42,000.00</b>
--	--------------------------	--------------------------	--------------------------



**Schedule-3 : Receipt of Funds from sources other than Adhoc CAMPA 2020-21**

S. No.	Name of Drawing & Disbursing Officers	Year	2022-23	2021-22
1	Amount Received in HDFC Bank Account Number-50100011194158 from Executive Engineer Haryana State Authority	2021-22	-	1,45,453.00
2	Amount Received in HDFC Bank Account Number-50100011194158 (Party Name not identified)	2021-22	-	21,66,173.00
3	Amount Received in Canara Bank Account Number-1624101015567 (Party Name not identified)	2021-22	-	7,357.00
4	Amount Received in HDFC Bank Account Number-50100011194158 From S.V. Enterprises	2021-22	-	1,41,332.00
<b>Total</b>			-	<b>24,60,315.00</b>




**Schedule-4 : Receipts from Interest on Saving Bank Accounts and FDR's (Sweep account)**


S. No.	Name of Office	Account Number	Bank Interest 2022-23			Bank Interest 2021-22		
			Saving	Sweep A/c	Total	Saving	Sweep A/c	Total
1	D.F.O Morni Pinjore	Corp-520101203269876	1,450.00	-	1,450.00	1,489.00	-	1,489.00
		Canara-60211010069	-	-	-	-	-	-
		HDFC-50100380787156	10,723.00	-	10,723.00	4,516.00	-	4,516.00
2	D.F.O Ambala	Canara-2030101560840	817.00	13,338.00	14,155.00	1,946.63	15,227.00	17,173.63
		HDFC-50100381752482	-	-	-	615.00	-	615.00
		HDFC-50100165220210	-	-	-	67.25	-	67.25
3	D.F.O Yamunanagar	Corp-520101246461000	-	-	-	1,245.70	(1,908.00)	(662.30)
		Canara-2060101060266	-	-	-	-	-	-
		HDFC-50100344719351	887.00	-	887.00	3,345.00	-	3,345.00
4	D.F.O Kurukshetra	Corp-1520101209457593	-	-	-	9.00	-	9.00
		Canara-3224101005545	980.00	2,350.00	3,330.00	883.47	4,003.00	4,886.47
		HDFC-50100380492111	-	-	-	1,176.00	-	1,176.00
5	D.F.O. Kaithal	Corp-1520101201904612	-	-	-	49.51	-	49.51
		Canara-2045101024041	-	-	-	-	-	-
		HDFC-50100376010190	3.00	-	3.00	638.00	-	638.00
6	D.F.O Karnal	UBI-379902010053973	36.00	-	36.00	1,233.09	-	1,233.09
		Canara-3264101003603	761.00	2,071.00	2,832.00	742.70	3,069.00	3,811.70
		HDFC-50100361394018	-	-	-	5,129.00	-	5,129.00
7	D.F.O Panipat	Corp-520101244869320	3,998.00	-	3,998.00	4,111.33	-	4,111.33
		Canara-1399101056858	1,490.00	25,067.00	26,557.00	845.80	30,181.00	31,026.80
		HDFC-50100082720427	62.00	-	62.00	2,052.00	-	2,052.00
8	D.F.O Sonipat	Corp-520101208944059	3,780.00	-	3,780.00	3,885.08	-	3,885.08
		Canara-2216101028888	926.00	7,527.00	8,453.00	832.27	9,262.00	10,094.27
		HDFC-50100379630558	-	-	-	432.00	-	432.00
9	D.F.O Rohtak	Corp-520101245284318	2,621.00	-	2,621.00	2,693.65	-	2,693.65
		Canara-1171101410754	4.00	-	4.00	4.00	-	4.00
		HDFC-50100361832870	-	-	-	8.00	-	8.00
10	D.F.O Jhajjar	Corp-520101201334549	-	-	-	-	-	-
		Canara-3233101006748	763.00	4,469.00	5,232.00	741.73	5,420.00	6,161.73
		HDFC-50100380493367	-	-	-	182.00	-	182.00




S. No.	Name of Office	Account Number	Bank Interest 2022-23			Bank Interest 2021-22		
			Saving	Sweep A/c	Total	Saving	Sweep A/c	Total
11	D.F.O.Hissar	Corp-52010121199405	5,699.00	-	5,699.00	6,159.62	-	6,159.62
		Canara-2990101005980	953.00	-	953.00	925.65	-	925.65
		HDFC- 50100378534670	85.00	-	85.00	902.00	-	902.00
12	D.F.O.Sirsa	Corp-520101201222023	-	-	-	-	-	-
		Canara-6481101001444	-	-	-	1.00	-	1.00
		HDFC-50100382146819	915.00	-	915.00	816.00	-	816.00
13	D.F.O.Fatehabad	Corp-520101201667653	783.00	-	783.00	806.23	-	806.23
		Canara-2343101023010	1,931.00	2,468.00	4,399.00	1,811.66	2,909.00	4,720.66
		HDFC-501000379044031	124.00	-	124.00	68.00	-	68.00
14	D.F.O.Jind	Axis-910010028873845	-	-	-	-	-	-
		Corp-520101202438186	-	-	-	88.17	-	88.17
		Canara-2767101009969	-	-	-	126.54	1,292.00	1,418.54
		HDFC-50100382666880	41,506.00	-	41,506.00	152.00	-	152.00
15	D.F.O.Bhiwani	Corp-520101209136282	-	-	-	-	-	-
		Canara-2036101026772	-	-	-	-	-	-
		HDFC- 50100380734367	-	-	-	5,348.00	-	5,348.00
16	D.F.O.Dadri	Corp-520101261883843	-	-	-	-	-	-
		Canara-3529101007126	4.00	-	4.00	5.00	-	5.00
		HDFC- 501000928445784	8.00	-	8.00	10.00	-	10.00
17	D.F.O. Gurgaon	Corp-520361002083447	-	-	-	-	-	-
		Canara-1723101563308	1,254.00	2,527.00	3,781.00	1,152.85	4,299.00	5,451.85
		HDFC-50100069416277	-	-	-	845.00	-	845.00
18	D.F.O. Faridabad	Corp-520101202054264	24.00	-	24.00	24.24	-	24.24
		Canara-330101563799	4,734.00	-	4,734.00	4,599.00	-	4,599.00
		HDFC-50100347554137	-	-	-	413.00	-	413.00
19	D.F.O. Rewari	Corp-521010245661944	-	-	-	-	-	-
		Canara-2056101024860	-	-	-	-	-	-
		HDFC- 50100177555451	19.00	-	19.00	69.00	-	69.00
20	D.F.O. Mohindergarh	Corp-521012020902028	-	-	-	-	-	-
		Canara-3225101011276	163.00	(290.00)	(127.00)	734.73	3,534.00	4,268.73
		HDFC-50100179077591	-	-	-	134.00	-	134.00



S. No.	Name of Office	Account Number	Bank Interest 2022-23			Bank Interest 2021-22		
			Saving	Sweep A/c	Total	Saving	Sweep A/c	Total
21	D.F.O.Palwal	UBI-615002010001005	-	-	-	-	-	-
		Canara-2328101049018	18.00	-	18.00	9.85	-	9.85
		HDFC-50100380492134	-	-	-	38.00	-	38.00
22	D.F.O.Nuh Mewat	Union-579602010002588	-	-	-	-	-	-
		Canara-2053101066655	2,684.00	4,079.00	6,763.00	2,491.97	6,949.00	9,440.97
		HDFC-50100365008942	-	-	-	20,980.00	-	20,980.00
23	DWLO, Panchkula	Corp-520101262831467	-	-	-	68.32	-	68.32
		Canara-5090101000941	518.00	-	518.00	506.00	-	506.00
		HDFC-50100380785331	-	-	-	14.00	-	14.00
24	DWLO, Rohtak	Corp-520101245284180	-	-	-	-	-	-
		Canara-1171101410777	-	-	-	-	-	-
		HDFC-50100359117860	-	-	-	-	-	-
25	DWLO, Gurugram	Corp-520101223220090	-	-	-	-	-	-
		Canara-1723101563347	-	-	-	-	-	-
		HDFC-50100364174116	101.00	-	101.00	-	-	-
26	DWLO, Hisar	Corp-520101201185561	-	-	-	-	-	-
		Canara-2043101020870	-	-	-	-	-	-
		HDFC-50100380501537	358.00	-	358.00	1,529.00	-	1,529.00
27	D.F.O Research Pinjore	SBI-65096393530	4.00	-	4.00	4.00	-	4.00
		Canara-6021101001592	-	-	-	-	-	-
		HDFC-50100380787054	-	-	-	-	-	-
28	D.F.O Seeds Pinjore	SBI-65095540420	-	-	-	-	-	-
		Canara-6021101001590	-	-	-	-	-	-
		HDFC-50100382892200	-	-	-	4,353.00	-	4,353.00
29	D.F.O Training Pinjore	SBI-31310201900	-	-	-	-	-	-
		Canara-6021101001506	-	-	-	-	-	-
		HDFC-50100380787410	-	-	-	-	-	-
30	D.F.O Training Sohna	SBI-31345375604	-	-	-	0.40	-	0.40
		Canara	-	-	-	-	-	-
		HDFC-	-	-	-	-	-	-




S. No.	Name of Office	Account Number	Bank Interest 2022-23			Bank Interest 2021-22		
			Saving	Sweep A/c	Total	Saving	Sweep A/c	Total
31	D.F.O.C.F.P Kurukshetra	Corp-520101209408363	52.00	-	52.00	56.00	-	56.00
		Canara	-	-	-	-	-	-
		HDFC	-	-	-	-	-	-
32	DFO (IT) Panchkula	Corp-520101209075402	-	-	-	-	-	-
		Canara-1624101015623	-	-	-	6.00	-	6.00
		HDFC	-	-	-	-	-	-
33	CF Publicity & Education Panchkula	Corp-52010120907113	-	-	-	-	-	-
		Canara-1624101015582	-	-	-	-	-	-
		HDFC-50100381690379	39.00	-	39.00	167.00	-	167.00
34	Head Quarter	Corp-520101209213333	-	-	-	10.31	-	10.31
		Corp-520144000822929	-	-	-	942.00	55,605.15	56,547.15
		Canara-1624101015567	-	-	-	535.00	30,640.00	31,175.00
		HDFC-50100011194158	1,61,26,591.00	-	1,61,26,591.00	1,25,64,317.00	3,59,85,913.00	4,85,50,230.00
<b>Total</b>			<b>1,62,17,868.00</b>	<b>63,606.00</b>	<b>1,62,81,474.00</b>	<b>1,26,60,092.75</b>	<b>3,61,56,395.15</b>	<b>4,88,16,487.90</b>



**Schedule-5 : Various Uncashed Cheques/ DD/ RTGS/NEFT etc.**

<b>S. No.</b>	<b>Name of Division</b>	<b>2022-23</b>	<b>2021-22</b>
1	D.F.O Morni Pinjore	-	1,77,86,591.00
2	D.F.O. Kaithal	-	89,773.00
3	D.F.O.Fatehabad	-	20,05,000.00
4	D.F.O.Palwal	-	26,000.00
5	DWLO, Gurugram	-	43,800.00
6	DFO, Rohtak	-	88,632.00
7	DFO, Jind	-	4,40,977.00
8	DFO, Dadri	-	56,03,412.00
<b>Total</b>		-	<b>2,60,84,185.00</b>




### Schedule-6 : Other Receipts

S. No.	Particular	2022-23	2021-22
1	DD Cancelled (DFO Mewat)	-	25,74,000.00
2	FD Matured (DFO Yamunanagar)	-	2,16,988.00
3	Car Use Deduction (Head Office)	12,000.00	22,000.00
4	GPF Deduction (Head Office)	-	25,000.00
5	Recovery from Shree Cement (DFO Yamunangar)	2,28,029.00	-
<b>Total</b>		<b>2,40,029.00</b>	<b>28,37,988.00</b>




**Schedule-7 : Expenditure incurred on Compensatory Afforestation (C.A)**


Particular	2022-23	2021-22
<b>Componsatory Afforestation</b>		
<b>APO 2020-21</b>		
<b>CA-Minor Works (APO 2020-21)</b>		
1. Ridge Plantation	-	45,908.00
2. Tall Plantation	-	21,55,312.00
3. Fencing	-	28,46,268.00
4. SMC	-	3,12,69,345.00
5. Supervisory Charges	-	56,505.00
<b>Total CA Minor Work (APO 2020-21)</b>	-	<b>3,63,73,338.00</b>
<b>CA- Maintenance Work APO (2020-21)</b>		
<b>(C) 2017-18</b>		
1. Tall Plantation	-	18,675.00
<b>(D) 2018-19</b>		
1. Tall Plantation	-	3,18,438.00
<b>(E) 2019-20</b>		
1. Tall Plantation	-	1,66,872.00
<b>Total CA-Maintenance Works (APO 2020-21)</b>	-	<b>5,03,985.00</b>
<b>Total CA Expenditure (APO 2020-21)</b>	-	<b>3,68,77,323.00</b>




Particular	2022-23	2021-22
<b>APO 2021-22</b>		
<b>CA-Minor Works (APO 2021-22)</b>		
1. Ridge Plantation	-	-
2. Tall Plantation	-	44,36,93,112.00
3. Fencing	-	1,98,85,646.00
4. SMC	18,69,848.00	7,30,84,155.00
5. Supervisory Charges	-	11,36,528.00
6. Small Plants	-	6,16,70,063.00
7. Other Charges	-	30,57,272.00
8. Native Species	-	-
9. Alkali Plantation	-	-
10. Digging of Periphery Trench	-	4,88,736.00
<b>Total CA Minor Work (APO 2021-22)</b>	<b>18,69,848.00</b>	<b>60,30,15,512.00</b>
<b>CA-Maintenance Works (APO 2021-22)</b>		
<b>(A) 2016-17</b>		
1.Ridge Plantation	-	9,73,310.00
2.Tall Plantation	-	1,10,88,836.00
3.Pit cum trench	-	7,46,939.00
4. Small Plants	-	6,63,718.00
<b>(B) 2017-18</b>		
1.Ridge Plantation	-	12,535.00
2.Tall Plantation	-	91,44,174.00
3.Small Plants	-	53,510.00




Particular	2022-23	2021-22
<b>(C) 2018-19</b>		
1.Ridge Plantation	-	-
2.Tall Plantation	-	1,68,19,807.00
3.Small Plants	-	14,33,635.00
<b>(D) 2019-20</b>		
1.Ridge Plantation	-	-
2.Tall Plantation	-	1,34,55,689.00
3.Small Plants	-	6,30,680.00
<b>(E) 2020-21</b>		
1.Ridge Plantation	-	3,05,941.00
2.Tall Plantation	-	6,15,89,393.00
3.Tall Plantation	-	20,60,425.00
4.Native Species Plantation	-	21,82,849.00
5.Akali Plantation	-	8,78,967.00
6.Trench cum Pit Plantation	-	7,01,720.00
7.Small Plants	-	1,52,12,068.00
<b>Total CA Maintenance (APO 2021-22)</b>	-	<b>13,79,54,196.00</b>
<b>Total CA Expenditure (APO 2021-22)</b>	<b>18,69,848.00</b>	<b>74,09,69,708.00</b>



Particular	2022-23	2021-22
<b>APO 2022-23</b>		
<b>CA-Minor Works (APO 2022-23)</b>		
1. Ridge Plantation	-	-
2. Tall Plantation	44,72,46,788.00	-
3. Fencing	34,27,989.00	-
4. SMC	3,18,33,996.00	-
5. Supervisory Charges	38,81,413.00	-
6. Small Plants	3,31,41,110.00	-
7. Other Charges	41,83,987.00	-
8. Native Species	-	-
9. Alkali Plantation	-	-
<b>Total CA Minor Work (APO 2022-23)</b>	<b>52,37,15,283.00</b>	<b>-</b>
<b>CA-Maintenance Works (APO 2022-23)</b>		
<b>(A) 2017-18</b>		
1. Tall Plantation	70,81,697.00	-
<b>(B) 2018-19</b>		
1. Tall Plantation	1,30,44,808.00	-
2. Small Plantation	8,49,134.00	-
<b>(C) 2019-20</b>		
1. Ridge Plantation	-	-
2. Tall Plantation	45,51,128.00	-
3. Small Plantation	25,239.00	-




Particular	2022-23	2021-22
<b>(D) 2020-21</b>		
1.Ridge Plantation	32,937.00	-
2.Tall Plantation	3,32,18,179.00	-
3.Native Species	21,60,916.00	-
4.Trench Cum Pit	4,85,045.00	-
5.Alkali Plantation	5,18,351.00	-
5.Small Plantation	76,49,717.00	-
<b>(E) 2021-22</b>		
1.Ridge Plantation	-	-
2.Tall Plantation	10,72,46,130.00	-
3.Small Plantation	1,36,62,767.00	-
<b>Total CA Maintenance (APO 2022-23)</b>	<b>19,05,26,048.00</b>	-
<b>Total CA Expenditure (APO 2022-23)</b>	<b>71,42,41,331.00</b>	-
<b>Total CA Expenditure</b>	<b>71,61,11,179.00</b>	<b>77,78,47,031.00</b>
Less: Cheque Issued in 2021-22 But Not Presented for Payment	-	-
Less: Refund of Advance Payment (Without work execution)	-	-
<b>Total CA Expenditure (Refer to Annexure-1)</b>	<b>71,61,11,179.00</b>	<b>77,78,47,031.00</b>




**Schedule 8-Expenditure incurred on Net Present Value (N.P.V) Works**


Name of activity		2022-23	2021-22
<b>I</b>	<b>Net Present Value (NPV)</b>		
	<b>APO 2020-21</b>		
	<b>NPV-Minor Works (APO 2020-21)</b>		
	1. Ridge Plantation	-	-
	2. Tall Plantation	-	68,00,973.00
	3. Plantation of TP on strips of Block Forests	-	-
	4. Soil and Moisture Conservation	-	7,95,59,287.00
	5. Wildlife	-	-
	6. Proposals of Development Wing	-	-
	7. Eco-Restoration Plantation	-	-
	8. Stabilization & greening of Vehicle cliffs in Shivaliks	-	-
	9. Infrastructure of Forest Protection	-	-
	<b>(a) Building</b>		
	Range Residence	-	6,39,626.00
	Range Office	-	75,12,398.00
	Forester Quarter/Block Office	-	29,79,257.00
	Forester Guard Hut	-	23,31,994.00
	Toilet	-	-
	<b>(b) Vehicles/Mahinery</b>		
	Balero Jeep	-	-
	Bolero Camper	-	-
	Tractor	-	1,631.00
	Trolly	-	-
	Tanker	-	-
	Rotavator/Harrow/Cultivator	-	8,52,316.00
	Genser/Diesel Pumps	-	-
	Mini Tractor	-	-
	10. Native Species	-	-
	11. Mtn. City Forest Murthal District, Sonipat	-	-




<b>Name of activity</b>	<b>2022-23</b>	<b>2021-22</b>
12. Minor Works Soil & Moisture Conservation Works	-	-
13. Minor Works Constrcution of Ponds	-	-
14. Minor Works Stabilization greening of vertical cliffs at Shivalik	-	-
15. Double ridge Works Fencing 2019-20	-	-
<b>Total NPV Minor Works (APO 2020-21)</b>	-	<b>10,06,77,482.00</b>
<b>Maintenance NPV 2020-21</b>		
<b>A) 2018-19</b>		
1. Tall Plantation	-	1,50,410.00
2. Native Species	-	3,27,390.00
3. Eco-Restoration	-	1,69,879.00
4. Beautification of Distt. Roads	-	-
5. Shrub Plantation	-	-
<b>B) 2019-20</b>		
Tall Plantation	-	2,07,815.00




Name of activity	2022-23	2021-22
<b>Total NPV-Maintenance Works (APO 2020-21)</b>	-	<b>8,55,494.00</b>
<b>Total NPV Expenditure (APO 2020-21)</b>	-	<b>10,15,32,976.00</b>
<b>APO 2021-22</b>		
<b>NPV-Minor Works (APO 2021-22)</b>		
1. Tall Plantation	68,52,757.00	38,80,97,902.00
2. Ridge Plantation	-	7,09,24,539.00
3. Native Species	-	1,71,74,592.00
4. Planation on Alkali Soils	-	88,34,671.00
5. Fencing	-	4,90,37,084.00
6. Infrastructure	-	-
<b>(a) Building</b>		
Range Residence	-	-
Range Office	-	58,44,108.00
Forester Qauter/Block Office	-	-
Forester Guard Hut	-	-
Toilet	-	-
<b>(b) Vehicles/Mahinery</b>		
Balero Jeep	-	-
Bolero Camper	-	-
Tractor	-	-
Trolly	-	-
Tanker	-	-
Rotavator/Harrow/Cultivator	-	3,88,800.00
Genset/Diesel Pumps	-	-
7. Soil & Moisture Conservation Works	1,63,03,168.00	45,16,36,283.00
8. Conservation/Restoration of Protection of Kila Zafargarh PF/Quila	-	-
9. Survey and Demarcation	-	-




Name of activity	2022-23	2021-22
(a) DGPS	-	-
(b) Workstation	-	-
(c) Arc GIS Software	-	-
(e) Access rights of viewing satellite imageries	-	-
(f) Development of web and mobile based software	-	-
(g) Procurement of drones for mapping of CAMPA plantations including	-	-
10. Eco-Restoration	-	2,53,06,405.00
11. Barbed Wire	-	-
12. Infrastructure of Forest Protection, Fencing	4,70,116.00	35,01,060.00
<b>Total NPV Minor Works NPV (2021-22)</b>	<b>2,36,26,041.00</b>	<b>1,02,07,45,444.00</b>
<b>NPV Maintenance Works (APO 2021-22)</b>		
<b>(A) 2016-17</b>		
1. ANR Plantation	-	70,67,820.00
2. Ridge Plantation	-	-
3. Tall Plantation	-	73,63,052.00
4. Plantation on National Highways.	-	6,66,216.00
5. Beautification of District Roads.	-	50,190.00
6. Native Species	-	80,865.00
7. Community Land	-	1,93,381.00
<b>(B) 2017-18</b>		
1. ANR Plantation	-	-
2. Ridge Plantation	-	-
3. Tall Plantation	-	11,31,416.00
4. Plantation on National Highways.	-	34,62,325.00
5. Beautification of District Roads.	-	4,96,491.00
6. Native Species	-	2,68,563.00
7. Eco-Restoration	-	8,39,855.00
8. NH Shurb	-	1,00,380.00




Name of activity	2022-23	2021-22
9. Herbal Forest	-	8,27,998.00
<b>(C) 2018-19</b>		
1. ANR Plantation	-	4,36,541.00
2. Ridge Plantation	-	-
3. Tall Plantation	-	89,88,565.00
4. Plantation on National Highways.	-	27,91,484.00
5. Beautification of District Roads.	-	-
6. Native Species	-	15,26,340.00
7. Eco-Restoration	-	11,58,925.00
8. NH Shurb	-	13,33,331.00
9. NH TP	-	99,024.00
<b>(D) 2019-20</b>		
1. ANR Plantation	-	-
2. Ridge Plantation	-	44,013.00
3. Tall Plantation	-	1,47,72,303.00
4. Plantation on National Highways.	-	-
5. Beautification of District Roads.	-	-




Name of activity	2022-23	2021-22
<b>(E) 2020-21</b>		
1. ANR Plantation	-	-
2. Ridge Plantation	-	45,92,739.00
3. Tall Plantation	-	5,95,66,071.00
4. Plantation on National Highways.	-	-
5. Beautification of District Roads.	-	-
6. Native Species	-	11,89,427.00
7. Eco-Restoration / Plantation	-	65,67,927.00
<b>Total 18 Maintenance NPV (APO 2021-22)</b>		
	-	12,56,15,242.00
<b>Total NPV Expenditure (APO 2021-22)</b>		
	2,36,26,041.00	1,14,63,60,686.00
<b>APO 2022-23</b>		
<b>NPV-Minor Works (APO 2022-23)</b>		
1. Tall Plantation	8,72,52,400.00	-
2. Ridge Plantation	2,53,59,431.00	-
3. Native Species	2,53,99,837.00	-
4. Planation on Alkali Soils	-	-
5. Fencing	1,16,91,211.00	-
6. Infrastructure		
<b>(a) Building</b>		
Range Residence	53,95,702.00	-
Range Office	78,82,132.00	-
Forester Qauter/Block Office	1,03,69,639.00	-
Forester Guard Hut	1,33,69,331.00	-
Class-IV Quarter	14,80,001.00	-
Toilet	54,862.00	-
Tubewell	9,71,734.00	-




Name of activity	2022-23	2021-22
<b>(b) Vehicles/Mahinery</b>		
Balero Jeep	-	-
Bolero Camper	-	-
Tractor	-	-
Trolly	-	-
Tanker	-	-
Rotavator/Harrow/Cultivator	-	-
Genset/Diesel Pumps	-	-
7. Soil & Moisture Conservation Works	12,32,06,748.00	-
8. Conservation/Restoration of Protection of Kila Zafargarh PF/Quila	-	-
9. TOFI Expenditure	2,08,040.00	-
10. Survey and Demarcation		
(a) DGPS	-	-
(B) Workstation	-	-
(c) Are GIS Software	-	-
(e) Access rights of viewing satellite imageries	-	-
(f) Development of web and mobile based software	-	-
(g) Procurement of drones for mapping of CAMPA plantations including	-	-
11. ANR (Eco-Restoration)	5,91,54,075.00	-
<b>Total NPV Minor Works NPV (2022-23)</b>	<b>37,17,95,143.00</b>	-
<b>NPV Maintenance Works (APO 2022-23)</b>		
<b>(A) 2017-18</b>		
1. ANR Plantation	-	-
2. Ridge Plantation	-	-
3. Tall Plantation	7,03,367.00	-
4. Plantation on National Highways.	37,57,993.00	-
5. Beautification of District Roads.	3,55,315.00	-
6. Native Species	1,87,019.00	-
7. NH Shurb / Plantation	2,38,304.00	-



Name of activity	2022-23	2021-22
8. Eco Restoration	1,61,692.00	-
<b>(B) 2018-19</b>		
1. ANR Plantation	-	-
2. Ridge Plantation	-	-
3. Tall Plantation	74,76,812.00	-
4. Plantation on National Highways.	30,24,037.00	-
5.NH Shurb	13,92,145.00	-
6. Beautification of District Roads.	-	-
7. Native Species	16,44,130.00	-
8. Eco Restoration	6,29,664.00	-
<b>(C) 2019-20</b>		
1. ANR Plantation	-	-
2. Ridge Plantation	48,234.00	-
3. Tall Plantation	55,32,154.00	-
4. Plantation on National Highways.	-	-
5. Beautification of District Roads.	-	-
<b>(D) 2020-21</b>		
1. ANR Plantation	-	-
2. Ridge Plantation	15,86,617.00	-
3. Tall Plantation	3,32,34,418.00	-
4. Plantation on National Highways.	-	-
5. Beautification of District Roads.	-	-
6. Eco Restoration	31,26,058.00	-
7. Native Species	8,49,694.00	-
<b>(E) 2021-22</b>		
1. ANR Plantation	-	-




Name of activity	2022-23	2021-22
2. Ridge Plantation	69,33,770.00	-
3. Tall Plantation	9,07,09,587.00	-
4. Plantation on National Highways.	-	-
5. Beautification of District Roads.	-	-
6. Eco Restoration	24,25,154.00	-
7. Native Species	36,93,915.00	-
8. Alkali	18,82,337.00	-
<b>Total 18 Maintenance NPV (APO 2022-23)</b>	<b>16,95,92,416.00</b>	<b>-</b>
<b>Total NPV Expenditure (APO 2022-23)</b>	<b>54,13,87,559.00</b>	<b>-</b>
<b>Total NPV Expenditure</b>	<b>56,50,13,600.00</b>	<b>1,24,78,93,662.00</b>
Less: Cheque Issued in 2021-22 But Not Presented for Payment	-	-
Less: Refund of Advance Payment (Without work execution)	-	(50,00,000.00)
<b>Total NPV Expenditure (I) (Refer to Annexure-2)</b>	<b>56,50,13,600.00</b>	<b>1,24,28,93,662.00</b>




**Schedule 8-Expenditure incurred on DWLO Activities**

Name of activity	2022-23	2021-22
<b>II. Conservation, Protection and Management of Wild Life</b>		
<b>APO 2020-21</b>		
Construction of Residence for Inspector Wildlife, Jind	-	5,91,915.00
Construction of Sub Inspector Wildlife office at Chinkara Breeding Centre Kairu, Bhiwani	-	5,10,836.00
Construction of Water Pond 2 Nos Sirsa	-	3,90,578.00
Construction of Water Pond 2 Nos Jind	-	2,23,825.00
<b>APO 2021-22</b>		
Construction Of Cause Way On Jeepable Road 3 No. At KNP & WLS	-	8,93,840.00
Construction Of Crate Wire Structure 12 No. At Khol Hai Raitan WLS	-	15,61,076.00
Construction Of Guard Hut 1 No. At Golden Jublee Bharam Sarovar Community Reserve Thana	-	10,00,991.00
Eco System Stability By Introduction Of Fish Seed As Well As Fish Fingerlings At Golden Jublee Bharam Sarovar Community Reserve Thana	-	10,00,000.00
Habitat Improvement For Turtles Such As Creation Of Sand Mounds, Aquatic Management Such As To Remove Harmful Extra Weeds Such As Water Hyacinth And Adding Of Useful Extra Aquatic Vegetation At Golden Jublee Bharam Sarovar Community Reserve Thana	-	8,74,843.00
Publicity Sign Boards, Brochures, Booklets And Other Awareness Activites	-	1,99,467.00
Installation Of Solar System At Rohtak Panipat & Bhindawas	-	3,08,800.00
Installation Of CCTV Camersa Inside The Bhindawas WLS	-	1,76,717.00
Purchase Of Telescope Binoculars With High Resolution Camres And Lens	-	2,49,400.00
Publicity Sign Boards, Brochurs, Education Camp And Other Awareness Activites	-	4,99,996.00
Construction Of IWL Residence At Bhindawas	-	11,17,854.00
Construction of Water Pond-3 No @ 2.50 Lakh (WLS NAHAR) = 7.50 lacs	-	7,40,208.00
Fixing of PVC Pipe Line for water supply approx 1500 mtr.(WLS NAHAR)= 3.00 Lacs	-	2,87,508.00
Preparation of Sandy Mound-6 No (WLS NAHAR) = 4.50 Lacs	-	4,42,749.00
Removal of mesquet (WLS NAHAR) = 6.00 Lacs	-	5,97,933.00
Development of Grass Land (WLS NAHAR) = 5.00 lacs	-	4,68,291.00




Name of activity	2022-23	2021-22
Construction of Store @ 10.00 Lakh = 10.00 lacs	-	19,37,101.00
Construction of Garage at Gurugram side by DWLO Gurugram Office instead of WLS Nahar. Please give deviation (WLS NAHAR) = 10.00 lacs	-	
Clearance of fire lines & maintenance (WLS NAHAR) = 5.00 lacs	-	4,77,043.00
Development of Fooder Plot-2 No (WLS NAHAR) = 2.00 lacs	-	1,95,922.00
Fencing of Path Iron on Jali & Painting in Nahar WLS Nahar & SNP = 8.00 lacs	-	8,06,584.00
Creation of New Lawn in Campus (WLS NAHAR) = 2.00 lacs	-	1,33,677.00
Weed removal ( Congress grass) from Protection center in 10 Acre (WLS NAHAR) = 5.00 lacs	-	4,84,725.00
Plantation of Fruit Plant Species (WLS NAHAR) = 15.00 lacs	-	14,51,296.00
Construction of Boundary Wall with fencing in 2nd part 3600 R mtr (WLS NAHAR) = 40.00 lacs	-	39,71,136.00
Interlocking tiles path main gate to SIWL office & Protection Center at WLS nahar = 3.00 lacs	-	2,78,329.00
Construction of Interlocking tiles path & around residential area with colony gate & white wash (SNP) = 7.00 lacs	-	4,51,086.00
Construction of Inspector Wild Life Office (SNP) = 30.00 lacs	-	30,06,126.00
Construction of Garage - 1 No (SNP) = 10.00 lacs	-	9,98,591.00
Construction of Guard Hut at Gurugram (Gurugram-SNP) = 10.00 lacs	-	10,58,520.00
Construction of temporary treatment and Isolation Center (SNP) = 8.00 lacs	-	7,95,662.00
Development of Fooder Plot in Aravali Areas in Bhandhwari Jungle, Behrampur, Damdama Jungle, Chahlkhan Sohna Jungle, Jhir Jungle & Dispersal of Seeds (Sohna Aravali Areas) = 20.00 lacs	-	19,54,707.00
Construction of temporary treatment Center at Sohna (Sohna Aravali Areas) = 10.00 lacs	-	9,96,776.00
Construction of Water Pond (Kacha/Paka) in Sohna Jungle, Taure Jungle, Nuh Jungle, Mandawar Jungle & Jhir Jungle-6 No @ 2.50 Lakh (Sohna Aravali Areas) = 15.00 lacs	-	14,82,561.00
Interlocking tiles inspection path inside the fencing 2470 running meter (P&CBC Jhabua) = 30.00 lacs	-	29,89,805.00
Removal of mesquet & other weeds from 40 Acre (P&CBC Jhabua) = 7.00 lacs	-	6,92,618.00
Construction of Inspector Wild Life Residence (Faridabad) = 15.00 lacs	-	18,35,817.00




Name of activity	2022-23	2021-22
Construction of Water Pond at Pali, Anagpur, Manger Jungle-3 No @ 2.50 Lakh (Faridabad) = 7.50 lacs	-	7,40,208.00
Interlocking tiles path in Treatment Center Faridabad (Faridabad) = 2.00 lacs	-	1,84,896.00
Construction of Garage cum store (Mohindergarh) = 10.00 lacs	-	10,02,506.00
Awariness Camp-15 No in entire division @ 50,000/- each (Entire Division) = 7.50 lacs	-	7,45,167.00
Monowriting Slogans Sculpture on walls for wildlife awareness in entire division. (Entire Division) = 12.00 lacs	-	11,94,034.00
Farmer & Student Awarness Camp Hisar Division	-	10,00,000.00
Fixing of interlocking tile on path from main road to IWL office Jind	-	12,03,323.00
Construction of Water Channel at Bir Bara Ban Jind	-	13,07,736.00
Construction of Feeding Plateform for Birds in Hisar Division 12 No.	-	8,37,702.00
<b>APO 2022-23</b>		
Construction Of Crete Wire Structure/Spur At Different Khol (Sukhiran,Chicken In Shanali,Gugga And Matoliya) At KNP Yamunanagar [Crate Wire Structure = 3No.Spur = 7No.Quantity 815 Cum @ 1840/-]	10,94,708.00	-
Construction Of Crate Wire Structure /Spur At Different Khol(Khillanwala Khol,Barah Khol)At Kalesar WLS Yamunanagar =8 No. Quantity 815 Cum @1840/-	10,85,851.00	-
Construction Of Crate Wire Structures(Devi Wala Choe) At Khol-Hai-Raitan WLS Pkl=12No.	14,75,850.00	-
Construction Of Retaining Wall At Dy.Cwlv Pkl 300Cum @125000/-	17,82,669.00	-
Construction Of Store At Dy.Cwlv,Pkl 650Sqft @ 1550/- Sqft	5,02,102.00	-
Construction Of Crate Wire Structures At Birshikargah Wls=8No.	7,87,120.00	-
Supply Of Fish Seeds And Live Fish Fingerlings 3.50 Lacs No. At Golden Jubilee Bharam Sarovar Community Reserve,Thana,Kkr Live Fishfingerlings 3.00Lacs @3.25/-Rs. Per Piece And 5.00 Lacs Seeds @7000/-Per Lacs	10,00,000.00	-
Establishment Of Gazebo=1No.At Golden Jubilee Bharam Sarovar Community Reserve,Thana,Kkr=1 No.20*20 Feet With Sitting Arrangement	3,63,680.00	-
Repair Of 2 Nos.Liquid Waste Treatment System And Its Desiltation At Golden Jubilee Bharam Sarovar Community Reserve,Thana,Kkr=2No.	5,00,000.00	-


Name of activity	2022-23	2021-22
Nature Park-(1)Planting Of Medicinial Plants (2)Nature Trail (3)Live Fence With Plants At Golden Jubilee Bharam Sarovar Community,Reserve,Thana,Kkr	17,51,953.00	-
B/WAS/WL Residence	6,20,716.00	-
B/WAS Guard Hut	6,61,709.00	-
WORLD Wetland Day Celebration Bills- Prize Distribution,Water,Tent,Refreshments, Trophies Etc	1,93,234.00	-
Removal of Prosopis Juliflora for developing of grass land and plantation. 20 hact@70000 =14 lakh(SNP)	14,00,000.00	-
Removal of Parthenium grass 10 hact. two times in a year in SNP (10 hact x2=20 hact. @30000(SNP)=6 Lakh	6,12,000.00	-
Development of Grassland including removal of weed by manual means (10 acres) Planting permanet and seasonal flowering plants for beautification of SNP Planting of Herbs, Shurbs along visitor path in Pachthes outside lake area.	7,80,957.00	-
Creation of small Earthen mounds/sandy mounds in wetland & fixing wooden logs 4 No (SNP)=5 Lakh	4,90,882.00	-
Creation of Habitat for Lal Munia. & other migratory species ( Creation 4 No Ponds for each 1.5 lakh ) (SNP)=6 Lakh	4,50,060.00	-
Cat Fish (Clarias gariepinus ) management (SNP) =3 Lakh	3,00,000.00	-
Clearing of under passes of NH & other roads for safe movement of wild animals. (Entire Division)=20 Lakh	19,38,166.00	-
Soil conservation work a) Gabian structure b) Check dams c) Crate wire structure (Entire Division)=20 Lakh	-	-
Sowing of Fooder Grasses in Arrawali Areas . (Entire Division)=10 Lakh	-	-
Grass Land for Chinkara 2 Hact. Removal of Congress Grass 3 Hact. (P&CBC-Jhabua)=5 Lakh	4,93,043.00	-
Tubewell including Chamber with Solar system & Pipe Line (P&CBC-Jhabua)=12 Lakh	11,63,965.00	-



Name of activity	2022-23	2021-22
Construction of Boundary Wall Part-II 1500 mtr. @ 2300/per RMT with wire mess (WLS-Nahar)=35 Lakh	35,57,452.00	-
Construction of UnderPass for of W.L.S Nahar (Length 90 ft X Height 10 ft X Breadth 12 ft ) (WLS-Nahar)=90 Lakh	-	-
Construction of 4 Nos. syphons at canal passes from W.L.S Nahar @ 1.50 Lakh each (WLS-Nahar)=6 Lakh	5,55,312.00	-
Creation of small Earthen mounds/sandy mounds 4 No for Black Buck (WLS-Nahar)=5 Lakh	4,40,500.00	-
Removal of Musquit & making of grassland for Black Buck (WLS-Nahar)=70 Lakh	69,90,710.00	-
Construction of Monkey Sterilization Center with surgical equipment (Sohna)=50 Lakh	-	-
Exention of Treatment Center 1 No at Sohna=10 Lakh	9,31,949.00	-
To organise Aravali Walks & Nature Awareness Camps 18 No. @ 50000/- each in 6 Districts of Gurugram Division-3 in each District,6 Camps in SNP	9,68,040.00	-
Slogan Writing, Wall Painting ,Murals & Printing of T-Shirts ,Caps etc. in 6 Districts of Gurugram Division @ 2.50 Lacs for each District	14,98,036.00	-
Installation of Publicity Boards in Gurugram Division area with feeding platform for birds	9,91,152.00	-
Workshop/Saminar in Division Area through out the Year	-	-
Treatment Center Hisar	-	-
Providing chain lin Fencing around the fodder plot 600 Rmtr @4560/-& Fixing of interlocking tile path from main road to fodder plot 88 Rmtr	13,22,888.00	-
Abubshehar Community Reserve, Sirsa	-	-
Development of Habitat (Planting of Tall-Plants, Bushes, Fodder/Native Grasses sowing etc withlive fencing and trench protection) for wildlife in 6.25 hect @4.00 lakh per hect	55,860.00	-
Hisar Division area	-	-
Writing slogan & Wall painting in 6 No. District @ 2.50/-	6,16,556.00	-
Construction of Feeding platform for birds 10 Nos @100000/-	4,47,088.00	-
Awareness Camp 14 No. @ Rs 100000/-	13,79,188.00	-
Construction of store for rescue tools & equipments 1 Nos	8,50,592.00	-
Treatment Center Hisar	-	-




Name of activity	2022-23	2021-22
Construction of aviary-1 No. for rescued Birds (size 18 mtr x 20 mtr with 4 cabin)	-	-
Construction of shelter- 1 No. for rescued reptiles (size 18 mtr x 20 mtr with 4 cabin)	-	-
Community Reserve Dhangar, Fatehabad	-	-
Sowing of Fodder/Natural grasses and planting of native species 4 Ha @ 4 Lakh/Ha.	1,31,137.00	-
Digging of Kachha water pond in Community Reserve Dhanger 1 No. @ 2.5 Lakh	1,19,194.00	-
Preparation of shed (Shelter) 1 No. for Black Buck with locally available material @2.00 Lakh	2,000.00	-
Bir Bara Ban Jind C. Reserve, Jind	-	-
Placing of Statue of Birds, Reptiles, Amphibians, Insects, Butterfly & other wildlife and beautification of Nature Park in Bir Bara Ban Conserve Reserve, Jind	49,800.00	-
Development of Habitat by sowing native grasses in 10 Ha @ 50000/-	-	-
Protection and maintenance natural plants in 10 Ha area @ 25000/-	1,095.00	-
Bamboo planting 2 Ha area @ 100000/-	12,693.00	-
Live fencing along the boundary of the forest with Karonda, Lemon, sager gota, Nagphani, Bogun bail 6000x3=18000 Rmtr@100/-Rmtr 18.00	1,777.00	-
Community Reserve Kajalheri, Fatehabad	-	-
Digging of Nala 800 Rmtr to prevent the toxic water mixing in pond of Kajalheri C.R. reserved for Nilssona gangetica (Fresh water soft shell Turtle ) @250/-Rmtr	2,000.00	-
Digging of pond 2 Nos in Kajalheri CR to prevent the toxic water mixing in Nilssonina gangetica pond @6,50,000/-per pond	13,000.00	-
<b>Total Wildlife Activity (II) (Refer to Annexure-3)</b>	<b>4,03,86,684.00</b>	<b>4,63,50,481.00</b>




### Schedule 8-Expenditure incurred on Research & Development Activities


Name of activity	2022-23	2021-22
<b>III. Research &amp; Development Activities</b>		
<b>Research Activity</b>		
<b>APO - 2020-21</b>		
Establishment Of 10 No.Mist Chamber Includng Hardening	-	70,23,910.00
<b>APO - 2021-22</b>		
Santalum album (Indian Sandalwood)	-	99,349.00
Conservation planting of Cordia gharaf (Goondni)	-	2,33,702.00
Director, FRI Dehradun submitted proposal to spare land for introduction of following forest trees species for tree improvement in Haryana. Melia dubia Roxb Gmelina arborea Roxb Azadirachta indica Casuarina	-	4,76,455.00
Introduction of New poplar Clones at Manakpur & Sekhpura	-	7,23,042.00
Maintence of CSO's	-	6,81,406.00
Maintence of ongoing Research Plots	-	4,77,941.00
Construction of New Toilet ( Atatched ) in C type Houses	-	8,92,075.00
Construction of Boundery Pillar and Fencing work at forest complex, Pinjore.	-	1,60,416.00
Collection Of Various Speceis Seeds	-	59,99,342.00
Construction Of Range Office Building Of Seed Range Karnal	-	15,59,256.00
Construction Of Range Office Building Of Seed Range Pinjore	-	12,97,795.00
Construction Of Residence Office Building Of Seed Range Hisar	-	6,334.00
Raising Of 10 Acre CMA At Seonhi @ 2,20,000/- Per Acre	-	21,99,892.00
Raising Of 10 Acre CSO of shisham at Meerpur @2,20,000/- per Acre	-	5,13,950.00
Raising Of 10 Acre CSO of shisham at Bithmara @2,20,000/- per Acre	-	4,32,298.00
Maintenance of Total 23 Acre CMA @1,20,000/- per acre	-	25,95,685.00
Maintenance of 5 acre shisham at Meerpur @ 1,20,000/- Per Acre	-	5,98,791.00



Name of activity	2022-23	2021-22
<b>APO - 2022-23</b>		
Introduction of New poplar Clones at Manakpur & Sekhpura	10,09,817.00	-
<b>Training</b>		
<b>APO 2021-22</b>		
District Level Workshops of SHGs (1Day) 10 Nos	-	10,00,000.00
Skill Upgradation Training (1 Day)	-	7,00,000.00
Mareketing Facilitation 3 Nos	-	1,50,000.00
Renovation of Library 1 Nos	-	6,08,431.00
Renovation of Auditorium 1 Nos	-	15,39,258.00
<b>APO 2022-23</b>		
Construction Of Range Office Building Of Seed Range Karnal	14,32,460.00	-
Construction Of Range Office Building Of Seed Range Pinjore	17,01,157.00	-
Construction Of Residence Office Building Of Seed Range Hisar	12,00,000.00	-
Raising Of 10 Acre CSO of shisham at Meerpur @2,20,000/- per Acre	8,01,443.00	-
Raising Of 10 Acre CSO of shisham at Bithmara @2,20,000/- per Acre	3,48,138.00	-
<b>APO 2022-23</b>		
Seed Collection Work	99,94,056.00	-
Maintenance of Total 23 Acre CMA at Seonhi	32,43,339.00	-
<b>DFO, IT, Panchkula</b>		
<b>2021-22</b>		
LEICA Intergrated Receiver Antenna Receiver for GNSS and LEICA Storage Controller for Global Navigation Satelite System	-	79,80,248.00




Name of activity	2022-23	2021-22
<b>Publicity &amp; Training</b>		
<b>APO 2021-22</b>		
Nature exposure and education visit for school children, farmers, SHG	-	9,16,382.00
Distt. Level workshop cum training camps of Farmers/ Villagers/ Panchayats/ School/ Children/SHGs	-	24,89,680.00
Publicity Material:- Sound systems, Electronics, Venyle Board, banner, Poster, Sticker, Pamphlets & other material.	-	19,93,487.00
Wall painting regarding importanccce of environment and wildliife.	-	19,98,782.00
DVD Photography and other misc. work.	-	14,98,156.00
Making doucumentary film (20 to25 min. 1 No.	-	2,65,500.00
Nature exposure and education visit for school children, farmers, SHG	-	49,40,546.00
Nukkar Natak Programe	-	6,95,800.00
Quiz/Painting Competition on forest environment and wildlife protection.	-	12,39,661.00
<b>APO 2022-23</b>		
Purchase of Chairs & Tables for Class Room	2,80,000.00	-
Renovation of Library	12,29,306.00	-
Renovation of Auditorium	8,83,540.00	-
Publicity Training cum Awareness Camp (Catering and Tenting)	4,75,310.00	-
Monitering & Evaluation	-	-
<b>Total Research &amp; Development Activities (III) (Refer to Annexure-4)</b>	<b>2,25,98,566.00</b>	<b>5,39,87,570.00</b>
<b>Grand Total of NPV Expenditure (I+II+III)</b>	<b>62,79,98,850.00</b>	<b>1,34,32,31,713.00</b>




**Schedule-9 : Payment met out of interest Receipts**

<b>S.No.</b>	<b>Particular</b>	<b>2022-23</b>	<b>2021-22</b>
1	Salary of Regular Staff	96,78,918.00	85,31,095.00
2	Payment to Consultants, IPAI, Chandigarh	4,33,827.00	16,05,477.00
3	Contractual Staff Salary	15,53,809.00	11,00,311.00
4	Stationary	54,154.00	12,407.00
5	Office Furniture	2,19,114.00	26,460.00
6	Professional Fees	10,52,907.00	30,250.00
7	Training Fees	44,950.00	-
8	Misc. Expenditure	1,84,523.00	22,261.40
9	Technical Consultancy Fees	6,25,709.00	-
10	Monitoring and Evaluation	7,26,498.00	20,16,085.00
11	Audit Fees	12,95,892.00	-
12	Computer & Printer	5,87,290.00	-
13	Payment to FRI, Dehradun	2,50,000.00	
	<b>G.Total</b>	<b>1,67,07,591.00</b>	<b>1,33,44,346.40</b>



## Schedule-10 : Bank Charges

S. No.	Name of DFO	2022-23	2021-22
1	D.F.O.Sirsa	59.00	(130.00)
2	D.F.O Training Pinjore	-	-
3	DWLO, Gurugram	100.99	-
4	D.F.O.Fatehabad	-	112.10
5	D.F.O, Mohindergarh	276.00	35.40
6	D.F.O Karnal	-	902.70
7	DWLO, Hisar	3.30	37.52
8	D.F.O Panipat	88.50	208.86
9	D.F.O.Palwal	18.00	557.37
10	DWLO, Panchkula	-	53.10
11	DFO (IT) Panchkula	-	401.00
12	D.F.O Jhajjar	(54.00)	94.40
13	Head Office	-	-
14	D.F.O Ambala	(54.00)	35.40
15	D.F.O. Rewari	2.36	35.88
16	D.F.O Sonipat	(36.00)	35.40
17	D.F.O Rohtak	106.20	407.10
18	D.F.O. Gurgaon	(54.00)	590.00
19	D.F.O.Bhiwani	-	17.70
20	D.F.O.Nuh Mewat	36.00	54.00
21	D.F.O.Jind	-	3,699.40
22	D.F.O Yamunanagar	-	35.40
23	D.F.O Kurukshetra	18.00	153.70
24	D.F.O. Faridabad	17.70	973.50
25	D.F.O Morni Pinjore	-	17.70
26	D.F.O Research Pinjore	-	-
27	D.F.O Seeds Pinjore	-	-
28	D.F.O Training Sohna	-	-
29	D.F.O. Kaithal	-	171.10
30	D.F.O.C.F.P Kurukshetra	70.80	88.50
31	D.F.O.Dadri	-	-
32	D.F.O.Hissar	-	76.70
33	DWLO, Rohtak	-	35.88
34	CF Publicity & Education Panchkula	-	59.00
<b>Total</b>		<b>598.85</b>	<b>8,758.81</b>



### Schedule-11 : Previous Year Cheque Cleared

S. No.	Name of Office	2022-23	2021-22
1	D.F.O Morni Pinjore	1,77,86,591.00	2,02,069.00
2	D.F.O. Kaithal	89,773.00	35,19,992.00
3	D.F.O. Rohtak	88,632.00	-
4	D.F.O. Fatehabad	20,05,000.00	-
5	D.F.O. Jind	4,40,977.00	-
6	D.F.O. Dadri	56,03,412.00	-
7	D.F.O.Hissar	-	2,54,639.00
8	D.F.O.Sirsa	-	41,027.00
9	D.F.O. Faridabad	-	49,737.00
10	D.F.O. Rewari	-	20,953.00
11	D.F.O.Palwal	26,000.00	5,22,999.00
12	DWLO, Gurugram	43,800.00	65,38,507.00
13	D.F.O Seeds Pinjore	-	1,907.00
	<b>Total</b>	<b>2,60,84,185.00</b>	<b>1,11,51,830.00</b>




**Schedule-12 Other Payment**

S. No.	Name of the Division	Month/Year	2022-23	2021-22	Remarks
1	DFO Yamunanagar	May-2021 & June-2021	-	16,887.00	Bank Interest Paid
2	GPF Payment (Head office)	Apr-22	25,000.00	-	GPF of 2021-22 Paid in 2022-23
<b>Total</b>			<b>25,000.00</b>	<b>16,887.00</b>	

**Schedule-13 Excess Amount Paid Recoverable**

S. No.	Name of the Division	Month/Year	2022-23	2021-22	Remarks
1	DFO Yamunanagar	17-11-21	-	2,16,988.00	EMD Refunded (DFO Yamunagar)
2	DFO Jind	13-10-21	-	73,300.00	Amount Recoverable from Pala Ram (DFO Jind)
3	DFO Jind	Jun-23	14,036.00	-	Suspense
4	Recovery from Shree Cement (DFO Yamunanagar)	Feb-22	-	2,27,290.00	Excess Payment Made to Shree Cement (Recovery Pending)
<b>Total</b>			<b>14,036.00</b>	<b>5,17,578.00</b>	



**Schedule-14 : Refund to State CAMPA Punjab**

S. No.	Name of Division	Bank Name	2022-23	2021-22
1	Refund to State CAMPA Punjab	HDFC	4,77,400.00	1,23,585.00
				-
<b>Total</b>			<b>4,77,400.00</b>	<b>1,23,585.00</b>


**Schedule-15 : Amount Transferred to Treasury**

S. No.	Name of Division	Bank Name	2022-23	2021-22
1	Amount Transferred to Treasury Account	HDFC	31,00,66,611.00	-
<b>Total</b>			<b>31,00,66,611.00</b>	<b>-</b>




## Schedule-16 Closing Bank Balance


S. No.	Name of Office	Account Number	Balance as on 31.03.2023			Balance as on 31.03.2022		
			Saving	Sweep	Total	Saving	Sweep	Total
1	D.F.O Morni Pinjore	Corp-520101203269876	52,454.00	-	52,454.00	51,004.00	-	51,004.00
		Canara-60211010069	-	-	-	-	-	-
		HDFC-50100380787156	90.00	-	90.00	2,57,908.00	-	2,57,908.00
2	D.F.O Ambala	Canara-2030101560840	29,962.63	2,41,763.00	2,71,725.63	27,928.63	2,29,588.00	2,57,516.63
		HDFC-50100381752482	-	-	-	-	-	-
		HDFC-50100165220210	49.55	-	49.55	49.55	-	49.55
3	D.F.O Yamunanagar	Corp-520101246461000	-	-	-	-	-	-
		Canara-2060101060266	-	-	-	-	-	-
		HDFC-50100344719351	-	-	-	-	-	-
4	D.F.O Kurukshetra	Corp-1520101209457593	1,147.00	-	1,147.00	1,147.00	-	1,147.00
		Canara-3224101005545	35,510.47	45,318.00	80,828.47	32,229.47	45,287.00	77,516.47
		HDFC-50100380492111	7.00	-	7.00	7.00	-	7.00
5	D.F.O. Kaithal	Corp-1520101201904612	14.11	-	14.11	14.11	-	14.11
		Canara-2045101024041	-	-	-	-	-	-
		HDFC-50100376010190	-	-	-	-	-	-
6	D.F.O Karnal	UBI-379902010053973	1,269.09	-	1,269.09	1,233.09	-	1,233.09
		Canara-3264101003603	27,879.70	39,613.00	67,492.70	25,222.70	39,438.00	64,660.70
		HDFC- 50100361394018	1.00	-	1.00	1.00	-	1.00
7	D.F.O Panipat	Corp-520101244869320	1,44,629.73	-	1,44,629.73	1,40,720.23	-	1,40,720.23
		Canara-1399101056858	66,855.80	4,58,100.00	5,24,955.80	45,064.80	4,53,334.00	4,98,398.80
		HDFC-50100082720427	2,104.00	-	2,104.00	2,042.00	-	2,042.00




S. No.	Name of Office	Account Number	Balance as on 31.03.2023			Balance as on 31.03.2022		
			Saving	Sweep	Total	Saving	Sweep	Total
8	D.F.O Sonipat	Corp-520101208944059	1,36,815.68	-	1,36,815.68	1,33,035.68	-	1,33,035.68
		Canara-2216101028888	36,344.27	1,37,768.00	1,74,112.27	30,656.27	1,34,967.00	1,65,623.27
		HDFC-50100379630558	-	-	-	-	-	-
9	D.F.O Rohtak	Corp-520101245284318	94,765.05	-	94,765.05	92,250.25	-	92,250.25
		Canara-1171101410754	146.00	-	146.00	142.00	-	142.00
		HDFC- 50100361832870	-	-	-	-	-	-
10	D.F.O Jhajjar	Corp-520101201334549	-	-	-	-	-	-
		Canara-3233101006748	26,812.73	80,889.00	1,07,701.73	25,995.73	76,420.00	1,02,415.73
		HDFC- 50100380493367	-	-	-	-	-	-
11	D.F.O.Hissar	Corp-52010121199405	99,485.62	-	99,485.62	93,786.62	-	93,786.62
		Canara-2990101005980	33,469.65	-	33,469.65	32,516.65	-	32,516.65
		HDFC- 50100378534670	85.00	-	85.00	-	-	-
12	D.F.O.Sirsa	Corp-520101201222023	-	-	-	-	-	-
		Canara-6481101001444	-	-	-	-	-	-
		HDFC-50100382146819	856.00	-	856.00	-	-	-
13	D.F.O.Fatehabad	Corp-520101201667653	28,372.83	-	28,372.83	27,589.83	-	27,589.83
		Canara-2343101023010	69,777.66	44,431.00	1,14,208.66	65,580.66	44,229.00	1,09,809.66
		HDFC-501000379044031	-	-	-	-	-	-
14	D.F.O.Jind	Axis-910010028873845	-	-	-	-	-	-
		Corp-520101202438186	-	-	-	-	-	-
		Canara-2767101009969	-	-	-	-	-	-
		HDFC-50100382666880	14,04,218.00	-	14,04,218.00	18,03,689.00	-	18,03,689.00
15	D.F.O.Bhiwani	Corp-520101209136282	-	-	-	-	-	-
		Canara-2036101026772	-	-	-	-	-	-
		HDFC- 50100380734367	3.00	-	3.00	3.00	-	3.00



S. No.	Name of Office	Account Number	Balance as on 31.03.2023			Balance as on 31.03.2022		
			Saving	Sweep	Total	Saving	Sweep	Total
16	D.F.O.Dadri	Corp-520101261883843	-	-	-	-	-	-
		Canara-3529101007126	191.00	-	191.00	187.00	-	187.00
		HDFC- 501000928445784	-	-	-	-	-	-
17	D.F.O. Gurgaon	Corp-520361002083447	-	-	-	-	-	-
		Canara-1723101563308	45,281.85	48,735.00	94,016.85	41,478.85	48,703.00	90,181.85
		HDFC-50100069416277	-	-	-	-	-	-
18	D.F.O. Faridabad	Corp-520101202054264	816.74	-	816.74	810.44	-	810.44
		Canara-330101563799	1,66,198.00	-	1,66,198.00	1,61,464.00	-	1,61,464.00
		HDFC-50100347554137	-	-	-	-	-	-
19	D.F.O. Rewari	Corp-521010245661944	-	-	-	-	-	-
		Canara-2056101024860	-	-	-	-	-	-
		HDFC- 50100177555451	16.64	-	16.64	-	-	-
20	D.F.O. Mohindergarh	Corp-521012020902028	-	-	-	-	-	-
		Canara-3225101011276	649.73	-	649.73	25,496.73	50,034.00	75,530.73
		HFDC-50100179077591	-	-	-	-	-	-
21	D.F.O.Palwal	UBI-615002010001005	-	-	-	-	-	-
		Canara-2328101049018	-	-	-	-	-	-
		HDFC-50100380492134	-	-	-	31.00	-	31.00
22	D.F.O.Nuh Mewat	Union-579602010002588	-	-	-	-	-	-
		Canara-2053101066655	96,211.97	78,693.00	1,74,904.97	89,537.97	78,640.00	1,68,177.97
		HDFC-50100365008942	-	-	-	-	-	-
23	DWLO, Panchkula	Corp-520101262831467	15.22	-	15.22	15.22	-	15.22
		Canara-5090101000941	18,227.00	-	18,227.00	17,709.00	-	17,709.00
		HDFC-50100380785331	10.00	-	10.00	10.00	-	10.00



S. No.	Name of Office	Account Number	Balance as on 31.03.2023			Balance as on 31.03.2022		
			Saving	Sweep	Total	Saving	Sweep	Total
24	DWLO, Rohtak	Corp-520101245284180	-	-	-	-	-	-
		Canara-1171101410777	1.00	-	1.00	1.00	-	1.00
		HDFC-50100359117860	-	-	-	-	-	-
25	DWLO, Gurugram	Corp-520101223220090	2.00	-	2.00	2.00	-	2.00
		Canara-1723101563347	-	-	-	-	-	-
		HDFC-50100364174116	0.01	-	0.01	43,800.00	-	43,800.00
26	DWLO, Hisar	Corp-520101201185561	-	-	-	-	-	-
		Canara-2043101020870	-	-	-	-	-	-
		HDFC-50100380501537	354.70	-	354.70	-	-	-
27	D.F.O Research Pinjore	SBI-65096393530	126.00	-	126.00	122.00	-	122.00
		Canara-6021101001592	-	-	-	-	-	-
		HDFC-50100380787054	-	-	-	-	-	-
28	D.F.O Seeds Pinjore	SBI-65095540420	-	-	-	-	-	-
		Canara-6021101001590	-	-	-	-	-	-
		HDFC-50100382892200	-	-	-	-	-	-
29	D.F.O Training Pinjore	SBI-31310201900	-	-	-	-	-	-
		Canara-6021101001506	-	-	-	-	-	-
		HDFC-50100380787410	-	-	-	-	-	-
30	D.F.O Training Sohna	SBI-31345375604	39.40	-	39.40	39.40	-	39.40
		Canara	-	-	-	-	-	-
		HDFC-	-	-	-	-	-	-
31	D.F.O.C.F.P Kurukshetra	Corp-520101209408363	1,811.70	-	1,811.70	1,830.50	-	1,830.50
		Canara	-	-	-	-	-	-
		HDFC	-	-	-	-	-	-
32	DFO (IT) Panchkula	Corp-520101209075402	-	-	-	-	-	-
		Canara-1624101015623	-	-	-	-	-	-
		HDFC	-	-	-	-	-	-






## Annexure-1

Particular	1	2	3	4	Grand Total
	C.F. North	C.F. Central	C.F. West	C.F. South	
<b>Componsatory Afforestation</b>					
<b>APO 2021-22</b>					
<b>CA-Minor Works (APO 2021-22)</b>					
1. Ridge Plantation	-	-	-	-	-
2. Tall Plantation	-	-	-	-	-
3. Fencing	-	-	-	-	-
4. SMC	18,69,848.00	-	-	-	18,69,848.00
5. Supervisory Charges	-	-	-	-	-
6. Small Plants	-	-	-	-	-
7. Other Charges	-	-	-	-	-
8. Native Species	-	-	-	-	-
9. Alkali Plantation	-	-	-	-	-
<b>Total CA Minor Work (APO 2021-22)</b>	<b>18,69,848.00</b>	-	-	-	<b>18,69,848.00</b>
<b>Total CA-Maintenance Works (APO 2021-22)</b>	-	-	-	-	-
<b>Total CA Expenditure (APO 2021-22)</b>	<b>18,69,848.00</b>	-	-	-	<b>18,69,848.00</b>
<b>APO 2022-23</b>					
<b>CA-Minor Works (APO 2022-23)</b>					
1. Ridge Plantation	-	-	-	-	-
2. Tall Plantation	15,61,34,370.00	7,45,24,857.00	14,77,07,030.00	6,88,80,531.00	44,72,46,788.00
3. Fencing	-	30,40,360.00	3,87,629.00	-	34,27,989.00
4. SMC	2,83,88,412.00	-	-	34,45,584.00	3,18,33,996.00
5. Supervisory Charges	19,94,923.00	3,98,412.00	2,97,759.00	11,90,319.00	38,81,413.00
6. Small Plants	3,19,73,930.00	-	-	11,67,180.00	3,31,41,110.00
7. Other Charges	30,24,288.00	2,34,357.00	9,25,342.00	-	41,83,987.00
8. Native Species	-	-	-	-	-
9. Alkali Plantation	-	-	-	-	-
<b>Total CA Minor Work (APO 2022-23)</b>	<b>22,15,15,923.00</b>	<b>7,81,97,986.00</b>	<b>14,93,17,760.00</b>	<b>7,46,83,614.00</b>	<b>52,37,15,283.00</b>



Particular	1	2	3	4	Grand Total
	C.F. North	C.F. Central	C.F. West	C.F. South	
<b>CA-Maintenance Works (APO 2022-23)</b>					
<b>(A) 2017-18</b>					
1.Ridge Plantation	-	-	-	-	-
2.Tall Plantation	10,99,655.00	14,29,235.00	36,49,157.00	9,03,650.00	70,81,697.00
<b>(B) 2018-19</b>					
1.Ridge Plantation	-	-	-	-	-
2.Tall Plantation	37,03,590.00	13,63,066.00	45,63,801.00	34,14,351.00	1,30,44,808.00
3.Small Plantation	8,49,134.00	-	-	-	8,49,134.00
<b>(C) 2019-20</b>					
1.Ridge Plantation	-	-	-	-	-
2.Tall Plantation	16,51,108.00	7,27,501.00	14,76,401.00	6,96,118.00	45,51,128.00
3.Small Plantation	25,239.00	-	-	-	25,239.00
<b>(D) 2020-21</b>					
1.Ridge Plantation	32,937.00	-	-	-	32,937.00
2.Tall Plantation	1,07,35,365.00	37,83,493.00	1,50,30,217.00	36,69,104.00	3,32,18,179.00
3.Native Species	21,60,916.00	-	-	-	21,60,916.00
4.Trench Cum Pit	-	-	-	4,85,045.00	4,85,045.00
5.Alkali Plantation	-	-	-	5,18,351.00	5,18,351.00
6.Small Plantation	60,44,790.00	-	-	16,04,927.00	76,49,717.00
<b>(E) 2021-22</b>					
1.Ridge Plantation	-	-	-	-	-
2.Tall Plantation	3,43,63,868.00	1,52,76,768.00	4,09,49,559.00	1,66,55,935.00	10,72,46,130.00
3.Small Plantation	1,09,57,019.00	-	-	27,05,748.00	1,36,62,767.00
<b>Total CA Maintenance (APO 2022-23)</b>	<b>7,16,23,621.00</b>	<b>2,25,80,063.00</b>	<b>6,56,69,135.00</b>	<b>3,06,53,229.00</b>	<b>19,05,26,048.00</b>
<b>Total CA Expenditure (APO 2022-23)</b>	<b>29,31,39,544.00</b>	<b>10,07,78,049.00</b>	<b>21,49,86,895.00</b>	<b>10,53,36,843.00</b>	<b>71,42,41,331.00</b>
Total CA Minor Works (APO 2021-22 & 2022-23)	22,33,85,771.00	7,81,97,986.00	14,93,17,760.00	7,46,83,614.00	52,55,85,131.00
Total CA Maintenance Works (APO 2021-22 & 2022-23)	7,16,23,621.00	2,25,80,063.00	6,56,69,135.00	3,06,53,229.00	19,05,26,048.00
<b>Total CA Expenditure (APO 2021-22 &amp; 2022-23)</b>	<b>29,50,09,392.00</b>	<b>10,07,78,049.00</b>	<b>21,49,86,895.00</b>	<b>10,53,36,843.00</b>	<b>71,61,11,179.00</b>

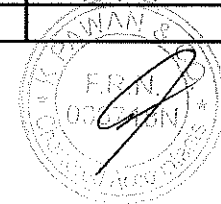


Particular	1	2	3	4	Grand Total
	C.F. North	C.F. Central	C.F. West	C.F. South	
CA Expenditure (APO 2021-22)	18,69,848.00	-	-	-	18,69,848.00
CA Expenditure (APO 2022-23)	29,31,39,544.00	10,07,78,049.00	21,49,86,895.00	10,53,36,843.00	71,42,41,331.00
<b>Total CA Expenditure (APO 2021-22 &amp; 2022-23)</b>	<b>29,50,09,392.00</b>	<b>10,07,78,049.00</b>	<b>21,49,86,895.00</b>	<b>10,53,36,843.00</b>	<b>71,61,11,179.00</b>
<b>Refernce to Annexure</b>	<b>Annexure-1.1</b>	<b>Annexure-1.2</b>	<b>Annexure-1.3</b>	<b>Annexure-1.4</b>	



## Annexure-1.1

Particular	C.F. North					
	1	2	3	4	5	Total C.F. North
	D.F.O Morni Pinjore	D.F.O Ambala	D.F.O Yamunanagar	D.F.O Kurukshetra	D.F.O. Kaithal	
<b>Componsatory Afforestation</b>						
<b>APO 2021-22</b>						
<b>CA-Minor Works (APO 2021-22)</b>						
1. Ridge Plantation	-	-	-	-	-	-
2. Tall Plantation	-	-	-	-	-	-
3.Fencing	-	-	-	-	-	-
4. SMC	18,69,848.00	-	-	-	-	18,69,848.00
5. Supervisory Charges	-	-	-	-	-	-
6. Small Plants	-	-	-	-	-	-
7. Other Charges	-	-	-	-	-	-
8. Native Species	-	-	-	-	-	-
9. Alkali Plantation	-	-	-	-	-	-
<b>Total CA Minor Work (APO 2021-22)</b>	<b>18,69,848.00</b>	-	-	-	-	<b>18,69,848.00</b>
<b>Total CA-Maintenance Works (APO 2021-22)</b>	-	-	-	-	-	-
<b>Total CA Expenditure (APO 2021-22)</b>	<b>18,69,848.00</b>	-	-	-	-	<b>18,69,848.00</b>
<b>APO 2022-23</b>						
<b>CA-Minor Works (APO 2022-23)</b>						
1. Ridge Plantation	-	-	-	-	-	-
2. Tall Plantation	3,76,52,394.00	5,11,08,281.00	3,41,48,190.00	88,59,841.00	2,43,65,664.00	15,61,34,370.00
3. Fencing	-	-	-	-	-	-
4. SMC	2,83,88,412.00	-	-	-	-	2,83,88,412.00
5. Supervisory Charges	12,38,830.00	-	2,56,093.00	-	5,00,000.00	19,94,923.00
6. Small Plants	3,19,73,930.00	-	-	-	-	3,19,73,930.00
7. Other Charges	30,24,288.00	-	-	-	-	30,24,288.00
8. Native Species	-	-	-	-	-	-
9. Alkali Plantation	-	-	-	-	-	-
<b>Total CA Minor Work (APO 2022-23)</b>	<b>10,22,77,854.00</b>	<b>5,11,08,281.00</b>	<b>3,44,04,283.00</b>	<b>88,59,841.00</b>	<b>2,48,65,664.00</b>	<b>22,15,15,923.00</b>




Particular	C.F. North					
	1	2	3	4	5	Total C.F. North
	D.F.O Morni Pinjore	D.F.O Ambala	D.F.O Yamunanagar	D.F.O Kurukshetra	D.F.O. Kaithal	
<b>CA-Maintenance Works (APO 2022-23)</b>						
<b>(A) 2017-18</b>						
1.Ridge Plantation	-	-	-	-	-	-
2.Tall Plantation	-	6,47,499.00	-	5,891.00	4,46,265.00	10,99,655.00
<b>(B) 2018-19</b>						
1.Ridge Plantation	-	-	-	-	-	-
2.Tall Plantation	-	-	30,20,979.00	6,82,611.00	-	37,03,590.00
3.Small Plantation	79,771.00	4,95,873.00	-	-	2,73,490.00	8,49,134.00
<b>(C) 2019-20</b>						
1.Ridge Plantation	-	-	-	-	-	-
2.Tall Plantation	-	57,313.00	3,94,137.00	7,67,110.00	4,32,548.00	16,51,108.00
3.Small Plantation	25,239.00	-	-	-	-	25,239.00
<b>(D) 2020-21</b>						
1.Ridge Plantation	-	-	-	32,937.00	-	32,937.00
2.Tall Plantation	24,64,035.00	65,89,879.00	5,35,848.00	1,27,602.00	10,18,001.00	1,07,35,365.00
3.Native Species	-	-	-	-	21,60,916.00	21,60,916.00
4.Trench Cum Pit	-	-	-	-	-	-
5.Alkali Plantation	-	-	-	-	-	-
6.Small Plantation	53,32,449.00	7,12,341.00	-	-	-	60,44,790.00
<b>(E) 2021-22</b>						
1.Ridge Plantation	-	-	-	-	-	-
2.Tall Plantation	90,12,132.00	59,02,212.00	1,08,47,972.00	14,85,121.00	71,16,431.00	3,43,63,868.00
3.Small Plantation	1,09,57,019.00	-	-	-	-	1,09,57,019.00
<b>Total CA Maintenance (APO 2022-23)</b>	<b>2,78,70,645.00</b>	<b>1,44,05,117.00</b>	<b>1,47,98,936.00</b>	<b>31,01,272.00</b>	<b>1,14,47,651.00</b>	<b>7,16,23,621.00</b>
<b>Total CA Expenditure (APO 2022-23)</b>	<b>13,01,48,499.00</b>	<b>6,55,13,398.00</b>	<b>4,92,03,219.00</b>	<b>1,19,61,113.00</b>	<b>3,63,13,315.00</b>	<b>29,31,39,544.00</b>
Total CA Minor Works (APO 2021-22 & 2022-23)	10,41,47,702.00	5,11,08,281.00	3,44,04,283.00	88,59,841.00	2,48,65,664.00	22,33,85,771.00
Total CA Maintenance Works (APO 2021-22 & 2022-23)	2,78,70,645.00	1,44,05,117.00	1,47,98,936.00	31,01,272.00	1,14,47,651.00	7,16,23,621.00
<b>Total CA Expenditure (APO 2021-22 &amp; 2022-23)</b>	<b>13,20,18,347.00</b>	<b>6,55,13,398.00</b>	<b>4,92,03,219.00</b>	<b>1,19,61,113.00</b>	<b>3,63,13,315.00</b>	<b>29,50,09,392.00</b>

Particular	C.F. North					
	1	2	3	4	5	
	D.F.O Morni Pinjore	D.F.O Ambala	D.F.O Yamunanagar	D.F.O Kurukshetra	D.F.O. Kaithal	Total C.F. North
CA Expenditure (APO 2021-22)	18,69,848.00	-	-	-	-	18,69,848.00
CA Expenditure (APO 2022-23)	13,01,48,499.00	6,55,13,398.00	4,92,03,219.00	1,19,61,113.00	3,63,13,315.00	29,31,39,544.00
<b>Total CA Expenditure (APO 2021-22 &amp; 2022-23)</b>	<b>13,20,18,347.00</b>	<b>6,55,13,398.00</b>	<b>4,92,03,219.00</b>	<b>1,19,61,113.00</b>	<b>3,63,13,315.00</b>	<b>29,50,09,392.00</b>




**Annexure-1.2**

Particular	C.F. Central					
	6	7	8	9	10	Total C.F. Central
	D.F.O Karnal	D.F.O Panipat	D.F.O Sonipat	D.F.O Rohtak	D.F.O Jhajjar	
<b>Componsatory Afforestation</b>						
<b>APO 2021-22</b>						
<b>CA-Minor Works (APO 2021-22)</b>						
1. Ridge Plantation	-	-	-	-	-	-
2. Tall Plantation	-	-	-	-	-	-
3. Fencing	-	-	-	-	-	-
4. SMC	-	-	-	-	-	-
5. Supervisory Charges	-	-	-	-	-	-
6. Small Plants	-	-	-	-	-	-
7. Other Charges	-	-	-	-	-	-
8. Native Species	-	-	-	-	-	-
9. Alkali Plantation	-	-	-	-	-	-
<b>Total CA Minor Work (APO 2021-22)</b>	-	-	-	-	-	-
<b>Total CA-Maintenance Works (APO 2021-22)</b>	-	-	-	-	-	-
<b>Total CA Expenditure (APO 2021-22)</b>	-	-	-	-	-	-
<b>APO 2022-23</b>						
<b>CA-Minor Works (APO 2022-23)</b>						
1. Ridge Plantation	-	-	-	-	-	-
2. Tall Plantation	3,02,72,045.00	89,94,079.00	1,89,26,344.00	88,05,759.00	75,26,630.00	7,45,24,857.00
3. Fencing	30,40,360.00	-	-	-	-	30,40,360.00
4. SMC	-	-	-	-	-	-
5. Supervisory Charges	3,98,412.00	-	-	-	-	3,98,412.00
6. Small Plants	-	-	-	-	-	-
7. Other Charges	2,34,357.00	-	-	-	-	2,34,357.00
8. Native Species	-	-	-	-	-	-
9. Alkali Plantation	-	-	-	-	-	-
<b>Total CA Minor Work (APO 2022-23)</b>	3,39,45,174.00	89,94,079.00	1,89,26,344.00	88,05,759.00	75,26,630.00	7,81,97,986.00



Particular	C.F. Central					
	6	7	8	9	10	Total C.F. Central
	D.F.O Karnal	D.F.O Panipat	D.F.O Sonipat	D.F.O Rohtak	D.F.O Jhajjar	
<b>CA-Maintenance Works (APO 2022-23)</b>						
<b>(A) 2017-18</b>						
1.Ridge Plantation	-	-	-	-	-	-
2.Tall Plantation	-	-	7,39,689.00	4,81,923.00	2,07,623.00	14,29,235.00
<b>(B) 2018-19</b>						
1.Ridge Plantation	-	-	-	-	-	-
2.Tall Plantation	1,17,117.00	4,43,126.00	4,58,395.00	2,01,158.00	1,43,270.00	13,63,066.00
3.Small Plantation	-	-	-	-	-	-
<b>(C) 2019-20</b>						
1.Ridge Plantation	-	-	-	-	-	-
2.Tall Plantation	76,720.00	4,24,324.00	12,549.00	2,01,203.00	12,705.00	7,27,501.00
3.Small Plantation	-	-	-	-	-	-
<b>(D) 2020-21</b>						
1.Ridge Plantation	-	-	-	-	-	-
2.Tall Plantation	15,25,331.00	20,03,119.00	1,40,421.00	-	1,14,622.00	37,83,493.00
3.Native Species	-	-	-	-	-	-
4.Trench Cum Pit	-	-	-	-	-	-
5.Akali Plantation	-	-	-	-	-	-
6.Small Plantation	-	-	-	-	-	-
<b>(E) 2021-22</b>						
1.Ridge Plantation	-	-	-	-	-	-
2.Tall Plantation	44,84,178.00	31,14,055.00	76,43,161.00	35,374.00	-	1,52,76,768.00
3.Small Plantation	-	-	-	-	-	-
<b>Total CA Maintenance (APO 2022-23)</b>	<b>62,03,346.00</b>	<b>59,84,624.00</b>	<b>89,94,215.00</b>	<b>9,19,658.00</b>	<b>4,78,220.00</b>	<b>2,25,80,063.00</b>
<b>Total CA Expenditure (APO 2022-23)</b>	<b>4,01,48,520.00</b>	<b>1,49,78,703.00</b>	<b>2,79,20,559.00</b>	<b>97,25,417.00</b>	<b>80,04,850.00</b>	<b>10,07,78,049.00</b>
Total CA Minor Works (APO 2021-22 & 2022-23)	3,39,45,174.00	89,94,079.00	1,89,26,344.00	88,05,759.00	75,26,630.00	7,81,97,986.00
Total CA Maintenance Works (APO 2021-22 & 2022-23)	62,03,346.00	59,84,624.00	89,94,215.00	9,19,658.00	4,78,220.00	2,25,80,063.00
<b>Total CA Expenditure (APO 2021-22 &amp; 2022-23)</b>	<b>4,01,48,520.00</b>	<b>1,49,78,703.00</b>	<b>2,79,20,559.00</b>	<b>97,25,417.00</b>	<b>80,04,850.00</b>	<b>10,07,78,049.00</b>




Particular	C.F. Central					
	6	7	8	9	10	
	D.F.O Karnal	D.F.O Panipat	D.F.O Sonipat	D.F.O Rohtak	D.F.O Jhajjar	Total C.F. Central
CA Expenditure (APO 2021-22)	-	-	-	-	-	-
CA Expenditure (APO 2022-23)	4,01,48,520.00	1,49,78,703.00	2,79,20,559.00	97,25,417.00	80,04,850.00	10,07,78,049.00
<b>Total CA Expenditure (APO 2021-22 &amp; 2022-23)</b>	<b>4,01,48,520.00</b>	<b>1,49,78,703.00</b>	<b>2,79,20,559.00</b>	<b>97,25,417.00</b>	<b>80,04,850.00</b>	<b>10,07,78,049.00</b>



Annexure-1.3

Particular	C.F. West						
	11	12	13	14	15	16	Total C.F. West
	D.F.O.Hissar	D.F.O.Sirsa	D.F.O.Fatehabad	D.F.O.Jind	D.F.O.Bhiwani	D.F.O.Dadri	
<b>Componsatory Afforestation</b>							
<b>APO 2021-22</b>							
<b>CA-Minor Works (APO 2021-22)</b>							
1. Ridge Plantation	-	-	-	-	-	-	-
2. Tall Plantation	-	-	-	-	-	-	-
3.Fencing	-	-	-	-	-	-	-
4. SMC	-	-	-	-	-	-	-
5. Supervisory Charges	-	-	-	-	-	-	-
6. Small Plants	-	-	-	-	-	-	-
7. Other Charges	-	-	-	-	-	-	-
8. Native Species	-	-	-	-	-	-	-
9. Alkali Plantation	-	-	-	-	-	-	-
<b>Total CA Minor Work (APO 2021-22)</b>	-	-	-	-	-	-	-
<b>Total CA-Maintenance Works (APO 2021-22)</b>	-	-	-	-	-	-	-
<b>Total CA Expenditure (APO 2021-22)</b>	-	-	-	-	-	-	-
<b>APO 2022-23</b>							
<b>CA-Minor Works (APO 2022-23)</b>							
1. Ridge Plantation	-	-	-	-	-	-	-
2. Tall Plantation	3,34,15,162.00	2,48,65,409.00	2,71,18,572.00	2,64,61,608.00	2,62,60,860.00	95,85,419.00	14,77,07,030.00
3. Fencing	3,87,629.00	-	-	-	-	-	3,87,629.00
4. SMC	-	-	-	-	-	-	-
5. Supervisory Charges	-	-	95,080.00	-	-	2,02,679.00	2,97,759.00
6. Small Plants	-	-	-	-	-	-	-
7. Other Charges	-	4,38,561.00	-	4,86,781.00	-	-	9,25,342.00
8. Native Species	-	-	-	-	-	-	-
9. Alkali Plantation	-	-	-	-	-	-	-
<b>Total CA Minor Work (APO 2022-23)</b>	<b>3,38,02,791.00</b>	<b>2,53,03,970.00</b>	<b>2,72,13,652.00</b>	<b>2,69,48,389.00</b>	<b>2,62,60,860.00</b>	<b>97,88,098.00</b>	<b>14,93,17,760.00</b>



Particular	C.F. West						
	11	12	13	14	15	16	Total C.F. West
	D.F.O.Hissar	D.F.O.Sirsa	D.F.O.Fatehabad	D.F.O.Jind	D.F.O.Bhiwani	D.F.O.Dadri	
<b>CA-Maintenance Works (APO 2022-23)</b>							-
<b>(A) 2017-18</b>							-
1.Ridge Plantation	-	-	-	-	-	-	-
2.Tall Plantation	8,45,369.00	6,40,103.00	15,44,852.00	-	4,84,064.00	1,34,769.00	36,49,157.00
							-
<b>(B) 2018-19</b>							-
1.Ridge Plantation	-	-	-	-	-	-	-
2.Tall Plantation	15,55,402.00	4,91,243.00	8,82,262.00	6,76,275.00	7,37,225.00	2,21,394.00	45,63,801.00
3.Small Plantation	-	-	-	-	-	-	-
							-
<b>(C) 2019-20</b>							-
1.Ridge Plantation	-	-	-	-	-	-	-
2.Tall Plantation	7,38,513.00	17,078.00	6,86,932.00	-	33,878.00	-	14,76,401.00
							-
							-
<b>(D) 2020-21</b>							-
1.Ridge Plantation	-	-	-	-	-	-	-
2.Tall Plantation	57,27,294.00	23,35,690.00	45,53,552.00	15,95,133.00	8,18,548.00	-	1,50,30,217.00
3.Native Species	-	-	-	-	-	-	-
4.Trench Cum Pit	-	-	-	-	-	-	-
5.Alkali Plantation	-	-	-	-	-	-	-
6.Small Plantation	-	-	-	-	-	-	-
							-
<b>(E) 2021-22</b>							-
1.Ridge Plantation	-	-	-	-	-	-	-
2.Tall Plantation	1,32,71,164.00	1,44,84,726.00	13,39,807.00	96,42,097.00	22,06,342.00	5,423.00	4,09,49,559.00
3.Small Plantation	-	-	-	-	-	-	-
							-
<b>Total CA Maintenance (APO 2022-23)</b>	<b>2,21,37,742.00</b>	<b>1,79,68,840.00</b>	<b>90,07,405.00</b>	<b>1,19,13,505.00</b>	<b>42,80,057.00</b>	<b>3,61,586.00</b>	<b>6,56,69,135.00</b>
<b>Total CA Expenditure (APO 2022-23)</b>	<b>5,59,40,533.00</b>	<b>4,32,72,810.00</b>	<b>3,62,21,057.00</b>	<b>3,88,61,894.00</b>	<b>3,05,40,917.00</b>	<b>1,01,49,684.00</b>	<b>21,49,86,895.00</b>
Total CA Minor Works (APO 2021-22 & 2022-23)	3,38,02,791.00	2,53,03,970.00	2,72,13,652.00	2,69,48,389.00	2,62,60,860.00	97,88,098.00	14,93,17,760.00
Total CA Maintenance Works (APO 2021-22 & 2022-23)	2,21,37,742.00	1,79,68,840.00	90,07,405.00	1,19,13,505.00	42,80,057.00	3,61,586.00	6,56,69,135.00
<b>Total CA Expenditure (APO 2021-22 &amp; 2022-23)</b>	<b>5,59,40,533.00</b>	<b>4,32,72,810.00</b>	<b>3,62,21,057.00</b>	<b>3,88,61,894.00</b>	<b>3,05,40,917.00</b>	<b>1,01,49,684.00</b>	<b>21,49,86,895.00</b>

Particular	C.F. West						
	11	12	13	14	15	16	
	D.F.O.Hissar	D.F.O.Sirsa	D.F.O.Fatehabad	D.F.O.Jind	D.F.O.Bhiwani	D.F.O.Dadri	Total C.F.West
CA Expenditure (APO 2021-22)	-	-	-	-	-	-	-
CA Expenditure (APO 2022-23)	5,59,40,533.00	4,32,72,810.00	3,62,21,057.00	3,88,61,894.00	3,05,40,917.00	1,01,49,684.00	21,49,86,895.00
<b>Total CA Expenditure (APO 2021-22 &amp; 2022-23)</b>	<b>5,59,40,533.00</b>	<b>4,32,72,810.00</b>	<b>3,62,21,057.00</b>	<b>3,88,61,894.00</b>	<b>3,05,40,917.00</b>	<b>1,01,49,684.00</b>	<b>21,49,86,895.00</b>




## Annexure-1.4

Particular	C.F. South						
	17	18	19	20	21	22	Total C.F.South
	D.F.O.Gurgaon	D.F.O.Faridabad	D.F.O.Rewari	D.F.O.Mohindergarh	D.F.O.Palwal	D.F.O.Nuh Mewat	
<b>Componsatory Afforestation</b>							
<b>APO 2021-22</b>							
<b>CA-Minor Works (APO 2021-22)</b>							
1. Ridge Plantation	-	-	-	-	-	-	-
2. Tall Plantation	-	-	-	-	-	-	-
3.Fencing	-	-	-	-	-	-	-
4. SMC	-	-	-	-	-	-	-
5. Supervisory Charges	-	-	-	-	-	-	-
6. Small Plants	-	-	-	-	-	-	-
7. Other Charges	-	-	-	-	-	-	-
8. Native Species	-	-	-	-	-	-	-
9. Alkali Plantation	-	-	-	-	-	-	-
<b>Total CA Minor Work (APO 2021-22)</b>	-	-	-	-	-	-	-
<b>Total CA-Maintenance Works (APO 2021-22)</b>	-	-	-	-	-	-	-
<b>Total CA Expenditure (APO 2021-22)</b>	-	-	-	-	-	-	-
<b>APO 2022-23</b>							
<b>CA-Minor Works (APO 2022-23)</b>							
1. Ridge Plantation	-	-	-	-	-	-	-
2. Tall Plantation	62,93,196.00	19,29,632.00	1,33,75,367.00	96,07,446.00	46,28,842.00	3,30,46,048.00	<b>6,88,80,531.00</b>
3. Fencing	-	-	-	-	-	-	-
4. SMC	34,45,584.00	-	-	-	-	-	<b>34,45,584.00</b>
5. Supervisory Charges	7,39,165.00	-	-	-	-	4,51,154.00	<b>11,90,319.00</b>
6. Small Plants	-	11,67,180.00	-	-	-	-	<b>11,67,180.00</b>
7. Other Charges	-	-	-	-	-	-	-
8. Native Species	-	-	-	-	-	-	-
9. Alkali Plantation	-	-	-	-	-	-	-
<b>Total CA Minor Work (APO 2022-23)</b>	<b>1,04,77,945.00</b>	<b>30,96,812.00</b>	<b>1,33,75,367.00</b>	<b>96,07,446.00</b>	<b>46,28,842.00</b>	<b>3,34,97,202.00</b>	<b>7,46,83,614.00</b>



Particular	C.F. South						
	17	18	19	20	21	22	Total C.F.South
	D.F.O.Gurgaon	D.F.O.Faridabad	D.F.O.Rewari	D.F.O.Mohindergarh	D.F.O.Palwal	D.F.O.Nuh Mewat	
<b>CA-Maintenance Works (APO 2022-23)</b>							
<b>(A) 2017-18</b>							
1.Ridge Plantation	-	-	-	-	-	-	-
2.Tall Plantation	-	16,718.00	4,99,276.00	70,082.00	-	3,17,574.00	9,03,650.00
<b>(B) 2018-19</b>							
1.Ridge Plantation	-	-	-	-	-	-	-
2.Tall Plantation	46,349.00	28,028.00	13,84,642.00	2,49,693.00	1,55,998.00	15,49,641.00	34,14,351.00
3.Small Plantation	-	-	-	-	-	-	-
<b>(C) 2019-20</b>							
1.Ridge Plantation	-	-	-	-	-	-	-
2.Tall Plantation	-	3,35,532.00	2,44,824.00	-	-	1,15,762.00	6,96,118.00
3.Small Plantation	-	-	-	-	-	-	-
<b>(D) 2020-21</b>							
1.Ridge Plantation	-	-	-	-	-	-	-
2.Tall Plantation	13,82,925.00	2,44,101.00	9,67,613.00	39,243.00	-	10,35,222.00	36,69,104.00
3.Native Species	-	-	-	-	-	-	-
4.Trench Cum Pit	-	-	-	3,67,968.00	-	1,17,077.00	4,85,045.00
5.Alkali Plantation	5,18,351.00	-	-	-	-	-	5,18,351.00
6.Small Plantation	-	16,04,927.00	-	-	-	-	16,04,927.00
<b>(E) 2021-22</b>							
1.Ridge Plantation	-	-	-	-	-	-	-
2.Tall Plantation	7,58,727.00	21,86,041.00	50,70,540.00	13,81,768.00	6,43,783.00	66,15,076.00	1,66,55,935.00
3.Small Plantation	15,53,548.00	11,52,200.00	-	-	-	-	27,05,748.00
<b>Total CA Maintenance (APO 2022-23)</b>	<b>42,59,900.00</b>	<b>55,67,547.00</b>	<b>81,66,895.00</b>	<b>21,08,754.00</b>	<b>7,99,781.00</b>	<b>97,50,352.00</b>	<b>3,06,53,229.00</b>
<b>Total CA Expenditure (APO 2022-23)</b>	<b>1,47,37,845.00</b>	<b>86,64,359.00</b>	<b>2,15,42,262.00</b>	<b>1,17,16,200.00</b>	<b>54,28,623.00</b>	<b>4,32,47,554.00</b>	<b>10,53,36,843.00</b>
Total CA Minor Works (APO 2021-22 & 2022-23)	1,04,77,945.00	30,96,812.00	1,33,75,367.00	96,07,446.00	46,28,842.00	3,34,97,202.00	7,46,83,614.00
Total CA Maintenance Works (APO 2021-22 & 2022-23)	42,59,900.00	55,67,547.00	81,66,895.00	21,08,754.00	7,99,781.00	97,50,352.00	3,06,53,229.00
<b>Total CA Expenditure (APO 2021-22 &amp; 2022-23)</b>	<b>1,47,37,845.00</b>	<b>86,64,359.00</b>	<b>2,15,42,262.00</b>	<b>1,17,16,200.00</b>	<b>54,28,623.00</b>	<b>4,32,47,554.00</b>	<b>10,53,36,843.00</b>



Particular	C.F. South						
	17	18	19	20	21	22	
	D.F.O.Gurgaon	D.F.O.Faridabad	D.F.O.Rewari	D.F.O.Mohindergarh	D.F.O.Palwal	D.F.O.Nuh Mewat	Total C.F.South
CA Expenditure (APO 2021-22)	-	-	-	-	-	-	-
CA Expenditure (APO 2022-23)	1,47,37,845.00	86,64,359.00	2,15,42,262.00	1,17,16,200.00	54,28,623.00	4,32,47,554.00	10,53,36,843.00
<b>Total CA Expenditure (APO 2021-22 &amp; 2022-23)</b>	<b>1,47,37,845.00</b>	<b>86,64,359.00</b>	<b>2,15,42,262.00</b>	<b>1,17,16,200.00</b>	<b>54,28,623.00</b>	<b>4,32,47,554.00</b>	<b>10,53,36,843.00</b>




## Annexure-2

Particular	1	2	3	4	Grand Total
	C.F. North	C.F. Central	C.F. West	C.F. South	
<b>Net Present Value (NPV)</b>					
<b>APO 2021-22</b>					
<b>NPV-Minor Works (APO 2021-22)</b>					
1. Ridge Plantation	-	-	-	-	-
2. Tall Plantation	-	-	68,52,757.00	-	68,52,757.00
3. Plantation of TP on strips of Block Forests	-	-	-	-	-
4. Soil and Moisture Conservation	1,63,03,168.00	-	-	-	1,63,03,168.00
5. Wildlife	-	-	-	-	-
6. Proposals of Development Wing	-	-	-	-	-
7. Eco-Restoration Plantation	-	-	-	-	-
8. Stabilization & greening of Vehicle cliffs in Shivaliks	-	-	-	-	-
9. Infrastructure of Forest Protection	-	-	-	-	-
<b>(a) Building</b>					
Range Residence	-	-	-	-	-
Range Office	-	-	-	-	-
Forester Quarter/Block Office	-	-	-	-	-
Forester Guard Hut	-	-	-	-	-
Toilet	-	-	-	-	-
<b>(b) Vehicles/Mahinery</b>					
Balero Jeep	-	-	-	-	-
Bolero Camper	-	-	-	-	-
Tractor	-	-	-	-	-
Trolley	-	-	-	-	-
Tanker	-	-	-	-	-
Genser/Diesel Pumps	-	-	-	-	-
Mini Tractor	-	-	-	-	-
10. Native Species	-	-	-	-	-
11. Tree Guards/Fencing	-	-	4,70,116.00	-	4,70,116.00
<b>Total NPV Minor Works (APO 2021-22)</b>	<b>1,63,03,168.00</b>	<b>-</b>	<b>73,22,873.00</b>	<b>-</b>	<b>2,36,26,041.00</b>



Particular	1	2	3	4	Grand Total
	C.F. North	C.F. Central	C.F. West	C.F. South	
<b>Total NPV-Maintenance Works (APO 2021-22)</b>	-	-	-	-	-
<b>Total NPV Expenditure (APO 2021-22)</b>	<b>1,63,03,168.00</b>	-	<b>73,22,873.00</b>	-	<b>2,36,26,041.00</b>
<b>APO 2022-23</b>					
<b>NPV-Minor Works (APO 2022-23)</b>					
1. Tall Plantation	2,75,80,438.00	1,80,75,698.00	2,41,03,922.00	1,74,92,342.00	8,72,52,400.00
2. Ridge Plantation	35,35,136.00	1,33,62,148.00	44,39,324.00	40,22,823.00	2,53,59,431.00
3. Native Species	44,74,129.00	-	-	2,09,25,708.00	2,53,99,837.00
4. Planation on Alkali Soils	-	-	-	-	-
5. Fencing	-	16,51,941.00	1,00,39,270.00	-	1,16,91,211.00
6. Infrastructure	-	-	-	-	-
<b>(a) Building</b>					
Range Residence	-	17,84,667.00	36,11,035.00	-	53,95,702.00
Range Office	24,41,065.00	-	54,41,067.00	-	78,82,132.00
Forester Qauter/Block Office	13,65,000.00	15,00,000.00	60,04,639.00	15,00,000.00	1,03,69,639.00
Forester Guard Hut	37,27,699.00	11,19,176.00	85,22,456.00	-	1,33,69,331.00
Class-IV Quarter	14,80,001.00	-	-	-	14,80,001.00
Toilet	54,862.00	-	-	-	54,862.00
Tubewell	9,71,734.00	-	-	-	9,71,734.00
<b>(b) Vehicles/Mahinery</b>					
Balero Jeep	-	-	-	-	-
Bolero Camper	-	-	-	-	-
Tractor	-	-	-	-	-
Trolly	-	-	-	-	-
Tanker	-	-	-	-	-
Rotavator/Harrow/Cultivator	-	-	-	-	-
Genset/Diesel Pumps	-	-	-	-	-
7. Soil & Moisture Conservation Works	12,09,74,926.00	-	-	22,31,822.00	12,32,06,748.00
8. Conservation/Restoration of Protection of Kila Zafargarh PF/Quila	-	-	-	-	-
9. TOFI Expenditure	-	2,08,040.00	-	-	2,08,040.00




Particular	1	2	3	4	Grand Total
	C.F. North	C.F. Central	C.F. West	C.F. South	
10. Survey and Demarcation					
(a) DGPS	-	-	-	-	-
(B) Workstation	-	-	-	-	-
(c) Arc GIS Software	-	-	-	-	-
(e) Access rights of viewing satellite imageries	-	-	-	-	-
(f) Development of web and mobile based software	-	-	-	-	-
(g) Procurement of drones for mapping of CAMPA plantations including	-	-	-	-	-
11. ANR (Eco-Restoration)	3,83,24,689.00	-	32,12,936.00	1,76,16,450.00	5,91,54,075.00
<b>Total NPV Minor Works NPV (2022-23)</b>	<b>20,49,29,679.00</b>	<b>3,77,01,670.00</b>	<b>6,53,74,649.00</b>	<b>6,37,89,145.00</b>	<b>37,17,95,143.00</b>
<b>NPV Maintenance Works (APO 2022-23)</b>					
<b>(A) 2017-18</b>					
1. ANR Plantation	-	-	-	-	-
2. Ridge Plantation	-	-	-	-	-
3. Tall Plantation	-	5,25,753.00	-	1,77,614.00	7,03,367.00
4. Plantation on National Highways.	12,38,573.00	-	23,73,661.00	1,45,759.00	37,57,993.00
5. Beautification of District Roads.	1,28,691.00	-	1,86,542.00	40,082.00	3,55,315.00
6. Native Species	1,87,019.00	-	-	-	1,87,019.00
7. NH Shurb / Plantation	1,19,265.00	-	1,19,039.00	-	2,38,304.00
8. Eco Restoration	-	-	-	1,61,692.00	1,61,692.00
<b>(B) 2018-19</b>					
1. ANR Plantation	-	-	-	-	-
2. Ridge Plantation	-	-	-	-	-
3. Tall Plantation	28,93,568.00	9,37,797.00	31,05,005.00	5,40,442.00	74,76,812.00
4. Plantation on National Highways.	20,08,711.00	-	10,15,326.00	-	30,24,037.00
5. NH Shurb	8,52,498.00	-	5,39,647.00	-	13,92,145.00
6. Beautification of District Roads.	-	-	-	-	-
7. Native Species	7,29,613.00	-	1,29,126.00	7,85,391.00	16,44,130.00
8. Eco Restoration	-	-	30,200.00	5,99,464.00	6,29,664.00



Particular	1	2	3	4	Grand Total
	C.F. North	C.F. Central	C.F. West	C.F. South	
<b>(C) 2019-20</b>					
1. ANR Plantation	-	-	-	-	-
2. Ridge Plantation	-	-	48,234.00	-	48,234.00
3. Tall Plantation	23,42,370.00	14,97,965.00	11,55,175.00	5,36,644.00	55,32,154.00
4. Plantation on National Highways.	-	-	-	-	-
5. Beautification of District Roads.	-	-	-	-	-
<b>(D) 2020-21</b>					
1. ANR Plantation	-	-	-	-	-
2. Ridge Plantation	2,36,835.00	11,15,893.00	45,842.00	1,88,047.00	15,86,617.00
3. Tall Plantation	88,88,589.00	64,17,231.00	1,33,51,926.00	45,76,672.00	3,32,34,418.00
4. Plantation on National Highways.	-	-	-	-	-
5. Beautification of District Roads.	-	-	-	-	-
6. Eco Restoration	94,220.00	-	17,80,272.00	12,51,566.00	31,26,058.00
7. Native Species	-	-	-	8,49,694.00	8,49,694.00
<b>(E) 2021-22</b>					
1. ANR Plantation	-	-	-	-	-
2. Ridge Plantation	13,60,397.00	46,72,837.00	9,00,536.00	-	69,33,770.00
3. Tall Plantation	2,54,35,438.00	1,57,85,550.00	3,68,14,814.00	1,26,73,785.00	9,07,09,587.00
4. Plantation on National Highways.	-	-	-	-	-
5. Beautification of District Roads.	-	-	-	-	-
6. Eco Restoration	-	-	-	24,25,154.00	24,25,154.00
7. Native Species	-	-	-	36,93,915.00	36,93,915.00
8. Alkali	-	18,82,337.00	-	-	18,82,337.00
<b>Total 18 Maintenance NPV (APO 2022-23)</b>	<b>4,65,15,787.00</b>	<b>3,28,35,363.00</b>	<b>6,15,95,345.00</b>	<b>2,86,45,921.00</b>	<b>16,95,92,416.00</b>
<b>Total NPV Expenditure (APO 2022-23)</b>	<b>25,14,45,466.00</b>	<b>7,05,37,033.00</b>	<b>12,69,69,994.00</b>	<b>9,24,35,066.00</b>	<b>54,13,87,559.00</b>
Total NPV Minor Works (APO 2021-22 & 2022-23)	22,12,32,847.00	3,77,01,670.00	7,26,97,522.00	6,37,89,145.00	39,54,21,184.00
Total NPV Maintenance Works (APO 2021-22 & 2022-23)	4,65,15,787.00	3,28,35,363.00	6,15,95,345.00	2,86,45,921.00	16,95,92,416.00
<b>Total NPV Expenditure (APO 2021-22 &amp; 2022-23)</b>	<b>26,77,48,634.00</b>	<b>7,05,37,033.00</b>	<b>13,42,92,867.00</b>	<b>9,24,35,066.00</b>	<b>56,50,13,600.00</b>

<b>Refernce to Annexure</b>	<b>Annexure-2.1</b>	<b>Annexure-2.2</b>	<b>Annexure-2.3</b>	<b>Annexure-2.4</b>
-----------------------------	---------------------	---------------------	---------------------	---------------------




## Annexure-2.1


	C.F. North					
	1	2	3	4	5	Total C.F. North
	D.F.O Morni Pinjore	D.F.O Ambala	D.F.O Yamunanagar	D.F.O Kurukshetra	D.F.O. Kaithal	
<b>Net Present Value (NPV)</b>						
<b>APO 2021-22</b>						
<b>NPV-Minor Works (APO 2021-22)</b>						
1. Ridge Plantation	-	-	-	-	-	-
2. Tall Plantation	-	-	-	-	-	-
3. Plantation of TP on strips of Block Forests	-	-	-	-	-	-
4. Soil and Moisture Conservation	1,63,03,168.00	-	-	-	-	1,63,03,168.00
5. Wildlife	-	-	-	-	-	-
6. Proposals of Development Wing	-	-	-	-	-	-
7. Eco-Restoration Plantation	-	-	-	-	-	-
8. Stabilization & greening of Vehicle cliffs in Shivaliks	-	-	-	-	-	-
9. Infrastructure of Forest Protection	-	-	-	-	-	-
<b>(a) Building</b>						
Range Residence	-	-	-	-	-	-
Range Office	-	-	-	-	-	-
Forester Quarter/Block Office	-	-	-	-	-	-
Forester Guard Hut	-	-	-	-	-	-
Toilet	-	-	-	-	-	-
<b>(b) Vehicles/Mahinery</b>						
Balero Jeep	-	-	-	-	-	-
Bolero Camper	-	-	-	-	-	-
Tractor	-	-	-	-	-	-
Trolley	-	-	-	-	-	-
Tanker	-	-	-	-	-	-
Genser/Diesel Pumps	-	-	-	-	-	-
Mini Tractor	-	-	-	-	-	-
10. Native Species	-	-	-	-	-	-
11. Tree Guards/Fencing	-	-	-	-	-	-
<b>Total NPV Minor Works (APO 2021-22)</b>	<b>1,63,03,168.00</b>	-	-	-	-	<b>1,63,03,168.00</b>




	C.F. North					Total C.F. North
	1	2	3	4	5	
	D.F.O Morni Pinjore	D.F.O Ambala	D.F.O Yamunanagar	D.F.O Kurukshetra	D.F.O. Kaithal	
<b>Total NPV-Maintenance Works (APO 2021-22)</b>	-	-	-	-	-	-
<b>Total NPV Expenditure (APO 2021-22)</b>	<b>1,63,03,168.00</b>	-	-	-	-	<b>1,63,03,168.00</b>
<b>APO 2022-23</b>						
<b>NPV-Minor Works (APO 2022-23)</b>						
1. Tall Plantation	28,62,757.00	63,28,026.00	66,23,912.00	88,42,403.00	29,23,340.00	2,75,80,438.00
2. Ridge Plantation	-	35,35,136.00	-	-	-	35,35,136.00
3. Native Species	38,56,896.00	6,17,233.00	-	-	-	44,74,129.00
4. Planation on Alkali Soils	-	-	-	-	-	-
5. Fencing	-	-	-	-	-	-
6. Infrastructure	-	-	-	-	-	-
<b>(a) Building</b>						
Range Residence	-	-	-	-	-	-
Range Office	24,41,065.00	-	-	-	-	24,41,065.00
Forester Qauter/Block Office	13,65,000.00	-	-	-	-	13,65,000.00
Forester Guard Hut	1,83,695.00	12,12,430.00	10,95,000.00	-	12,36,574.00	37,27,699.00
Class-IV Quarter	-	-	14,80,001.00	-	-	14,80,001.00
Toilet	54,862.00	-	-	-	-	54,862.00
Tubewell	-	9,71,734.00	-	-	-	9,71,734.00
<b>(b) Vehicles/Mahinery</b>						
Balero Jeep	-	-	-	-	-	-
Bolero Camper	-	-	-	-	-	-
Tractor	-	-	-	-	-	-
Trolly	-	-	-	-	-	-
Tanker	-	-	-	-	-	-
Rotavator/Harrow/Cultivator	-	-	-	-	-	-
Genset/Diesel Pumps	-	-	-	-	-	-
7. Soil & Moisture Conservation Works	12,09,74,926.00	-	-	-	-	12,09,74,926.00
8. Conservation/Restoration of Protection of Kila Zafargarh PF/Quila	-	-	-	-	-	-
9. TOFI Expenditure	-	-	-	-	-	-



	C.F. North					
	1	2	3	4	5	Total C.F. North
	D.F.O Morni Pinjore	D.F.O Ambala	D.F.O Yamunanagar	D.F.O Kurukshetra	D.F.O. Kaithal	
<b>10. Survey and Demarcation</b>	-	-	-	-	-	-
(a) DGPS	-	-	-	-	-	-
(B) Workstation	-	-	-	-	-	-
(c) Arc GIS Software	-	-	-	-	-	-
(e) Access rights of viewing satellite imageries	-	-	-	-	-	-
(f) Development of web and mobile based software	-	-	-	-	-	-
(g) Procurement of drones for mapping of CAMPA plantations including	-	-	-	-	-	-
11. ANR (Eco-Restoration)	2,64,80,257.00	12,03,151.00	1,00,50,253.00	-	5,91,028.00	3,83,24,689.00
<b>Total NPV Minor Works NPV (2022-23)</b>	<b>15,82,19,458.00</b>	<b>1,38,67,710.00</b>	<b>1,92,49,166.00</b>	<b>88,42,403.00</b>	<b>47,50,942.00</b>	<b>20,49,29,679.00</b>
<b>NPV Maintenance Works (APO 2022-23)</b>						
<b>(A) 2017-18</b>						
1. ANR Plantation	-	-	-	-	-	-
2. Ridge Plantation	-	-	-	-	-	-
3. Tall Plantation	-	-	-	-	-	-
4. Plantation on National Highways.	-	2,42,354.00	68,560.00	4,27,302.00	5,00,357.00	12,38,573.00
5. Beautification of District Roads.	-	46,755.00	-	42,417.00	39,519.00	1,28,691.00
6. Native Species	-	-	-	-	1,87,019.00	1,87,019.00
7. NH Shurb / Plantation	1,19,265.00	-	-	-	-	1,19,265.00
8. Eco Restoration	-	-	-	-	-	-
<b>(B) 2018-19</b>						
1. ANR Plantation	-	-	-	-	-	-
2. Ridge Plantation	-	-	-	-	-	-
3. Tall Plantation	1,43,413.00	5,28,276.00	10,25,896.00	5,95,142.00	6,00,841.00	28,93,568.00
4. Plantation on National Highways.	1,19,366.00	5,26,642.00	3,57,523.00	4,99,563.00	5,05,617.00	20,08,711.00
5. NH Shurb	1,19,366.00	2,16,056.00	1,73,933.00	2,49,360.00	93,783.00	8,52,498.00
6. Beautification of District Roads.	-	-	-	-	-	-
7. Native Species	-	-	-	4,27,902.00	3,01,711.00	7,29,613.00
8. Eco Restoration	-	-	-	-	-	-




	C.F. North					Total C.F. North
	1	2	3	4	5	
	D.F.O Morni Pinjore	D.F.O Ambala	D.F.O Yamunanagar	D.F.O Kurukshetra	D.F.O. Kaithal	
<b>(C) 2019-20</b>						
1. ANR Plantation	-	-	-	-	-	-
2. Ridge Plantation	-	-	-	-	-	-
3. Tall Plantation	1,04,312.00	3,26,749.00	2,86,550.00	11,03,464.00	5,21,295.00	23,42,370.00
4. Plantation on National Highways.	-	-	-	-	-	-
5. Beautification of District Roads.	-	-	-	-	-	-
<b>(D) 2020-21</b>						
1. ANR Plantation	-	-	-	-	-	-
2. Ridge Plantation	-	-	-	-	2,36,835.00	2,36,835.00
3. Tall Plantation	13,23,998.00	11,82,770.00	13,18,971.00	33,80,742.00	16,82,108.00	88,88,589.00
4. Plantation on National Highways.	-	-	-	-	-	-
5. Beautification of District Roads.	-	-	-	-	-	-
6. Eco Restoration	94,220.00	-	-	-	-	94,220.00
7. Native Species	-	-	-	-	-	-
<b>(E) 2021-22</b>						
1. ANR Plantation	-	-	-	-	-	-
2. Ridge Plantation	-	13,60,397.00	-	-	-	13,60,397.00
3. Tall Plantation	18,30,622.00	27,28,870.00	77,79,672.00	50,94,815.00	80,01,459.00	2,54,35,438.00
4. Plantation on National Highways.	-	-	-	-	-	-
5. Beautification of District Roads.	-	-	-	-	-	-
6. Eco Restoration	-	-	-	-	-	-
7. Native Species	-	-	-	-	-	-
8. Alkali	-	-	-	-	-	-
<b>Total 18 Maintenance NPV (APO 2022-23)</b>	<b>38,54,562.00</b>	<b>71,58,869.00</b>	<b>1,10,11,105.00</b>	<b>1,18,20,707.00</b>	<b>1,26,70,544.00</b>	<b>4,65,15,787.00</b>
<b>Total NPV Expenditure (APO 2022-23)</b>	<b>16,20,74,020.00</b>	<b>2,10,26,579.00</b>	<b>3,02,60,271.00</b>	<b>2,06,63,110.00</b>	<b>1,74,21,486.00</b>	<b>25,14,45,466.00</b>
<b>Total NPV Minor Works (APO 2021-22 &amp; 2022-23)</b>	<b>17,45,22,626.00</b>	<b>1,38,67,710.00</b>	<b>1,92,49,166.00</b>	<b>88,42,403.00</b>	<b>47,50,942.00</b>	<b>22,12,32,847.00</b>
<b>Total NPV Maintenance Works (APO 2021-22 &amp; 2022-23)</b>	<b>38,54,562.00</b>	<b>71,58,869.00</b>	<b>1,10,11,105.00</b>	<b>1,18,20,707.00</b>	<b>1,26,70,544.00</b>	<b>4,65,15,787.00</b>
<b>Total NPV Expenditure (APO 2021-22 &amp; 2022-23)</b>	<b>17,83,77,188.00</b>	<b>2,10,26,579.00</b>	<b>3,02,60,271.00</b>	<b>2,06,63,110.00</b>	<b>1,74,21,486.00</b>	<b>26,77,48,634.00</b>



## Annexure-2.2

Particular	C.F. Central					
	6	7	8	9	10	Total C.F. Central
	D.F.O Karnal	D.F.O Panipat	D.F.O Sonipat	D.F.O Rohtak	D.F.O Jhajjar	
<b>Net Present Value (NPV)</b>						
<b>APO 2021-22</b>						
<b>NPV-Minor Works (APO 2021-22)</b>						
1. Ridge Plantation	-	-	-	-	-	-
2. Tall Plantation	-	-	-	-	-	-
3. Plantation of TP on strips of Block Forests	-	-	-	-	-	-
4. Soil and Moisture Conservation	-	-	-	-	-	-
5. Wildlife	-	-	-	-	-	-
6. Proposals of Development Wing	-	-	-	-	-	-
7. Eco-Restoration Plantation	-	-	-	-	-	-
8. Stabilization & greening of Vehicle cliffs in Shivaliks	-	-	-	-	-	-
9. Infrastructure of Forest Protection	-	-	-	-	-	-
<b>(a) Building</b>						
Range Residence	-	-	-	-	-	-
Range Office	-	-	-	-	-	-
Forester Quarter/Block Office	-	-	-	-	-	-
Forester Guard Hut	-	-	-	-	-	-
Toilet	-	-	-	-	-	-
<b>(b) Vehicles/Machinery</b>						
Balero Jeep	-	-	-	-	-	-
Bolero Camper	-	-	-	-	-	-
Tractor	-	-	-	-	-	-
Trolley	-	-	-	-	-	-
Tanker	-	-	-	-	-	-
Genser/Diesel Pumps	-	-	-	-	-	-
Mini Tractor	-	-	-	-	-	-
10. Native Species	-	-	-	-	-	-
11. Tree Guards/Fencing	-	-	-	-	-	-
<b>Total NPV Minor Works (APO 2021-22)</b>	-	-	-	-	-	-




Particular	C.F. Central					
	6	7	8	9	10	Total C.F. Central
	D.F.O Karnal	D.F.O Panipat	D.F.O Sonipat	D.F.O Rohtak	D.F.O Jhajjar	
<b>Total NPV-Maintenance Works (APO 2021-22)</b>	-	-	-	-	-	-
<b>Total NPV Expenditure (APO 2021-22)</b>	-	-	-	-	-	-
<b>APO 2022-23</b>						
<b>NPV-Minor Works (APO 2022-23)</b>						
1. Tall Plantation	66,82,972.00	32,40,156.00	34,60,521.00	29,63,065.00	17,28,984.00	1,80,75,698.00
2. Ridge Plantation	40,41,094.00	35,51,240.00	57,69,814.00	-	-	1,33,62,148.00
3. Native Species	-	-	-	-	-	-
4. Planation on Alkali Soils	-	-	-	-	-	-
5. Fencing	-	-	-	16,51,941.00	-	16,51,941.00
6. Infrastructure	-	-	-	-	-	-
<b>(a) Building</b>						
Range Residence	-	-	-	17,84,667.00	-	17,84,667.00
Range Office	-	-	-	-	-	-
Forester Qauter/Block Office	15,00,000.00	-	-	-	-	15,00,000.00
Forester Guard Hut	11,19,176.00	-	-	-	-	11,19,176.00
Class-IV Quarter	-	-	-	-	-	-
Toilet	-	-	-	-	-	-
<b>Tubewell</b>	-	-	-	-	-	-
<b>(b) Vehicles/Mahinery</b>						
Balero Jeep	-	-	-	-	-	-
Bolero Camper	-	-	-	-	-	-
Tractor	-	-	-	-	-	-
Trolly	-	-	-	-	-	-
Tanker	-	-	-	-	-	-
Rotavator/Harrow/Cultivator	-	-	-	-	-	-
Genset/Diesel Pumps	-	-	-	-	-	-
7. Soil & Moisture Conservation Works	-	-	-	-	-	-
8. Conservation/Restoration of Protection of Kila Zafargarh PF/Quila	-	-	-	-	-	-
9. TOFI Expenditure	-	-	-	2,08,040.00	-	2,08,040.00



Particular	C.F. Central					
	6	7	8	9	10	Total C.F. Central
	D.F.O Karnal	D.F.O Panipat	D.F.O Sonipat	D.F.O Rohtak	D.F.O Jhajjar	
10. Survey and Demarcation						
(a) DGPS	-	-	-	-	-	-
(B) Workstation	-	-	-	-	-	-
(c) Arc GIS Software	-	-	-	-	-	-
(e) Access rights of viewing satellite imageries	-	-	-	-	-	-
(f) Development of web and mobile based software	-	-	-	-	-	-
(g) Procurement of drones for mapping of CAMPA plantations including	-	-	-	-	-	-
11. ANR (Eco-Restoration)	-	-	-	-	-	-
<b>Total NPV Minor Works NPV (2022-23)</b>	<b>1,33,43,242.00</b>	<b>67,91,396.00</b>	<b>92,30,335.00</b>	<b>66,07,713.00</b>	<b>17,28,984.00</b>	<b>3,77,01,670.00</b>
<b>NPV Maintenance Works (APO 2022-23)</b>						
<b>(A) 2017-18</b>						
1. ANR Plantation	-	-	-	-	-	-
2. Ridge Plantation	-	-	-	-	-	-
3. Tall Plantation	61,640.00	1,41,645.00	1,12,571.00	1,46,695.00	63,202.00	5,25,753.00
4. Plantation on National Highways.	-	-	-	-	-	-
5. Beautification of District Roads.	-	-	-	-	-	-
6. Native Species	-	-	-	-	-	-
7. NH Shurb / Plantation	-	-	-	-	-	-
8. Eco Restoration	-	-	-	-	-	-
<b>(B) 2018-19</b>						
1. ANR Plantation	-	-	-	-	-	-
2. Ridge Plantation	-	-	-	-	-	-
3. Tall Plantation	1,16,079.00	64,769.00	2,69,040.00	3,28,069.00	1,59,840.00	9,37,797.00
4. Plantation on National Highways.	-	-	-	-	-	-
5. NH Shurb	-	-	-	-	-	-
6. Beautification of District Roads.	-	-	-	-	-	-
7. Native Species	-	-	-	-	-	-
8. Eco Restoration	-	-	-	-	-	-



Particular	C.F. Central					
	6	7	8	9	10	Total C.F. Central
	D.F.O Karnal	D.F.O Panipat	D.F.O Sonipat	D.F.O Rohtak	D.F.O Jhajjar	
<b>(C) 2019-20</b>						
1. ANR Plantation	-	-	-	-	-	-
2. Ridge Plantation	-	-	-	-	-	-
3. Tall Plantation	3,54,264.00	3,48,774.00	2,85,918.00	3,65,578.00	1,43,431.00	14,97,965.00
4. Plantation on National Highways.	-	-	-	-	-	-
5. Beautification of District Roads.	-	-	-	-	-	-
<b>(D) 2020-21</b>						
1. ANR Plantation	-	-	-	-	-	-
2. Ridge Plantation	4,46,200.00	2,69,778.00	2,52,581.00	56,010.00	91,324.00	11,15,893.00
3. Tall Plantation	24,96,641.00	11,65,916.00	9,98,077.00	13,99,000.00	3,57,597.00	64,17,231.00
4. Plantation on National Highways.	-	-	-	-	-	-
5. Beautification of District Roads.	-	-	-	-	-	-
6. Eco Restoration	-	-	-	-	-	-
7. Native Species	-	-	-	-	-	-
<b>(E) 2021-22</b>						
1. ANR Plantation	-	-	-	-	-	-
2. Ridge Plantation	19,69,360.00	10,21,404.00	12,92,254.00	3,89,819.00	-	46,72,837.00
3. Tall Plantation	58,09,707.00	20,88,776.00	40,46,069.00	22,80,366.00	15,60,632.00	1,57,85,550.00
4. Plantation on National Highways.	-	-	-	-	-	-
5. Beautification of District Roads.	-	-	-	-	-	-
6. Eco Restoration	-	-	-	-	-	-
7. Native Species	-	-	-	-	-	-
8. Alkali	-	-	-	18,82,337.00	-	18,82,337.00
<b>Total 18 Maintenance NPV (APO 2022-23)</b>	<b>1,12,53,891.00</b>	<b>51,01,062.00</b>	<b>72,56,510.00</b>	<b>68,47,874.00</b>	<b>23,76,026.00</b>	<b>3,28,35,363.00</b>
<b>Total NPV Expenditure (APO 2022-23)</b>	<b>2,45,97,133.00</b>	<b>1,18,92,458.00</b>	<b>1,64,86,845.00</b>	<b>1,34,55,587.00</b>	<b>41,05,010.00</b>	<b>7,05,37,033.00</b>
Total NPV Minor Works (APO 2021-22 & 2022-23)	1,33,43,242.00	67,91,396.00	92,30,335.00	66,07,713.00	17,28,984.00	3,77,01,670.00
Total NPV Maintenance Works (APO 2021-22 & 2022-23)	1,12,53,891.00	51,01,062.00	72,56,510.00	68,47,874.00	23,76,026.00	3,28,35,363.00
<b>Total NPV Expenditure (APO 2021-22 &amp; 2022-23)</b>	<b>2,45,97,133.00</b>	<b>1,18,92,458.00</b>	<b>1,64,86,845.00</b>	<b>1,34,55,587.00</b>	<b>41,05,010.00</b>	<b>7,05,37,033.00</b>




**Annexure-2.3**


Particular	C.F. West						
	11	12	13	14	15	16	Total C.F. West
	D.F.O.Hissar	D.F.O.Sirsa	D.F.O.Fatehabad	D.F.O.Jind	D.F.O.Bhiwani	D.F.O.Dadri	
<b>Net Present Value (NPV)</b>							
<b>APO 2021-22</b>							
<b>NPV-Minor Works (APO 2021-22)</b>							
1. Ridge Plantation	-	-	-	-	-	-	-
2. Tall Plantation	-	-	68,52,757.00	-	-	-	68,52,757.00
3. Plantation of TP on strips of Block Forests	-	-	-	-	-	-	-
4. Soil and Moisture Conservation	-	-	-	-	-	-	-
5. Wildlife	-	-	-	-	-	-	-
6. Proposals of Development Wing	-	-	-	-	-	-	-
7. Eco-Restoration Plantation	-	-	-	-	-	-	-
8. Stabilization & greening of Vehicle cliffs in Shivaliks	-	-	-	-	-	-	-
9. Infrastructure of Forest Protection	-	-	-	-	-	-	-
<b>(a) Building</b>							
Range Residence	-	-	-	-	-	-	-
Range Office	-	-	-	-	-	-	-
Forester Quarter/Block Office	-	-	-	-	-	-	-
Forester Guard Hut	-	-	-	-	-	-	-
Toilet	-	-	-	-	-	-	-
<b>(b) Vehicles/Mahinery</b>							
Balero Jeep	-	-	-	-	-	-	-
Bolero Camper	-	-	-	-	-	-	-
Tractor	-	-	-	-	-	-	-
Trolly	-	-	-	-	-	-	-
Tanker	-	-	-	-	-	-	-
Genser/Diesel Pumps	-	-	-	-	-	-	-
Mini Tractor	-	-	-	-	-	-	-
10. Native Species	-	-	-	-	-	-	-
11. Tree Guards/Fencing	-	-	4,70,116.00	-	-	-	4,70,116.00
<b>Total NPV Minor Works (APO 2021-22)</b>	-	-	<b>73,22,873.00</b>	-	-	-	<b>73,22,873.00</b>



Particular	C.F. West						
	11	12	13	14	15	16	Total C.F. West
	D.F.O.Hissar	D.F.O.Sirsa	D.F.O.Fatehabad	D.F.O.Jind	D.F.O.Bhiwani	D.F.O.Dadri	
<b>Total NPV-Maintenance Works (APO 2021-22)</b>	-	-	-	-	-	-	-
<b>Total NPV Expenditure (APO 2021-22)</b>	-	-	73,22,873.00	-	-	-	73,22,873.00
<b>APO 2022-23</b>							-
<b>NPV-Minor Works (APO 2022-23)</b>							-
1. Tall Plantation	48,83,335.00	48,09,728.00	47,65,881.00	68,53,407.00	27,91,571.00	-	2,41,03,922.00
2. Ridge Plantation	-	9,01,915.00	-	35,37,409.00	-	-	44,39,324.00
3. Native Species	-	-	-	-	-	-	-
4. Planation on Alkali Soils	-	-	-	-	-	-	-
5. Fencing	-	-	1,00,39,270.00	-	-	-	1,00,39,270.00
6. Infrastructure	-	-	-	-	-	-	-
<b>(a) Building</b>							
Range Residence	17,36,035.00	-	-	-	18,75,000.00	-	36,11,035.00
Range Office	16,93,780.00	-	-	-	37,47,287.00	-	54,41,067.00
Forester Qauter/Block Office	15,45,672.00	14,89,300.00	14,70,377.00	14,99,290.00	-	-	60,04,639.00
Forester Guard Hut	23,27,500.00	24,89,000.00	12,05,957.00	12,49,999.00	-	12,50,000.00	85,22,456.00
Class-IV Quarter	-	-	-	-	-	-	-
Toilet	-	-	-	-	-	-	-
Tubewell	-	-	-	-	-	-	-
<b>(b) Vehicles/Mahinery</b>							
Balero Jeep	-	-	-	-	-	-	-
Bolero Camper	-	-	-	-	-	-	-
Tractor	-	-	-	-	-	-	-
Trolly	-	-	-	-	-	-	-
Tanker	-	-	-	-	-	-	-
Rotavator/Harrow/Cultivator	-	-	-	-	-	-	-
Genset/Diesel Pumps	-	-	-	-	-	-	-
7. Soil & Moisture Conservation Works	-	-	-	-	-	-	-
8. Conservation/Restoration of Protection of Kila Zafargarh PF/Quila	-	-	-	-	-	-	-
9. TOFI Expenditure	-	-	-	-	-	-	-



Particular	C.F. West						
	11	12	13	14	15	16	Total C.F. West
	D.F.O.Hissar	D.F.O.Sirsa	D.F.O.Fatehabad	D.F.O.Jind	D.F.O.Bhiwani	D.F.O.Dadri	
10. Survey and Demarcation	-	-	-	-	-	-	-
(a) DGPS	-	-	-	-	-	-	-
(B) Workstation	-	-	-	-	-	-	-
(c) Arc GIS Software	-	-	-	-	-	-	-
(e) Access rights of viewing satellite imageries	-	-	-	-	-	-	-
(f) Development of web and mobile based software	-	-	-	-	-	-	-
(g) Procurement of drones for mapping of CAMPA plantations including	-	-	-	-	-	-	-
11. ANR (Eco-Restoration)	-	-	-	-	32,12,936.00	-	32,12,936.00
<b>Total NPV Minor Works NPV (2022-23)</b>	<b>1,21,86,322.00</b>	<b>96,89,943.00</b>	<b>1,74,81,485.00</b>	<b>1,31,40,105.00</b>	<b>1,16,26,794.00</b>	<b>12,50,000.00</b>	<b>6,53,74,649.00</b>
<b>NPV Maintenance Works (APO 2022-23)</b>							
<b>(A) 2017-18</b>							
1. ANR Plantation	-	-	-	-	-	-	-
2. Ridge Plantation	-	-	-	-	-	-	-
3. Tall Plantation	-	-	-	-	-	-	-
4. Plantation on National Highways.	13,81,847.00	5,18,318.00	3,29,340.00	-	1,44,156.00	-	23,73,661.00
5. Beautification of District Roads.	1,21,971.00	64,571.00	-	-	-	-	1,86,542.00
6. Native Species	-	-	-	-	-	-	-
7. NH Shurb / Plantation	-	-	1,19,039.00	-	-	-	1,19,039.00
8. Eco Restoration	-	-	-	-	-	-	-
<b>(B) 2018-19</b>							
1. ANR Plantation	-	-	-	-	-	-	-
2. Ridge Plantation	-	-	-	-	-	-	-
3. Tall Plantation	7,00,574.00	4,22,615.00	5,57,863.00	10,44,344.00	2,78,553.00	1,01,056.00	31,05,005.00
4. Plantation on National Highways.	2,97,209.00	-	2,97,681.00	4,20,436.00	-	-	10,15,326.00
5. NH Shurb	1,49,767.00	-	1,46,835.00	2,43,045.00	-	-	5,39,647.00
6. Beautification of District Roads.	-	-	-	-	-	-	-
7. Native Species	69,299.00	-	59,827.00	-	-	-	1,29,126.00
8. Eco Restoration	-	-	-	-	30,200.00	-	30,200.00




Particular	C.F. West						
	11	12	13	14	15	16	Total C.F. West
	D.F.O.Hissar	D.F.O.Sirsa	D.F.O.Fatehabad	D.F.O.Jind	D.F.O.Bhiwani	D.F.O.Dadri	
<b>(C) 2019-20</b>							
1. ANR Plantation	-	-	-	-	-	-	-
2. Ridge Plantation	48,234.00	-	-	-	-	-	48,234.00
3. Tall Plantation	1,76,102.00	1,92,125.00	2,33,167.00	1,78,903.00	2,15,515.00	1,59,363.00	11,55,175.00
4. Plantation on National Highways.	-	-	-	-	-	-	-
5. Beautification of District Roads.	-	-	-	-	-	-	-
<b>(D) 2020-21</b>							
1. ANR Plantation	-	-	-	-	-	-	-
2. Ridge Plantation	-	-	-	45,842.00	-	-	45,842.00
3. Tall Plantation	13,53,553.00	12,87,599.00	40,01,934.00	30,16,007.00	32,64,637.00	4,28,196.00	1,33,51,926.00
4. Plantation on National Highways.	-	-	-	-	-	-	-
5. Beautification of District Roads.	-	-	-	-	-	-	-
6. Eco Restoration	-	-	-	-	17,80,272.00	-	17,80,272.00
7. Native Species	-	-	-	-	-	-	-
<b>(E) 2021-22</b>							
1. ANR Plantation	-	-	-	-	-	-	-
2. Ridge Plantation	-	9,00,536.00	-	-	-	-	9,00,536.00
3. Tall Plantation	53,96,117.00	21,63,736.00	1,30,36,806.00	85,89,484.00	68,05,167.00	8,23,504.00	3,68,14,814.00
4. Plantation on National Highways.	-	-	-	-	-	-	-
5. Beautification of District Roads.	-	-	-	-	-	-	-
6. Eco Restoration	-	-	-	-	-	-	-
7. Native Species	-	-	-	-	-	-	-
8. Alkali	-	-	-	-	-	-	-
<b>Total 18 Maintenance NPV (APO 2022-23)</b>	<b>96,94,673.00</b>	<b>55,49,500.00</b>	<b>1,87,82,492.00</b>	<b>1,35,38,061.00</b>	<b>1,25,18,500.00</b>	<b>15,12,119.00</b>	<b>6,15,95,345.00</b>
<b>Total NPV Expenditure (APO 2022-23)</b>	<b>2,18,80,995.00</b>	<b>1,52,39,443.00</b>	<b>3,62,63,977.00</b>	<b>2,66,78,166.00</b>	<b>2,41,45,294.00</b>	<b>27,62,119.00</b>	<b>12,69,69,994.00</b>
Total NPV Minor Works (APO 2021-22 & 2022-23)	1,21,86,322.00	96,89,943.00	2,48,04,358.00	1,31,40,105.00	1,16,26,794.00	12,50,000.00	7,26,97,522.00
Total NPV Maintenance Works (APO 2021-22 & 2022-23)	96,94,673.00	55,49,500.00	1,87,82,492.00	1,35,38,061.00	1,25,18,500.00	15,12,119.00	6,15,95,345.00
<b>Total NPV Expenditure (APO 2021-22 &amp; 2022-23)</b>	<b>2,18,80,995.00</b>	<b>1,52,39,443.00</b>	<b>4,35,86,850.00</b>	<b>2,66,78,166.00</b>	<b>2,41,45,294.00</b>	<b>27,62,119.00</b>	<b>13,42,92,867.00</b>




## Annexure-2.4


Particular	C.F. South						
	17	18	19	20	21	22	Total C.F.South
	D.F.O.Gurgaon	D.F.O.Faridabad	D.F.O.Rewari	D.F.O.Mohindergarh	D.F.O.Palwal	D.F.O.Nuh Mewat	
<b>Net Present Value (NPV)</b>							
<b>APO 2021-22</b>							
<b>NPV-Minor Works (APO 2021-22)</b>							
1. Ridge Plantation	-	-	-	-	-	-	-
2. Tall Plantation	-	-	-	-	-	-	-
3. Plantation of TP on strips of Block Forests	-	-	-	-	-	-	-
4. Soil and Moisture Conservation	-	-	-	-	-	-	-
5. Wildlife	-	-	-	-	-	-	-
6. Proposals of Development Wing	-	-	-	-	-	-	-
7. Eco-Restoration Plantation	-	-	-	-	-	-	-
8. Stabilization & greening of Vehicle cliffs in Shivaliks	-	-	-	-	-	-	-
9. Infrastructure of Forest Protection	-	-	-	-	-	-	-
<b>(a) Building</b>							
Range Residence	-	-	-	-	-	-	-
Range Office	-	-	-	-	-	-	-
Forester Quarter/Block Office	-	-	-	-	-	-	-
Forester Guard Hut	-	-	-	-	-	-	-
Toilet	-	-	-	-	-	-	-
<b>(b) Vehicles/Mahinery</b>							
Balero Jeep	-	-	-	-	-	-	-
Bolero Camper	-	-	-	-	-	-	-
Tractor	-	-	-	-	-	-	-
Trolly	-	-	-	-	-	-	-
Tanker	-	-	-	-	-	-	-
Genser/Diesel Pumps	-	-	-	-	-	-	-
Mini Tractor	-	-	-	-	-	-	-
10. Native Species	-	-	-	-	-	-	-
11. Tree Guards/Fencing	-	-	-	-	-	-	-
<b>Total NPV Minor Works (APO 2021-22)</b>	-	-	-	-	-	-	-



Particular	C.F. South						
	17	18	19	20	21	22	Total C.F.South
	D.F.O.Gurgaon	D.F.O.Faridabad	D.F.O.Rewari	D.F.O.Mohindergarh	D.F.O.Palwal	D.F.O.Nuh Mewat	
							-
<b>Total NPV-Maintenance Works (APO 2021-22)</b>	-	-	-	-	-	-	-
							-
<b>Total NPV Expenditure (APO 2021-22)</b>	-	-	-	-	-	-	-
							-
<b>APO 2022-23</b>							-
<b>NPV-Minor Works (APO 2022-23)</b>							-
1. Tall Plantation	-	28,91,083.00	61,27,862.00	-	39,35,823.00	45,37,574.00	1,74,92,342.00
2. Ridge Plantation	-	-	-	-	-	40,22,823.00	40,22,823.00
3. Native Species	-	-	-	-	-	2,09,25,708.00	2,09,25,708.00
4. Planation on Alkali Soils	-	-	-	-	-	-	-
5. Fencing	-	-	-	-	-	-	-
6. Infrastructure	-	-	-	-	-	-	-
<b>(a) Building</b>							
Range Residence	-	-	-	-	-	-	-
Range Office	-	-	-	-	-	-	-
Forester Qauter/Block Office	-	-	15,00,000.00	-	-	-	15,00,000.00
Forester Guard Hut	-	-	-	-	-	-	-
Class-IV Quarter	-	-	-	-	-	-	-
Toilet	-	-	-	-	-	-	-
<b>Tubewell</b>	-	-	-	-	-	-	-
<b>(b) Vehicles/Mahinery</b>							
Balero Jeep	-	-	-	-	-	-	-
Bolero Camper	-	-	-	-	-	-	-
Tractor	-	-	-	-	-	-	-
Trolly	-	-	-	-	-	-	-
Tanker	-	-	-	-	-	-	-
Rotavator/Harrow/Cultivator	-	-	-	-	-	-	-
Genset/Diesel Pumps	-	-	-	-	-	-	-
7. Soil & Moisture Conservation Works	22,31,822.00	-	-	-	-	-	22,31,822.00
8. Conservation/Restoration of Protection of Kila Zafargarh PF/Quila	-	-	-	-	-	-	-
9. TOFI Expenditure	-	-	-	-	-	-	-



Particular	C.F. South						
	17	18	19	20	21	22	Total C.F.South
	D.F.O.Gurgaon	D.F.O.Faridabad	D.F.O.Rewari	D.F.O.Mohindergarh	D.F.O.Palwal	D.F.O.Nuh Mewat	
10. Survey and Demarcation	-	-	-	-	-	-	-
(a) DGPS	-	-	-	-	-	-	-
(B) Workstation	-	-	-	-	-	-	-
(c) Arc GIS Software	-	-	-	-	-	-	-
(e) Access rights of viewing satellite imageries	-	-	-	-	-	-	-
(f) Development of web and mobile based software	-	-	-	-	-	-	-
(g) Procurement of drones for mapping of CAMPA plantations including	-	-	-	-	-	-	-
11. ANR (Eco-Restoration)	1,76,16,450.00	-	-	-	-	-	1,76,16,450.00
<b>Total NPV Minor Works NPV (2022-23)</b>	<b>1,98,48,272.00</b>	<b>28,91,083.00</b>	<b>76,27,862.00</b>	-	<b>39,35,823.00</b>	<b>2,94,86,105.00</b>	<b>6,37,89,145.00</b>
<b>NPV Maintenance Works (APO 2022-23)</b>							
<b>(A) 2017-18</b>							
1. ANR Plantation	-	-	-	-	-	-	-
2. Ridge Plantation	-	-	-	-	-	-	-
3. Tall Plantation	11,430.00	69,437.00	80,228.00	-	-	16,519.00	1,77,614.00
4. Plantation on National Highways.	-	-	1,45,759.00	-	-	-	1,45,759.00
5. Beautification of District Roads.	-	40,082.00	-	-	-	-	40,082.00
6. Native Species	-	-	-	-	-	-	-
7. NH Shurb / Plantation	-	-	-	-	-	-	-
8. Eco Restoration	-	-	-	10,553.00	-	1,51,139.00	1,61,692.00
<b>(B) 2018-19</b>							
1. ANR Plantation	-	-	-	-	-	-	-
2. Ridge Plantation	-	-	-	-	-	-	-
3. Tall Plantation	33,448.00	1,15,730.00	2,08,293.00	-	81,561.00	1,01,410.00	5,40,442.00
4. Plantation on National Highways.	-	-	-	-	-	-	-
5. NH Shurb	-	-	-	-	-	-	-
6. Beautification of District Roads.	-	-	-	-	-	-	-
7. Native Species	-	1,69,810.00	2,10,164.00	1,09,637.00	-	2,95,780.00	7,85,391.00
8. Eco Restoration	1,51,133.00	1,77,375.00	-	13,754.00	-	2,57,202.00	5,99,464.00




Particular	C.F. South						
	17	18	19	20	21	22	Total C.F.South
	D.F.O.Gurgaon	D.F.O.Faridabad	D.F.O.Rewari	D.F.O.Mohindergarh	D.F.O.Palwal	D.F.O.Nuh Mewat	
							-
<b>(C) 2019-20</b>							-
1. ANR Plantation							-
2. Ridge Plantation							-
3. Tall Plantation		1,11,621.00	1,49,944.00	42,813.00	1,43,467.00	88,799.00	5,36,644.00
4. Plantation on National Highways.							-
5. Beautification of District Roads.							-
							-
<b>(D) 2020-21</b>							-
1. ANR Plantation							-
2. Ridge Plantation					1,88,047.00		1,88,047.00
3. Tall Plantation	6,69,719.00	4,94,996.00	10,76,949.00	6,24,600.00	6,70,439.00	10,39,969.00	45,76,672.00
4. Plantation on National Highways.							-
5. Beautification of District Roads.							-
6. Eco Restoration				2,63,035.00		9,88,531.00	12,51,566.00
7. Native Species						8,49,694.00	8,49,694.00
							-
<b>(E) 2021-22</b>							-
1. ANR Plantation							-
2. Ridge Plantation							-
3. Tall Plantation		17,61,702.00	35,18,520.00		36,61,192.00	37,32,371.00	1,26,73,785.00
4. Plantation on National Highways.							-
5. Beautification of District Roads.							-
6. Eco Restoration	1,48,620.00					22,76,534.00	24,25,154.00
7. Native Species						36,93,915.00	36,93,915.00
8. Alkali							-
							-
<b>Total 18 Maintenance NPV (APO 2022-23)</b>	<b>10,14,350.00</b>	<b>29,40,753.00</b>	<b>53,89,857.00</b>	<b>10,64,392.00</b>	<b>47,44,706.00</b>	<b>1,34,91,863.00</b>	<b>2,86,45,921.00</b>
							-
<b>Total NPV Expenditure (APO 2022-23)</b>	<b>2,08,62,622.00</b>	<b>58,31,836.00</b>	<b>1,30,17,719.00</b>	<b>10,64,392.00</b>	<b>86,80,529.00</b>	<b>4,29,77,968.00</b>	<b>9,24,35,066.00</b>
							-
Total NPV Minor Works (APO 2021-22 & 2022-23)	1,98,48,272.00	28,91,083.00	76,27,862.00	-	39,35,823.00	2,94,86,105.00	6,37,89,145.00
Total NPV Maintenance Works (APO 2021-22 & 2022-23)	10,14,350.00	29,40,753.00	53,89,857.00	10,64,392.00	47,44,706.00	1,34,91,863.00	2,86,45,921.00
<b>Total NPV Expenditure (APO 2021-22 &amp; 2022-23)</b>	<b>2,08,62,622.00</b>	<b>58,31,836.00</b>	<b>1,30,17,719.00</b>	<b>10,64,392.00</b>	<b>86,80,529.00</b>	<b>4,29,77,968.00</b>	<b>9,24,35,066.00</b>




## Annexure-3


Particular	DWLO				Total
	23	24	25	26	
	DWLO Panchkula	DWLO Rohtak	DWLO Gurugram	DWLO Hisar	
1 Construction Of Crete Wire Structure/Spur At Different Khols (Sukhiran,Chicken In Shanali,Gugga And Matoliya) At KNP Yamunanagar [Crate Wire Structure = 3No.Spur = 7No.Quantity 815 Cum @ 1840/-]	10,94,708.00	-	-	-	10,94,708.00
2 Construction Of Crate Wire Structure /Spur At Different Khols(Khillanwala Khol,Barah Khol)At Kalesar WLS Yamunanagar =8 No. Quantity 815 Cum @1840/-	10,85,851.00	-	-	-	10,85,851.00
3 Construction Of Crate Wire Structures(Devi Wala Choe) At Khol-Hai-Raitan WLS Pkl=12No.	14,75,850.00	-	-	-	14,75,850.00
4 Construction Of Retaining Wall At Dy.Cwlv Pkl 300Cum @125000/-	17,82,669.00	-	-	-	17,82,669.00
5 Construction Of Store At Dy.Cwlv,Pkl 650Sqft @ 1550/- Sqft	5,02,102.00	-	-	-	5,02,102.00
6 Construction Of Crate Wire Structures At Birshikargah Wls=8No.	7,87,120.00	-	-	-	7,87,120.00
7 Supply Of Fish Seeds And Live Fish Fingerlings 3.50 Lacs No. At Golden Jubilee Bharam Sarovar Community Reserve,Thana,Kkr Live Fishfingerlings 3.00Lacs @3.25/-Rs. Per Piece And 5.00 Lacs Seeds @7000/-Per Lacs	10,00,000.00	-	-	-	10,00,000.00
8 Establishment Of Gazebo=1No.At Golden Jubilee Bharam Sarovar Community Reserve,Thana,Kkr=1 No.20*20 Feet With Sitting Arrangement	3,63,680.00	-	-	-	3,63,680.00
9 Repair Of 2 Nos.Liquid Waste Treatment System And Its Desiltation At Golden Jubilee Bharam Sarovar Community Reserve,Thana,Kkr=2No.	5,00,000.00	-	-	-	5,00,000.00
10 Nature Park-(1)Planting Of Medicinial Plants (2)Nature Trail (3)Live Fence With Plants At Golden Jubilee Bharam Sarovar Community,Reserve,Thana,Kkr	17,51,953.00	-	-	-	17,51,953.00
11 B/WAS/WL Residence	-	6,20,716.00	-	-	6,20,716.00
12 B/WAS Guard Hut	-	6,61,709.00	-	-	6,61,709.00




Particular	DWLO				Total
	23	24	25	26	
	DWLO Panchkula	DWLO Rohtak	DWLO Gurugram	DWLO Hisar	
13 WORLD Wetland Day Celebration Bills- Prize Distribution, Water, Tent, Refreshments, Trophies Etc	-	1,93,234.00	-	-	1,93,234.00
14 Removal of Prosopis Juliflora for developing of grass land and plantation. 20 hact@70000 =14 lakh(SNP)	-	-	14,00,000.00	-	14,00,000.00
15 Removal of Parthenium grass 10 hact. two times in a year in SNP (10 hact x2=20 hact. @30000(SNP)=6 Lakh	-	-	6,12,000.00	-	6,12,000.00
16 Development of Grassland including removal of weed by manual means (10 acres) Planting permanet and seasonal flowering plants for beautification of SNP Planting of Herbs, Shurbs along visitor path in Pacthes outside lake area.	-	-	7,80,957.00	-	7,80,957.00
17 Creation of small Earthen mounds/sandy mounds in wetland & fixing wooden logs 4 No (SNP)=5 Lakh	-	-	4,90,882.00	-	4,90,882.00
18 Creation of Habitat for Lal Munia. & other migratory species ( Creation 4 No Ponds for each 1.5 lakh ) (SNP)=6 Lakh	-	-	4,50,060.00	-	4,50,060.00
19 Cat Fish (Clarias gariepinus ) management (SNP) =3 Lakh	-	-	3,00,000.00	-	3,00,000.00
20 Clearing of under passes of NH & other roads for safe movement of wild animals. (Entire Division)=20 Lakh	-	-	19,38,166.00	-	19,38,166.00
21 Soil conservation work a) Gabian structure b) Check dams c) Crate wire structure (Entire Division)=20 Lakh	-	-	-	-	-
22 Sowing of Fooder Grasses in Arrawali Areas . (Entire Division)=10 Lakh	-	-	-	-	-
23 Grass Land for Chinkara 2 Hact. Removal of Congress Grass 3 Hact. (P&CBC-Jhabua)=5 Lakh	-	-	4,93,043.00	-	4,93,043.00
24 Tubewell including Chamber with Solar system & Pipe Line ( P&CBC-Jhabua)=12 Lakh	-	-	11,63,965.00	-	11,63,965.00




Particular	DWLO				Total
	23	24	25	26	
	DWLO Panchkula	DWLO Rohtak	DWLO Gurugram	DWLO Hisar	
25 Construction of Boundary Wall Part-II 1500 mtr. @ 2300/per RMT with wire mess (WLS-Nahar)=35 Lakh	-	-	35,57,452.00	-	35,57,452.00
26 Contruction of UnderPass for of W.L.S Nahar (Length 90 ft X Height 10 ft X Breadth 12 ft ) (WLS-Nahar)=90 Lakh	-	-	-	-	-
27 Contruction of 4 Nos. syphons at canal passes from W.L.S Nahar @ 1.50 Lakh each (WLS-Nahar)=6 Lakh	-	-	5,55,312.00	-	5,55,312.00
28 Creation of small Earthen mounds/sandy mounds 4 No for Black Buck (WLS-Nahar)=5 Lakh	-	-	4,40,500.00	-	4,40,500.00
29 Removal of Musquit & making of grassland for Black Buck (WLS-Nahar)=70 Lakh	-	-	69,90,710.00	-	69,90,710.00
30 Construction of Monkey Sterilization Center with surgical equipment (Sohna)=50 Lakh	-	-	-	-	-
31 Exention of Treatment Center 1 No at Sohnna=10 Lakh	-	-	9,31,949.00	-	9,31,949.00
32 To organise Aravali Walks & Nature Awareness Camps 18 No. @ 50000/- each in 6 Districts of Gurugram Division-3 in each District,6 Camps in SNP	-	-	9,68,040.00	-	9,68,040.00
33 Slogan Writing, Wall Painting ,Murals & Printing of T-Shirts ,Caps etc. in 6 Districts of Gurugram Division @ 2.50 Lacs for each District	-	-	14,98,036.00	-	14,98,036.00
34 Installation of Publicity Boards in Gurugram Division area with feeding plateform for birds	-	-	9,91,152.00	-	9,91,152.00
35 Workshop/Saminar in Division Area through out the Year	-	-	-	-	-
<b>Treatment Center Hisar</b>	-	-	-	-	-
36 Providing chain lin Fencing around the fodder plot 600 Rmtr @4560/-& Fixing of interlocking tile path from main road to fodder plot 88 Rmtr	-	-	-	13,22,888.00	13,22,888.00



Particular	DWLO				Total
	23	24	25	26	
	DWLO Panchkula	DWLO Rohtak	DWLO Gurugram	DWLO Hisar	
<b>Abubshihar Community Reserve, Sirsa</b>	-	-	-	-	-
37 Development of Habitat (Planting of Tall-Plants, Bushes, Fodder/Native Grasses sowing etc with live fencing and trench protection) for wildlife in 6.25 hect @4.00 lakh per hect	-	-	-	55,860.00	<b>55,860.00</b>
<b>Hisar Division area</b>	-	-	-	-	-
38 Writing slogan & Wall painting in 6 No. District @ 2.50/-	-	-	-	6,16,556.00	<b>6,16,556.00</b>
39 Construction of Feeding platform for birds 10 Nos @100000/-	-	-	-	4,47,088.00	<b>4,47,088.00</b>
40 Awareness Camp 14 No. @ Rs 100000/-	-	-	-	13,79,188.00	<b>13,79,188.00</b>
41 Construction of store for rescue tools & equipments 1 Nos	-	-	-	8,50,592.00	<b>8,50,592.00</b>
<b>Treatment Center Hisar</b>	-	-	-	-	-
42 Construction of aviary-1 No. for rescued Birds (size 18 mtr x 20 mtr with 4 cabin)	-	-	-	-	-
43 Construction of shelter- 1 No. for rescued reptiles (size 18 mtr x 20 mtr with 4 cabin)	-	-	-	-	-
<b>Community Reserve Dhangar, Fatehabad</b>	-	-	-	-	-
44 Sowing of Fodder/Natural grasses and planting of native species 4 Ha @ 4 Lakh/Ha.	-	-	-	1,31,137.00	<b>1,31,137.00</b>
45 Digging of Kachha water pond in Community Reserve Dhangar 1 No. @ 2.5 Lakh	-	-	-	1,19,194.00	<b>1,19,194.00</b>
46 Preparation of shed (Shelter) 1 No. for Black Buck with locally available material @2.00 Lakh	-	-	-	2,000.00	<b>2,000.00</b>
<b>Bir Bara Ban Jind C. Reserve, Jind</b>	-	-	-	-	-
47 Placing of Statue of Birds, Reptiles, Amphibians, Insects, Butterfly & other wildlife and beautification of Nature Park in Bir Bara Ban Conserve Reserve, Jind	-	-	-	49,800.00	<b>49,800.00</b>
48 Development of Habitat by sowing native grasses in 10 Ha @ 50000/-	-	-	-	-	-
49 Protection and maintenance natural plants in 10 Ha area @ 25000/-	-	-	-	1,095.00	<b>1,095.00</b>
50 Bamboo planting 2 Ha area @ 100000/-	-	-	-	12,693.00	<b>12,693.00</b>



Particular	DWLO				Total
	23	24	25	26	
	DWLO Panchkula	DWLO Rohtak	DWLO Gurugram	DWLO Hisar	
51 Live fencing along the boundary of the forest with Karonda, Lemon, sager gota, Nagphani, Bogun bail 6000x3=18000 Rmtr@100/-Rmtr 18.00	-	-	-	1,777.00	1,777.00
<b>Community Reserve Kajalheri, Fatehabad</b>	-	-	-	-	-
52 Digging of Nala 800 Rmtr to prevent the toxic water mixing in pond of Kajalheri C.R. reserved for Nilssona gangetica (Fresh water soft shell Turtle ) @250/-Rmtr	-	-	-	2,000.00	2,000.00
53 Digging of pond 2 Nos in Kajalheri CR to prevent the toxic water mixing in Nilssonia gangetica pond @6,50,000/-per pond	-	-	-	13,000.00	13,000.00
<b>Total Wildlife Activity</b>	<b>1,03,43,933.00</b>	<b>14,75,659.00</b>	<b>2,35,62,224.00</b>	<b>50,04,868.00</b>	<b>4,03,86,684.00</b>



## Annexure-4

Particular		27
		DFO Research Pinjore
1	Introduction of New poplar Clones at Manakpur & Sekhpura	10,09,817.00
<b>Total</b>		<b>10,09,817.00</b>

Particular		28
		DFO Seed Pinjore
<b>APO 2021-22</b>		
1	Construction Of Range Office Building Of Seed Range Karnal	14,32,460.00
2	Construction Of Range Office Building Of Seed Range Pinjore	17,01,157.00
3	Construction Of Residence Office Building Of Seed Range Hisar	12,00,000.00
4	Raising Of 10 Acre CSO of shisham at Meerpur @2,20,000/- per Acre	8,01,443.00
5	Raising Of 10 Acre CSO of shisham at Bithmara @2,20,000/- per Acre	3,48,138.00
<b>APO 2022-23</b>		
6	Seed Collection Work	99,94,056.00
7	Maintenance of Total 23 Acre CMA at Seonthe	32,43,339.00
<b>Total</b>		<b>1,87,20,593.00</b>

Particular		29
		DFO Training Pinjore
<b>APO 2021-22</b>		
1	Purchase of Chairs & Tables for Class Room	2,80,000.00
2	Renovation of Library	12,29,306.00
3	Renovation of Auditorium	8,83,540.00
<b>Total</b>		<b>23,92,846.00</b>



Particular		30
		DFO Training Sohna
1	Expenditure	-
Total		-

Particular		31
		DFO IT Panchkula
1	Expenditure	-
Total		-

Particular		32
		CF Publicity & Education Panchkula
1	Publicity Training cum Awareness Camp (Catering and Tenting)	4,75,310.00
Total		4,75,310.00

Particular		33
		Head Office
1	Monitering & Evaluation	-
Total		-

<b>Grand Total Research &amp; Development Activities</b>		<b>2,25,98,566.00</b>
--	--	-----------------------

