



# **ANNUAL STATEMENT OF ACCOUNTS**

**(RECEIPT AND PAYMENT ACCOUNT)**

**(2021-22)**

**HARYANA CAMPA (STATE AUTHORITY)**

**VAN BHAWAN, SECTOR-6,**

**PANCHKULA**

**COMPENSATORY AFFORESTATION FUND MANAGEMENT AND PLANNING AUTHORITY STATE CAMPA HARYANA**  
**RECEIPTS AND PAYMENTS ACCOUNT FOR THE YEAR 2021-22**

Receipts				Payments			
Particulars	Schedule	Currunt year (2021-22)	Previous year (2020-21)	Particulars	Schedule	Currunt year (2021-22)	Previous year (2020-21)
<b>(1) Opening Bank Balance</b>				<b>(3) Expenditure</b>			
(a) Bank Accounts Balance	1	1,04,52,53,058.00	32,58,46,674.00	(a) Compensatory Afforestation	8	77,78,47,031.00	63,52,00,224.00
(b) Cash balance with sub-disbursers		-	2,50,000.00	(b) Works under N.P.V	9	1,34,32,31,713.00	60,70,08,481.00
				(c) Payment met from Interest	10	1,33,44,346.40	96,00,291.00
				(d) Bank Charges	11	8,758.81	16,018.00
				(e) Previous Year Cheque Cleared	12	1,11,51,830.00	-
				(f) Other Expenditure	13	16,887.00	12,70,512.00
				(f) Excess amount paid Recoverable	14	5,17,578.00	27,82,925.00
				(h) TDS	15	-	2,80,809.00
				(i) Refund to State CAMPA Punjab	16	1,23,585.00	-
<b>Total</b>		<b>1,04,52,53,058.00</b>	<b>32,60,96,674.00</b>	<b>Total</b>		<b>2,14,62,41,729.21</b>	<b>1,25,61,59,260.00</b>
<b>(2) Receipts</b>				<b>(4) Closing bank balances as per Bank A/c</b>			
(a) Receipt from				(a) Bank Accounts Balance	17	33,01,52,304.69	1,04,52,53,058.00
(i) Ad-hoc CAMPA, New Delhi	2	-	-				
(ii) State Compensatory Afforestation Fund (SCAF)		1,35,09,42,000.00	1,92,88,90,000.00				
(b) Receipt from sources other than Adhoc CAMPA	3	24,60,315.00	38,00,236.00				
(c) Receipts from Interest on Saving Bank Accounts	4	1,26,60,092.75	1,03,09,515.00				
(d) Receipts from Interest on FDR's (Sweep account)	5	3,61,56,395.15	1,94,70,661.00				
(f) Cheque issued but not Presented for Payment	6	2,60,84,185.00	1,12,44,292.00				
(g) Receipt on account of felling charges	7	-	16,00,940.00				
(h) Other Receipts		28,37,988.00	-				
<b>Total</b>		<b>1,43,11,40,975.90</b>	<b>1,97,53,15,644.00</b>	<b>Total</b>		<b>33,01,52,304.69</b>	<b>1,04,52,53,058.00</b>
<b>Grand Total</b>		<b>2,47,63,94,033.90</b>	<b>2,30,14,12,318.00</b>	<b>Grand Total</b>		<b>2,47,63,94,033.90</b>	<b>2,30,14,12,318.00</b>

Compiled from Annual Accounts and  
Information and Explanation given to us  
FOR K PAWAN & CO.

CHARTERED ACCOUNTANT  
F.R.N. 036718N

(CA PAWAN KUMAR)  
PROPRIETOR

M.NO. 556607

UDIN : 26558607XRREFFJ6168

Date : 21/04/2026

PLACE : PANCHKULA


**Dy. Chief Executive Officer,**  
**State CAMPA (State Authority)**  
**Haryana, Panchkula**

**Chief Executive Officer**  
CAMPA, State Authority, Haryana


**Chairman Executive Committee**  
CAMPA, State Authority, Haryana

## Schedule-1 : Opening Balances


S. No.	Name of Office	Account Number	Balance as on 01.04.2021			Balance as on 01.04.2020			
			Saving	Sweep	Total	Saving	Sweep	Uncashed Cheque	Total
1	D.F.O Morni Pinjore	Corp-520101203269876	49,515.00	-	49,515.00	48,135.00	-	-	48,135.00
		Canara-60211010069	-	-	-	25,043.00	1,29,41,261.00	67,990.00	1,28,98,314.00
		HDFC-50100380787156	50,904.00	-	50,904.00	-	-	-	-
2	D.F.O Ambala	Canara-2030101560840	25,982.00	2,14,361.00	2,40,343.00	28,334.00	22,68,876.00	9,753.00	22,87,457.00
		HDFC-50100381752482	-	-	-	-	-	-	-
		HDFC-50100165220210	-	-	-	17,956.00	-	-	17,956.00
3	D.F.O Yamunanagar	Corp-520101246461000	54,880.00	11,890.00	66,770.00	16,095.00	48,024.00	-	64,119.00
		Canara-2060101060266	-	-	-	5,60,27,662.00	-	-	5,60,27,662.00
		HDFC-50100344719351	-	-	-	-	-	-	-
4	D.F.O Kurukshetra	Corp-1520101209457593	1,138.00	-	1,138.00	1,40,278.00	-	-	1,40,278.00
		Canara-3224101005545	28,908.00	43,740.00	72,648.00	1,04,08,024.00	-	8,35,863.00	95,72,161.00
		HDFC-50100380492111	-	-	-	-	-	-	-
5	D.F.O. Kaithal	Corp-1520101201904612	-	-	-	49,627.00	-	-	49,627.00
		Canara-2045101024041	-	-	-	5,868.00	1,29,17,395.00	23,97,976.00	1,05,25,287.00
		HDFC-50100376010190	28,420.00	-	28,420.00	-	-	-	-
6	D.F.O Karnal	UBI-379902010053973	-	-	-	7,91,056.00	-	-	7,91,056.00
		Canara-3264101003603	25,387.00	36,347.00	61,734.00	12,20,957.00	-	-	12,20,957.00
		HDFC-50100361394018	-	-	-	-	-	-	-
7	D.F.O Panipat	Corp-520101244869320	1,36,662.00	-	1,36,662.00	1,32,873.00	-	-	1,32,873.00
		Canara-1399101056858	25,830.00	4,41,542.00	4,67,372.00	36,828.00	1,29,94,347.00	-	1,30,31,175.00
		HDFC-50100082720427	-	-	-	-	-	-	-
8	D.F.O Sonipat	Corp-520101208944059	1,29,186.00	-	1,29,186.00	1,25,604.00	-	-	1,25,604.00
		Canara-2216101028888	34,975.00	1,20,554.00	1,55,529.00	1,284.00	19,69,663.00	18,049.00	19,52,898.00
		HDFC-50100379630558	-	-	-	-	-	-	-
9	D.F.O Rohtak	Corp-520101245284318	89,592.00	-	89,592.00	87,112.00	-	-	87,112.00
		Canara-1171101410754	138.00	-	138.00	25,029.00	24,46,805.00	-	24,71,834.00
		HDFC-50100361832870	-	-	-	-	-	-	-
10	D.F.O Jhajjar	Corp-520101201334549	-	-	-	-	-	-	-
		Canara-3233101006748	25,254.00	71,000.00	96,254.00	34,58,087.00	-	3,30,676.00	31,27,411.00
		HDFC-50100380493367	-	-	-	-	-	-	-
11	D.F.O.Hissar	Corp-52010121199405	87,627.00	-	87,627.00	80,904.00	-	-	80,904.00
		Canara-2990101005980	31,591.00	-	31,591.00	25,235.00	73,21,814.00	-	73,47,049.00
		HDFC-50100378534670	1,78,504.00	-	1,78,504.00	-	-	-	-



S. No.	Name of Office	Account Number	Balance as on 01.04.2021			Balance as on 01.04.2020			
			Saving	Sweep	Total	Saving	Sweep	Uncashed Cheque	Total
12	D.F.O.Sirsa	Corp-520101201222023	-	-	-	18,928.00	35,223.00		54,151.00
		Canara-6481101001444	135.00	-	135.00	25,000.00	1,43,357.00		1,68,357.00
		HDFC-50100382146819	-	-	-				-
13	D.F.O.Fatehabad	Corp-520101201667653	26,819.00	-	26,819.00	26,090.00	-		26,090.00
		Canara-2343101023010	61,485.00	43,604.00	1,05,089.00	25,605.00	40,31,723.00	19,24,346.00	21,32,982.00
		HDFC-501000379044031	-	-	-				-
14	D.F.O.Jind	Axis-910010028873845	-	-	-				-
		Corp-520101202438186	7,119.00	3,664.00	10,783.00	6,85,626.00	3,448.00		6,89,074.00
		Canara-2767101009969	11,823.00	89,393.00	1,01,216.00	14,989.00	2,18,810.00	13,115.00	2,20,684.00
		HDFC-50100382666880	-	-	-				-
15	D.F.O.Bhiwani	Corp-520101209136282	-	-	-				-
		Canara-2036101026772	-	-	-	30,355.00	54,78,783.00	11,356.00	54,97,782.00
		HDFC-50100380734367	6,980.00	-	6,980.00				-
16	D.F.O.Dadri	Corp-520101261883843	-	-	-				-
		Canara-3529101007126	182.00	-	182.00	7,87,897.00	-	10,915.00	7,76,982.00
		HDFC-501000928445784	-	-	-				-
17	D.F.O. Gurgaon	Corp-520361002083447	-	-	-	78,252.00	-		78,252.00
		Canara-1723101563308	38,274.00	47,046.00	85,320.00	2,77,65,911.00	-	1,08,000.00	2,76,57,911.00
		HDFC-50100069416277	-	-	-				-
18	D.F.O. Faridabad	Corp-520101202054264	857.00	-	857.00	78,818.00	-		78,818.00
		Canara-330101563799	1,56,865.00	-	1,56,865.00	1,33,40,418.00	-	56,03,608.00	77,36,810.00
		HDFC-50100347554137	90,342.00	-	90,342.00				-
19	D.F.O. Rewari	Corp-521010245661944	-	-	-				-
		Canara-2056101024860	-	-	-	22,36,279.00	-		22,36,279.00
		HDFC-50100177555451	20,953.00	-	20,953.00				-
20	D.F.O. Mohindergarh	Corp-521012020902028	-	-	-				-
		Canara-3225101011276	25,262.00	46,000.00	71,262.00	54,04,714.00	-	9.00	54,04,705.00
		HDFC-50100179077591	4,822.00	-	4,822.00				-
21	D.F.O.Palwal	UBI-615002010001005	-	-	-				-
		Canara-2328101049018	510.00	-	510.00	9,87,122.00	-		9,87,122.00
		HDFC-50100380492134	-	-	-				-
22	D.F.O.Nuh Mewat	Union-579602010002588	-	-	-				-
		Canara-2053101066655	82,836.00	75,955.00	1,58,791.00	1,32,14,093.00	-	27,952.00	1,31,86,141.00
		HDFC-50100365008942	-	-	-				-
23	DWLO, Panchkula	Corp-520101262831467	-	-	-	30,03,738.00			30,03,738.00
		Canara-5090101000941	17,203.00	-	17,203.00	30,87,210.00			30,87,210.00
		HDFC-50100380785331	-	-	-				-



S. No.	Name of Office	Account Number	Balance as on 01.04.2021			Balance as on 01.04.2020			
			Saving	Sweep	Total	Saving	Sweep	Uncashed Cheque	Total
24	DWLO, Rohtak	Corp-520101245284180	-	-	-	38,814.00	-		38,814.00
		Canara-1171101410777	1.00	-	1.00	25,147.00	2,20,07,951.00		2,20,33,098.00
		HDFC-50100359117860	-	-	-				-
25	DWLO, Gurugram	Corp-520101223220090	2.00	-	2.00	19,849.00	-		19,849.00
		Canara-1723101563347	-	-	-	1,89,210.00	50,000.00	7,316.00	2,31,894.00
		HDFC-50100364174116	-	-	-				-
26	DWLO, Hisar	Corp-520101201185561	-	-	-				-
		Canara-2043101020870	-	-	-	25,000.00	31,40,209.00	14,85,929.00	16,79,280.00
		HDFC-50100380501537	-	-	-				-
27	D.F.O Research Pinjore	SBI-65096393530	118.00	-	118.00	27,800.00	-		27,800.00
		Canara-6021101001592	-	-	-	2,78,675.00	-		2,78,675.00
		HDFC-50100380787054	-	-	-				-
28	D.F.O Seeds Pinjore	SBI-65095540420	-	-	-				-
		Canara-6021101001590	-	-	-	6,77,004.00	-		6,77,004.00
		HDFC-50100382892200	-	-	-				-
29	D.F.O Training Pinjore	SBI-31310201900	-	-	-	14.00	-		14.00
		Canara-6021101001506	-	-	-	10,34,798.00	-		10,34,798.00
		HDFC-50100380787410	-	-	-				-
30	D.F.O Training Sohna	SBI-31345375604	39.00	-	39.00	39.00	-		39.00
		Canara	-	-	-				-
		HDFC-	-	-	-				-
31	D.F.O.C.F.P Kurukshetra	Corp-520101209408363	1,863.00	-	1,863.00	1,811.00	-		1,811.00
		Canara	-	-	-				-
		HDFC	-	-	-				-
32	DFO (IT) Panchkula	Corp-520101209075402	-	-	-				-
		Canara-1624101015623	395.00	-	395.00	28,33,448.00	-		28,33,448.00
		HDFC	-	-	-				-
33	CF Publicity & Education Panchkula	Corp-52010120907113	-	-	-	51,320.00	-		51,320.00
		Canara-1624101015582	-	-	-	21,90,692.00	-	4,66,530.00	17,24,162.00
		HDFC-50100381690379	-	-	-				-
34	Head Quarter	Corp-520101209213333	1,318.00	-	1,318.00	1,98,143.00	-		1,98,143.00
		Corp-520144000822929	-	19,10,321.00	19,10,321.00	-	10,43,092.00		10,43,092.00
		Canara-1624101015567	25,194.00	1,89,697.00	2,14,891.00	3,62,979.00	9,85,85,006.00		9,89,47,985.00
		HDFC-50100011194158	(2,09,90,873.00)	1,06,13,12,927.00	1,04,03,22,054.00	2,491.00	-		2,491.00
<b>Total</b>			<b>(1,94,04,983.00)</b>	<b>1,06,46,58,041.00</b>	<b>1,04,52,53,058.00</b>	<b>15,15,20,270.00</b>	<b>18,76,45,787.00</b>	<b>1,33,19,383.00</b>	<b>32,58,46,674.00</b>



**Schedule-2 : Amount received from Ad-hoc CAMPA and State CAMPA during 2020-21**

**Amount received from Ad-hoc CAMPA New Delhi**

<b>Sr. No.</b>	<b>Particular</b>	<b>2021-22</b>	<b>2020-21</b>
<b>1</b>		-	-
<b>2</b>		-	-
<b>Total (A)</b>		-	-

**Amount Received State Compensatory Afforestation Fund (SCAF)**

<b>Sr. No.</b>	<b>Particular</b>	<b>2021-22</b>	<b>2020-21</b>
<b>1</b>	Amount Received in Bank Account during the financial year	1,35,09,42,000.00	1,92,88,90,000.00
			-
<b>Total (B)</b>		<b>1,35,09,42,000.00</b>	<b>1,92,88,90,000.00</b>

<b>Grand Total (A+B)</b>		<b>1,35,09,42,000.00</b>	<b>1,92,88,90,000.00</b>
--------------------------	--	--------------------------	--------------------------




**Schedule-3 : Receipt of Funds from sources other than Adhoc CAMPA 2020-21**

S. No.	Name of Drawing & Disbursing Officers	Year	2021-22	2020-21
1	DFO Ambala (Deposit by Jaswant Singh on account of Audit finding)	2020-21	-	19,525.00
2	DFO Kurukshetra ( Deposit in Cash Rs. 50 on 03.07.2020 and unpaid cheque No. 303343 daetd 11.02.2020 for Rs. 38097/-)	2020-21	-	38,147.00
3	DFO Jind (compensation of Plants damaged in Jind) deposit by XEN on 29.09.2020 (Rs. 372707/- and Rs. 14036/-)	2020-21	-	37,41,743.00
4	DFO, Wildlife, Hisar (Cash Deposited)	2020-21	-	761.00
5	DFO Seed Pinjore (Contractor Payments received)	2020-21	-	2.00
6	DFO Sonipat (Cash Deposit)	2020-21	-	58.00
7	Amount Received in HDFC Bank Account Number-50100011194158 from Executive Engineer Haryana State Authority	2021-22	1,45,453.00	-
8	Amount Received in HDFC Bank Account Number-50100011194158 (Party Name not identified)	2021-22	21,66,173.00	-
9	Amount Received in Canara Bank Account Number-1624101015567 (Party Name not identified)	2021-22	7,357.00	-
10	Amount Received in HDFC Bank Account Number-50100011194158 From S.V. Enterprises	2021-22	1,41,332.00	-
<b>Total</b>			<b>24,60,315.00</b>	<b>38,00,236.00</b>




**Schedule-4 : Receipts from Interest on Saving Bank Accounts and FDR's (Sweep account)**


S. No.	Name of Office	Account Number	Bank Interest 2021-22			Bank Interest 2020-21		
			Saving	Sweep A/c	Total	Saving	Sweep A/c	Total
1	D.F.O Morni Pinjore	Corp-520101203269876	1,489.00	-	1,489.00	6,29,808.00	-	6,29,808.00
		Canara-60211010069	-	-	-			
		HDFC-50100380787156	4,516.00	-	4,516.00			
2	D.F.O Ambala	Canara-2030101560840	1,946.63	15,227.00	17,173.63	3,23,653.00	-	3,23,653.00
		HDFC-50100381752482	615.00	-	615.00			
		HDFC-50100165220210	67.25	-	67.25			
3	D.F.O Yamunanagar	Corp-520101246461000	1,245.70	(1,908.00)	(662.30)	13,97,063.00	-	13,97,063.00
		Canara-2060101060266	-	-	-			
		HDFC-50100344719351	3,345.00	-	3,345.00			
4	D.F.O Kurukshetra	Corp-1520101209457593	9.00	-	9.00	3,03,120.00	-	3,03,120.00
		Canara-3224101005545	883.47	4,003.00	4,886.47			
		HDFC-50100380492111	1,176.00	-	1,176.00			
5	D.F.O. Kaithal	Corp-1520101201904612	49.51	-	49.51	4,78,312.00	-	4,78,312.00
		Canara-2045101024041	-	-	-			
		HDFC-50100376010190	638.00	-	638.00			
6	D.F.O Karnal	UBI-379902010053973	1,233.09	-	1,233.09	2,00,285.00	-	2,00,285.00
		Canara-3264101003603	742.70	3,069.00	3,811.70			
		HDFC-50100361394018	5,129.00	-	5,129.00			
7	D.F.O Panipat	Corp-520101244869320	4,111.33	-	4,111.33	8,01,842.00	-	8,01,842.00
		Canara-1399101056858	845.80	30,181.00	31,026.80			
		HDFC-50100082720427	2,052.00	-	2,052.00			
8	D.F.O Sonipat	Corp-520101208944059	3,885.08	-	3,885.08	2,01,483.00	-	2,01,483.00
		Canara-2216101028888	832.27	9,262.00	10,094.27			
		HDFC-50100379630558	432.00	-	432.00			
9	D.F.O Rohtak	Corp-520101245284318	2,693.65	-	2,693.65	1,42,506.00	-	1,42,506.00
		Canara-1171101410754	4.00	-	4.00			
		HDFC-50100361832870	8.00	-	8.00			
10	D.F.O Jhajjar	Corp-520101201334549	-	-	-	1,95,891.00	-	1,95,891.00
		Canara-3233101006748	741.73	5,420.00	6,161.73			
		HDFC-50100380493367	182.00	-	182.00			




S. No.	Name of Office	Account Number	Bank Interest 2021-22			Bank Interest 2020-21		
			Saving	Sweep A/c	Total	Saving	Sweep A/c	Total
11	D.F.O.Hissar	Corp-52010121199405	6,159.62	-	6,159.62	4,17,552.00	-	4,17,552.00
		Canara-2990101005980	925.65	-	925.65			
		HDFC- 50100378534670	902.00	-	902.00			
12	D.F.O.Sirsa	Corp-520101201222023	-	-	-	1,91,510.00	-	1,91,510.00
		Canara-6481101001444	1.00	-	1.00			
		HDFC-50100382146819	816.00	-	816.00			
13	D.F.O.Fatehabad	Corp-520101201667653	806.23	-	806.23	3,51,759.00	-	3,51,759.00
		Canara-2343101023010	1,811.66	2,909.00	4,720.66			
		HDFC-501000379044031	68.00	-	68.00			
14	D.F.O.Jind	Axis-910010028873845	-	-	-	2,47,649.00	-	2,47,649.00
		Corp-520101202438186	88.17	-	88.17			
		Canara-2767101009969	126.54	1,292.00	1,418.54			
		HDFC-50100382666880	152.00	-	152.00			
15	D.F.O.Bhiwani	Corp-520101209136282	-	-	-	2,76,370.00	-	2,76,370.00
		Canara-2036101026772	-	-	-			
		HDFC- 50100380734367	5,348.00	-	5,348.00			
16	D.F.O.Dadri	Corp-520101261883843	-	-	-	87,671.00	-	87,671.00
		Canara-3529101007126	5.00	-	5.00			
		HDFC- 501000928445784	10.00	-	10.00			
17	D.F.O. Gurgaon	Corp-520361002083447	-	-	-	5,05,853.00	-	5,05,853.00
		Canara-1723101563308	1,152.85	4,299.00	5,451.85			
		HDFC-50100069416277	845.00	-	845.00			
18	D.F.O. Faridabad	Corp-520101202054264	24.24	-	24.24	3,85,667.00	-	3,85,667.00
		Canara-330101563799	4,599.00	-	4,599.00			
		HDFC-50100347554137	413.00	-	413.00			
19	D.F.O. Rewari	Corp-521010245661944	-	-	-	2,07,899.00	-	2,07,899.00
		Canara-2056101024860	-	-	-			
		HDFC- 50100177555451	69.00	-	69.00			
20	D.F.O. Mohindergarh	Corp-521012020902028	-	-	-	2,53,835.00	-	2,53,835.00
		Canara-3225101011276	734.73	3,534.00	4,268.73			
		HFDC-50100179077591	134.00	-	134.00			



S. No.	Name of Office	Account Number	Bank Interest 2021-22			Bank Interest 2020-21		
			Saving	Sweep A/c	Total	Saving	Sweep A/c	Total
21	D.F.O.Palwal	UBI-615002010001005	-	-	-	61,914.00	-	61,914.00
		Canara-2328101049018	9.85	-	9.85			
		HDFC-50100380492134	38.00	-	38.00			
22	D.F.O.Nuh Mewat	Union-579602010002588	-	-	-	4,24,079.00	-	4,24,079.00
		Canara-2053101066655	2,491.97	6,949.00	9,440.97			
		HDFC-50100365008942	20,980.00	-	20,980.00			
23	DWLO, Panchkula	Corp-520101262831467	68.32	-	68.32	1,10,763.00	-	1,10,763.00
		Canara-5090101000941	506.00	-	506.00			
		HDFC-50100380785331	14.00	-	14.00			
24	DWLO, Rohtak	Corp-520101245284180	-	-	-	3,28,800.00	-	3,28,800.00
		Canara-1171101410777	-	-	-			
		HDFC-50100359117860	-	-	-			
25	DWLO, Gurugram	Corp-520101223220090	-	-	-	12,889.00	-	12,889.00
		Canara-1723101563347	-	-	-			
		HDFC-50100364174116	-	-	-			
26	DWLO, Hisar	Corp-520101201185561	-	-	-	1,00,705.00	-	1,00,705.00
		Canara-2043101020870	-	-	-			
		HDFC-50100380501537	1,529.00	-	1,529.00			
27	D.F.O Research Pinjore	SBI-65096393530	4.00	-	4.00	57,141.00	-	57,141.00
		Canara-6021101001592	-	-	-			
		HDFC-50100380787054	-	-	-			
28	D.F.O Seeds Pinjore	SBI-65095540420	-	-	-	1,75,294.00	-	1,75,294.00
		Canara-6021101001590	-	-	-			
		HDFC-50100382892200	4,353.00	-	4,353.00			
29	D.F.O Training Pinjore	SBI-31310201900	-	-	-	31,311.00	-	31,311.00
		Canara-6021101001506	-	-	-			
		HDFC-50100380787410	-	-	-			
30	D.F.O Training Sohna	SBI-31345375604	0.40	-	0.40	-	-	-
		Canara	-	-	-			
		HDFC-	-	-	-			



S. No.	Name of Office	Account Number	Bank Interest 2021-22			Bank Interest 2020-21		
			Saving	Sweep A/c	Total	Saving	Sweep A/c	Total
31	D.F.O.C.F.P Kurukshetra	Corp-520101209408363	56.00	-	56.00	52.00	-	52.00
		Canara	-	-	-			
		HDFC	-	-	-			
32	DFO (IT) Panchkula	Corp-520101209075402	-	-	-	43,076.00	-	43,076.00
		Canara-1624101015623	6.00	-	6.00			
		HDFC	-	-	-			
33	CF Publicity & Education Panchkula	Corp-52010120907113	-	-	-	38,711.00	-	38,711.00
		Canara-1624101015582	-	-	-			
		HDFC-50100381690379	167.00	-	167.00			
34	Head Quarter	Corp-520101209213333	10.31	-	10.31	2,714.00	-	2,714.00
		Corp-520144000822929	942.00	55,605.15	56,547.15	-	84,729.00	84,729.00
		Canara-1624101015567	535.00	30,640.00	31,175.00	3,78,622.00	26,04,865.00	29,83,487.00
		HDFC-50100011194158	1,25,64,317.00	3,59,85,913.00	4,85,50,230.00	9,43,716.00	1,67,81,067.00	1,77,24,783.00
<b>Total</b>			<b>1,26,60,092.75</b>	<b>3,61,56,395.15</b>	<b>4,88,16,487.90</b>	<b>1,03,09,515.00</b>	<b>1,94,70,661.00</b>	<b>2,97,80,176.00</b>




**Schedule-5 : Various Uncashed Cheques/ DD/ RTGS/NEFT etc.**

<b>S. No.</b>	<b>Name of Division</b>	<b>2021-22</b>	<b>2020-21</b>
1	D.F.O Morni Pinjore	1,77,86,591.00	2,53,655.00
2	D.F.O. Kaithal	89,773.00	35,25,792.00
3	D.F.O.Hissar	-	2,54,639.00
4	D.F.O.Sirsa	-	41,027.00
5	D.F.O.Fatehabad	20,05,000.00	12,553.00
6	D.F.O.Gurugram	-	3,325.00
7	D.F.O.Faridabad	-	49,737.00
8	D.F.O.Rewari	-	20,953.00
9	D.F.O.Mohindergarh	-	16,422.00
10	D.F.O.Palwal	26,000.00	5,25,775.00
11	DWLO, Gurugram	43,800.00	65,38,507.00
12	DFO, Seed, Pinjore	-	1,907.00
13	DFO, Rohtak	88,632.00	-
14	DFO, Jind	4,40,977.00	-
15	DFO, Dadri	56,03,412.00	-
<b>Total</b>		<b>2,60,84,185.00</b>	<b>1,12,44,292.00</b>




**Schedule-6 -Amount received on account of Felling Charges**

Sr. No.	Name of Division	Name of User Agency	Name of Project	Month when received	2021-22	2020-21
<b>Canara Bank</b>						
1	Information Not available	RTGS (000117153351)-1624	Information Not available	Jun-20	0.00	65,875.00
2	Information Not available	Goel Online Solutions-1624	Information Not available	Jun-20	0.00	99,973.00
3	Information Not available	Sandeep Kumar-1624	Information Not available	Jul-20	0.00	21,900.00
4	Information Not available	Rajpal IBKL-1624	Information Not available	Jul-20	0.00	20,496.00
5	Information Not available	Cash Deposite Fatehabad-2343	Information Not available	Jul-20	0.00	51,101.00
6	Information Not available	Tejpal, MOB-IMPS-CR-33	Information Not available	Sep-20	0.00	24,428.00
7	Information Not available	Davinder Singh-33	Information Not available	Oct-20	0.00	38,943.00
8	Information Not available	Balaji Fuels-136	Information Not available	Nov-20	0.00	19,020.00
9	Information Not available	Madhu Kara Developers(P)Ltd.-136	Information Not available	Nov-20	0.00	73,540.00
10	Information Not available	Sandeep Kumar Baebo do Sark-136	Information Not available	Dec-20	0.00	40,051.00
<b>Total Canara Bank (A)</b>					<b>0.00</b>	<b>4,55,327.00</b>
<b>HDFC Bank</b>						
11	Information Not available	Cash Deposit DFO, Yamunanagar	Information Not available	Oct-20	0.00	3,600.00
12	Information Not available	Pankaj Sharma FT-CR-50100006910046	Information Not available	Dec-20	0.00	57,600.00
13	Information Not available	NHAI-NEFT CR-CNRB-0001624	Information Not available	Dec-20	0.00	35,202.00
14	Information Not available	Cash Deposit Kaithal, Haryana	Information Not available	Dec-20	0.00	3,600.00
15	Information Not available	NEFT CR-ICIC05F0002-IRLE KAY JAY ROLLS(P)	Information Not available	Jan-21	0.00	1,52,252.00
16	Information Not available	Lakhan S/o Suresh Talwar FT-CR-59108222829008	Information Not available	Jan-21	0.00	54,000.00
17	Information Not available	FT-CR-59280000001313-Singh Petro	Information Not available	Jan-21	0.00	25,200.00
18	Information Not available	Sunshine Enterprises NEFT-CR-UBIN-0817805	Information Not available	Feb-21	0.00	42,666.00
19	Information Not available	Cash Deposite-Kaithal	Information Not available	Mar-21	0.00	18,600.00
20	Information Not available	ML Gupta & Sons FT-CR-50200029307661	Information Not available	Mar-21	0.00	1,69,819.00
<b>Total HDFC Bank (B)</b>					<b>0.00</b>	<b>5,62,539.00</b>



Sr. No.	Name of Division	Name of User Agency	Name of Project	Month when received	2021-22	2020-21
<b>Corporation Bank</b>						
21	Information Not available	Cash Deposit on 15.05.2020	Information Not available	May-20	0.00	46,419.00
22	Information Not available	Cash Deposit on 08.06.2020	Information Not available	Jun-20	0.00	33,000.00
23	Information Not available	Pawan Kumar S.O.R.	Information Not available	Jun-20	0.00	7,182.00
24	Information Not available	Chand Tara Goyal	Information Not available	Jul-20	0.00	68,981.00
25	Information Not available	By Inst. - 217607	Information Not available	Jul-20	0.00	2,49,830.00
26	Information Not available	Global Infra. Development	Information Not available	Sep-20	0.00	1,37,962.00
27	Information Not available	RRM Pvt. ITI Punb.	Information Not available	Feb-21	0.00	7,500.00
28	Information Not available	By Cash 10252 Hisar	Information Not available	Mar-21	0.00	2,600.00
29	Information Not available	By Interest 6843443: CTS MICR	Information Not available	Mar-21	0.00	29,600.00
<b>Total Corporation Bank (C)</b>					<b>0.00</b>	<b>5,83,074.00</b>
<b>Grand Total (A+B+C)</b>					<b>0.00</b>	<b>16,00,940.00</b>




### Schedule-7 : Other Receipts

S. No.	Particular	2021-22	2020-21
1	DD Cancelled (DFO Mewat)	25,74,000.00	-
2	FD Matured (DFO Yamunanagar)	2,16,988.00	-
3	Car Use Deduction (Head Office)	22,000.00	-
4	GPF Deduction (Head Office)	25,000.00	-
<b>Total</b>		<b>28,37,988.00</b>	<b>-</b>




**Schedule-8 : Expenditure incurred on Compensatory Afforestation (C.A)**


Particular	2021-22	2020-21
<b>Componsatory Afforestation</b>		
<b>Compensatory Afforestation (CA) (2019-20)</b>		
1. Minor Works Tall Plantation	-	1,41,02,282.00
2. Minor Works Fencing Tall Plantation	-	90,21,521.00
3. Mtn. Tall Plantation 2014-15	-	41,150.00
4. Mtn. Tall Plantation 2015-16	-	2,17,855.00
5. Mtn. Tall Plantation 2016-17	-	2,83,239.00
6. Mtn. Tall Plantation 2017-18	-	2,803.00
7. Mtn. Tall Plantation 2018-19	-	30,74,224.00
8. Minor Works Supervisory Charges	-	10,95,304.00
9. Minor Works Small Plantation	-	9,10,541.00
10. Mtn. Small Plantation 2017-18	-	50,443.00
11. Mtn. Small Plantation 2018-19	-	(5,15,659.00)
12. Mtn. Trench Cum Pit Method 2016-17	-	1,74,291.00
13. Minor Works Soil & Moisture Conservation	-	12,62,819.00
14. Minor Works Other Charges	-	2,36,000.00
15. Mtn. Ridges 2015-16	-	1,49,893.00
<b>Total CA Expenditure (APO 2019-20)</b>	-	<b>3,01,06,706.00</b>
<b>APO 2020-21</b>		
<b>CA-Minor Works (APO 2020-21)</b>		
1. Ridge Plantation	45,908.00	6,39,003.00
2. Tall Plantation	21,55,312.00	22,44,64,367.00
3. Fencing	28,46,268.00	-
4. SMC	3,12,69,345.00	-
5. Supervisory Charges	56,505.00	2,82,63,944.00
6. Small Plants	-	6,71,53,430.00




Particular	2021-22	2020-21
<b>7. Other Charges</b>		
Tractor	-	5,22,999.00
Purchase of Mahendera jeep	-	14,29,570.00
Purchase of Trailar Hydrotic Trolly	-	6,06,000.00
Water Tanker with Pump	-	5,16,100.00
Const. of Forester's Quarter	-	11,45,086.00
Other Charges	-	17,38,39,151.00
<b>8. Native Species</b>	-	1,16,28,753.00
<b>9. Alkali Plantation</b>	-	54,67,876.00
<b>Total CA Minor Work (APO 2020-21)</b>	<b>3,63,73,338.00</b>	<b>51,56,76,279.00</b>
<b>CA- Maintenance Work APO (2020-21)</b>		
<b>(A) 2015-16</b>		
1. Ridge Plantation	-	8,04,277.00
2. Tall Plantation	-	34,23,418.00
<b>(B) 2016-17</b>		
1. Tall Plantation	-	1,09,51,556.00
2. Ridge Plantation	-	11,12,225.00
3. Small Plantation	-	3,34,900.00
<b>(C) 2017-18</b>		
1. Tall Plantation	18,675.00	88,01,801.00
2. Ridge Plantation	-	12,797.00
3. Small Plantation	-	45,000.00



Particular	2021-22	2020-21
<b>(D) 2018-19</b>		
1. Tall Plantation	3,18,438.00	3,87,04,415.00
2. Small Plantation	-	45,18,892.00
<b>(E) 2019-20</b>		
1. Tall Plantation	1,66,872.00	2,03,06,616.00
2. Small Plantation	-	6,02,640.00
<b>Total CA-Maintenance Works (APO 2020-21)</b>	<b>5,03,985.00</b>	<b>8,96,18,537.00</b>
<b>Total CA Expenditure (APO 2020-21)</b>	<b>3,68,77,323.00</b>	<b>60,52,94,816.00</b>
<b>APO 2021-22</b>		
<b>CA-Minor Works (APO 2021-22)</b>		
1. Ridge Plantation	-	-
2. Tall Plantation	44,36,93,112.00	-
3. Fencing	1,98,85,646.00	-
4. SMC	7,30,84,155.00	-
5. Supervisory Charges	11,36,528.00	-
6. Small Plants	6,16,70,063.00	-
7. Other Charges	30,57,272.00	-
8. Native Species	-	-
9. Alkali Plantation	-	-
10. Digging of Periphery Trench	4,88,736.00	-
<b>Total CA Minor Work (APO 2021-22)</b>	<b>60,30,15,512.00</b>	-



Particular	2021-22	2020-21
<b>CA-Maintenance Works (APO 2021-22)</b>		
<b>(A) 2016-17</b>		
1-Ridge Plantation	9,73,310.00	-
2-Tall Plantation	1,10,88,836.00	-
3-Pit cum trench	7,46,939.00	-
4. Small Plants	6,63,718.00	-
<b>(B) 2017-18</b>		
1-Ridge Plantation	12,535.00	-
2-Tall Plantation	91,44,174.00	-
3-Small Plants	53,510.00	-
<b>(C) 2018-19</b>		
1-Ridge Plantation	-	-
2-Tall Plantation	1,68,19,807.00	-
3-Small Plants	14,33,635.00	-
<b>(D) 2019-20</b>		
1-Ridge Plantation	-	-
2-Tall Plantation	1,34,55,689.00	-
3-Small Plants	6,30,680.00	-




Particular	2021-22	2020-21
<b>(E) 2020-21</b>		
1-Ridge Plantation	3,05,941.00	-
2-Tall Plantation	6,15,89,393.00	-
3-Tall Plantation	20,60,425.00	-
4-Native Species Plantation	21,82,849.00	-
5-Alkali Plantation	8,78,967.00	-
6-Trench cum Pit Plantation	7,01,720.00	-
7-Small Plants	1,52,12,068.00	-
<b>Total CA Maintenance (APO 2021-22)</b>	<b>13,79,54,196.00</b>	-
<b>Total CA Expenditure (APO 2021-22)</b>	<b>74,09,69,708.00</b>	-
<b>Total CA Expenditure</b>	<b>77,78,47,031.00</b>	<b>63,54,01,522.00</b>
Less: Cheque Issued in 2020-21 But Not Presented for Payment	-	(2,01,298.00)
Less: Refund of Advance Payment (Without work execution)	-	-
<b>Total CA Expenditure (Refer to Annexure-1)</b>	<b>77,78,47,031.00</b>	<b>63,52,00,224.00</b>




### Schedule 9-Expenditure incurred on Net Present Value (N.P.V) Works

Name of activity	2021-22	2020-21
<b>I Net Present Value (NPV)</b>		
<b>APO 2018-19</b>		
<b>Infrastructure Machinery</b>		
1. Purchase of Water Tanker	-	60,18,300.00
2. Purchase of Bolero/ Scorpio Jeep	-	1,12,04,978.00
3. Purchase of Bolero Camper	-	68,85,744.00
4. Purchase of Trolley	-	61,72,981.00
<b>Total NPV Expenditure (APO 2018-19)</b>	-	<b>3,02,82,003.00</b>
<b>APO 2019-20</b>		
1. Minor Works Ridge	-	5,92,298.00
2. Minor Works Tall Plantation	-	85,25,103.00
3. Minor Works Fencing	-	2,13,750.00
4. Mtn. Tall Plantation 2014-15	-	3,84,200.00
5. Mtn. Tall Plantation 2015-16	-	51,462.00
6. Mtn. Tall Plantation 2016-17	-	2,75,400.00
7. Mtn. Tall Plantation 2017-18	-	60,215.00
8. Mtn. Tall Plantation 2018-19	-	12,90,462.00
9. Mtn. National Highway 2016-17	-	6,874.00
10. Mtn. National Highway 2017-18	-	3,70,217.00
11. Mtn. National Highway 2018-19	-	56,917.00
12. Mtn. Shrub National Highway 2018-19	-	12,722.00
13. Mtn. Beautification of District Roads 2017-18	-	(36,706.00)
14. Mtn. ANR Plantation 2014-15	-	4,58,563.00
15. Mtn. ANR Plantation 2015-16	-	1,35,837.00
16. Mtn. ANR Plantation 2016-17	-	7,46,106.00
17. Mtn. Native Species 2016-17	-	53,850.00




Name of activity	2021-22	2020-21
18. Mtn. Native Species 2018-19	-	8,86,947.00
19. Mtn. Community & Institutional Land 2015-16	-	66,980.00
20. Mtn. Community & Institutional Land 2016-17	-	14,037.00
21. Mtn. Eco-Restoration 2017-18	-	3,22,318.00
22. Mtn. Eco-Restoration 2018-19	-	12,62,907.00
23. Mtn. Enrichment of Plantation 2015-16	-	62,408.00
24. Minor Works Soil and Moisture Conservation	-	1,63,19,725.00
25. Minor Works Modernisation of Forest Nurseries	-	50,75,943.00
<b>Total 2019-20</b>	-	<b>3,72,08,535.00</b>
<b>APO 2020-21</b>		
<b>NPV-Minor Works (APO 2020-21)</b>		
1. Ridge Plantation	-	3,41,78,242.00
2. Tall Plantation	68,00,973.00	23,51,19,358.00
3. Plantation of TP on strips of Block Forests	-	-
4. Soil and Moisture Conservation	7,95,59,287.00	-
5. Wildlife	-	-
6. Proposals of Development Wing	-	-
7. Eco-Restoration Plantation	-	4,38,40,494.00
8. Stabilization & greening of Vehicle cliffs in Shivaliks	-	-
9. Infrastructure of Forest Protection	-	-
<b>(a) Building</b>		
Range Residence	6,39,626.00	8,57,875.00
Range Office	75,12,398.00	83,35,924.00
Forester Quarter/Block Office	29,79,257.00	80,66,112.00
Forester Guard Hut	23,31,994.00	7,29,719.00
Toilet	-	3,71,169.00
<b>(b) Vehicles/Mahinery</b>		
Balero Jeep	-	-




Name of activity	2021-22	2020-21
Bolero Camper	-	-
Tractor	1,631.00	26,14,995.00
Trolly	-	-
Tanker	-	-
Rotavator/Harrow/Cultivator	8,52,316.00	10,87,384.00
Genser/Diesel Pumps	-	-
Mini Tractor	-	27,89,938.00
10. Native Species	-	1,06,83,681.00
11. Mtn. City Forest Murthal District, Sonipat	-	3,51,857.00
12. Minor Works Soil & Moisture Conservation Works	-	1,40,55,714.00
13. Minor Works Constrcution of Ponds	-	31,04,884.00
14. Minor Works Stabilization greening of vertical cliffs at Shivalik	-	50,00,000.00
15. Double ridge Works Fencing 2019-20	-	1,05,731.00
16. Minor Works Fencing		42,57,712.00
17. Minor Works Removal of Masquite		13,85,000.00
<b>Total NPV Minor Works (APO 2020-21)</b>	<b>10,06,77,482.00</b>	<b>37,69,35,789.00</b>




Name of activity	2021-22	2020-21
<b>Maintenance NPV 2020-21</b>		
<b>A) 2015-16</b>		
1. ANR Plantation	-	22,40,444.00
2. Ridge Plantation	-	73,830.00
3. Tall Plantation	-	18,12,983.00
4. Enrichment of Planation	-	21,42,736.00
5. Native Species	-	1,84,647.00
6. Plantation on Community & Institutional Land	-	6,52,967.00
<b>A) 2016-17</b>		
1. ANR Plantation	-	69,29,659.00
2. Ridge Plantation	-	3,41,354.00
3. Tall Plantation	-	63,97,329.00
4. Beautification of Distt. Roads	-	25,803.00
5. Native Species	-	39,991.00
6. Plantation on Community & Institutional Land	-	1,73,246.00
7. NH Tall Plantation		7,15,344.00
<b>A) 2017-18</b>		
1. Tall Plantation	-	10,29,298.00
2. Shrub Plantation	-	95,000.00
3. Beautification of Distt. Roads	-	4,22,051.00
4. Eco-Restoration Plantation	-	7,65,891.00
5. Native Species	-	3,70,803.00
6. NH Tall Plantation		28,55,645.00



Name of activity	2021-22	2020-21
<b>A) 2018-19</b>		
1. Tall Plantation	1,50,410.00	2,18,69,709.00
2. Native Species	3,27,390.00	54,19,941.00
3. Eco-Restoration	1,69,879.00	72,15,594.00
4. Beautification of Distt. Roads	-	7,07,027.00
5. Shrub Plantation	-	21,98,693.00
6. NH Tall Plantation		60,50,574.00
<b>B) 2019-20</b>		
Tall Plantation	2,07,815.00	2,33,00,474.00
<b>Total NPV-Maintenance Works (APO 2020-21)</b>	<b>8,55,494.00</b>	<b>9,40,31,033.00</b>
<b>Total NPV Expenditure (APO 2020-21)</b>	<b>10,15,32,976.00</b>	<b>47,09,66,822.00</b>
<b>APO 2021-22</b>		
<b>NPV-Minor Works (APO 2021-22)</b>		
1. Tall Plantation	38,80,97,902.00	-
2. Ridge Plantation	7,09,24,539.00	-
3. Native Species	1,71,74,592.00	-
4. Planation on Alkali Soils	88,34,671.00	-
5. Fencing	4,90,37,084.00	-
6. Infrastructure	-	-




Name of activity	2021-22	2020-21
<b>(a) Building</b>		
Range Residence	-	-
Range Office	58,44,108.00	-
Forester Quarter/Block Office	-	-
Forester Guard Hut	-	-
Toilet	-	-
<b>(b) Vehicles/Machinery</b>		
Balero Jeep	-	-
Bolero Camper	-	-
Tractor	-	-
Trolley	-	-
Tanker	-	-
Rotavator/Harrow/Cultivator	3,88,800.00	-
Genset/Diesel Pumps	-	-
7. Soil & Moisture Conservation Works	45,16,36,283.00	-
8. Conservation/Restoration of Protection of Kila Zafargarh PF/Quila	-	-
9. Survey and Demarcation	-	-
(a) DGPS	-	-
(B) Workstation	-	-
(c) Arc GIS Software	-	-
(e) Access rights of viewing satellite imageries	-	-
(f) Development of web and mobile based software	-	-
(g) Procurement of drones for mapping of CAMPA plantations including	-	-
10. Eco-Restoration	2,53,06,405.00	-
11. Barbed Wire	-	-
12. Infrastructure of Forest Protection, Fencing	35,01,060.00	-
<b>Total NPV Minor Works NPV (2021-22)</b>	<b>1,02,07,45,444.00</b>	-




Name of activity	2021-22	2020-21
<b>NPV Maintenance Works (APO 2021-22)</b>		
<b>(A) 2016-17</b>		
1. ANR Plantation	70,67,820.00	-
2. Ridge Plantation	-	-
3. Tall Plantation	73,63,052.00	-
4. Plantation on National Highways.	6,66,216.00	-
5. Beautification of District Roads.	50,190.00	-
6. Native Species	80,865.00	-
7. Community Land	1,93,381.00	-
<b>(B) 2017-18</b>		
1. ANR Plantation	-	-
2. Ridge Plantation	-	-
3. Tall Plantation	11,31,416.00	-
4. Plantation on National Highways.	34,62,325.00	-
5. Beautification of District Roads.	4,96,491.00	-
6. Native Species	2,68,563.00	-
7. Eco-Restoration	8,39,855.00	-
8. NH Shurb	1,00,380.00	-
9. Herbal Forest	8,27,998.00	-



Name of activity	2021-22	2020-21
<b>(C) 2018-19</b>		
1. ANR Plantation	4,36,541.00	-
2. Ridge Plantation	-	-
3. Tall Plantation	89,88,565.00	-
4. Plantation on National Highways.	27,91,484.00	-
5. Beautification of District Roads.	-	-
6. Native Species	15,26,340.00	-
7. Eco-Restoration	11,58,925.00	-
8. NH Shurb	13,33,331.00	-
9. NH TP	99,024.00	-
<b>(D) 2019-20</b>		
1. ANR Plantation	-	-
2. Ridge Plantation	44,013.00	-
3. Tall Plantation	1,47,72,303.00	-
4. Plantation on National Highways.	-	-
5. Beautification of District Roads.	-	-




Name of activity	2021-22	2020-21
<b>(E) 2020-21</b>		
1. ANR Plantation	-	-
2. Ridge Plantation	45,92,739.00	-
3. Tall Plantation	5,95,66,071.00	-
4. Plantation on National Highways.	-	-
5. Beautification of District Roads.	-	-
6. Native Species	11,89,427.00	-
7. Eco-Restoration / Plantation	65,67,927.00	-
<b>Total 18 Maintenance NPV (APO 2021-22)</b>	<b>12,56,15,242.00</b>	-
<b>Total NPV Expenditure (APO 2021-22)</b>	<b>1,14,63,60,686.00</b>	-
<b>Total NPV Expenditure</b>	<b>1,24,78,93,662.00</b>	<b>53,84,57,360.00</b>
Less: Cheque Issued in 2020-21 But Not Presented for Payment (Fixed Assets)	-	(8,88,579.00)
Less: Cheque Issued in 2020-21 But Not Presented for Payment (Plantation)		(65,836.00)
Less: Refund of Advance Payment (Without work execution)	(50,00,000.00)	-
<b>Total NPV Expenditure (I) (Refer to Annexure-2)</b>	<b>1,24,28,93,662.00</b>	<b>53,75,02,945.00</b>




**Schedule 9-Expenditure incurred on DWLO Activities**

Name of activity	2021-22	2020-21
<b>II. Conservation, Protection and Management of Wild Life</b>		
<b>APO 2018-19</b>		
Publication of Brochers, Pamphletes etc.	-	11,33,950.00
<b>APO 2019-20</b>		
Habitat Management in Crocodile Breeding Centre, Bhaur Saidan Kurukshetra	-	5,89,900.00
Awarness Generation camps Khaparwas WLS	-	5,00,000.00
Awarness Generation camps on Bhindawas WLS	-	2,00,000.00
Construction of Inter locking Service Dathas at Dear Park, Hisar	-	4,16,451.00
Habitat Management work in Bhindawas WLS at Jhajjar	-	18,21,346.00
Eco-Restoration Work on Gold Jubilee Brahm Sarovar Community Reserve Village Thana (Kurukshetra)	-	5,33,602.00
<b>APO 2020-21</b>		
Construction of Residence for Inspector Wildlife, Jind	5,91,915.00	-
Construction of Sub Inspector Wildlife office at Chinkara Breeding Centre Kairu, Bhiwani	5,10,836.00	-
Construction of Water Pond 2 Nos Sirsa	3,90,578.00	-
Construction of Water Pond 2 Nos Jind	2,23,825.00	-
Purchase of Rescue Vehicles with modification	-	23,41,784.00
Construction of Boundary Wall 6000 mtr. at WLS Nahar Part-II	-	18,75,985.00
Construction of Guard Hut at Nahar WLS	-	20,77,324.00
Census activities	-	39,10,000.00
Purchase of camera trap 20 No. kalesar	-	4,91,952.00
Preparation of earthen to provide mounds better breeding of 3 CSO Fatehabad	-	2,70,690.00
Construction of Sub-inspector residence at Bhindawas	-	2,87,038.00
Construction of Residence for inspector wildlife Jind	-	9,97,751.00
Construciton of Shelter Home in participation at Dear Park, Hisar	-	10,82,730.00
Construction of Solar System at Deer Park Hissar	-	4,08,750.00



Name of activity	2021-22	2020-21
Construction of 12 Water Pond	-	20,07,262.00
Construction of Protection Center (23-40 Acre) WLS Nahar to provide proper space to black bucks at Nahar WLS	-	12,90,575.00
Construction of Inspector WLS Office at Mahendergarh, Faridabad (instead of Nuh)	-	59,56,431.00
Construction of Inspector WLS Residencia at Mahendergarh	-	14,01,754.00
Procurement of Rescue Equipment for Rescue	-	2,35,420.00
<b>APO 2021-22</b>		
Construction Of Cause Way On Jeepable Road 3 No. At KNP & WLS	8,93,840.00	-
Construction Of Crate Wire Structure 12 No. At Khol Hai Raitan WLS	15,61,076.00	-
Construction Of Guard Hut 1 No. At Golden Jublee Bharam Sarovar Community Reserve Thana	10,00,991.00	-
Eco System Stability By Introduction Of Fish Seed As Well As Fish Fingerlings At Golden Jublee Bharam Sarovar Community Reserve Thana	10,00,000.00	-
Habitat Improvement For Turtles Such As Creation Of Sand Mounds, Aquatic Management Such As To Remove Harmful Extra Weeds Such As Water Hyacinth And Adding Of Useful Extra Aquatic Vegetation At Golden Jublee Bharam Sarovar Community Reserve Thana	8,74,843.00	-
Publicity Sign Boards, Brochures, Booklets And Other Awareness Activites	1,99,467.00	-
Installation Of Solar System At Rohtak Panipat & Bhindawas	3,08,800.00	-
Installation Of CCTV Camersa Inside The Bhindawas WLS	1,76,717.00	-
Purchase Of Telescope Binoculars With High Resolution Camres And Lens	2,49,400.00	-
Publicity Sign Boards, Brochurs, Education Camp And Other Awareness Activites	4,99,996.00	-
Construction Of IWL Residence At Bhindawas	11,17,854.00	-
Construction of Water Pond-3 No @ 2.50 Lakh (WLS NAHAR) = 7.50 lacs	7,40,208.00	-
Fixing of PVC Pipe Line for water supply approx 1500 mtr.(WLS NAHAR)= 3.00 Lacs	2,87,508.00	-
Preparation of Sandy Mound-6 No (WLS NAHAR) = 4.50 Lacs	4,42,749.00	-
Removal of mesquet (WLS NAHAR) = 6.00 Lacs	5,97,933.00	-
Development of Grass Land (WLS NAHAR) = 5.00 lacs	4,68,291.00	-
Construction of Store @ 10.00 Lakh = 10.00 lacs	19,37,101.00	-
Construction of Garage at Gurugram side by DWLO Gurugram Office instead of WLS Nahar. Please give deviation (WLS NAHAR) = 10.00 lacs		



Name of activity	2021-22	2020-21
Clearance of fire lines & maintenance (WLS NAHAR) = 5.00 lacs	4,77,043.00	-
Devlopment of Fooder Plot-2 No (WLS NAHAR) = 2.00 lacs	1,95,922.00	-
Fencing of Path Iron on Jali & Painting in Nahar WLS Nahar & SNP = 8.00 lacs	8,06,584.00	-
Creation of New Lawn in Campus (WLS NAHAR) = 2.00 lacs	1,33,677.00	-
Weed removal ( Congress grass) from Protection center in 10 Acre (WLS NAHAR) = 5.00 lacs	4,84,725.00	-
Plantation of Fruit Plant Species (WLS NAHAR) = 15.00 lacs	14,51,296.00	-
Construction of Boundary Wall with fencing in 2nd part 3600 R mtr (WLS NAHAR) = 40.00 lacs	39,71,136.00	-
Interlocking tiles path main gate to SIWL office & Protection Center at WLS nahar = 3.00 lacs	2,78,329.00	-
Construction of Interlocking tiles path & around residential area with colony gate & white wash (SNP) = 7.00 lacs	4,51,086.00	-
Construction of Inspector Wild Life Office (SNP) = 30.00 lacs	30,06,126.00	-
Construction of Garage - 1 No (SNP) = 10.00 lacs	9,98,591.00	-
Construction of Guard Hut at Gurugram (Gurugram-SNP) = 10.00 lacs	10,58,520.00	-
Construction of temporay treatment and Isolation Center (SNP) = 8.00 lacs	7,95,662.00	-
Devlopment of Fooder Plot in Aravali Areas in Bhandhwari Jungle, Behrampur, Damdama Jungle, Chahlkhan Sohna Jungle, Jhir Jungle & Dispersal of Seeds (Sohna Aravali Areas) = 20.00 lacs	19,54,707.00	-
Construction of temporay treatment Center at Sohna (Sohna Aravali Areas) = 10.00 lacs	9,96,776.00	-
Construction of Water Pond (Kacha/Paka) in Sohna Jungle, Taure Jungle, Nuh Jungle, Mandawar Jungle & Jhir Jungle-6 No @ 2.50 Lakh (Sohna Aravali Areas) = 15.00 lacs	14,82,561.00	-
Interlocking tiles inspection path inside the fencing 2470 runing meter (P&CBC Jhabua) = 30.00 lacs	29,89,805.00	-
Removal of mesquet & other weeds from 40 Acre (P&CBC Jhabua) = 7.00 lacs	6,92,618.00	-
Construction of Inspector Wild Life Residence (Faridabad) = 15.00 lacs	18,35,817.00	-
Construction of Water Pond at Pali, Anagpur, Manger Jungle-3 No @ 2.50 Lakh (Faridabad) = 7.50 lacs	7,40,208.00	-
Interlocking tiles path in Treatment Center Faridabad (Faridabad) = 2.00 lacs	1,84,896.00	-
Construction of Garage cum store (Mohindergarh) = 10.00 lacs	10,02,506.00	-
Awarness Camp-15 No in entire division @ 50,000/- each (Entire Division) = 7.50 lacs	7,45,167.00	-




Name of activity	2021-22	2020-21
Monowriting Slogans Sculpture on walls for wildlife awareness in entire division. (Entire Division) = 12.00 lacs	11,94,034.00	-
Farmer & Student Awarness Camp Hisar Division	10,00,000.00	-
Fixing of interlocking tile on path from main road to IWL office Jind	12,03,323.00	-
Construction of Water Channel at Bir Bara Ban Jind	13,07,736.00	-
Construction of Feeding Plateform for Birds in Hisar Division 12 No.	8,37,702.00	-
<b>Total Wildlife Activity (II) (Refer to Annexure-3)</b>	<b>4,63,50,481.00</b>	<b>2,98,30,695.00</b>




**Schedule 9-Expenditure incurred on Research & Development Activities**


Name of activity	2021-22	2020-21
<b>III. Research &amp; Development Activities</b>		
<b>Research Activity</b>		
<b>APO - 2019-20</b>		
Construction of Tubewell	-	3,91,950.00
<b>APO - 2020-21</b>		
Creation of Germ Plasum (Jamun Anwala & Amrood area 3 Ha.	-	4,22,209.00
Purchase of 2 No. Bolero jeep for Research Range Pinjore and Hisar	-	14,82,887.00
Construction of underground water storage tank Bithmara research Plot	-	17,61,793.00
Mtn. of 9 acre CMA (raised in 2019-20)	-	12,99,972.00
Construction of RO Mist Chamber Range Office building at Seonthi	-	29,70,002.00
Construction of 10 No. Mist Chamber at Seonthi	-	1,74,13,240.00
Purchase of High Tech Machine for processing and Extodiching of seeds	-	2,09,460.00
Establishment of 10 Acre CMA	-	19,89,965.00
Purchase of Bolero Vehicle	-	14,99,214.00
Mtn. Research Plots CSO of superior clone of Dilbergia Sisso 2019-20	-	4,56,409.00
Establishment Of 10 No.Mist Chamber Includng Hardening	70,23,910.00	-
<b>APO - 2021-22</b>		
Santalum album (Indian Sandalwood)	99,349.00	-
Conservation planting of Cordia gharaf (Goondni)	2,33,702.00	-
Director, FRI Dehradun submitted proposal to spare land for introduction of following forest trees species for tree improvement in Haryana. Melia dubia Roxb Gmelina arborea Roxb Azadirachta indica Casuarina	4,76,455.00	-
Introduction of New poplar Clones at Manakpur & Sekhpura	7,23,042.00	-
Maintence of CSO's	6,81,406.00	-
Maintence of ongoing Research Plots	4,77,941.00	-
Construction of New Toilet ( Atatched ) in C type Houses	8,92,075.00	-
Construction of Boundery Pillar and Fencing work at forest complex, Pinjore.	1,60,416.00	-
Collection Of Various Speceis Seeds	59,99,342.00	-
Construction Of Range Office Building Of Seed Range Karnal	15,59,256.00	-



Construction Of Range Office Building Of Seed Range Pinjore	12,97,795.00	-
Construction Of Residence Office Building Of Seed Range Hisar	6,334.00	-
Raising Of 10 Acre CMA At Seonthi @ 2,20,000/- Per Acre	21,99,892.00	-
Raising Of 10 Acre CSO of shisham at Meerpur @2,20,000/- per Acre	5,13,950.00	-
Raising Of 10 Acre CSO of shisham at Bithmara @2,20,000/- per Acre	4,32,298.00	-
Maintenance of Total 23 Acre CMA @1,20,000/- per acre	25,95,685.00	-
Maintenance of 5 acre shisham at Meerpur @ 1,20,000/- Per Acre	5,98,791.00	-
<b>Training</b>		
<b>APO 2018-19</b>		
Construction of new Bathroom	-	2,50,000.00
<b>APO 2020-21</b>		
Activities of Training Range Pinjore	-	3,46,344.00
<b>APO 2021-22</b>		
District Level Workshops of SHGs (1Day) 10 Nos	10,00,000.00	-
Skill Upgradation Training (1 Day)	7,00,000.00	-
Mareketing Facilitation 3 Nos	1,50,000.00	-
Renovation of Library 1 Nos	6,08,431.00	-
Renovation of Auditorium 1 Nos	15,39,258.00	-
<b>DFO, IT, Panchkula</b>		
<b>2018-19</b>		
Minor Works Solar System Panchkula (DFO IT)	-	25,02,000.00
<b>2021-22</b>		
LEICA Intergrated Receiver Antenna Receiver for GNSS and LEICA Storage Controller for Global Navigation Satelite System	79,80,248.00	-




<b>Publicity &amp; Training</b>		
<b>APO 2020-21</b>		
Nukkar Natak during Van Chetna Yatra	-	36,000.00
Organisation of District level training camps for farmers/villager/Panchayat/School Children	-	12,49,846.00
Publicity material posters etc.	-	9,98,036.00
Making of video spots of 6 episodes of One minute duration (6 No.)	-	1,67,890.00
Nature explorer and education visits for school children	-	40,79,639.00
Making of DVDs	-	1,49,985.00
<b>APO 2021-22</b>		
Nature exposure and education visit for school children, farmers, SHG	9,16,382.00	-
Distt. Level workshop cum training camps of Farmers/ Villagers/ Panchayats/ School/ Children/SHGs	24,89,680.00	-
Publicity Material:- Sound systems, Electronics, Venyle Board, banner, Poster, Sticker, Pamphlets & other material.	19,93,487.00	-
Wall painting regarding importance of environment and wildlife.	19,98,782.00	-
DVD Photography and other misc. work.	14,98,156.00	-
Making documentary film (20 to 25 min. 1 No.	2,65,500.00	-
Nature exposure and education visit for school children, farmers, SHG	49,40,546.00	-
Nukkar Natak Programme	6,95,800.00	-
Quiz/Painting Competition on forest environment and wildlife protection.	12,39,661.00	-
<b>Total Research &amp; Development Activities</b>	<b>5,39,87,570.00</b>	<b>3,96,76,841.00</b>
Less: Cheque Issued in 2020-21 But Not Presented for Payment (Publicity & Ext.)		(2,000.00)
<b>Total Research &amp; Development Activities (III) (Refer to Annexure-4)</b>	<b>5,39,87,570.00</b>	<b>3,96,74,841.00</b>
<b>Grand Total of NPV Expenditure (I+II+III)</b>	<b>1,34,32,31,713.00</b>	<b>60,70,08,481.00</b>




**Schedule- 10 : Payment met from Interest**

<b>S.No.</b>	<b>Particular</b>	<b>2021-22</b>	<b>2020-21</b>
1	Salary of Regular Staff	85,31,095.00	70,06,392.00
2	Payment to Consultants, IPAI, Chandigarh	16,05,477.00	11,51,471.00
3	Contractual Staff Salary	11,00,311.00	7,75,072.00
4	Stationary	12,407.00	57,669.00
5	Office Furniture	26,460.00	1,62,275.00
6	Office Equipment (UPS & Printer)	-	51,043.00
7	Professional Fees	30,250.00	2,360.00
8	Fees to Member	-	6,324.00
9	Misc. Expenditure	22,261.40	1,11,765.00
10	Monitoring and Evaluation	20,16,085.00	2,75,920.00
	<b>G.Total</b>	<b>1,33,44,346.40</b>	<b>96,00,291.00</b>




**Schedule-11 : Bank Charges**

S. No.	Name of DFO	2021-22	2020-21
1	D.F.O.Sirsa	(130.00)	(4.00)
2	D.F.O Training Pinjore	-	14.00
3	DWLO, Gurugram	-	76.00
4	D.F.O.Fatehabad	112.10	77.00
5	D.F.O. Mohindergarh	35.40	89.00
6	D.F.O Karnal	902.70	118.00
7	DWLO, Hisar	37.52	177.00
8	D.F.O Panipat	208.86	192.00
9	D.F.O.Palwal	557.37	220.00
10	DWLO, Panchkula	53.10	251.00
11	DFO (IT) Panchkula	401.00	295.00
12	D.F.O Jhajjar	94.40	310.00
13	Head Office	-	349.00
14	D.F.O Ambala	35.40	352.00
15	D.F.O. Rewari	35.88	388.00
16	D.F.O Sonipat	35.40	548.00
17	D.F.O Rohtak	407.10	843.00
18	D.F.O. Gurgaon	590.00	878.00
19	D.F.O.Bhiwani	17.70	885.00
20	D.F.O.Nuh Mewat	54.00	913.00
21	D.F.O.Jind	3,699.40	1,124.00
22	D.F.O Yamunanagar	35.40	1,366.00
23	D.F.O Kurukshetra	153.70	1,396.00
24	D.F.O. Faridabad	973.50	1,684.00
25	D.F.O Morni Pinjore	17.70	-
26	D.F.O Research Pinjore	-	-
27	D.F.O Seeds Pinjore	-	-
28	D.F.O Training Sohna	-	-
29	D.F.O. Kaithal	171.10	3,477.00
30	D.F.O.C.F.P Kurukshetra	88.50	-
31	D.F.O.Dadri	-	-
32	D.F.O.Hissar	76.70	-
33	DWLO, Rohtak	35.88	-
34	CF Publicity & Education Panchkula	59.00	-
<b>Total</b>		<b>8,758.81</b>	<b>16,018.00</b>



### Schedule-12 : Previous Year Cheque Cleared

S. No.	Name of Office	2021-22	2020-21
1	D.F.O Morni Pinjore	2,02,069.00	-
2	D.F.O. Kaithal	35,19,992.00	-
3	D.F.O.Hissar	2,54,639.00	-
4	D.F.O.Sirsa	41,027.00	-
5	D.F.O. Faridabad	49,737.00	-
6	D.F.O. Rewari	20,953.00	-
7	D.F.O.Palwal	5,22,999.00	-
8	DWLO, Gurugram	65,38,507.00	-
9	D.F.O Seeds Pinjore	1,907.00	-
	<b>Total</b>	<b>1,11,51,830.00</b>	<b>-</b>




**Schedule-13 Other Expenditure**

S. No.	Name of the Division	Month/Year	2021-22	2020-21	Remarks
1	DFO Kurukshetra	March, 2021	-	(18,048.00)	Expenditure not reduced by DFO
2	DFO Sonipat	March, 2021	-	12,88,560.00	Cheque No. 10 of HDFC Bank for Rs/1288560/- was not in accounted for in the actual expenditure where as bank made payment.
3	DFO Kaithal	May-2021 & June-2021	16,887.00	-	Interest Paid
<b>Total</b>			<b>16,887.00</b>	<b>12,70,512.00</b>	


**Schedule-14 Excess Amount Paid Recoverable**

S. No.	Name of the Division	Month/Year	2021-22	2020-21	Remarks
1	DFO Ambala	January, 2021	-	5,632.00	Excess Payment made to Shine and Sind Society on 11.01.2021 by HDFC Bank
2	DFO Rewari	November, 2020	-	1,95,936.00	Double payme made by HDFC Bank
3	DFO, Nuh-Mewat	March, 2021	-	25,74,000.00	Cheque No. 64 dated 03.03.2021 of HDFC was shown as cancelled but bank made payment
4	CAMPA (HQ)	January, 2021	-	7,357.00	Paid to LIC wrong payment was made by Canara Bank in January, 2021
5	DFO Yamunanagar	17-11-21	2,16,988.00	-	EMD Refunded (DFO Yamunanagar)
6	DFO Jind	13-10-21	73,300.00	-	Amount Recoverable from Pala Ram (DFO Jind)
7	Recovery from Shree Cement (DFO Yamunanagar)	Feb-22	2,27,290.00	-	Excess Payment Made to Shree Cement (Recovery Pending)
<b>Total</b>			<b>5,17,578.00</b>	<b>27,82,925.00</b>	




**Schedule-15 : Tax deducted at source by Bank (2020-21)**

S. No.	Name of Division	Bank Name	2021-22	2020-21
1	Panipat	Canara Bank	-	2,29,431.00
2	Sonipat (Refund of Rs. 7/- received during 2020-21)	Canara Bank	-	(7.00)
3	Hisar (Refund of Rs. 6075/- received during 2020-21)	Canara Bank	-	(6,075.00)
4	Fatehabad	Canara Bank	-	25,597.00
5	Jind	Canara Bank	-	17,367.00
6	Wildlife Hisar	Canara Bank	-	11,582.00
7	Wildlife Rohtak	Canara Bank	-	2,914.00
<b>Total</b>			-	<b>2,80,809.00</b>




**Schedule-16 : Refund to State CAMPA Punjab**

<b>S. No.</b>	<b>Name of Division</b>	<b>Bank Name</b>	<b>2021-22</b>	<b>2020-21</b>
1	Refund to State CAMPA Punjab	HDFC	1,23,585.00	-
				-
<b>Total</b>			<b>1,23,585.00</b>	<b>-</b>




Schedule-17 Closing Bank Balance


S. No.	Name of Office	Account Number	Balance as on 31.03.2022			Balance as on 31.03.2021		
			Saving	Sweep	Total	Saving	Sweep	Total
1	D.F.O Morni Pinjore	Corp-520101203269876	51,004.00	-	51,004.00	49,515.00	-	49,515.00
		Canara-60211010069	-	-	-	-	-	-
		HDFC-50100380787156	2,57,908.00	-	2,57,908.00	50,904.00	-	50,904.00
2	D.F.O Ambala	Canara-2030101560840	27,928.63	2,29,588.00	2,57,516.63	25,982.00	2,14,361.00	2,40,343.00
		HDFC-50100381752482	-	-	-	-	-	-
		HDFC-50100165220210	49.55	-	49.55	-	-	-
3	D.F.O Yamunanagar	Corp-520101246461000	-	-	-	54,880.00	11,890.00	66,770.00
		Canara-2060101060266	-	-	-	-	-	-
		HDFC-50100344719351	-	-	-	-	-	-
4	D.F.O Kurukshetra	Corp-1520101209457593	1,147.00	-	1,147.00	1,138.00	-	1,138.00
		Canara-3224101005545	32,229.47	45,287.00	77,516.47	28,908.00	43,740.00	72,648.00
		HDFC-50100380492111	7.00	-	7.00	-	-	-
5	D.F.O. Kaithal	Corp-1520101201904612	14.11	-	14.11	-	-	-
		Canara-2045101024041	-	-	-	-	-	-
		HDFC-50100376010190	-	-	-	28,420.00	-	28,420.00
6	D.F.O Karnal	UBI-379902010053973	1,233.09	-	1,233.09	-	-	-
		Canara-3264101003603	25,222.70	39,438.00	64,660.70	25,387.00	36,347.00	61,734.00
		HDFC- 50100361394018	1.00	-	1.00	-	-	-
7	D.F.O Panipat	Corp-520101244869320	1,40,720.23	-	1,40,720.23	1,36,662.00	-	1,36,662.00
		Canara-1399101056858	45,064.80	4,53,334.00	4,98,398.80	25,830.00	4,41,542.00	4,67,372.00
		HDFC-50100082720427	2,042.00	-	2,042.00	-	-	-
8	D.F.O Sonipat	Corp-520101208944059	1,33,035.68	-	1,33,035.68	1,29,186.00	-	1,29,186.00
		Canara-2216101028888	30,656.27	1,34,967.00	1,65,623.27	34,975.00	1,20,554.00	1,55,529.00
		HDFC-50100379630558	-	-	-	-	-	-




S. No.	Name of Office	Account Number	Balance as on 31.03.2022			Balance as on 31.03.2021		
			Saving	Sweep	Total	Saving	Sweep	Total
9	D.F.O Rohtak	Corp-520101245284318	92,250.25	-	92,250.25	89,592.00	-	89,592.00
		Canara-1171101410754	142.00	-	142.00	138.00	-	138.00
		HDFC- 50100361832870	-	-	-	-	-	-
10	D.F.O Jhajjar	Corp-520101201334549	-	-	-	-	-	-
		Canara-3233101006748	25,995.73	76,420.00	1,02,415.73	25,254.00	71,000.00	96,254.00
		HDFC- 50100380493367	-	-	-	-	-	-
11	D.F.O.Hissar	Corp-52010121199405	93,786.62	-	93,786.62	87,627.00	-	87,627.00
		Canara-2990101005980	32,516.65	-	32,516.65	31,591.00	-	31,591.00
		HDFC- 50100378534670	-	-	-	1,78,504.00	-	1,78,504.00
12	D.F.O.Sirsa	Corp-520101201222023	-	-	-	-	-	-
		Canara-6481101001444	-	-	-	135.00	-	135.00
		HDFC-50100382146819	-	-	-	-	-	-
13	D.F.O.Fatehabad	Corp-520101201667653	27,589.83	-	27,589.83	26,819.00	-	26,819.00
		Canara-2343101023010	65,580.66	44,229.00	1,09,809.66	61,485.00	43,604.00	1,05,089.00
		HDFC-501000379044031	-	-	-	-	-	-
14	D.F.O.Jind	Axis-910010028873845	-	-	-	-	-	-
		Corp-520101202438186	-	-	-	7,119.00	3,664.00	10,783.00
		Canara-2767101009969	-	-	-	11,823.00	89,393.00	1,01,216.00
		HDFC-50100382666880	18,03,689.00	-	18,03,689.00	-	-	-
15	D.F.O.Bhiwani	Corp-520101209136282	-	-	-	-	-	-
		Canara-2036101026772	-	-	-	-	-	-
		HDFC- 50100380734367	3.00	-	3.00	6,980.00	-	6,980.00
16	D.F.O.Dadri	Corp-520101261883843	-	-	-	-	-	-
		Canara-3529101007126	187.00	-	187.00	182.00	-	182.00
		HDFC- 501000928445784	-	-	-	-	-	-
17	D.F.O. Gurgaon	Corp-520361002083447	-	-	-	-	-	-
		Canara-1723101563308	41,478.85	48,703.00	90,181.85	38,274.00	47,046.00	85,320.00
		HDFC-50100069416277	-	-	-	-	-	-



S. No.	Name of Office	Account Number	Balance as on 31.03.2022			Balance as on 31.03.2021		
			Saving	Sweep	Total	Saving	Sweep	Total
18	D.F.O. Faridabad	Corp-520101202054264	810.44	-	810.44	857.00	-	857.00
		Canara-330101563799	1,61,464.00	-	1,61,464.00	1,56,865.00	-	1,56,865.00
		HDFC-50100347554137	-	-	-	90,342.00	-	90,342.00
19	D.F.O. Rewari	Corp-521010245661944	-	-	-	-	-	-
		Canara-2056101024860	-	-	-	-	-	-
		HDFC-50100177555451	-	-	-	20,953.00	-	20,953.00
20	D.F.O. Mohindergarh	Corp-521012020902028	-	-	-	-	-	-
		Canara-3225101011276	25,496.73	50,034.00	75,530.73	25,262.00	46,000.00	71,262.00
		HFDC-50100179077591	-	-	-	4,822.00	-	4,822.00
21	D.F.O. Palwal	UBI-615002010001005	-	-	-	-	-	-
		Canara-2328101049018	-	-	-	510.00	-	510.00
		HDFC-50100380492134	31.00	-	31.00	-	-	-
22	D.F.O. Nuh Mewat	Union-579602010002588	-	-	-	-	-	-
		Canara-2053101066655	89,537.97	78,640.00	1,68,177.97	82,836.00	75,955.00	1,58,791.00
		HDFC-50100365008942	-	-	-	-	-	-
23	DWLO, Panchkula	Corp-520101262831467	15.22	-	15.22	-	-	-
		Canara-5090101000941	17,709.00	-	17,709.00	17,203.00	-	17,203.00
		HDFC-50100380785331	10.00	-	10.00	-	-	-
24	DWLO, Rohtak	Corp-520101245284180	-	-	-	-	-	-
		Canara-1171101410777	1.00	-	1.00	1.00	-	1.00
		HDFC-50100359117860	-	-	-	-	-	-
25	DWLO, Gurugram	Corp-520101223220090	2.00	-	2.00	2.00	-	2.00
		Canara-1723101563347	-	-	-	-	-	-
		HDFC-50100364174116	43,800.00	-	43,800.00	-	-	-
26	DWLO, Hisar	Corp-520101201185561	-	-	-	-	-	-
		Canara-2043101020870	-	-	-	-	-	-
		HDFC-50100380501537	-	-	-	-	-	-
27	D.F.O Research Pinjore	SBI-65096393530	122.00	-	122.00	118.00	-	118.00
		Canara-6021101001592	-	-	-	-	-	-
		HDFC-50100380787054	-	-	-	-	-	-




S. No.	Name of Office	Account Number	Balance as on 31.03.2022			Balance as on 31.03.2021		
			Saving	Sweep	Total	Saving	Sweep	Total
28	D.F.O Seeds Pinjore	SBI-65095540420	-	-	-	-	-	-
		Canara-6021101001590	-	-	-	-	-	-
		HDFC-50100382892200	-	-	-	-	-	-
29	D.F.O Training Pinjore	SBI-31310201900	-	-	-	-	-	-
		Canara-6021101001506	-	-	-	-	-	-
		HDFC-50100380787410	-	-	-	-	-	-
30	D.F.O Training Sohna	SBI-31345375604	39.40	-	39.40	39.00	-	39.00
		Canara	-	-	-	-	-	-
		HDFC-	-	-	-	-	-	-
31	D.F.O.C.F.P Kurukshetra	Corp-520101209408363	1,830.50	-	1,830.50	1,863.00	-	1,863.00
		Canara	-	-	-	-	-	-
		HDFC	-	-	-	-	-	-
32	DFO (IT) Panchkula	Corp-520101209075402	-	-	-	-	-	-
		Canara-1624101015623	-	-	-	395.00	-	395.00
		HDFC	-	-	-	-	-	-
33	CF Publicity & Education Panchkula	Corp-52010120907113	-	-	-	-	-	-
		Canara-1624101015582	-	-	-	-	-	-
		HDFC-50100381690379	-	-	-	-	-	-
34	Head Quarter	Corp-520101209213333	-	-	-	1,318.00	-	1,318.00
		Corp-520144000822929	-	-	-	-	19,10,321.00	19,10,321.00
		Canara-1624101015567	-	-	-	25,194.00	1,89,697.00	2,14,891.00
		HDFC-50100011194158	32,56,79,312.31	-	32,56,79,312.31	(2,09,90,873.00)	1,06,13,12,927.00	1,04,03,22,054.00
<b>Total</b>			<b>32,89,51,664.69</b>	<b>12,00,640.00</b>	<b>33,01,52,304.69</b>	<b>(1,94,04,983.00)</b>	<b>1,06,46,58,041.00</b>	<b>1,04,52,53,058.00</b>




Annexure-1


Particular	1	2	3	4	Grand Total
	C.F. North	C.F. Central	C.F. West	C.F. South	
<b>Componsatory Afforestation</b>					
<b>APO 2020-21</b>					
<b>CA-Minor Works (APO 2020-21)</b>					
1. Ridge Plantation	45,908.00	-	-	-	45,908.00
2. Tall Plantation	10,24,478.00	8,38,989.00	2,91,845.00	-	21,55,312.00
3.Fencing	-	-	28,46,268.00	-	28,46,268.00
4. SMC	3,12,69,345.00	-	-	-	3,12,69,345.00
5. Supervisory Charges	-	-	56,505.00	-	56,505.00
6. Small Plants	-	-	-	-	-
7. Other Charges	-	-	-	-	-
8. Native Species	-	-	-	-	-
9. Alkali Plantation	-	-	-	-	-
<b>Total CA Minor Work (APO 2020-21)</b>	<b>3,23,39,731.00</b>	<b>8,38,989.00</b>	<b>31,94,618.00</b>	<b>-</b>	<b>3,63,73,338.00</b>
<b>CA- Maintenance Work APO (2020-21)</b>					
<b>(A) 2016-17</b>					
1. Tall Plantation	-	-	-	-	-
<b>(B) 2017-18</b>					
1. Tall Plantation	18,675.00	-	-	-	18,675.00
<b>(A) 2018-19</b>					
1. Tall Plantation	2,55,000.00	-	19,454.00	43,984.00	3,18,438.00
<b>(B) 2019-20</b>					
1. Tall Plantation	94,396.00	-	-	72,476.00	1,66,872.00
<b>Total CA-Maintenance Works (APO 2020-21)</b>	<b>3,68,071.00</b>	<b>-</b>	<b>19,454.00</b>	<b>1,16,460.00</b>	<b>5,03,985.00</b>
<b>Total CA Expenditure (APO 2020-21)</b>	<b>3,27,07,802.00</b>	<b>8,38,989.00</b>	<b>32,14,072.00</b>	<b>1,16,460.00</b>	<b>3,68,77,323.00</b>
<b>APO 2021-22</b>					
<b>CA-Minor Works (APO 2021-22)</b>					
1. Ridge Plantation	-	-	-	-	-
2. Tall Plantation	13,89,69,681.00	7,33,27,122.00	15,47,76,864.00	66,19,445.00	44,36,93,112.00



Particular	1	2	3	4	Grand Total
	C.F. North	C.F. Central	C.F. West	C.F. South	
3. Fencing	69,77,042.00	27,42,106.00	68,45,463.00	33,21,035.00	1,98,85,646.00
4. SMC	6,41,93,446.00	-	14,12,926.00	74,77,783.00	7,30,84,155.00
5. Supervisory Charges	9,53,030.00	1,83,498.00	-	-	11,36,528.00
6. Small Plants	4,53,92,111.00	-	-	1,62,77,952.00	6,16,70,063.00
7. Other Charges	5,05,785.00	4,99,915.00	20,51,572.00	-	30,57,272.00
8. Native Species	-	-	-	-	-
9. Alkali Plantation	-	-	-	-	-
10. Digging of Periphery Trench	-	-	-	4,88,736.00	4,88,736.00
<b>Total CA Minor Work (APO 2021-22)</b>	<b>25,69,91,095.00</b>	<b>7,67,52,641.00</b>	<b>16,50,86,825.00</b>	<b>10,41,84,951.00</b>	<b>60,30,15,512.00</b>
<b>CA-Maintenance Works (APO 2021-22)</b>					
<b>(A) 2016-17</b>					
1.Ridge Plantation	-	9,73,310.00	-	-	9,73,310.00
2.Tall Plantation	14,00,124.00	39,47,573.00	27,19,934.00	30,21,205.00	1,10,88,836.00
3.Pit cum trench	-	-	-	7,46,939.00	7,46,939.00
4. Small Plants	5,37,289.00	-	-	1,26,429.00	6,63,718.00
<b>(B) 2017-18</b>					
1.Ridge Plantation	-	12,535.00	-	-	12,535.00
2.Tall Plantation	19,63,510.00	18,81,577.00	35,35,632.00	17,63,455.00	91,44,174.00
3.Small Plants	53,510.00	-	-	-	53,510.00
<b>(C) 2018-19</b>					
1.Ridge Plantation	-	-	-	-	-
2.Tall Plantation	54,06,436.00	28,31,278.00	43,71,623.00	42,10,470.00	1,68,19,807.00
3.Small Plants	14,33,635.00	-	-	-	14,33,635.00
<b>(D) 2019-20</b>					
1.Ridge Plantation	-	-	-	-	-
2.Tall Plantation	41,45,571.00	41,24,001.00	33,23,911.00	18,62,206.00	1,34,55,689.00
3.Small Plants	6,30,680.00	-	-	-	6,30,680.00
<b>(E) 2020-21</b>					
1.Ridge Plantation	3,05,941.00	-	-	-	3,05,941.00
2.Tall Plantation	1,82,68,963.00	1,04,03,413.00	2,51,91,227.00	77,25,790.00	6,15,89,393.00
3.Tall Plantation	20,60,425.00	-	-	-	20,60,425.00




Particular	1	2	3	4	Grand Total
	C.F. North	C.F. Central	C.F. West	C.F. South	
4. Native Species Plantation	-	21,82,849.00	-	-	21,82,849.00
5. Alkali Plantation	-	-	-	8,78,967.00	8,78,967.00
6. Trench cum Pit Plantation	-	-	-	7,01,720.00	7,01,720.00
7. Small Plants	1,14,51,807.00	-	-	37,60,261.00	1,52,12,068.00
<b>Total CA Maintenance (APO 2021-22)</b>	<b>4,76,57,891.00</b>	<b>2,63,56,536.00</b>	<b>3,91,42,327.00</b>	<b>2,47,97,442.00</b>	<b>13,79,54,196.00</b>
<b>Total CA Expenditure (APO 2021-22)</b>	<b>30,46,48,986.00</b>	<b>10,31,09,177.00</b>	<b>20,42,29,152.00</b>	<b>12,89,82,393.00</b>	<b>74,09,69,708.00</b>
Total CA Minor Works (APO 2020-21 & 2021-22)	28,93,30,826.00	7,75,91,630.00	16,82,81,443.00	10,41,84,951.00	63,93,88,850.00
Total CA Maintenance Works (APO 2020-21 & 2021-22)	4,80,25,962.00	2,63,56,536.00	3,91,61,781.00	2,49,13,902.00	13,84,58,181.00
<b>Total CA Expenditure (APO 2020-21 &amp; 2021-22)</b>	<b>33,73,56,788.00</b>	<b>10,39,48,166.00</b>	<b>20,74,43,224.00</b>	<b>12,90,98,853.00</b>	<b>77,78,47,031.00</b>
Less: Cheque Issued in 2020-21 But Not Presented for Payment	-	-	-	-	
Less: Refund of Advance Payment (Without work execution)	-	-	-	-	
<b>Total CA Expenditure</b>	<b>33,73,56,788.00</b>	<b>10,39,48,166.00</b>	<b>20,74,43,224.00</b>	<b>12,90,98,853.00</b>	<b>77,78,47,031.00</b>
<b>Reference to Annexure</b>	<b>Annexure-1.1</b>	<b>Annexure-1.2</b>	<b>Annexure-1.3</b>	<b>Annexure-1.4</b>	




Annexure-1.1


Particular	C.F. North					Total C.F. North
	1	2	3	4	5	
	D.F.O Morni Pinjore	D.F.O Ambala	D.F.O Yamunanagar	D.F.O Kurukshetra	D.F.O. Kaithal	
<b>Componsatory Afforestation</b>						
<b>APO 2020-21</b>						
<b>CA-Minor Works (APO 2020-21)</b>						
1. Ridge Plantation	-	-	-	45,908.00	-	45,908.00
2. Tall Plantation	-	-	7,99,277.00	2,25,201.00	-	10,24,478.00
3.Fencing	-	-	-	-	-	-
4. SMC	1,23,07,631.00	1,89,61,714.00	-	-	-	3,12,69,345.00
5. Supervisory Charges	-	-	-	-	-	-
6. Small Plants	-	-	-	-	-	-
7. Other Charges	-	-	-	-	-	-
8. Native Species	-	-	-	-	-	-
9. Alkali Plantation	-	-	-	-	-	-
<b>Total CA Minor Work (APO 2020-21)</b>	<b>1,23,07,631.00</b>	<b>1,89,61,714.00</b>	<b>7,99,277.00</b>	<b>2,71,109.00</b>	-	<b>3,23,39,731.00</b>
<b>CA- Maintenance Work APO (2020-21)</b>						
<b>(A) 2016-17</b>						
1. Tall Plantation	-	-	-	-	-	-
<b>(B) 2017-18</b>						
1. Tall Plantation	-	-	-	18,675.00	-	18,675.00
<b>(A) 2018-19</b>						
1. Tall Plantation	-	-	-	2,55,000.00	-	2,55,000.00
<b>(B) 2019-20</b>						
1. Tall Plantation	-	-	-	94,396.00	-	94,396.00
<b>Total CA-Maintenance Works (APO 2020-21)</b>	-	-	-	<b>3,68,071.00</b>	-	<b>3,68,071.00</b>
<b>Total CA Expenditure (APO 2020-21)</b>	<b>1,23,07,631.00</b>	<b>1,89,61,714.00</b>	<b>7,99,277.00</b>	<b>6,39,180.00</b>	-	<b>3,27,07,802.00</b>
<b>APO 2021-22</b>						
<b>CA-Minor Works (APO 2021-22)</b>						
1. Ridge Plantation	-	-	-	-	-	-
2. Tall Plantation	4,61,67,712.00	2,09,77,788.00	4,21,81,809.00	59,84,832.00	2,36,57,540.00	13,89,69,681.00



Particular	C.F. North					Total C.F. North
	1	2	3	4	5	
	D.F.O Morni Pinjore	D.F.O Ambala	D.F.O Yamunanagar	D.F.O Kurukshetra	D.F.O. Kaithal	
3. Fencing	-	69,77,042.00	-	-	-	69,77,042.00
4. SMC	4,18,30,877.00	23,74,221.00	1,88,22,311.00	-	11,66,037.00	6,41,93,446.00
5. Supervisory Charges	-	-	-	-	9,53,030.00	9,53,030.00
6. Small Plants	4,53,92,111.00	-	-	-	-	4,53,92,111.00
7. Other Charges	-	-	3,79,785.00	1,26,000.00	-	5,05,785.00
8. Native Species	-	-	-	-	-	-
9. Alkali Plantation	-	-	-	-	-	-
10. Digging of Periphery Trench	-	-	-	-	-	-
<b>Total CA Minor Work (APO 2021-22)</b>	<b>13,33,90,700.00</b>	<b>3,03,29,051.00</b>	<b>6,13,83,905.00</b>	<b>61,10,832.00</b>	<b>2,57,76,607.00</b>	<b>25,69,91,095.00</b>
<b>CA-Maintenance Works (APO 2021-22)</b>						
<b>(A) 2016-17</b>						
1.Ridge Plantation	-	-	-	-	-	-
2.Tall Plantation	-	6,34,445.00	1,13,897.00	3,58,519.00	2,93,263.00	14,00,124.00
3.Pit cum trench	-	-	-	-	-	-
4. Small Plants	5,37,289.00	-	-	-	-	5,37,289.00
<b>(B) 2017-18</b>						
1.Ridge Plantation	-	-	-	-	-	-
2.Tall Plantation	4,20,891.00	6,22,292.00	1,85,252.00	1,62,065.00	5,73,010.00	19,63,510.00
3.Small Plants	53,510.00	-	-	-	-	53,510.00
<b>(C) 2018-19</b>						
1.Ridge Plantation	-	-	-	-	-	-
2.Tall Plantation	-	-	47,14,597.00	6,91,839.00	-	54,06,436.00
3.Small Plants	3,27,198.00	5,41,534.00	2,20,664.00	-	3,44,239.00	14,33,635.00
<b>(D) 2019-20</b>						
1.Ridge Plantation	-	-	-	-	-	-
2.Tall Plantation	-	2,44,465.00	8,75,244.00	19,89,608.00	10,36,254.00	41,45,571.00
3.Small Plants	6,30,680.00	-	-	-	-	6,30,680.00
<b>(E) 2020-21</b>						
1.Ridge Plantation	-	2,76,393.00	-	29,548.00	-	3,05,941.00
2.Tall Plantation	36,58,837.00	1,17,53,193.00	8,06,800.00	4,06,878.00	16,43,260.00	1,82,68,963.00
3.Tall Plantation	-	-	-	-	20,60,425.00	20,60,425.00




Particular	C.F. North					Total C.F. North
	1	2	3	4	5	
	D.F.O Morni Pinjore	D.F.O Ambala	D.F.O Yamunanagar	D.F.O Kurukshetra	D.F.O. Kaithal	
4.Native Species Plantation	-	-	-	-	-	-
5.Alkali Plantation	-	-	-	-	-	-
6.Trench cum Pit Plantation	-	-	-	-	-	-
7.Small Plants	1,14,51,807.00	-	-	-	-	1,14,51,807.00
<b>Total CA Maintenance (APO 2021-22)</b>	<b>1,70,80,212.00</b>	<b>1,40,72,322.00</b>	<b>69,16,454.00</b>	<b>36,38,452.00</b>	<b>59,50,451.00</b>	<b>4,76,57,891.00</b>
<b>Total CA Expenditure (APO 2021-22)</b>	<b>15,04,70,912.00</b>	<b>4,44,01,373.00</b>	<b>6,83,00,359.00</b>	<b>97,49,284.00</b>	<b>3,17,27,058.00</b>	<b>30,46,48,986.00</b>
<b>Total CA Minor Works (APO 2020-21 &amp; 2021-22)</b>	<b>14,56,98,331.00</b>	<b>4,92,90,765.00</b>	<b>6,21,83,182.00</b>	<b>63,81,941.00</b>	<b>2,57,76,607.00</b>	<b>28,93,30,826.00</b>
<b>Total CA Maintanance Works (APO 2020-21 &amp; 2021-22)</b>	<b>1,70,80,212.00</b>	<b>1,40,72,322.00</b>	<b>69,16,454.00</b>	<b>40,06,523.00</b>	<b>59,50,451.00</b>	<b>4,80,25,962.00</b>
<b>Total CA Expenditure (APO 2020-21 &amp; 2021-22)</b>	<b>16,27,78,543.00</b>	<b>6,33,63,087.00</b>	<b>6,90,99,636.00</b>	<b>1,03,88,464.00</b>	<b>3,17,27,058.00</b>	<b>33,73,56,788.00</b>
<b>Less: Cheque Issued in 2020-21 But Not Presented for Payment</b>	-	-	-	-	-	-
<b>Less: Refund of Advance Payment (Without work execution)</b>	-	-	-	-	-	-
<b>Total CA Expenditure</b>	<b>16,27,78,543.00</b>	<b>6,33,63,087.00</b>	<b>6,90,99,636.00</b>	<b>1,03,88,464.00</b>	<b>3,17,27,058.00</b>	<b>33,73,56,788.00</b>




## Annexure-1.2

Particular	C.F. Central					Total C.F. Central
	6	7	8	9	10	
	D.F.O Karnal	D.F.O Panipat	D.F.O Sonipat	D.F.O Rohtak	D.F.O Jhajjar	
<b>Componsatory Afforestation</b>						
<b>APO 2020-21</b>						
<b>CA-Minor Works (APO 2020-21)</b>						
1. Ridge Plantation	-	-	-	-	-	-
2. Tall Plantation	-	-	-	-	8,38,989.00	8,38,989.00
3. Fencing	-	-	-	-	-	-
4. SMC	-	-	-	-	-	-
5. Supervisory Charges	-	-	-	-	-	-
6. Small Plants	-	-	-	-	-	-
7. Other Charges	-	-	-	-	-	-
8. Native Species	-	-	-	-	-	-
9. Alkali Plantation	-	-	-	-	-	-
<b>Total CA Minor Work (APO 2020-21)</b>	-	-	-	-	8,38,989.00	8,38,989.00
<b>CA- Maintenance Work APO (2020-21)</b>						
<b>(A) 2016-17</b>						
1. Tall Plantation	-	-	-	-	-	-
<b>(B) 2017-18</b>						
1. Tall Plantation	-	-	-	-	-	-
<b>(A) 2018-19</b>						
1. Tall Plantation	-	-	-	-	-	-
<b>(B) 2019-20</b>						
1. Tall Plantation	-	-	-	-	-	-
<b>Total CA-Maintenance Works (APO 2020-21)</b>	-	-	-	-	-	-
<b>Total CA Expenditure (APO 2020-21)</b>	-	-	-	-	8,38,989.00	8,38,989.00
<b>APO 2021-22</b>						
<b>CA-Minor Works (APO 2021-22)</b>						
1. Ridge Plantation	-	-	-	-	-	-
2. Tall Plantation	3,41,88,017.00	1,23,39,630.00	2,63,17,859.00	1,05,516.00	3,76,100.00	7,33,27,122.00




Particular	C.F. Central					Total C.F. Central
	6	7	8	9	10	
	D.F.O Karnal	D.F.O Panipat	D.F.O Sonipat	D.F.O Rohtak	D.F.O Jhajjar	
4. Native Species Plantation	-	21,82,849.00	-	-	-	21,82,849.00
5. Alkali Plantation	-	-	-	-	-	-
6. Trench cum Pit Plantation	-	-	-	-	-	-
7. Small Plants	-	-	-	-	-	-
<b>Total CA Maintenance (APO 2021-22)</b>	<b>1,18,70,725.00</b>	<b>57,79,767.00</b>	<b>46,74,680.00</b>	<b>26,15,145.00</b>	<b>14,16,219.00</b>	<b>2,63,56,536.00</b>
<b>Total CA Expenditure (APO 2021-22)</b>	<b>4,62,42,240.00</b>	<b>2,13,61,418.00</b>	<b>3,09,92,539.00</b>	<b>27,20,661.00</b>	<b>17,92,319.00</b>	<b>10,31,09,177.00</b>
Total CA Minor Works (APO 2020-21 & 2021-22)	3,43,71,515.00	1,55,81,651.00	2,63,17,859.00	1,05,516.00	12,15,089.00	7,75,91,630.00
Total CA Maintenance Works (APO 2020-21 & 2021-22)	1,18,70,725.00	57,79,767.00	46,74,680.00	26,15,145.00	14,16,219.00	2,63,56,536.00
<b>Total CA Expenditure (APO 2020-21 &amp; 2021-22)</b>	<b>4,62,42,240.00</b>	<b>2,13,61,418.00</b>	<b>3,09,92,539.00</b>	<b>27,20,661.00</b>	<b>26,31,308.00</b>	<b>10,39,48,166.00</b>
Less: Cheque Issued in 2020-21 But Not Presented for Payment	-	-	-	-	-	-
Less: Refund of Advance Payment (Without work execution)	-	-	-	-	-	-
<b>Total CA Expenditure</b>	<b>4,62,42,240.00</b>	<b>2,13,61,418.00</b>	<b>3,09,92,539.00</b>	<b>27,20,661.00</b>	<b>26,31,308.00</b>	<b>10,39,48,166.00</b>




Annexure-1.3


Particular	C.F. West						Total C.F. West
	11	12	13	14	15	16	
	D.F.O.Hissar	D.F.O.Sirsa	D.F.O.Fatehabad	D.F.O.Jind	D.F.O.Bhiwani	D.F.O.Dadri	
<b>Componsatory Afforestation</b>							
<b>APO 2020-21</b>							
<b>CA-Minor Works (APO 2020-21)</b>							
1. Ridge Plantation	-	-	-	-	-	-	-
2. Tall Plantation	-	-	-	-	2,91,845.00	-	2,91,845.00
3.Fencing	-	-	26,11,465.00	-	2,34,803.00	-	28,46,268.00
4. SMC	-	-	-	-	-	-	-
5. Supervisory Charges	-	-	-	-	56,505.00	-	56,505.00
6. Small Plants	-	-	-	-	-	-	-
7. Other Charges	-	-	-	-	-	-	-
8. Native Species	-	-	-	-	-	-	-
9. Alkali Plantation	-	-	-	-	-	-	-
<b>Total CA Minor Work (APO 2020-21)</b>	-	-	26,11,465.00	-	5,83,153.00	-	31,94,618.00
<b>CA- Maintenance Work APO (2020-21)</b>							
<b>(A) 2016-17</b>							
1. Tall Plantation	-	-	-	-	-	-	-
<b>(B) 2017-18</b>							
1. Tall Plantation	-	-	-	-	-	-	-
<b>(A) 2018-19</b>							
1. Tall Plantation	-	-	-	-	19,454.00	-	19,454.00
<b>(B) 2019-20</b>							
1. Tall Plantation	-	-	-	-	-	-	-
<b>Total CA-Maintenance Works (APO 2020-21)</b>					19,454.00	-	19,454.00
<b>Total CA Expenditure (APO 2020-21)</b>			26,11,465.00		6,02,607.00		32,14,072.00
<b>APO 2021-22</b>							
<b>CA-Minor Works (APO 2021-22)</b>							
1. Ridge Plantation	-	-	-	-	-	-	-
2. Tall Plantation	4,63,86,049.00	5,87,71,824.00	52,38,988.00	3,56,58,649.00	86,87,399.00	33,955.00	15,47,76,864.00



Particular	C.F. West						Total C.F. West
	11	12	13	14	15	16	
	D.F.O.Hissar	D.F.O.Sirsa	D.F.O.Fatehabad	D.F.O.Jind	D.F.O.Bhiwani	D.F.O.Dadri	
3. Fencing	51,23,213.00	17,22,250.00	-	-	-	-	68,45,463.00
4. SMC	-	-	68,150.00	13,44,776.00	-	-	14,12,926.00
5. Supervisory Charges	-	-	-	-	-	-	-
6. Small Plants	-	-	-	-	-	-	-
7. Other Charges	-	55,835.00	-	19,95,737.00	-	-	20,51,572.00
8. Native Species	-	-	-	-	-	-	-
9. Alkali Plantation	-	-	-	-	-	-	-
10. Digging of Periphery Trench	-	-	-	-	-	-	-
<b>Total CA Minor Work (APO 2021-22)</b>	<b>5,15,09,262.00</b>	<b>6,05,49,909.00</b>	<b>53,07,138.00</b>	<b>3,89,99,162.00</b>	<b>86,87,399.00</b>	<b>33,955.00</b>	<b>16,50,86,825.00</b>
<b>CA-Maintenance Works (APO 2021-22)</b>							
<b>(A) 2016-17</b>							
1.Ridge Plantation	-	-	-	-	-	-	-
2.Tall Plantation	1,49,417.00	17,95,298.00	2,02,780.00	13,041.00	4,06,294.00	1,53,104.00	27,19,934.00
3.Pit cum trench	-	-	-	-	-	-	-
4. Small Plants	-	-	-	-	-	-	-
<b>(B) 2017-18</b>							
1.Ridge Plantation	-	-	-	-	-	-	-
2.Tall Plantation	8,16,340.00	7,55,494.00	13,58,969.00	-	4,36,004.00	1,68,825.00	35,35,632.00
3.Small Plants	-	-	-	-	-	-	-
<b>(C) 2018-19</b>							
1.Ridge Plantation	-	-	-	-	-	-	-
2.Tall Plantation	15,49,322.00	4,62,424.00	7,72,424.00	6,23,916.00	6,70,698.00	2,92,839.00	43,71,623.00
3.Small Plants	-	-	-	-	-	-	-
<b>(D) 2019-20</b>							
1.Ridge Plantation	-	-	-	-	-	-	-
2.Tall Plantation	16,19,932.00	39,319.00	14,44,216.00	88,656.00	1,31,788.00	-	33,23,911.00
3.Small Plants	-	-	-	-	-	-	-
<b>(E) 2020-21</b>							
1.Ridge Plantation	-	-	-	-	-	-	-
2.Tall Plantation	89,12,142.00	39,99,743.00	80,74,118.00	27,03,016.00	15,02,208.00	-	2,51,91,227.00
3.Tall Plantation	-	-	-	-	-	-	-




Particular	C.F. West						Total C.F. West
	11	12	13	14	15	16	
	D.F.O.Hissar	D.F.O.Sirsa	D.F.O.Fatehabad	D.F.O.Jind	D.F.O.Bhiwani	D.F.O.Dadri	
4.Native Species Plantation	-	-	-	-	-	-	-
5.Alkali Plantation	-	-	-	-	-	-	-
6.Trench cum Pit Plantation	-	-	-	-	-	-	-
7.Small Plants	-	-	-	-	-	-	-
<b>Total CA Maintenance (APO 2021-22)</b>	<b>1,30,47,153.00</b>	<b>70,52,278.00</b>	<b>1,18,52,507.00</b>	<b>34,28,629.00</b>	<b>31,46,992.00</b>	<b>6,14,768.00</b>	<b>3,91,42,327.00</b>
<b>Total CA Expenditure (APO 2021-22)</b>	<b>6,45,56,415.00</b>	<b>6,76,02,187.00</b>	<b>1,71,59,645.00</b>	<b>4,24,27,791.00</b>	<b>1,18,34,391.00</b>	<b>6,48,723.00</b>	<b>20,42,29,152.00</b>
Total CA Minor Works (APO 2020-21 & 2021-22)	5,15,09,262.00	6,05,49,909.00	79,18,603.00	3,89,99,162.00	92,70,552.00	33,955.00	16,82,81,443.00
Total CA Maintanance Works (APO 2020-21 & 2021-22)	1,30,47,153.00	70,52,278.00	1,18,52,507.00	34,28,629.00	31,66,446.00	6,14,768.00	3,91,61,781.00
<b>Total CA Expenditure (APO 2020-21 &amp; 2021-22)</b>	<b>6,45,56,415.00</b>	<b>6,76,02,187.00</b>	<b>1,97,71,110.00</b>	<b>4,24,27,791.00</b>	<b>1,24,36,998.00</b>	<b>6,48,723.00</b>	<b>20,74,43,224.00</b>
Less: Cheque Issued in 2020-21 But Not Presented for Payment	-	-	-	-	-	-	-
Less: Refund of Advance Payment (Without work execution)	-	-	-	-	-	-	-
<b>Total CA Expenditure</b>	<b>6,45,56,415.00</b>	<b>6,76,02,187.00</b>	<b>1,97,71,110.00</b>	<b>4,24,27,791.00</b>	<b>1,24,36,998.00</b>	<b>6,48,723.00</b>	<b>20,74,43,224.00</b>




## Annexure-1.4

Particular	C.F. South						Total C.F.South
	17	18	19	20	21	22	
	D.F.O.Gurgaon	D.F.O.Faridabad	D.F.O.Rewari	D.F.O.Mahendergarh	D.F.O.Palwal	D.F.O.Nuh Mewat	
<b>Componsatory Afforestation</b>							
<b>APO 2020-21</b>							
<b>CA-Minor Works (APO 2020-21)</b>							
1. Ridge Plantation	-	-	-	-	-	-	-
2. Tall Plantation	-	-	-	-	-	-	-
3.Fencing	-	-	-	-	-	-	-
4. SMC	-	-	-	-	-	-	-
5. Supervisory Charges	-	-	-	-	-	-	-
6. Small Plants	-	-	-	-	-	-	-
7. Other Charges	-	-	-	-	-	-	-
8. Native Species	-	-	-	-	-	-	-
9. Alkali Plantation	-	-	-	-	-	-	-
<b>Total CA Minor Work (APO 2020-21)</b>	-	-	-	-	-	-	-
<b>CA- Maintenance Work APO (2020-21)</b>							
<b>(A) 2016-17</b>							
1. Tall Plantation	-	-	-	-	-	-	-
<b>(B) 2017-18</b>							
1. Tall Plantation	-	-	-	-	-	-	-
<b>(A) 2018-19</b>							
1. Tall Plantation	-	43,984.00	-	-	-	-	43,984.00
<b>(B) 2019-20</b>							
1. Tall Plantation	-	72,476.00	-	-	-	-	72,476.00
<b>Total CA-Maintenance Works (APO 2020-21)</b>	-	1,16,460.00	-	-	-	-	1,16,460.00
<b>Total CA Expenditure (APO 2020-21)</b>	-	1,16,460.00	-	-	-	-	1,16,460.00
<b>APO 2021-22</b>							
<b>CA-Minor Works (APO 2021-22)</b>							
1. Ridge Plantation							-
2. Tall Plantation	29,67,895.00	1,01,76,093.00	2,21,92,222.00	1,58,82,231.00	30,39,282.00	2,23,61,722.00	7,66,19,445.00



Particular	C.F. South						Total C.F.South
	17	18	19	20	21	22	
	D.F.O.Gurgaon	D.F.O.Faridabad	D.F.O.Rewari	D.F.O.Mahendergarh	D.F.O.Palwal	D.F.O.Nuh Mewat	
3. Fencing	21,32,735.00	11,88,300.00					33,21,035.00
4. SMC	55,57,099.00	84,900.00	1,68,255.00			16,67,529.00	74,77,783.00
5. Supervisory Charges							-
6. Small Plants	56,48,348.00	1,06,29,604.00					1,62,77,952.00
7. Other Charges							-
8. Native Species							-
9. Alkali Plantation							-
10. Digging of Periphery Trench				4,88,736.00			4,88,736.00
<b>Total CA Minor Work (APO 2021-22)</b>	<b>1,63,06,077.00</b>	<b>2,20,78,897.00</b>	<b>2,23,60,477.00</b>	<b>1,63,70,967.00</b>	<b>30,39,282.00</b>	<b>2,40,29,251.00</b>	<b>10,41,84,951.00</b>
<b>CA-Maintenance Works (APO 2021-22)</b>							
<b>(A) 2016-17</b>							
1.Ridge Plantation	-	-	-	-	-	-	-
2.Tall Plantation	-	40,792.00	18,41,890.00	3,89,224.00	70,100.00	6,79,199.00	30,21,205.00
3.Pit cum trench	-	-	2,59,871.00	-	-	4,87,068.00	7,46,939.00
4. Small Plants	-	1,26,429.00	-	-	-	-	1,26,429.00
<b>(B) 2017-18</b>							
1.Ridge Plantation	-	-	-	-	-	-	-
2.Tall Plantation	-	-	7,47,023.00	4,72,160.00	-	5,44,272.00	17,63,455.00
3.Small Plants	-	-	-	-	-	-	-
<b>(C) 2018-19</b>							
1.Ridge Plantation	-	-	-	-	-	-	-
2.Tall Plantation	94,618.00	1,23,854.00	12,25,124.00	8,91,842.00	2,12,711.00	16,62,321.00	42,10,470.00
3.Small Plants	-	-	-	-	-	-	-
<b>(D) 2019-20</b>							
1.Ridge Plantation	-	-	-	-	-	-	-
2.Tall Plantation	-	12,76,565.00	4,47,055.00	22,965.00	1,166.00	1,14,455.00	18,62,206.00
3.Small Plants	-	-	-	-	-	-	-
<b>(E) 2020-21</b>							
1.Ridge Plantation	-	-	-	-	-	-	-
2.Tall Plantation	32,05,013.00	1,86,188.00	19,81,706.00	1,45,831.00	-	22,07,052.00	77,25,790.00
3.Tall Plantation	-	-	-	-	-	-	-




Particular	C.F. South						Total C.F.South
	17	18	19	20	21	22	
	D.F.O.Gurgaon	D.F.O.Faridabad	D.F.O.Rewari	D.F.O.Mahendergarh	D.F.O.Palwal	D.F.O.Nuh Mewat	
4.Native Species Plantation	-	-	-	-	-	-	-
5.Akali Plantation	8,78,967.00	-	-	-	-	-	8,78,967.00
6.Trench cum Pit Plantation	-	-	-	6,17,070.00	-	84,650.00	7,01,720.00
7.Small Plants	-	36,11,645.00	-	-	-	1,48,616.00	37,60,261.00
<b>Total CA Maintenance (APO 2021-22)</b>	<b>41,78,598.00</b>	<b>53,65,473.00</b>	<b>65,02,669.00</b>	<b>25,39,092.00</b>	<b>2,83,977.00</b>	<b>59,27,633.00</b>	<b>2,47,97,442.00</b>
<b>Total CA Expenditure (APO 2021-22)</b>	<b>2,04,84,675.00</b>	<b>2,74,44,370.00</b>	<b>2,88,63,146.00</b>	<b>1,89,10,059.00</b>	<b>33,23,259.00</b>	<b>2,99,56,884.00</b>	<b>12,89,82,393.00</b>
<b>Total CA Minor Works (APO 2020-21 &amp; 2021-22)</b>	<b>1,63,06,077.00</b>	<b>2,20,78,897.00</b>	<b>2,23,60,477.00</b>	<b>1,63,70,967.00</b>	<b>30,39,282.00</b>	<b>2,40,29,251.00</b>	<b>10,41,84,951.00</b>
<b>Total CA Maintenance Works (APO 2020-21 &amp; 2021-22)</b>	<b>41,78,598.00</b>	<b>54,81,933.00</b>	<b>65,02,669.00</b>	<b>25,39,092.00</b>	<b>2,83,977.00</b>	<b>59,27,633.00</b>	<b>2,49,13,902.00</b>
<b>Total CA Expenditure (APO 2020-21 &amp; 2021-22)</b>	<b>2,04,84,675.00</b>	<b>2,75,60,830.00</b>	<b>2,88,63,146.00</b>	<b>1,89,10,059.00</b>	<b>33,23,259.00</b>	<b>2,99,56,884.00</b>	<b>12,90,98,853.00</b>
Less: Cheque Issued in 2020-21 But Not Presented for Payment	-	-	-	-	-	-	-
Less: Refund of Advance Payment (Without work execution)	-	-	-	-	-	-	-
<b>Total CA Expenditure</b>	<b>2,04,84,675.00</b>	<b>2,75,60,830.00</b>	<b>2,88,63,146.00</b>	<b>1,89,10,059.00</b>	<b>33,23,259.00</b>	<b>2,99,56,884.00</b>	<b>12,90,98,853.00</b>



## Annexure-2

Particular	1	2	3	4	Grand Total
	C.F. North	C.F. Central	C.F. West	C.F. South	
<b>Net Present Value (NPV)</b>					
<b>APO 2020-21</b>					
<b>NPV-Minor Works (APO 2020-21)</b>					
1. Ridge Plantation	-	-	-	-	-
2. Tall Plantation	40,85,519.00	14,48,768.00	5,37,618.00	7,29,068.00	68,00,973.00
3. Plantation of TP on strips of Block Forests	-	-	-	-	-
4. Soil and Moisture Conservation	7,95,59,287.00	-	-	-	7,95,59,287.00
5. Wildlife	-	-	-	-	-
6. Proposals of Development Wing	-	-	-	-	-
7. Eco-Restoration Plantation	-	-	-	-	-
8. Stabilization & greening of Vehicle cliffs in Shivaliks	-	-	-	-	-
9. Infrastructure of Forest Protection	-	-	-	-	-
<b>(a) Building</b>					
Range Residence	-	-	6,39,626.00	-	6,39,626.00
Range Office	-	-	26,48,398.00	48,64,000.00	75,12,398.00
Forester Quarter/Block Office	23,66,004.00	-	6,13,253.00	-	29,79,257.00
Forester Guard Hut	18,77,786.00	3,84,136.00	70,072.00	-	23,31,994.00
Toilet	-	-	-	-	-
<b>(b) Vehicles/Mahinery</b>					
Balero Jeep	-	-	-	-	-
Bolero Camper	-	-	-	-	-
Tractor	-	1,631.00	-	-	1,631.00
Trolly	-	-	-	-	-
Tanker	-	-	-	-	-
Rotavator/Harrow/Cultivator	8,49,699.00	2,617.00	-	-	8,52,316.00
Genser/Diesel Pumps	-	-	-	-	-
Mini Tractor	-	-	-	-	-
10. Native Species	-	-	-	-	-
<b>Total NPV Minor Works (APO 2020-21)</b>	<b>8,87,38,295.00</b>	<b>18,37,152.00</b>	<b>45,08,967.00</b>	<b>55,93,068.00</b>	<b>10,06,77,482.00</b>

Particular	1	2	3	4	Grand Total
	C.F. North	C.F. Central	C.F. West	C.F. South	
<b>Maintenance NPV 2020-21</b>					
<b>A) 2018-19</b>					
1. Tall Plantation	5,842.00	-	-	1,44,568.00	1,50,410.00
2. Native Species	-	-	-	3,27,390.00	3,27,390.00
3. Eco-Restoration	-	-	-	1,69,879.00	1,69,879.00
<b>B) 2019-20</b>					
Tall Plantation	1,47,926.00	-	29,103.00	30,786.00	2,07,815.00
<b>Total NPV-Maintenance Works (APO 2020-21)</b>	<b>1,53,768.00</b>	<b>-</b>	<b>29,103.00</b>	<b>6,72,623.00</b>	<b>8,55,494.00</b>
<b>Total NPV Expenditure (APO 2020-21)</b>	<b>8,88,92,063.00</b>	<b>18,37,152.00</b>	<b>45,38,070.00</b>	<b>62,65,691.00</b>	<b>10,15,32,976.00</b>
<b>APO 2021-22</b>					
<b>NPV-Minor Works (APO 2021-22)</b>					
1. Tall Plantation	10,91,92,264.00	7,14,33,151.00	14,57,74,453.00	6,16,98,034.00	38,80,97,902.00
2. Ridge Plantation	98,98,847.00	3,93,41,593.00	2,16,84,099.00	-	7,09,24,539.00
3. Native Species	-	-	-	1,71,74,592.00	1,71,74,592.00
4. Planation on Alkali Soils	-	88,34,671.00	-	-	88,34,671.00
5. Fencing	1,26,79,848.00	91,58,556.00	1,22,83,805.00	1,49,14,875.00	4,90,37,084.00
6. Infrastructure	-	-	-	-	-
<b>(a) Building</b>					
Range Residence	-	-	-	-	-
Range Office	58,44,108.00	-	-	-	58,44,108.00
Forester Qauter/Block Office	-	-	-	-	-
Forester Guard Hut	-	-	-	-	-
Toilet	-	-	-	-	-
<b>(b) Vehicles/Mahinery</b>					
Balero Jeep	-	-	-	-	-
Bolero Camper	-	-	-	-	-
Tractor	-	-	-	-	-
Trolly	-	-	-	-	-




Particular	1	2	3	4	Grand Total
	C.F. North	C.F. Central	C.F. West	C.F. South	
Tanker	-	-	-	-	-
Rotavator/Harrow/Cultivator	3,88,800.00	-	-	-	3,88,800.00
Genset/Diesel Pumps	-	-	-	-	-
7. Soil & Moisture Conservation Works	39,38,01,133.00	-	-	5,78,35,150.00	45,16,36,283.00
8. Conservation/Restoration of Protection of Kila Zafargarh PF/Quila	-	-	-	-	-
9. Survey and Demarcation					
(a) DGPS	-	-	-	-	-
(B) Workstation	-	-	-	-	-
(c) Arc GIS Software	-	-	-	-	-
(e) Access rights of viewing satellite imageries	-	-	-	-	-
(f) Development of web and mobile based software	-	-	-	-	-
(g) Procurement of drones for mapping of CAMPA plantations including	-	-	-	-	-
10. Eco-Restoration	-	-	45,15,727.00	2,07,90,678.00	2,53,06,405.00
11. Barbed Wire	-	-	-	-	-
12. Infrastructure of Forest Protection, Fencing	35,01,060.00	-	-	-	35,01,060.00
<b>Total NPV Minor Works NPV (2021-22)</b>	<b>53,53,06,060.00</b>	<b>12,87,67,971.00</b>	<b>18,42,58,084.00</b>	<b>17,24,13,329.00</b>	<b>1,02,07,45,444.00</b>
<b>NPV Maintenance Works (APO 2021-22)</b>					
<b>(A) 2016-17</b>	-	-	-	-	-
1. ANR Plantation	23,95,055.00	16,03,147.00	19,35,605.00	11,34,013.00	70,67,820.00
2. Ridge Plantation	-	-	-	-	-
3. Tall Plantation	15,48,879.00	13,27,247.00	28,95,731.00	15,91,195.00	73,63,052.00
4. Plantation on National Highways.	-	-	6,66,216.00	-	6,66,216.00
5. Beautification of District Roads.	50,190.00	-	-	-	50,190.00
6. Native Species	80,865.00	-	-	-	80,865.00
7. Community Land	-	-	1,93,381.00	-	1,93,381.00
<b>(B) 2017-18</b>					
1. ANR Plantation	-	-	-	-	-
2. Ridge Plantation	-	-	-	-	-




Particular	1	2	3	4	Grand Total
	C.F. North	C.F. Central	C.F. West	C.F. South	
3. Tall Plantation	52,365.00	7,87,363.00	-	2,91,688.00	11,31,416.00
4. Plantation on National Highways.	12,30,925.00	-	19,97,297.00	2,34,103.00	34,62,325.00
5. Beautification of District Roads.	1,49,154.00	-	2,47,693.00	99,644.00	4,96,491.00
6. Native Species	2,68,563.00	-	-	-	2,68,563.00
7. Eco-Restoration	-	-	-	8,39,855.00	8,39,855.00
8. NH Shurb	1,00,380.00	-	-	-	1,00,380.00
9. Herbal Forest	8,27,998.00	-	-	-	8,27,998.00
<b>(C) 2018-19</b>					
1. ANR Plantation	-	-	4,36,541.00	-	4,36,541.00
2. Ridge Plantation	-	-	-	-	-
3. Tall Plantation	37,69,646.00	16,12,953.00	25,28,117.00	10,77,849.00	89,88,565.00
4. Plantation on National Highways.	16,85,903.00	-	11,05,581.00	-	27,91,484.00
5. Beautification of District Roads.	-	-	-	-	-
6. Native Species	5,00,204.00	39,137.00	1,10,334.00	8,76,665.00	15,26,340.00
7. Eco-Restoration	-	-	1,75,032.00	9,83,893.00	11,58,925.00
8. NH Shurb	6,52,795.00	-	2,52,687.00	4,27,849.00	13,33,331.00
9. NH TP	99,024.00	-	-	-	99,024.00
<b>(D) 2019-20</b>					
1. ANR Plantation	-	-	-	-	-
2. Ridge Plantation	-	-	44,013.00	-	44,013.00
3. Tall Plantation	61,09,079.00	42,80,992.00	25,34,028.00	18,48,204.00	1,47,72,303.00
4. Plantation on National Highways.	-	-	-	-	-
5. Beautification of District Roads.	-	-	-	-	-
<b>(E) 2020-21</b>					
1. ANR Plantation	-	-	-	-	-
2. Ridge Plantation	4,91,075.00	31,79,414.00	2,91,204.00	6,31,046.00	45,92,739.00
3. Tall Plantation	1,46,36,690.00	1,28,09,948.00	2,22,92,749.00	98,26,684.00	5,95,66,071.00
4. Plantation on National Highways.	-	-	-	-	-
5. Beautification of District Roads.	-	-	-	-	-

Particular	1	2	3	4	Grand Total
	C.F. North	C.F. Central	C.F. West	C.F. South	
6. Native Species	-	-	-	11,89,427.00	11,89,427.00
7. Eco-Restoration / Plantation	2,38,665.00	-	27,76,470.00	35,52,792.00	65,67,927.00
<b>Total 18 Maintenance NPV (APO 2021-22)</b>	<b>3,48,87,455.00</b>	<b>2,56,40,201.00</b>	<b>4,04,82,679.00</b>	<b>2,46,04,907.00</b>	<b>12,56,15,242.00</b>
<b>Total NPV Expenditure (APO 2021-22)</b>	<b>57,01,93,515.00</b>	<b>15,44,08,172.00</b>	<b>22,47,40,763.00</b>	<b>19,70,18,236.00</b>	<b>1,14,63,60,686.00</b>
Total NPV Minor Works (APO 2020-21 & 2021-22)	62,40,44,355.00	13,06,05,123.00	18,87,67,051.00	17,80,06,397.00	1,12,14,22,926.00
Total NPV Maintenance Works (APO 2020-21 & 2021-22)	3,50,41,223.00	2,56,40,201.00	4,05,11,782.00	2,52,77,530.00	12,64,70,736.00
<b>Total NPV Expenditure (APO 2020-21 &amp; 2021-22)</b>	<b>65,90,85,578.00</b>	<b>15,62,45,324.00</b>	<b>22,92,78,833.00</b>	<b>20,32,83,927.00</b>	<b>1,24,78,93,662.00</b>
Less: Cheque Issued in 2020-21 But Not Presented for Payment	-	-	-	-	-
Less: Refund of Advance Payment (Without work execution)	50,00,000.00	-	-	-	50,00,000.00
<b>Total NPV Expenditure</b>	<b>65,40,85,578.00</b>	<b>15,62,45,324.00</b>	<b>22,92,78,833.00</b>	<b>20,32,83,927.00</b>	<b>1,24,28,93,662.00</b>
<b>Reference to Annexure</b>	<b>Annexure-2.1</b>	<b>Annexure-2.2</b>	<b>Annexure-2.3</b>	<b>Annexure-2.4</b>	



## Annexure-2.1

Particular	C.F. North					Total C.F. North
	1	2	3	4	5	
	D.F.O Morni Pinjore	D.F.O Ambala	D.F.O Yamunanagar	D.F.O Kurukshetra	D.F.O. Kaithal	
<b>Net Present Value (NPV)</b>						
<b>APO 2020-21</b>						
<b>NPV-Minor Works (APO 2020-21)</b>						
1. Ridge Plantation	-	-	-	-	-	-
2. Tall Plantation	-	-	18,17,089.00	22,68,430.00	-	40,85,519.00
3. Plantation of TP on strips of Block Forests	-	-	-	-	-	-
4. Soil and Moisture Conservation	4,04,42,432.00	4,93,609.00	3,86,23,246.00	-	-	7,95,59,287.00
5. Wildlife	-	-	-	-	-	-
6. Proposals of Development Wing	-	-	-	-	-	-
7. Eco-Restoration Plantation	-	-	-	-	-	-
8. Stabilization & greening of Vehicle cliffs in Shivaliks	-	-	-	-	-	-
9. Infrastructure of Forest Protection	-	-	-	-	-	-
<b>(a) Building</b>						
Range Residence	-	-	-	-	-	-
Range Office	-	-	-	-	-	-
Forester Quarter/Block Office	-	-	23,66,004.00	-	-	23,66,004.00
Forester Guard Hut	-	-	18,77,786.00	-	-	18,77,786.00
Toilet	-	-	-	-	-	-
<b>(b) Vehicles/Mahinery</b>						
Balero Jeep	-	-	-	-	-	-
Bolero Camper	-	-	-	-	-	-
Tractor	-	-	-	-	-	-
Trolly	-	-	-	-	-	-
Tanker	-	-	-	-	-	-
Rotavator/Harrow/Cultivator	-	-	-	-	8,49,699.00	8,49,699.00
Genser/Diesel Pumps	-	-	-	-	-	-
Mini Tractor	-	-	-	-	-	-
10. Native Species	-	-	-	-	-	-
<b>Total NPV Minor Works (APO 2020-21)</b>	<b>4,04,42,432.00</b>	<b>4,93,609.00</b>	<b>4,46,84,125.00</b>	<b>22,68,430.00</b>	<b>8,49,699.00</b>	<b>8,87,38,295.00</b>




6


Particular	C.F. North					Total C.F. North
	1	2	3	4	5	
	D.F.O Morni Pinjore	D.F.O Ambala	D.F.O Yamunanagar	D.F.O Kurukshetra	D.F.O. Kaithal	
<b>Maintenance NPV 2020-21</b>						
<b>A) 2018-19</b>						
1. Tall Plantation	-	-	-	5,842.00	-	5,842.00
2. Native Species	-	-	-	-	-	-
3. Eco-Restoration	-	-	-	-	-	-
<b>B) 2019-20</b>						
Tall Plantation	-	-	-	1,47,926.00	-	1,47,926.00
<b>Total NPV-Maintenance Works (APO 2020-21)</b>	-	-	-	1,53,768.00	-	1,53,768.00
<b>Total NPV Expenditure (APO 2020-21)</b>	4,04,42,432.00	4,93,609.00	4,46,84,125.00	24,22,198.00	8,49,699.00	8,88,92,063.00
<b>APO 2021-22</b>						
<b>NPV-Minor Works (APO 2021-22)</b>						
1. Tall Plantation	89,66,792.00	1,08,05,955.00	3,80,13,912.00	1,92,11,867.00	3,21,93,738.00	10,91,92,264.00
2. Ridge Plantation	-	98,98,847.00	-	-	-	98,98,847.00
3. Native Species	-	-	-	-	-	-
4. Planation on Alkali Soils	-	-	-	-	-	-
5. Fencing	-	40,00,000.00	27,42,660.00	-	59,37,188.00	1,26,79,848.00
6. Infrastructure	-	-	-	-	-	-
<b>(a) Building</b>						
Range Residence	-	-	-	-	-	-
Range Office	29,23,108.00	-	29,21,000.00	-	-	58,44,108.00
Forester Qauter/Block Office	-	-	-	-	-	-
Forester Guard Hut	-	-	-	-	-	-
Toilet	-	-	-	-	-	-
<b>(b) Vehicles/Mahinery</b>						
Balero Jeep	-	-	-	-	-	-
Bolero Camper	-	-	-	-	-	-
Tractor	-	-	-	-	-	-
Trolly	-	-	-	-	-	-



Particular	C.F. North					Total C.F. North
	1	2	3	4	5	
	D.F.O Morni Pinjore	D.F.O Ambala	D.F.O Yamunanagar	D.F.O Kurukshetra	D.F.O. Kaithal	
Tanker	-	-	-	-	-	-
Rotavator/Harrow/Cultivator	-	3,88,800.00	-	-	-	3,88,800.00
Genset/Diesel Pumps	-	-	-	-	-	-
7. Soil & Moisture Conservation Works	19,87,77,699.00	9,42,28,378.00	10,07,95,056.00	-	-	39,38,01,133.00
8. Conservation/Restoration of Protection of Kila Zafargarh PF/Quila	-	-	-	-	-	-
9. Survey and Demarcation	-	-	-	-	-	-
(a) DGPS	-	-	-	-	-	-
(B) Workstation	-	-	-	-	-	-
(c) Arc GIS Software	-	-	-	-	-	-
(e) Access rights of viewing satellite imageries	-	-	-	-	-	-
(f) Development of web and mobile based software	-	-	-	-	-	-
(g) Procurement of drones for mapping of CAMPA plantations including	-	-	-	-	-	-
10. Eco-Restoration	-	-	-	-	-	-
11. Barbed Wire	-	-	-	-	-	-
12. Infrastructure of Forest Protection, Fencing	35,01,060.00	-	-	-	-	35,01,060.00
<b>Total NPV Minor Works NPV (2021-22)</b>	<b>21,41,68,659.00</b>	<b>11,93,21,980.00</b>	<b>14,44,72,628.00</b>	<b>1,92,11,867.00</b>	<b>3,81,30,926.00</b>	<b>53,53,06,060.00</b>
<b>NPV Maintenance Works (APO 2021-22)</b>						
<b>(A) 2016-17</b>						
1. ANR Plantation	10,20,843.00	4,42,784.00	3,97,005.00	1,21,743.00	4,12,680.00	23,95,055.00
2. Ridge Plantation	-	-	-	-	-	-
3. Tall Plantation	3,20,711.00	4,07,159.00	2,89,603.00	1,99,100.00	3,32,306.00	15,48,879.00
4. Plantation on National Highways.	-	-	-	-	-	-
5. Beautification of District Roads.	50,190.00	-	-	-	-	50,190.00
6. Native Species	-	-	-	-	80,865.00	80,865.00
7. Community Land	-	-	-	-	-	-
<b>(B) 2017-18</b>						
1. ANR Plantation	-	-	-	-	-	-
2. Ridge Plantation	-	-	-	-	-	-



Particular	C.F. North					Total C.F. North
	1	2	3	4	5	
	D.F.O Morni Pinjore	D.F.O Ambala	D.F.O Yamunanagar	D.F.O Kurukshetra	D.F.O. Kaithal	
3. Tall Plantation	-	52,365.00	-	-	-	52,365.00
4. Plantation on National Highways.	-	2,87,930.00	89,011.00	4,77,220.00	3,76,764.00	12,30,925.00
5. Beautification of District Roads.	-	-	-	99,154.00	50,000.00	1,49,154.00
6. Native Species	-	-	-	1,24,868.00	1,43,695.00	2,68,563.00
7. Eco-Restoration	-	-	-	-	-	-
8. NH Shurb	1,00,380.00	-	-	-	-	1,00,380.00
9. Herbal Forest	8,27,998.00	-	-	-	-	8,27,998.00
<b>(C) 2018-19</b>						
1. ANR Plantation	-	-	-	-	-	-
2. Ridge Plantation	-	-	-	-	-	-
3. Tall Plantation	9,60,531.00	5,49,153.00	10,91,426.00	6,23,727.00	5,44,809.00	37,69,646.00
4. Plantation on National Highways.	-	5,75,021.00	2,84,937.00	4,07,382.00	4,18,563.00	16,85,903.00
5. Beautification of District Roads.	-	-	-	-	-	-
6. Native Species	-	-	-	2,31,110.00	2,69,094.00	5,00,204.00
7. Eco-Restoration	-	-	-	-	-	-
8. NH Shurb	1,01,736.00	2,08,005.00	1,41,871.00	1,28,567.00	72,616.00	6,52,795.00
9. NH TP	99,024.00	-	-	-	-	99,024.00
<b>(D) 2019-20</b>						
1. ANR Plantation	-	-	-	-	-	-
2. Ridge Plantation	-	-	-	-	-	-
3. Tall Plantation	7,61,622.00	6,83,628.00	7,06,158.00	27,65,261.00	11,92,410.00	61,09,079.00
4. Plantation on National Highways.	-	-	-	-	-	-
5. Beautification of District Roads.	-	-	-	-	-	-
<b>(E) 2020-21</b>						
1. ANR Plantation	-	-	-	-	-	-
2. Ridge Plantation	-	-	-	-	4,91,075.00	4,91,075.00
3. Tall Plantation	21,43,865.00	22,35,990.00	19,10,748.00	56,68,718.00	26,77,369.00	1,46,36,690.00
4. Plantation on National Highways.	-	-	-	-	-	-
5. Beautification of District Roads.	-	-	-	-	-	-




Particular	C.F. North					Total C.F. North
	1	2	3	4	5	
	D.F.O Morni Pinjore	D.F.O Ambala	D.F.O Yamunanagar	D.F.O Kurukshetra	D.F.O. Kaithal	
6. Native Species	-	-	-	-	-	-
7. Eco-Restoration / Plantation	2,38,665.00	-	-	-	-	2,38,665.00
<b>Total 18 Maintenance NPV (APO 2021-22)</b>	<b>66,25,565.00</b>	<b>54,42,035.00</b>	<b>49,10,759.00</b>	<b>1,08,46,850.00</b>	<b>70,62,246.00</b>	<b>3,48,87,455.00</b>
<b>Total NPV Expenditure (APO 2021-22)</b>	<b>22,07,94,224.00</b>	<b>12,47,64,015.00</b>	<b>14,93,83,387.00</b>	<b>3,00,58,717.00</b>	<b>4,51,93,172.00</b>	<b>57,01,93,515.00</b>
Total NPV Minor Works (APO 2020-21 & 2021-22)	25,46,11,091.00	11,98,15,589.00	18,91,56,753.00	2,14,80,297.00	3,89,80,625.00	62,40,44,355.00
Total NPV Maintenance Works (APO 2020-21 & 2021-22)	66,25,565.00	54,42,035.00	49,10,759.00	1,10,00,618.00	70,62,246.00	3,50,41,223.00
<b>Total NPV Expenditure (APO 2020-21 &amp; 2021-22)</b>	<b>26,12,36,656.00</b>	<b>12,52,57,624.00</b>	<b>19,40,67,512.00</b>	<b>3,24,80,915.00</b>	<b>4,60,42,871.00</b>	<b>65,90,85,578.00</b>
Less: Cheque Issued in 2020-21 But Not Presented for Payment	-	-	-	-	-	-
Less: Refund of Advance Payment (Without work execution)	50,00,000.00	-	-	-	-	50,00,000.00
<b>Total NPV Expenditure</b>	<b>25,62,36,656.00</b>	<b>12,52,57,624.00</b>	<b>19,40,67,512.00</b>	<b>3,24,80,915.00</b>	<b>4,60,42,871.00</b>	<b>65,40,85,578.00</b>




Annexure-2.2

Particular	C.F. Central					Total C.F. Central
	6	7	8	9	10	
	D.F.O Karnal	D.F.O Panipat	D.F.O Sonipat	D.F.O Rohtak	D.F.O Jhajjar	
<b>Net Present Value (NPV)</b>						
<b>APO 2020-21</b>						
<b>NPV-Minor Works (APO 2020-21)</b>						
1. Ridge Plantation	-	-	-	-	-	-
2. Tall Plantation	-	-	-	-	14,48,768.00	14,48,768.00
3. Plantation of TP on strips of Block Forests	-	-	-	-	-	-
4. Soil and Moisture Conservation	-	-	-	-	-	-
5. Wildlife	-	-	-	-	-	-
6. Proposals of Development Wing	-	-	-	-	-	-
7. Eco-Restoration Plantation	-	-	-	-	-	-
8. Stabilization & greening of Vehicle cliffs in Shivaliks	-	-	-	-	-	-
9. Infrastructure of Forest Protection	-	-	-	-	-	-
<b>(a) Building</b>						
Range Residence	-	-	-	-	-	-
Range Office	-	-	-	-	-	-
Forester Quarter/Block Office	-	-	-	-	-	-
Forester Guard Hut	-	-	-	-	3,84,136.00	3,84,136.00
Toilet	-	-	-	-	-	-
<b>(b) Vehicles/Mahinery</b>						
Balero Jeep	-	-	-	-	-	-
Bolero Camper	-	-	-	-	-	-
Tractor	-	-	-	-	1,631.00	1,631.00
Trolly	-	-	-	-	-	-
Tanker	-	-	-	-	-	-
Rotavator/Harrow/Cultivator	-	-	-	-	2,617.00	2,617.00
Genser/Diesel Pumps	-	-	-	-	-	-
Mini Tractor	-	-	-	-	-	-
10. Native Species	-	-	-	-	-	-
<b>Total NPV Minor Works (APO 2020-21)</b>					<b>18,37,152.00</b>	<b>18,37,152.00</b>




Particular	C.F. Central					Total C.F. Central
	6	7	8	9	10	
	D.F.O Karnal	D.F.O Panipat	D.F.O Sonipat	D.F.O Rohtak	D.F.O Jhajjar	
<b>Maintenance NPV 2020-21</b>						
<b>A) 2018-19</b>						
1. Tall Plantation	-	-	-	-	-	-
2. Native Species	-	-	-	-	-	-
3. Eco-Restoration	-	-	-	-	-	-
<b>B) 2019-20</b>						
Tall Plantation	-	-	-	-	-	-
<b>Total NPV-Maintenance Works (APO 2020-21)</b>	-	-	-	-	-	-
<b>Total NPV Expenditure (APO 2020-21)</b>	-	-	-	-	<b>18,37,152.00</b>	<b>18,37,152.00</b>
<b>APO 2021-22</b>						
<b>NPV-Minor Works (APO 2021-22)</b>						
1. Tall Plantation	2,96,21,524.00	92,04,142.00	1,78,10,409.00	73,09,990.00	74,87,086.00	7,14,33,151.00
2. Ridge Plantation	1,53,93,900.00	88,12,976.00	1,23,18,813.00	28,15,904.00	-	3,93,41,593.00
3. Native Species	-	-	-	-	-	-
4. Planation on Alkali Soils	-	-	-	88,34,671.00	-	88,34,671.00
5. Fencing	26,91,800.00	-	33,04,886.00	31,61,870.00	-	91,58,556.00
6. Infrastructure	-	-	-	-	-	-
<b>(a) Building</b>						
Range Residence	-	-	-	-	-	-
Range Office	-	-	-	-	-	-
Forester Qauter/Block Office	-	-	-	-	-	-
Forester Guard Hut	-	-	-	-	-	-
Toilet	-	-	-	-	-	-
<b>(b) Vehicles/Mahinery</b>						
Balero Jeep	-	-	-	-	-	-
Bolero Camper	-	-	-	-	-	-
Tractor	-	-	-	-	-	-
Trolly	-	-	-	-	-	-




Particular	C.F. Central					Total C.F. Central
	6	7	8	9	10	
	D.F.O Karnal	D.F.O Panipat	D.F.O Sonipat	D.F.O Rohtak	D.F.O Jhajjar	
Tanker	-	-	-	-	-	-
Rotavator/Harrow/Cultivator	-	-	-	-	-	-
Genset/Diesel Pumps	-	-	-	-	-	-
7. Soil & Moisture Conservation Works	-	-	-	-	-	-
8. Conservation/Restoration of Protection of Kila Zafargarh PF/Quila	-	-	-	-	-	-
9. Survey and Demarcation	-	-	-	-	-	-
(a) DGPS	-	-	-	-	-	-
(B) Workstation	-	-	-	-	-	-
(c) Arc GIS Software	-	-	-	-	-	-
(e) Access rights of viewing satellite imageries	-	-	-	-	-	-
(f) Development of web and mobile based software	-	-	-	-	-	-
(g) Procurement of drones for mapping of CAMPA plantations including	-	-	-	-	-	-
10. Eco-Restoration	-	-	-	-	-	-
11. Barbed Wire	-	-	-	-	-	-
12. Infrastructure of Forest Protection, Fencing	-	-	-	-	-	-
<b>Total NPV Minor Works NPV (2021-22)</b>	<b>4,77,07,224.00</b>	<b>1,80,17,118.00</b>	<b>3,34,34,108.00</b>	<b>2,21,22,435.00</b>	<b>74,87,086.00</b>	<b>12,87,67,971.00</b>
<b>NPV Maintenance Works (APO 2021-22)</b>						
<b>(A) 2016-17</b>						
1. ANR Plantation	4,19,680.00	3,89,979.00	2,57,451.00	2,82,035.00	2,54,002.00	<b>16,03,147.00</b>
2. Ridge Plantation	-	-	-	-	-	-
3. Tall Plantation	2,75,000.00	2,55,604.00	2,84,056.00	2,75,000.00	2,37,587.00	<b>13,27,247.00</b>
4. Plantation on National Highways.	-	-	-	-	-	-
5. Beautification of District Roads.	-	-	-	-	-	-
6. Native Species	-	-	-	-	-	-
7. Community Land	-	-	-	-	-	-
<b>(B) 2017-18</b>						
1. ANR Plantation	-	-	-	-	-	-
2. Ridge Plantation	-	-	-	-	-	-



Particular	C.F. Central					Total C.F. Central
	6	7	8	9	10	
	D.F.O Karnal	D.F.O Panipat	D.F.O Sonipat	D.F.O Rohtak	D.F.O Jhajjar	
3. Tall Plantation	1,54,000.00	1,47,046.00	2,76,755.00	1,37,500.00	72,062.00	7,87,363.00
4. Plantation on National Highways.	-	-	-	-	-	-
5. Beautification of District Roads.	-	-	-	-	-	-
6. Native Species	-	-	-	-	-	-
7. Eco-Restoration	-	-	-	-	-	-
8. NH Shurb	-	-	-	-	-	-
9. Herbal Forest	-	-	-	-	-	-
<b>(C) 2018-19</b>						
1. ANR Plantation	-	-	-	-	-	-
2. Ridge Plantation	-	-	-	-	-	-
3. Tall Plantation	3,30,000.00	3,27,508.00	4,50,476.00	3,27,457.00	1,77,512.00	16,12,953.00
4. Plantation on National Highways.	-	-	-	-	-	-
5. Beautification of District Roads.	-	-	-	-	-	-
6. Native Species	39,137.00	-	-	-	-	39,137.00
7. Eco-Restoration	-	-	-	-	-	-
8. NH Shurb	-	-	-	-	-	-
9. NH TP	-	-	-	-	-	-
<b>(D) 2019-20</b>						
1. ANR Plantation	-	-	-	-	-	-
2. Ridge Plantation	-	-	-	-	-	-
3. Tall Plantation	12,60,650.00	7,85,230.00	7,06,608.00	7,88,449.00	7,40,055.00	42,80,992.00
4. Plantation on National Highways.	-	-	-	-	-	-
5. Beautification of District Roads.	-	-	-	-	-	-
<b>(E) 2020-21</b>						
1. ANR Plantation	-	-	-	-	-	-
2. Ridge Plantation	11,26,260.00	6,17,441.00	6,07,058.00	1,55,806.00	6,72,849.00	31,79,414.00
3. Tall Plantation	56,03,000.00	22,26,072.00	16,51,721.00	22,41,259.00	10,87,896.00	1,28,09,948.00
4. Plantation on National Highways.	-	-	-	-	-	-
5. Beautification of District Roads.	-	-	-	-	-	-




Particular	C.F. Central					Total C.F. Central
	6	7	8	9	10	
	D.F.O Karnal	D.F.O Panipat	D.F.O Sonipat	D.F.O Rohtak	D.F.O Jhajjar	
6. Native Species	-	-	-	-	-	-
7. Eco-Restoration / Plantation	-	-	-	-	-	-
<b>Total 18 Maintenance NPV (APO 2021-22)</b>	<b>92,07,727.00</b>	<b>47,48,880.00</b>	<b>42,34,125.00</b>	<b>42,07,506.00</b>	<b>32,41,963.00</b>	<b>2,56,40,201.00</b>
<b>Total NPV Expenditure (APO 2021-22)</b>	<b>5,69,14,951.00</b>	<b>2,27,65,998.00</b>	<b>3,76,68,233.00</b>	<b>2,63,29,941.00</b>	<b>1,07,29,049.00</b>	<b>15,44,08,172.00</b>
Total NPV Minor Works (APO 2020-21 & 2021-22)	4,77,07,224.00	1,80,17,118.00	3,34,34,108.00	2,21,22,435.00	93,24,238.00	13,06,05,123.00
Total NPV Maintenance Works (APO 2020-21 & 2021-22)	92,07,727.00	47,48,880.00	42,34,125.00	42,07,506.00	32,41,963.00	2,56,40,201.00
<b>Total NPV Expenditure (APO 2020-21 &amp; 2021-22)</b>	<b>5,69,14,951.00</b>	<b>2,27,65,998.00</b>	<b>3,76,68,233.00</b>	<b>2,63,29,941.00</b>	<b>1,25,66,201.00</b>	<b>15,62,45,324.00</b>
Less: Cheque Issued in 2020-21 But Not Presented for Payment	-	-	-	-	-	-
Less: Refund of Advance Payment (Without work execution)	-	-	-	-	-	-
<b>Total NPV Expenditure</b>	<b>5,69,14,951.00</b>	<b>2,27,65,998.00</b>	<b>3,76,68,233.00</b>	<b>2,63,29,941.00</b>	<b>1,25,66,201.00</b>	<b>15,62,45,324.00</b>




Annexure-2.3


Particular	C.F. West						Total C.F. West
	11	12	13	14	15	16	
	D.F.O. Hissar	D.F.O. Sirsa	D.F.O. Fatehabad	D.F.O. Jind	D.F.O. Bhiwani	D.F.O. Dadri	
<b>Net Present Value (NPV)</b>							
<b>APO 2020-21</b>							
<b>NPV-Minor Works (APO 2020-21)</b>							
1. Ridge Plantation	-	-	-	-	-	-	-
2. Tall Plantation	-	-	-	-	5,37,618.00	-	5,37,618.00
3. Plantation of TP on strips of Block Forests	-	-	-	-	-	-	-
4. Soil and Moisture Conservation	-	-	-	-	-	-	-
5. Wildlife	-	-	-	-	-	-	-
6. Proposals of Development Wing	-	-	-	-	-	-	-
7. Eco-Restoration Plantation	-	-	-	-	-	-	-
8. Stabilization & greening of Vehicle cliffs in Shivaliks	-	-	-	-	-	-	-
9. Infrastructure of Forest Protection	-	-	-	-	-	-	-
<b>(a) Building</b>							
Range Residence	-	-	-	-	-	6,39,626.00	6,39,626.00
Range Office	-	11,84,506.00	-	-	-	14,63,892.00	26,48,398.00
Forester Quarter/Block Office	-	1,33,611.00	-	-	-	4,79,642.00	6,13,253.00
Forester Guard Hut	-	70,072.00	-	-	-	-	70,072.00
Toilet	-	-	-	-	-	-	-
<b>(b) Vehicles/Mahinery</b>							
Balero Jeep	-	-	-	-	-	-	-
Bolero Camper	-	-	-	-	-	-	-
Tractor	-	-	-	-	-	-	-
Trolly	-	-	-	-	-	-	-
Tanker	-	-	-	-	-	-	-
Rotavator/Harrow/Cultivator	-	-	-	-	-	-	-
Genser/Diesel Pumps	-	-	-	-	-	-	-
Mini Tractor	-	-	-	-	-	-	-
10. Native Species	-	-	-	-	-	-	-
<b>Total NPV Minor Works (APO 2020-21)</b>	-	13,88,189.00	-	-	5,37,618.00	25,83,160.00	45,08,967.00




Particular	C.F. West						Total C.F. West
	11	12	13	14	15	16	
	D.F.O. Hissar	D.F.O. Sirsa	D.F.O. Fatehabad	D.F.O. Jind	D.F.O. Bhiwani	D.F.O. Dadri	
<b>Maintenance NPV 2020-21</b>							
<b>A) 2018-19</b>							
1. Tall Plantation	-	-	-	-	-	-	-
2. Native Species	-	-	-	-	-	-	-
3. Eco-Restoration	-	-	-	-	-	-	-
<b>B) 2019-20</b>							
Tall Plantation	-	-	-	-	29,103.00	-	29,103.00
<b>Total NPV-Maintenance Works (APO 2020-21)</b>	-	-	-	-	29,103.00	-	29,103.00
<b>Total NPV Expenditure (APO 2020-21)</b>	-	13,88,189.00	-	-	5,66,721.00	25,83,160.00	45,38,070.00
<b>APO 2021-22</b>							-
<b>NPV-Minor Works (APO 2021-22)</b>							-
1. Tall Plantation	2,19,74,904.00	90,08,052.00	4,70,01,339.00	3,67,94,015.00	2,71,25,903.00	38,70,240.00	14,57,74,453.00
2. Ridge Plantation	-	71,01,659.00	1,45,82,440.00	-	-	-	2,16,84,099.00
3. Native Species	-	-	-	-	-	-	-
4. Planation on Alkali Soils	-	-	-	-	-	-	-
5. Fencing	38,57,594.00	29,45,100.00	34,35,160.00	20,45,951.00	-	-	1,22,83,805.00
6. Infrastructure	-	-	-	-	-	-	-
<b>(a) Building</b>							
Range Residence	-	-	-	-	-	-	-
Range Office	-	-	-	-	-	-	-
Forester Qauter/Block Office	-	-	-	-	-	-	-
Forester Guard Hut	-	-	-	-	-	-	-
Toilet	-	-	-	-	-	-	-
<b>(b) Vehicles/Mahinery</b>							
Balero Jeep	-	-	-	-	-	-	-
Bolero Camper	-	-	-	-	-	-	-
Tractor	-	-	-	-	-	-	-
Trolly	-	-	-	-	-	-	-




Particular	C.F. West						Total C.F. West
	11	12	13	14	15	16	
	D.F.O. Hissar	D.F.O. Sirsa	D.F.O. Fatehabad	D.F.O. Jind	D.F.O. Bhiwani	D.F.O. Dadri	
Tanker	-	-	-	-	-	-	-
Rotavator/Harrow/Cultivator	-	-	-	-	-	-	-
Genset/Diesel Pumps	-	-	-	-	-	-	-
7. Soil & Moisture Conservation Works	-	-	-	-	-	-	-
8. Conservation/Restoration of Protection of Kila Zafargarh PF/Quila	-	-	-	-	-	-	-
9. Survey and Demarcation	-	-	-	-	-	-	-
(a) DGPS	-	-	-	-	-	-	-
(B) Workstation	-	-	-	-	-	-	-
(c) Arc GIS Software	-	-	-	-	-	-	-
(e) Access rights of viewing satellite imageries	-	-	-	-	-	-	-
(f) Development of web and mobile based software	-	-	-	-	-	-	-
(g) Procurement of drones for mapping of CAMPA plantations including	-	-	-	-	-	-	-
10. Eco-Restoration	-	-	-	-	-	45,15,727.00	45,15,727.00
11. Barbed Wire	-	-	-	-	-	-	-
12. Infrastructure of Forest Protection, Fencing	-	-	-	-	-	-	-
<b>Total NPV Minor Works NPV (2021-22)</b>	<b>2,58,32,498.00</b>	<b>1,90,54,811.00</b>	<b>6,50,18,939.00</b>	<b>3,88,39,966.00</b>	<b>2,71,25,903.00</b>	<b>83,85,967.00</b>	<b>18,42,58,084.00</b>
<b>NPV Maintenance Works (APO 2021-22)</b>							
<b>(A) 2016-17</b>							
1. ANR Plantation	2,78,137.00	4,72,718.00	4,00,499.00	4,13,338.00	3,00,718.00	70,195.00	19,35,605.00
2. Ridge Plantation	-	-	-	-	-	-	-
3. Tall Plantation	3,13,187.00	3,86,594.00	8,63,009.00	2,69,615.00	-	10,63,326.00	28,95,731.00
4. Plantation on National Highways.	4,90,235.00	-	39,074.00	-	1,36,907.00	-	6,66,216.00
5. Beautification of District Roads.	-	-	-	-	-	-	-
6. Native Species	-	-	0	-	-	-	-
7. Community Land	-	-	0	-	1,93,381.00	-	1,93,381.00
<b>(B) 2017-18</b>							
1. ANR Plantation	-	-	-	-	-	-	-
2. Ridge Plantation	-	-	-	-	-	-	-



Particular	C.F. West						Total C.F. West
	11	12	13	14	15	16	
	D.F.O. Hissar	D.F.O. Sirsa	D.F.O. Fatehabad	D.F.O. Jind	D.F.O. Bhiwani	D.F.O. Dadri	
3. Tall Plantation	-	-	-	-	-	-	-
4. Plantation on National Highways.	11,04,664.00	4,72,123.00	2,72,706.00	-	1,47,804.00	-	19,97,297.00
5. Beautification of District Roads.	97,397.00	51,900.00	98,396.00	-	-	-	2,47,693.00
6. Native Species	-	-	-	-	-	-	-
7. Eco-Restoration	-	-	-	-	-	-	-
8. NH Shurb	-	-	-	-	-	-	-
9. Herbal Forest	-	-	-	-	-	-	-
<b>(C) 2018-19</b>							
1. ANR Plantation	-	4,36,541.00	-	-	-	-	4,36,541.00
2. Ridge Plantation	-	-	-	-	-	-	-
3. Tall Plantation	6,22,586.00	-	4,93,784.00	10,68,965.00	2,43,202.00	99,580.00	25,28,117.00
4. Plantation on National Highways.	2,36,556.00	-	3,61,235.00	5,07,790.00	-	-	11,05,581.00
5. Beautification of District Roads.	-	-	-	-	-	-	-
6. Native Species	59,264.00	-	51,070.00	-	-	-	1,10,334.00
7. Eco-Restoration	1,17,292.00	-	-	-	-	57,740.00	1,75,032.00
8. NH Shurb	-	-	-	2,52,687.00	-	-	2,52,687.00
9. NH TP	-	-	-	-	-	-	-
<b>(D) 2019-20</b>							
1. ANR Plantation	-	-	-	-	-	-	-
2. Ridge Plantation	44,013.00	-	-	-	-	-	44,013.00
3. Tall Plantation	3,78,676.00	3,89,347.00	4,99,856.00	3,89,647.00	5,07,129.00	3,69,373.00	25,34,028.00
4. Plantation on National Highways.	-	-	-	-	-	-	-
5. Beautification of District Roads.	-	-	-	-	-	-	-
<b>(E) 2020-21</b>							
1. ANR Plantation	-	-	-	-	-	-	-
2. Ridge Plantation	-	-	-	2,91,204.00	-	-	2,91,204.00
3. Tall Plantation	21,67,421.00	21,00,640.00	63,64,588.00	50,24,090.00	55,93,384.00	10,42,626.00	2,22,92,749.00
4. Plantation on National Highways.	-	-	-	-	-	-	-
5. Beautification of District Roads.	-	-	-	-	-	-	-




Particular	C.F. West						Total C.F. West
	11	12	13	14	15	16	
	D.F.O. Hissar	D.F.O. Sirsa	D.F.O. Fatehabad	D.F.O. Jind	D.F.O. Bhiwani	D.F.O. Dadri	
6. Native Species	-	-	-	-	-	-	-
7. Eco-Restoration	-	-	-	-	16,53,023.00	11,23,447.00	27,76,470.00
<b>Total 18 Maintenance NPV (APO 2021-22)</b>	<b>59,09,428.00</b>	<b>43,09,863.00</b>	<b>94,44,217.00</b>	<b>82,17,336.00</b>	<b>87,75,548.00</b>	<b>38,26,287.00</b>	<b>4,04,82,679.00</b>
<b>Total NPV Expenditure (APO 2021-22)</b>	<b>3,17,41,926.00</b>	<b>2,33,64,674.00</b>	<b>7,44,63,156.00</b>	<b>4,70,57,302.00</b>	<b>3,59,01,451.00</b>	<b>1,22,12,254.00</b>	<b>22,47,40,763.00</b>
Total NPV Minor Works (APO 2020-21 & 2021-22)	2,58,32,498.00	2,04,43,000.00	6,50,18,939.00	3,88,39,966.00	2,76,63,521.00	1,09,69,127.00	18,87,67,051.00
Total NPV Maintenance Works (APO 2020-21 & 2021-22)	59,09,428.00	43,09,863.00	94,44,217.00	82,17,336.00	88,04,651.00	38,26,287.00	4,05,11,782.00
<b>Total NPV Expenditure (APO 2020-21 &amp; 2021-22)</b>	<b>3,17,41,926.00</b>	<b>2,47,52,863.00</b>	<b>7,44,63,156.00</b>	<b>4,70,57,302.00</b>	<b>3,64,68,172.00</b>	<b>1,47,95,414.00</b>	<b>22,92,78,833.00</b>
Less: Cheque Issued in 2020-21 But Not Presented for Payment	-	-	-	-	-	-	-
Less: Refund of Advance Payment (Without work execution)	-	-	-	-	-	-	-
<b>Total NPV Expenditure</b>	<b>3,17,41,926.00</b>	<b>2,47,52,863.00</b>	<b>7,44,63,156.00</b>	<b>4,70,57,302.00</b>	<b>3,64,68,172.00</b>	<b>1,47,95,414.00</b>	<b>22,92,78,833.00</b>



## Annexure-2.4


Particular	C.F. South						Total C.F.South
	17	18	19	20	21	22	
	D.F.O. Gururgram	D.F.O. Faridabad	D.F.O. Rewari	D.F.O. Mahendergarh	D.F.O. Palwal	D.F.O. Nuh Mewat	
<b>Net Present Value (NPV)</b>							
<b>APO 2020-21</b>							
<b>NPV-Minor Works (APO 2020-21)</b>							
1. Ridge Plantation	-	-	-	-	-	-	-
2. Tall Plantation	-	7,29,068.00	-	-	-	-	7,29,068.00
3. Plantation of TP on strips of Block Forests	-	-	-	-	-	-	-
4. Soil and Moisture Conservation	-	-	-	-	-	-	-
5. Wildlife	-	-	-	-	-	-	-
6. Proposals of Development Wing	-	-	-	-	-	-	-
7. Eco-Restoration Plantation	-	-	-	-	-	-	-
8. Stabilization & greening of Vehicle cliffs in Shivaliks	-	-	-	-	-	-	-
9. Infrastructure of Forest Protection	-	-	-	-	-	-	-
<b>(a) Building</b>							
Range Residence	-	-	-	-	-	-	-
Range Office	-	-	48,64,000.00	-	-	-	48,64,000.00
Forester Quarter/Block Office	-	-	-	-	-	-	-
Forester Guard Hut	-	-	-	-	-	-	-
Toilet	-	-	-	-	-	-	-
<b>(b) Vehicles/Mahinery</b>							
Balero Jeep	-	-	-	-	-	-	-
Bolero Camper	-	-	-	-	-	-	-
Tractor	-	-	-	-	-	-	-
Trolly	-	-	-	-	-	-	-
Tanker	-	-	-	-	-	-	-
Rotavator/Harrow/Cultivator	-	-	-	-	-	-	-
Genser/Diesel Pumps	-	-	-	-	-	-	-
Mini Tractor	-	-	-	-	-	-	-
10. Native Species	-	-	-	-	-	-	-
<b>Total NPV Minor Works (APO 2020-21)</b>	-	<b>7,29,068.00</b>	<b>48,64,000.00</b>	-	-	-	<b>55,93,068.00</b>




Particular	C.F. South						Total C.F.South
	17	18	19	20	21	22	
	D.F.O. Gururgram	D.F.O. Faridabad	D.F.O. Rewari	D.F.O. Mahendergarh	D.F.O. Palwal	D.F.O. Nuh Mewat	
<b>Maintenance NPV 2020-21</b>							
<b>A) 2018-19</b>							
1. Tall Plantation	-	1,44,568.00	-	-	-	-	1,44,568.00
2. Native Species	-	3,27,390.00	-	-	-	-	3,27,390.00
3. Eco-Restoration	-	1,69,879.00	-	-	-	-	1,69,879.00
<b>B) 2019-20</b>							
Tall Plantation	-	30,786.00	-	-	-	-	30,786.00
<b>Total NPV-Maintenance Works (APO 2020-21)</b>	-	6,72,623.00	-	-	-	-	6,72,623.00
<b>Total NPV Expenditure (APO 2020-21)</b>	-	14,01,691.00	48,64,000.00	-	-	-	62,65,691.00
<b>APO 2021-22</b>							
<b>NPV-Minor Works (APO 2021-22)</b>							
1. Tall Plantation	-	86,48,516.00	1,82,01,951.00	-	1,86,13,602.00	1,62,33,965.00	6,16,98,034.00
2. Ridge Plantation	-	-	-	-	-	-	-
3. Native Species	-	-	-	-	-	1,71,74,592.00	1,71,74,592.00
4. Planation on Alkali Soils	-	-	-	-	-	-	-
5. Fencing	-	37,55,448.00	37,75,881.00	-	41,35,708.00	32,47,838.00	1,49,14,875.00
6. Infrastructure	-	-	-	-	-	-	-
<b>(a) Building</b>							
Range Residence	-	-	-	-	-	-	-
Range Office	-	-	-	-	-	-	-
Forester Qauter/Block Office	-	-	-	-	-	-	-
Forester Guard Hut	-	-	-	-	-	-	-
Toilet	-	-	-	-	-	-	-
<b>(b) Vehicles/Mahinery</b>							
Balero Jeep	-	-	-	-	-	-	-
Bolero Camper	-	-	-	-	-	-	-
Tractor	-	-	-	-	-	-	-
Trolly	-	-	-	-	-	-	-




Particular	C.F. South						Total C.F.South
	17	18	19	20	21	22	
	D.F.O. Gururgram	D.F.O. Faridabad	D.F.O. Rewari	D.F.O. Mahendergarh	D.F.O. Palwal	D.F.O. Nuh Mewat	
Tanker	-	-	-	-	-	-	-
Rotavator/Harrow/Cultivator	-	-	-	-	-	-	-
Genset/Diesel Pumps	-	-	-	-	-	-	-
7. Soil & Moisture Conservation Works	64,73,118.00	2,04,85,795.00	-	-	2,61,41,452.00	47,34,785.00	5,78,35,150.00
8. Conservation/Restoration of Protection of Kila Zafargarh PF/Quila	-	-	-	-	-	-	-
9. Survey and Demarcation	-	-	-	-	-	-	-
(a) DGPS	-	-	-	-	-	-	-
(B) Workstation	-	-	-	-	-	-	-
(c) Arc GIS Software	-	-	-	-	-	-	-
(e) Access rights of viewing satellite imageries	-	-	-	-	-	-	-
(f) Development of web and mobile based software	-	-	-	-	-	-	-
(g) Procurement of drones for mapping of CAMPA plantations including	-	-	-	-	-	-	-
10. Eco-Restoration	33,09,526.00	-	-	-	-	1,74,81,152.00	2,07,90,678.00
11. Barbed Wire	-	-	-	-	-	-	-
12. Infrastructure of Forest Protection, Fencing	-	-	-	-	-	-	-
<b>Total NPV Minor Works NPV (2021-22)</b>	<b>97,82,644.00</b>	<b>3,28,89,759.00</b>	<b>2,19,77,832.00</b>	<b>-</b>	<b>4,88,90,762.00</b>	<b>5,88,72,332.00</b>	<b>17,24,13,329.00</b>
<b>NPV Maintenance Works (APO 2021-22)</b>							
<b>(A) 2016-17</b>							
1. ANR Plantation		1,57,380.00	4,01,251.00	83,284.00	3,56,728.00	1,35,370.00	11,34,013.00
2. Ridge Plantation							
3. Tall Plantation		3,75,672.00	6,13,693.00	1,92,636.00	2,97,000.00	1,12,194.00	15,91,195.00
4. Plantation on National Highways.							
5. Beautification of District Roads.							
6. Native Species							
7. Community Land							
<b>(B) 2017-18</b>							
1. ANR Plantation							
2. Ridge Plantation							



Particular	C.F. South						Total C.F.South
	17	18	19	20	21	22	
	D.F.O. Gururgram	D.F.O. Faridabad	D.F.O. Rewari	D.F.O. Mahendergarh	D.F.O. Palwal	D.F.O. Nuh Mewat	
3. Tall Plantation	20,753.00	82,500.00	79,891.00	31,790.00	57,750.00	19,004.00	2,91,688.00
4. Plantation on National Highways.			1,27,306.00	23,443.00		83,354.00	2,34,103.00
5. Beautification of District Roads.		48,639.00		24,775.00	26,230.00		99,644.00
6. Native Species							-
7. Eco-Restoration		97,007.00	2,72,805.00	89,786.00		3,80,257.00	8,39,855.00
							-
							-
<b>(C) 2018-19</b>							-
1. ANR Plantation							-
2. Ridge Plantation							-
3. Tall Plantation	1,11,181.00	1,99,918.00	2,63,634.00	1,53,932.00	1,65,000.00	1,84,184.00	10,77,849.00
4. Plantation on National Highways.							-
5. Beautification of District Roads.							-
6. Native Species		1,99,994.00	2,18,792.00	2,55,927.00		2,01,952.00	8,76,665.00
7. Eco-Restoration		2,62,166.00	1,83,608.00	5,38,119.00			9,83,893.00
8. NH Shurb						4,27,849.00	4,27,849.00
9. NH TP							-
<b>(D) 2019-20</b>							-
1. ANR Plantation							-
2. Ridge Plantation							-
3. Tall Plantation		3,81,326.00	3,80,213.00	4,32,868.00	3,98,100.00	2,55,697.00	18,48,204.00
4. Plantation on National Highways.							-
5. Beautification of District Roads.							-
							-
<b>(E) 2020-21</b>							-
1. ANR Plantation							-
2. Ridge Plantation					6,31,046.00		6,31,046.00
3. Tall Plantation	13,67,477.00	11,19,686.00	21,74,638.00	20,55,587.00	11,20,600.00	19,88,696.00	98,26,684.00
4. Plantation on National Highways.							-
5. Beautification of District Roads.							-




Particular	C.F. South						Total C.F.South
	17	18	19	20	21	22	
	D.F.O. Gururgram	D.F.O. Faridabad	D.F.O. Rewari	D.F.O. Mahendergarh	D.F.O. Palwal	D.F.O. Nuh Mewat	
6. Native Species						11,89,427.00	11,89,427.00
7. Eco-Restoration				13,56,472.00		21,96,320.00	35,52,792.00
							-
<b>Total 18 Maintenance NPV (APO 2021-22)</b>	<b>14,99,411.00</b>	<b>29,24,288.00</b>	<b>47,15,831.00</b>	<b>52,38,619.00</b>	<b>30,52,454.00</b>	<b>71,74,304.00</b>	<b>2,46,04,907.00</b>
							-
<b>Total NPV Expenditure (APO 2021-22)</b>	<b>1,12,82,055.00</b>	<b>3,58,14,047.00</b>	<b>2,66,93,663.00</b>	<b>52,38,619.00</b>	<b>5,19,43,216.00</b>	<b>6,60,46,636.00</b>	<b>19,70,18,236.00</b>
Total NPV Minor Works (APO 2020-21 & 2021-22)	97,82,644.00	3,36,18,827.00	2,68,41,832.00	-	4,88,90,762.00	5,88,72,332.00	17,80,06,397.00
Total NPV Maintenance Works (APO 2020-21 & 2021-22)	14,99,411.00	35,96,911.00	47,15,831.00	52,38,619.00	30,52,454.00	71,74,304.00	2,52,77,530.00
<b>Total NPV Expenditure (APO 2020-21 &amp; 2021-22)</b>	<b>1,12,82,055.00</b>	<b>3,72,15,738.00</b>	<b>3,15,57,663.00</b>	<b>52,38,619.00</b>	<b>5,19,43,216.00</b>	<b>6,60,46,636.00</b>	<b>20,32,83,927.00</b>
Less: Cheque Issued in 2020-21 But Not Presented for Payment				-	-		-
Less: Refund of Advance Payment (Without work execution)							-
<b>Total NPV Expenditure</b>	<b>1,12,82,055.00</b>	<b>3,72,15,738.00</b>	<b>3,15,57,663.00</b>	<b>52,38,619.00</b>	<b>5,19,43,216.00</b>	<b>6,60,46,636.00</b>	<b>20,32,83,927.00</b>




## Annexure-3


Particular	DWLO				Total	
	23	24	25	26		
	DWLO Panchkula	DWLO Rohtak	DWLO Gurugram	DWLO Hisar		
<b>APO 2020-21</b>						
1	Construction of Residence for Inspector Wildlife, Jind	-	-	-	5,91,915.00	5,91,915.00
2	Construction of Sub Inspector Wildlife office at Chinkara Breeding Centre Kairu, Bhiwani	-	-	-	5,10,836.00	5,10,836.00
3	Construction of Water Pond 2 Nos Sirsa	-	-	-	3,90,578.00	3,90,578.00
4	Construction of Water Pond 2 Nos Jind	-	-	-	2,23,825.00	2,23,825.00
<b>APO 2021-22</b>						
1	Construction Of Cause Way On Jeepable Road 3 No. At KNP & WLS	8,93,840.00	-	-	-	8,93,840.00
2	Construction Of Crate Wire Structure 12 No. At Khol Hai Raitan WLS	15,61,076.00	-	-	-	15,61,076.00
3	Construction Of Guard Hut 1 No. At Golden Jublee Bharam Sarovar Community Reserve Thana	10,00,991.00	-	-	-	10,00,991.00
4	Eco System Stability By Introduction Of Fish Seed As Well As Fish Fingerlings At Golden Jublee Bharam Sarovar Community Reserve Thana	10,00,000.00	-	-	-	10,00,000.00
5	Habitat Improvement For Turtles Such As Creation Of Sand Mounds, Aquatic Management Such As To Remove Harmful Extra Weeds Such As Water Hyacinth And Adding Of Useful Extra Aquatic Vegetation At Golden Jublee Bharam Sarovar Community Reserve Thana	8,74,843.00	-	-	-	8,74,843.00
6	Publicity Sign Boards, Brochures, Booklets And Other Awareness Activites	1,99,467.00	-	-	-	1,99,467.00
7	Installation Of Solar System At Rohtak Panipat & Bhindawas	-	3,08,800.00	-	-	3,08,800.00
8	Installation Of CCTV Camersa Inside The Bhindawas WLS	-	1,76,717.00	-	-	1,76,717.00
9	Purchase Of Telescope Binoculars With High Resolution Camres And Lens	-	2,49,400.00	-	-	2,49,400.00
10	Publicity Sign Boards, Brochurs, Education Camp And Other Awareness Activites	-	4,99,996.00	-	-	4,99,996.00




Particular	DWLO				Total
	23	24	25	26	
	DWLO Panchkula	DWLO Rohtak	DWLO Gurugram	DWLO Hisar	
11 Construction Of IWL Residence At Bhindawas	-	11,17,854.00	-	-	11,17,854.00
12 Construction of Water Pond-3 No @ 2.50 Lakh (WLS NAHAR) = 7.50 lacs	-	-	7,40,208.00	-	7,40,208.00
13 Fixing of PVC Pipe Line for water supply approx 1500 mtr.(WLS NAHAR)= 3.00 Lacs	-	-	2,87,508.00	-	2,87,508.00
14 Preparation of Sandy Mound-6 No (WLS NAHAR) = 4.50 Lacs	-	-	4,42,749.00	-	4,42,749.00
15 Removal of mesquet (WLS NAHAR) = 6.00 Lacs	-	-	5,97,933.00	-	5,97,933.00
16 Development of Grass Land (WLS NAHAR) = 5.00 lacs	-	-	4,68,291.00	-	4,68,291.00
17 Construction of Store @ 10.00 Lakh = 10.00 lacs  Construction of Garage at Gurugram side by DWLO Gurugram Office instead of WLS Nahar. Please give deviation (WLS NAHAR) = 10.00 lacs	-	-	19,37,101.00	-	19,37,101.00
18 Clearance of fire lines & maintenance (WLS NAHAR) = 5.00 lacs	-	-	4,77,043.00	-	4,77,043.00
19 Development of Foder Plot-2 No (WLS NAHAR) = 2.00 lacs	-	-	1,95,922.00	-	1,95,922.00
20 Fencing of Path Iron on Jali & Painting in Nahar WLS Nahar & SNP = 8.00 lacs	-	-	8,06,584.00	-	8,06,584.00
21 Creation of New Lawn in Campus (WLS NAHAR) = 2.00 lacs	-	-	1,33,677.00	-	1,33,677.00
22 Weed removal ( Congress grass) from Protection center in 10 Acre (WLS NAHAR) = 5.00 lacs	-	-	4,84,725.00	-	4,84,725.00
23 Plantation of Fruit Plant Species (WLS NAHAR) = 15.00 lacs	-	-	14,51,296.00	-	14,51,296.00
24 Construction of Boundary Wall with fencing in 2nd part 3600 R mtr (WLS NAHAR) = 40.00 lacs	-	-	39,71,136.00	-	39,71,136.00
25 Interlocking tiles path main gate to SIWL office & Protection Center at WLS nahar = 3.00 lacs	-	-	2,78,329.00	-	2,78,329.00
26 Construction of Interlocking tiles path & around residential area with colony gate & white wash (SNP) = 7.00 lacs	-	-	4,51,086.00	-	4,51,086.00
27 Construction of Inspector Wild Life Office (SNP) = 30.00 lacs	-	-	30,06,126.00	-	30,06,126.00
28 Construction of Garage - 1 No (SNP) = 10.00 lacs	-	-	9,98,591.00	-	9,98,591.00



Particular	DWLO				Total
	23	24	25	26	
	DWLO Panchkula	DWLO Rohtak	DWLO Gurugram	DWLO Hisar	
29 Construction of Guard Hut at Gurugram (Gurugram-SNP) = 10.00 lacs	-	-	10,58,520.00	-	10,58,520.00
30 Construction of temporay treatment and Isolation Center (SNP) = 8.00 lacs	-	-	7,95,662.00	-	7,95,662.00
31 Devlopment of Fooder Plot in Aravali Areas in Bhandhwari Jungle, Behrampur, Damdama Jungle, Chahlkhan Sohna Jungle, Jhir Jungle & Dispersal of Seeds (Sohna Aravali Areas) = 20.00 lacs	-	-	19,54,707.00	-	19,54,707.00
32 Construction of temporay treatment Center at Sohna (Sohna Aravali Areas) = 10.00 lacs	-	-	9,96,776.00	-	9,96,776.00
33 Construction of Water Pond (Kacha/Paka) in Sohna Jungle, Taure Jungle, Nuh Jungle, Mandawar Jungle & Jhir Jungle-6 No @ 2.50 Lakh (Sohna Aravali Areas) = 15.00 lacs	-	-	14,82,561.00	-	14,82,561.00
34 Interlocking tiles inspection path inside the fencing 2470 runing meter (P&CBC Jhabua) = 30.00 lacs	-	-	29,89,805.00	-	29,89,805.00
35 Removal of mesquet & other weeds from 40 Acre (P&CBC Jhabua) = 7.00 lacs	-	-	6,92,618.00	-	6,92,618.00
36 Construction of Inspector Wild Life Residence (Faridabad) = 15.00 lacs	-	-	18,35,817.00	-	18,35,817.00
37 Construction of Water Pond at Pali, Anagpur, Manger Jungle-3 No @ 2.50 Lakh (Faridabad) = 7.50 lacs	-	-	7,40,208.00	-	7,40,208.00
38 Interlocking tiles path in Treatment Center Faridabad (Faridabad) = 2.00 lacs	-	-	1,84,896.00	-	1,84,896.00
39 Construction of Garage cum store (Mohindergarh) = 10.00 lacs	-	-	10,02,506.00	-	10,02,506.00
40 Awarness Camp-15 No in entire division @ 50,000/- each (Entire Division) = 7.50 lacs	-	-	7,45,167.00	-	7,45,167.00
41 Monowritting Slogans Sculpture on walls for wildlife awareness in entire division. (Entire Division) = 12.00 lacs	-	-	11,94,034.00	-	11,94,034.00
42 Farmer & Student Awarness Camp Hisar Division	-	-	-	10,00,000.00	10,00,000.00
43 Fixing of interlocking tile on path from main road to IWL office Jind	-	-	-	12,03,323.00	12,03,323.00




Particular	DWLO				Total
	23	24	25	26	
	DWLO Panchkula	DWLO Rohtak	DWLO Gurugram	DWLO Hisar	
44 Construction of Water Channel at Bir Bara Ban Jind	-	-	-	13,07,736.00	13,07,736.00
45 Construction of Feeding Plateform for Birds in Hisar Division 12 No.	-	-	-	8,37,702.00	8,37,702.00
<b>Total Wildlife Activity</b>	<b>55,30,217.00</b>	<b>23,52,767.00</b>	<b>3,24,01,582.00</b>	<b>60,65,915.00</b>	<b>4,63,50,481.00</b>



## Annexure-4

Particular		27
		DFO Research Pinjore
1	Santalum album (Indian Sandalwood)	99,349.00
2	Conservation planting of Cordia gharaf (Goondni)	2,33,702.00
3	Director, FRI Dehradun submitted proposal to spare land for introduction of following forest trees species for tree improvement in Haryana. <b>Melia dubia Roxb Gmelina arborea Roxb Azadirachta indica Casuarina</b>	4,76,455.00
4	Introduction of New poplar Clones at Manakpur & Sekhpura	7,23,042.00
5	Maintence of CSO's	6,81,406.00
6	Maintence of ongoing Research Plots	4,77,941.00
7	Construction of New Toilet ( Atatched ) in C type Houses	8,92,075.00
8	Construction of Boundery Pillar and Fencing work at forest complex, Pinjore.	1,60,416.00
<b>Total</b>		<b>37,44,386.00</b>

Particular		28
		DFO Seed Pinjore
<b>APO 2020-21</b>		
1	Establishment Of 10 No.Mist Chamber Includng Hardening	70,23,910.00
<b>APO 2021-22</b>		
1	Collection Of Various Speceis Seeds	59,99,342.00
2	Construction Of Range Office Building Of Seed Range Karnal	15,59,256.00
3	Construction Of Range Office Building Of Seed Range Pinjore	12,97,795.00
4	Construction Of Residence Office Building Of Seed Range Hisar	6,334.00
5	Raising Of 10 Acre CMA At Seonthei @ 2,20,000/- Per Acre	21,99,892.00
6	Raising Of 10 Acre CSO of shisham at Meerpur @2,20,000/- per Acre	5,13,950.00
7	Raising Of 10 Acre CSO of shisham at Bithmara @2,20,000/- per Acre	4,32,298.00
8	Maintenance of Total 23 Acre CMA @1,20,000/- per acre	25,95,685.00
9	Maintenance of 5 acre shisham at Meerpur @ 1,20,000/- Per Acre	5,98,791.00
<b>Total</b>		<b>2,22,27,253.00</b>




Particular		29
		DFO Training Pinjore
1	District Level Workshops of SHGs (1Day) 10 Nos	10,00,000.00
2	Skill Upgradation Training (1 Day)	7,00,000.00
3	Mareketing Facilitation 3 Nos	1,50,000.00
4	Renovation of Library 1 Nos	6,08,431.00
5	Renovation of Auditorium 1 Nos	15,39,258.00
<b>Total</b>		<b>39,97,689.00</b>

Particular		30
		DFO Training Sohna
	Expenditure	-
<b>Total</b>		-

Particular		31
		D.F.O.C.F.P Kurukshetra
	Expenditure	-
<b>Total</b>		-

Particular		32
		DFO IT Panchkula
	Expenditure	79,80,248.00
<b>Total</b>		<b>79,80,248.00</b>



Particular		33
		CF Publicity & Education Panchkula
1	Nature exposure and education visit for school children, farmers, SHG	9,16,382.00
2	Distt. Level workshop cum training camps of Farmers/ Villagers/ Panchayats/ School/ Children/SHGs	24,89,680.00
3	Publicity Material:- Sound systems, Electronics, Venyle Board, banner, Poster, Sticker, Pamphlets & other material.	19,93,487.00
4	Wall painting regarding importance of environment and wildliife.	19,98,782.00
5	DVD Photography and other misc. work.	14,98,156.00
6	Making doucumentary film (20 to25 min. 1 No.	2,65,500.00
7	Nature exposure and education visit for school children, farmers, SHG	49,40,546.00
8	Nukkar Natak Programe	6,95,800.00
9	Quiz/Painting Competition on forest environment and wildlife protection.	12,39,661.00
<b>Total</b>		<b>1,60,37,994.00</b>
<b>Grand Total Research &amp; Development Activities</b>		<b>5,39,87,570.00</b>

