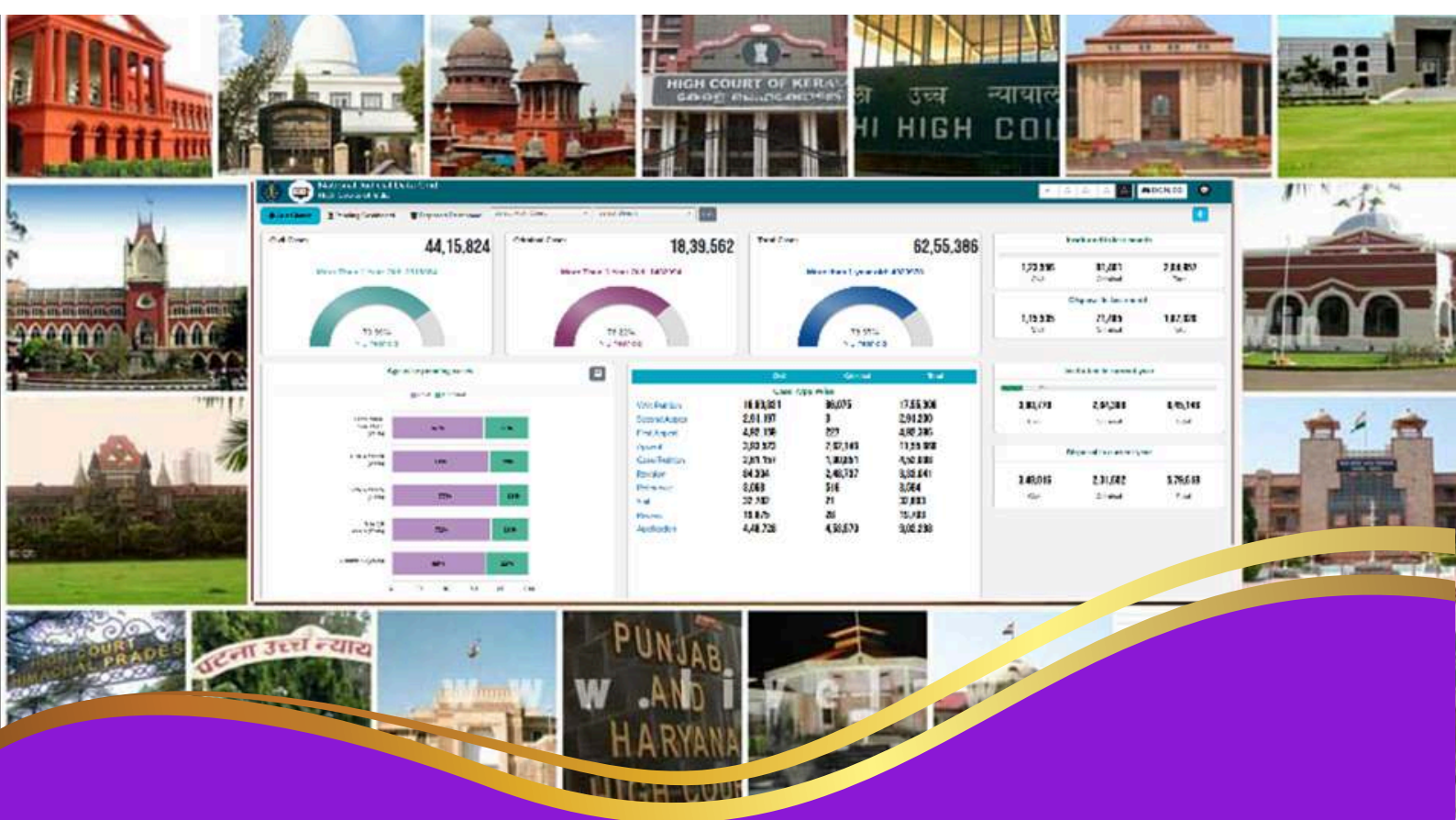


HIGH COURTS OF INDIA NATIONAL JUDICIAL DATA GRID (NJDG-HC)

A Tool for Effective Court & Case Management



Circulated by
eCommittee, Supreme Court of India

High Courts of India

National Judicial Data Grid

(NJDG-HC)

A Tool for Effective Court & Case Management



Circulated by

eCommittee, Supreme Court of India

High Courts of India

National Judicial Data Grid

(NJDG-HC)

A Tool for Effective Court & Case Management

Circulated by

eCommittee, Supreme Court of India

Authored by -

Ms. R. Arulmozhiselvi

OSD(Registrar)/Training Cell

& Member (Human Resources),

eCommittee, Supreme Court of India

Assisted by -

Mr. Bharat

Law Clerk Cum Research Associate

eCommittee, Supreme Court of India

First Edition: May, 2025

DISCLAIMER

This reference material circulated by the eCommittee is meant solely for study and training purposes. References made are indicative and may not be used for any official or judicial reference.



SANJIV KHANNA
CHIEF JUSTICE OF INDIA

Foreword

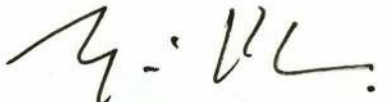
Today, the Indian judiciary is at a pivotal juncture, actively embracing technological advancements to enhance its foundational principles of accessibility, efficiency, and transparency. The eCourts Project, a visionary initiative headed by the eCommittee of the Supreme Court of India, remains steadfast in its commitment to digitally transform the judicial landscape and streamline the administration of justice.

A significant stride in this transformative journey is the establishment of the National Judicial Data Grid. This comprehensive digital infrastructure serves as a central repository by capturing and providing near-real-time data on the lifecycle of cases within the court complexes across India, from their institution to their final disposal. The NJDG is more than just a database, it is a powerful tool designed to empower all stakeholders within and connected to the justice delivery system.


This User Manual for Court and Case Management Through National Judicial Data Grid is a timely and essential guide that aims to unlock the full potential of this significant digital asset. It provides users with clear, step-by-step instructions on how to access and effectively utilize the NJDG portal. The manual meticulously details navigation through the portal's various sections, offering insights into interpreting key statistical data points such as case filings, pendency rate, and disposal metrics. The manual effectively highlights the various dashboards available, such as the Alerts Dashboard providing quick statistics, the Pending Dashboard offering detailed breakdowns of pending cases, and the Disposed Dashboard presenting information on disposed cases. The inclusion of screenshots and explanations on navigating through this wealth of information makes the manual a practical guide.

This manual is an invaluable tool that will undoubtedly facilitate the widespread and effective utilization of the NJDG. It is my firm belief that the NJDG, coupled with this insightful manual, will significantly contribute to our ongoing efforts to enhance the efficiency, transparency, and accessibility of justice delivery. And thereby fortifying public trust in the judiciary and upholding the rule of law.

**New Delhi;
May 13, 2025.**



(Sanjiv Khanna)



11th May, 2025

Foreword

The march of technology has brought with it a profound promise—one that extends far beyond convenience or speed, reaching into the very heart of how justice is delivered. In our time, we are privileged to witness a historic transformation: the infusion of digital intelligence into the fabric of judicial governance. The *eCourts Project*, spearheaded by the *e-Committee of the Supreme Court of India* under the leadership of the Hon'ble Chief Justice of India, stands as a visionary endeavour, reimagining the administration of justice to be more **transparent, accessible, and efficient**.

Central to this transformation is the **National Judicial Data Grid (NJDG)**—a digital platform that brings transparency, efficiency, and data-driven governance to over **18,000 courts** across India. Integrating real-time data from **District Courts, High Courts, and the Supreme Court**, the NJDG enables access to dynamic case statistics on pendency, disposals, and filings. Developed in phases—DC NJDG (2015), HC NJDG (2020), and SC NJDG (2023)—it empowers judges, lawyers, court staff, researchers, and policymakers with insights to improve performance, reduce pendency, and plan meaningful reforms. By making judicial data publicly accessible, the NJDG strengthens accountability and enhances public confidence in the judicial system.

With a single click, users can access a range of information, easily correlate data, and conduct detailed analysis, leading to informed decision-making. This simplifies strategy development, risk assessment, and enhances the efficiency of legal processes.

The **User Manual for Court and Case Management through NJDG** is a crucial instrument in making this transformative platform widely usable. It is more than a guide—it is a bridge between technology and its users. Designed with care, the manual combines **clear, accessible language** with **visual aids, charts, tables, and dashboards** that simplify the navigation of complex datasets. The structured layout walks the reader through each feature methodically, ensuring that judges, court staff, lawyers, and researchers can make full use of the platform's analytical capabilities.

What makes the manual particularly commendable is its **emphasis on data literacy and scientific temper**. In presenting raw statistics not merely as numbers, but as meaningful indicators of systemic performance, it invites the judiciary and legal ecosystem to engage critically with data—detecting patterns, diagnosing delays, and envisioning solutions grounded in evidence. In doing so, it reflects a growing shift in legal administration: from anecdotal impressions to empirical insight, from reactive systems to proactive planning.

This manual is a timely and thoughtful contribution to the broader project of judicial reform. It invites every stakeholder to participate in shaping a justice system that is not only modern in its tools, but also rigorous in its methods and inclusive in its reach.

I congratulate the authors and the team behind this effort. May this guide serve not just as a manual of use, but as a handbook for innovation and institutional introspection.


[K.V. VISWANATHAN]

R. Arulmozhiselvi

OSD (Registrar)

Training Cell

*Member (Human Resources), eCommittee
Supreme Court of India*



801, Administrative Building Complex

Supreme Court Of India

New Delhi-110 001

Phone No.: 011-23112526

email: osd.trainingcell@sci.nic.in

hr-ecommittee@aij.gov.in

PREFACE

It is with immense pleasure that I present this User Manual for Court and Case Management Through National Judicial Data Grid (NJDG). This manual is an endeavor to provide a comprehensive guide for navigating and effectively utilizing the National Judicial Data Grid, a pivotal digital initiative under the eCourts Project of the eCommittee, Supreme Court of India.

The National Judicial Data Grid (NJDG) is a monumental achievement within the eCourts Project, representing a significant leap towards achieving these goals. It functions as a centralized, comprehensive repository that captures and presents near real-time data from over 18,000 Courts. This vast dataset encompasses critical information regarding case institutions, their current pendency status, and their eventual disposal.

This User Manual has been meticulously prepared to recognize the transformative potential of the NJDG and the importance of equipping all stakeholders with the necessary knowledge to fully utilize it. My objective in compiling this manual is to provide a clear, user-friendly, and comprehensive guide that serves as an indispensable companion for anyone interacting with the NJDG portal. It is designed to cater to a diverse audience, including judges, lawyers, researchers, academics, students, litigants, the general public, court administration staff, and policymakers.

The manual is structured to guide users through every aspect of accessing and utilizing the NJDG. It begins by explaining what the NJDG is and its pivotal role in promoting transparency and accountability. Detailed instructions are provided on how to access the portal through various convenient channels. A significant portion of the manual is dedicated to explaining the content and functionality of the key dashboards:

R. Arulmozhiselvi

OSD (Registrar)

Training Cell

**Member (Human Resources), eCommittee
Supreme Court of India**



801, Administrative Building Complex

Supreme Court Of India

New Delhi-110 001

Phone No.: 011-23112526

email : osd.trainingcell@sci.nic.in

hr-ecommittee@aij.gov.in

- **The 'Alerts' tab:** Offering a quick overview of key statistics like total cases, pending cases, and disposed cases, along with details on court complexes and age-wise pending cases.
- **The 'Pending Dashboard':** Providing in-depth analysis of pending cases categorized by type, age, and stage of proceedings, along with a comparison of institutionalization versus disposal rates.
- **The 'Disposed Dashboard':** Presenting comprehensive data on cases that have been concluded, including analysis by case type, nature of disposal, and the time taken for disposition.

The manual also provides detailed explanations of how to navigate these dashboards, filter information, interpret the data presented in charts and tables, and access underlying detailed case lists through hyperlinks. It also includes guidance on generating reports in various formats such as PDF, Excel (.xls), and CSV.

It is my earnest hope that this User Manual for Court and Case Management Through National Judicial Data Grid (NJDG) will serve as an accessible and effective resource for all users. This manual aims to contribute significantly to the ongoing efforts to enhance the efficiency, transparency, and accessibility of the by facilitating a deeper understanding and more effective utilization of the NJDG and ultimately strengthening the delivery of justice for every citizen.

New Delhi

07.05.2025

R. Arulmozhiselvi
7/5/2025

R. Arulmozhiselvi,

**OSD(Registrar)/Training Cell
& Member (Human Resources),
eCommittee, Supreme Court of India**

Table Of Contents




Table Of Contents.....	1
1. Introduction.....	2
2. High Courts of India National Judicial Data Grid (NJDG-HC).....	5
3. High Courts of India National Judicial Data Grid Access.....	7
3.1. Through the NJDG webpage:.....	7
3.2. Through the High Courts website link:.....	8
3.3 Through the eCommittee website link:.....	8
3.4. Through the E-Courts services website:.....	10
4. High Courts of India National Judicial Data Grid.....	11
5. High Courts of India National Judicial Data Grid - Main Tabs.....	12
6. High Courts of India National Judicial Data Grid - Select High Court/Bench.....	13
6.1 Select High Court.....	13
6.2 Select Bench.....	15
7. At a Glance.....	16
7.1 Cases pending before the High Courts.....	17
7.2 Cases instituted and disposed in last month.....	17
7.3 Cases instituted and disposed in the current year.....	18
7.4 Age wise pending cases.....	19
7.5 Case Type Wise.....	21
8. Pending Dashboard.....	23
8.1 Type of Cases.....	23
8.1.1 Tabular Format of Pending Civil/Criminal Case.....	25
8.1.2 Drill Down of Single Category of Pending Cases.....	26
8.2 Age Wise Graphical Representation.....	27
8.2.1 Bar Chart of Age Wise Pendancy.....	27
8.2.2 Tabular Format of Age Wise Pendancy.....	28
8.3 Stage Wise Graphical Representation.....	29
8.3.1 Tabular Format of Stage Wise Pendancy.....	30
8.4 Institutional Vs Disposal Comparison Chart.....	31
8.4.1 Particular Year - Monthwise Institutional Vs Disposal Data.....	32

8.4.2 Institutional Vs Disposal Comparison Table.....	32
9. Disposed Dashboard.....	34
9.1 Type of Cases.....	35
9.1.1 Tabular Format of Disposed Case.....	36
9.1.2 Pie Chart Format of Disposed Case.....	37
9.2 Age Wise Disposed Cases Graph.....	39
9.2.1 Bar Chart of Age Wise Disposal.....	39
9.2.2 Tabular Format of Age Wise Pendency.....	40
9.3 Nature of Disposal Bar Graph.....	42
9.3.1 Tabular Format of Nature of Disposal.....	42
9.4 Time Taken in Disposition Bar Chart.....	44
9.4.1 Tabular Format of Time to Disposition Bar Chart.....	44
10. Finding Detailed Case Lists in NJDG-HC.....	46
11. Settings.....	48
12. NJDG Report Format.....	49
11.1. Export to .pdf.....	49
11.2. Export to .xls.....	50
11.3. Export to .csv.....	50
11. Benefits of the NJDG-HC.....	51
11.1 For Judges.....	51
11.2 For Lawyers.....	52
11.3 For Researchers, Academics and Students:.....	52
11.4 For Litigants.....	52
11.5 For General Public.....	53
11.6 For Court Administration/Staff.....	53
11.7 For Policymakers.....	53
High Courts of India National Judicial Data Grid (NJDG-HC) - Access Link.....	54

1. Introduction

The **National Judicial Data Grid (NJDJ)** stands as a pivotal digital infrastructure within the Indian judicial system. It functions as a comprehensive database encompassing orders, judgments and detailed case information from over 18,000 courts, including District Courts, High Courts and even the Supreme Court. This initiative provides a centralized repository of judicial data that is updated in near real-time. It was launched under the auspices of the eCourts Project and it serves as a centralized repository of case information, fostering transparency, accountability and data-driven decision-making.

National Judicial Data Grid (NJDJ) is the database where our entire judicial case data are stored under the three heads:

District Court's National Judicial Data Grid (NJDG-DC)	High Court's National Judicial Data Grid (NJDG-HC)	Supreme Court of India National Judicial Data Grid (NJDG-SC)
 National Judicial Data Grid District Court of India	 National Judicial Data Grid High Courts of India	 National Judicial Data Grid Supreme Court of India

The National Judicial Data Grid was inaugurated for public access on 19 September 2015 by Hon'ble Mr Justice Madan B. Lokur, then Judge in charge of eCommittee Supreme Court of India. NJDG for High Courts was launched by the learned Attorney General of India, Shri. K. K. Venugopal in the august presence of Hon'ble Dr Justice Dhananjaya Y Chandrachud, Judge, Supreme Court of India & Chairperson of eCommittee at a virtual meeting held on 3 July 2020. NJDG for the Supreme Court was opened to the public on 14.09.2023 by Hon'ble Chief Justice of India DY Chandrachud.

NJDG data is available in real-time. These statistics are updated every day by the respective Courts across the country through the Case Information System (CIS). NJDG got the stamp of

the World Bank and moved India 20 ranks forward in the ranking of countries under ease of doing business.¹

This manual serves as a comprehensive guide to the High Court National Judicial Data Grid (NJDG-HC). It is tailored to assist a diverse audience, including judges, lawyers, researchers, and the general public, in understanding and effectively utilizing the NJDG-HC. The manual covers the essentials, starting with an overview of what the NJDG-HC is, its purpose, and its critical role in promoting transparency, efficiency and accountability within the Indian judicial system. It includes detailed, step-by-step instructions on how to access the portal, navigate its features and interpret key data points such as case filings, pendency, and disposals. Users will find guidance on filtering and analyzing information by categories like case type or bench size, supported by practical examples and screenshots to enhance comprehension. Additionally, the manual offers best practices for generating reports and leveraging the platform for research or case management. Ultimately, this guide aims to empower users to fully harness the NJDG-HC's capabilities, contributing to a more informed and engaged society while supporting the judiciary's commitment to openness and transparency.

High Court NJDG: As on 30 April 2025, High Court NJDG has details of Pending Cases: Civil Cases (44,34,954); Criminal Cases (18,63,618); Total Cases (62,98,572).

¹ A World Bank Group Flagship Report, *Doing Business 2018*, doingbusiness, available at: <https://www.doingbusiness.org/content/dam/doingBusiness/media/Annual-Reports/English/DB2018-Full-Report.pdf> (Page No. 192).

2. High Courts of India National Judicial Data Grid (NJDG-HC)



On 03.07.2020, NJDG for High Courts was launched by the learned Attorney General of India, Shri. K. K. Venugopal in the august presence of Hon'ble Dr Justice Dhananjaya Y Chandrachud, Judge, Supreme Court of India & Chairperson of eCommittee at a virtual meeting. Developed by the National Informatics Centre (NIC), the NJDG portal features an interactive interface and analytics dashboard. The database is periodically updated to ensure accuracy and timeliness.

The High Court National Judicial Data Grid (NJDG-HC) is like a big national database. It has information about all the cases that have been started, are still ongoing, and have been finished in all the High Courts across India. With just one click, anyone can see details and numbers about these cases. This includes what kind of cases they are, when they were started, when they were finished, and how many are still waiting to be decided. The user can also see a year-by-year breakdown of cases in different High Courts of India.

The NJDG-HC portal offers immense potential for high-quality research and is easily accessible to the public. The NJDG-HC's real-time updates ensure that the information is always current, making it a vital tool for judicial oversight. Judges can use it to monitor caseloads and prioritize hearings, while court staff can streamline administrative tasks. For the legal community and litigants, the portal eliminates guesswork by providing instant access to case statuses and hearing schedules. Beyond the courtroom, it serves as a treasure trove for researchers and policymakers, offering raw data to analyze judicial efficiency, identify trends, and propose reforms.

Query builder tool can be used to generate the customisable report as required by the Supreme Court, High Courts and District Courts.

Types of Reports: One can generate reports agewise, stagewise, case type-wise list, orders not uploaded list, undated cases list of every District, Taluk, High Court wise, Judgewise etc. Example: List of particular case types which are 20/30/40 years old from all District Courts; List of cases pending in District Courts which are stayed by High Court, Supreme Court; List of appeals pending with percentage of more than 5-year-old appeals; which court has the most number of appeals; List of the officers who have disposed of the Highest cases/Lowest cases; total number of Writ Petitions, First Appeals, Revisions, etc, can be easily known through the dashboard. All this at a click of the mouse which can be used by the Administrative Judges for further planning and instructions for reducing pendency and for effective Court and Case Management at the District and High Court level.

	Civil	Criminal	Total
Case Type Wise			
Writ Petition	16,69,831	86,075	17,55,906
Second Appeal	2,91,197	3	2,91,200
First Appeal	4,92,159	227	4,92,386
Appeal	3,93,523	7,62,146	11,55,669
Case/Petition	2,61,157	1,90,851	4,52,008
Revision	84,304	2,48,737	3,33,041
Reference	3,068	516	3,584
Suit	32,782	21	32,803
Review	19,675	28	19,703
Application	4,48,728	4,53,570	9,02,298

3. High Courts of India National Judicial Data Grid Access

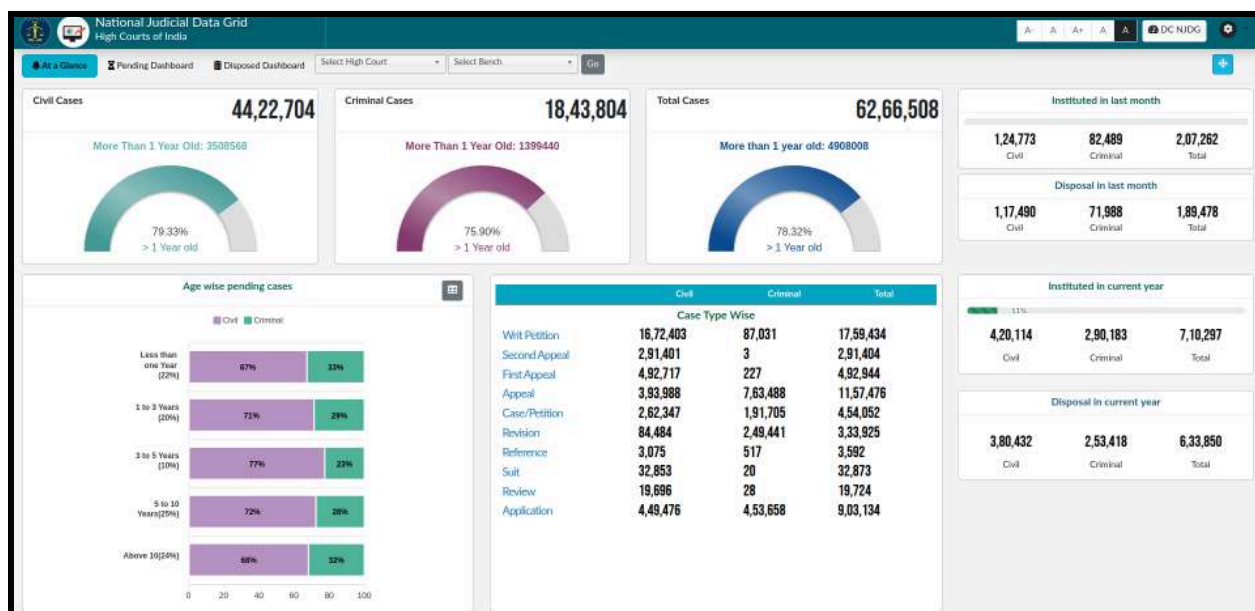
3.1. Through the NJDG webpage:



The High Courts of India National Judicial Data Grid can be accessed directly through the NJDG webpage. A simple Google search of the word “NJDG” will take you to the NJDG web page, then you have to click on NJDG-HC at the top right corner.

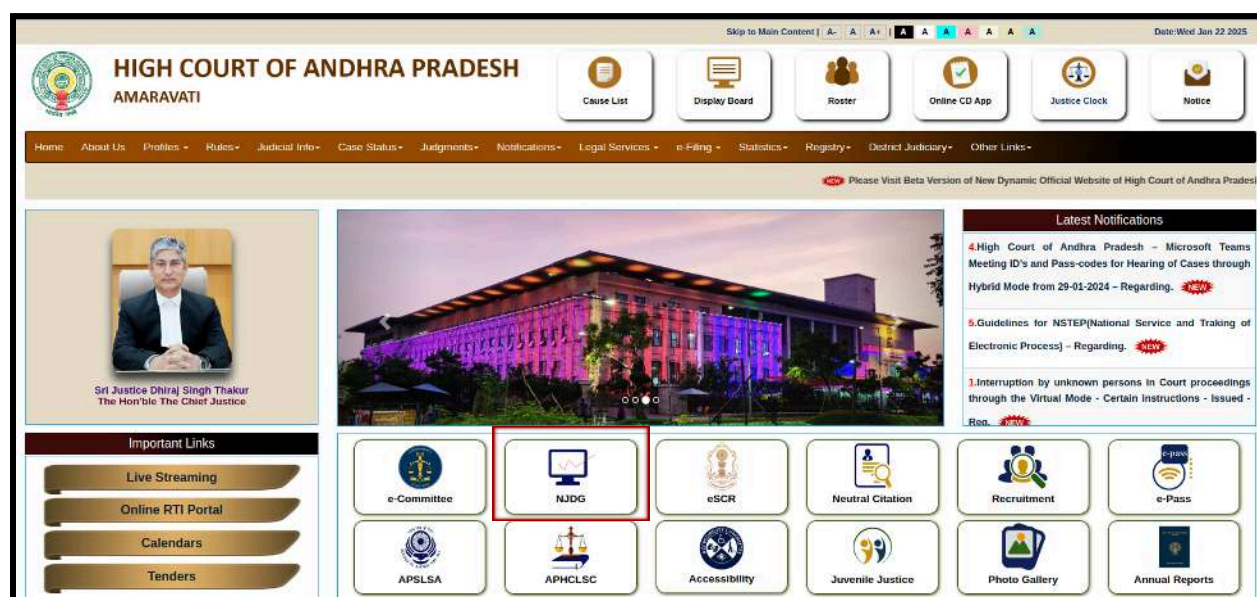


In addition to that, High Courts of India National Judicial Data Grid can also be accessed by the following link: https://njdg.ecourts.gov.in/hcnjdg_v2/?app_token=.



3.2. Through the High Courts website link:

The High Courts of India National Judicial Data Grid portal can also be accessed directly from the websites of different High Courts. Each High Court's website features a dedicated "NJDG" tab on its homepage, providing a direct link to the NJDG.



3.3 Through the eCommittee website link:

NJDG can also be accessed through the eCommittee website (<https://ecommitteesci.gov.in/>). NJDG is provided under the tab of “Citizen’s Corner”

on the eCommittee’s website.



इ-कमिटी, उच्चतम न्यायालय, भारत | E-COMMITTEE, SUPREME COURT OF INDIA

इ-कमिटी, उच्चतम न्यायालय, भारत
e-Committee, Supreme Court of India
Information and Communication Technology in Indian Judiciary

Home About e-Committee Citizen's Corner Documents Media High Courts District Judiciary Judges Login

Home > Citizen's Corner > Citizen Centric Services

Citizen Centric Services

VIRTUAL COURTS
Virtual Courts is a concept, aimed at eliminating the presence...

ECOURTS FEE PAYMENT
Service enabling online payment of court fee, fine, penalty and...

NATIONAL JUDICIAL DATA GRID
NJDG, a flagship project implemented under the aegis of the...

HIGH COURT SERVICES
A central repository of information and data pertaining to High...

ECOURTS SERVICES PORTAL

ECOURTS SERVICES MOBILE

TOUCH SCREEN KIOSKS

To access the NJDG on the eCommittee's website, one should proceed in the following order on the website:

Citizen Corner ➔ Citizen Centric Services ➔ NJDG

In addition to that, one can also access NJDG through the eCommittee's website by using the following link: <https://ecommitteesci.gov.in/service/national-judicial-data-grid/>

The screenshot shows the official website of the e-Committee, Supreme Court of India. The header includes the logo of the Supreme Court and the text "e-Committee, Supreme Court of India" and "Information and Communication Technology in Indian Judiciary". The navigation bar includes links to Home, About e-Committee, Citizen's Corner, Documents, Media, High Courts, District Judiciary, and Judges Login. The main content area is titled "NATIONAL JUDICIAL DATA GRID" and describes the NJDG as a flagship project implemented under the aegis of the eCourts project. It mentions that the portal is a national repository of data relating to cases pending and disposed of in all district and taluka courts of the country. The portal has been developed around the concept of elastic search technology enabling efficient case management and monitoring of cases leading to effective disposal of cases. Data uploaded and collated on the portal can be accessed and analysed:-

- Category wise
- Year-wise
- State-wise
- Month-wise disposal of cases across institutions
- Across the original/apellate/execution stages of a litigation
- Reasons for delay

NJDG gives the consolidated figures of cases instituted, disposed and the pendency of cases in all courts across the country. These statistics are updated every day by respective courts. The website shows the number of cases filed as well as cases pending. The visitor can access information down to a particular case. The pending cases divided between civil and criminal jurisdictions can be further segregated into age-wise categories such as ten years old cases, between 5 to 10 years old cases etc. The pendency data at the national state and district levels are open and in the public domain.

Below the text, there is a list of links:

- National Judicial Data Grid (Supreme Courts of India)
- National Judicial Data Grid (High Courts of India)
- National Judicial Data Grid (District and Taluka Courts of India)
- Manual on "Court and Case Management through NJDG"

To the right of the text, there is a dashboard showing various statistics and charts, including a bar chart for "Cases Disposed" and a line chart for "Cases Pending".

3.4. Through the E-Courts services website:

High Courts of India National Judicial Data Grid can also be accessed through the E-Courts services website (https://services.ecourts.gov.in/ecourtindia_v6/). One can click on the “NJDG” tab, which is made available on the top panel of the website, and it will take them directly to the NJDG webpage.

The screenshot shows the ECOURTS SERVICES website. The header includes the logo of the Supreme Court and the text "ECOURTS SERVICES" and "District and Taluka Courts of India". The navigation bar includes links to Home, e-Committee, Supreme Court, High Courts, District Courts, NJDG, and Contact Us. The main content area is titled "Search by CNR number" and includes a search form with a text input field for "Enter 16 digit CNR number", a "Search" button, and a "Reset" button. Below the search form, there is a "How to" section with four steps:

1. Click here to view help video
2. Enter the 16 digit alphanumeric CNR Number without any hyphen or space
3. Click Search button to view current status and history of the case
4. If you don't know the CNR number of the case, click on the Case Status icon on the left menu to search the case with other options like case registration number, party name, advocate name etc.

The left sidebar contains a "Search Menu" with icons for CNR Number, Case Status, Court Orders, Cause List, and Caseat Search.

High Courts of India National Judicial Data Grid (NJDG-HC)


A Tool for Effective Court & Case Management

4. High Courts of India National Judicial Data Grid

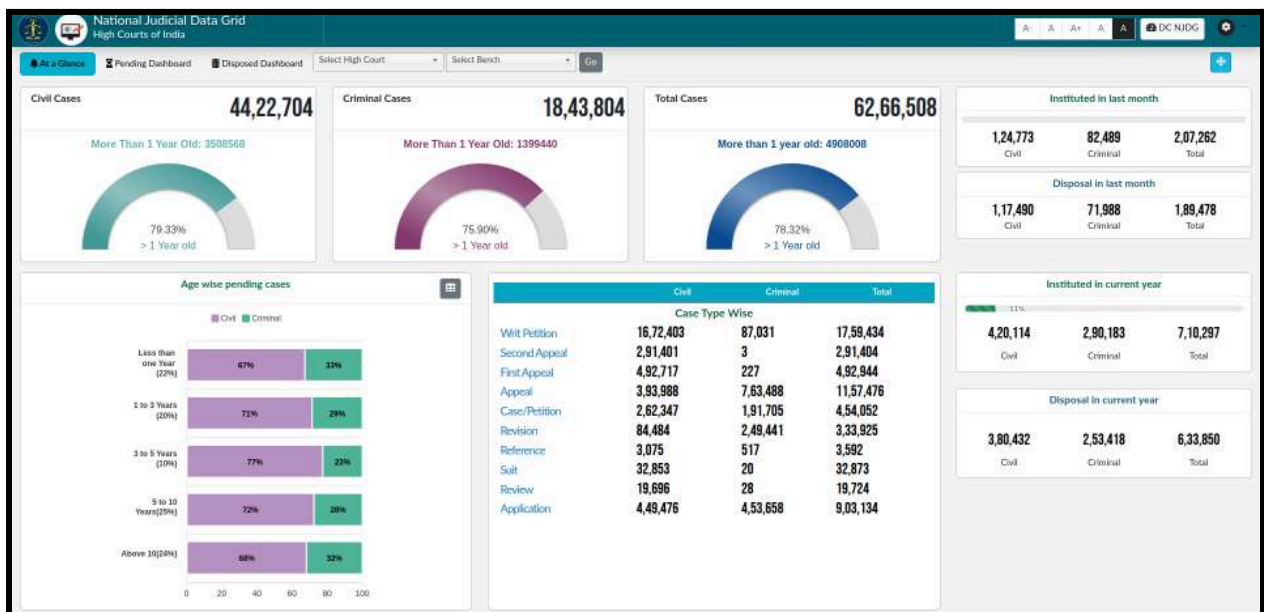


The home page of the NJDG welcomes you with colourful bands, with the “HC NJDG” tab on the top right corner.

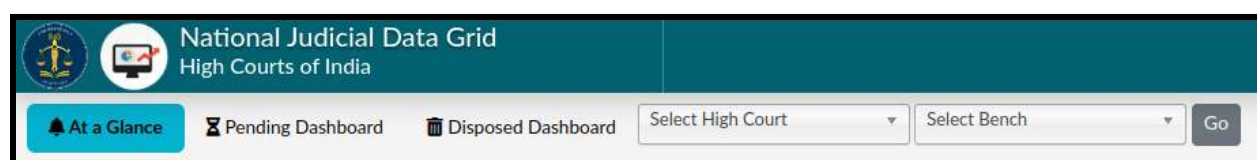
To access the High Courts of India National Judicial Data Grid , one needs to click the “HC NJDG” tab available on the right-hand corner of the NJDG home page. It will open



up the High Courts of India National Judicial Data Grid .






5. High Courts of India National Judicial Data Grid - Main Tabs



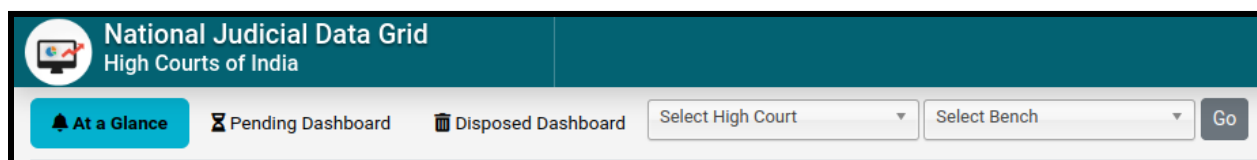
The High Courts of India National Judicial Data Grid dashboard has three main tabs namely:

- I. **At a Glance**
- II. **Pending Dashboard**
- III. **Disposed Dashboard**

The user can select any tab by clicking on it and access the relevant data. The features of all the tabs are further explained in the next chapters.

Tabs	Contents
	The ' At a Glance tab ' provides a quick overview of the judicial data. It includes key statistics and metrics such as the total number of cases, pending cases and other relevant information. It gives users a snapshot of the current status of cases in the High Courts.
	The ' Pending Dashboard ' tab focuses on cases that are still pending. It allows users to filter and view detailed information about pending cases through charts. Users can also perform drill-down analysis based on various attributes like case type, age of the case and stage.
	The ' Disposed Dashboard ' tab displays information about cases that have been disposed of. It provides details about the disposed cases with the help of different charts. Users can also filter and analyze the data based on different criteria to gain insights into the disposal patterns.

6. High Courts of India National Judicial Data Grid - Select High Court/Bench

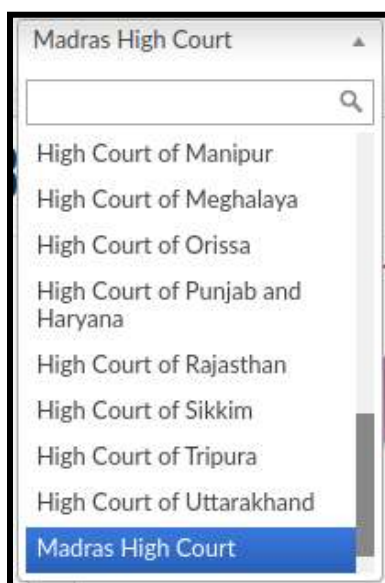


6.1 Select High Court

By default, the NJDG-HC shows data for all High Courts in India. If the user wants to get the 'At a Glance', 'Pending Dashboard' and 'Disposed Dashboard' for a specific High Court, they can use the ***“Select High Court”*** drop-down menu on the homepage.



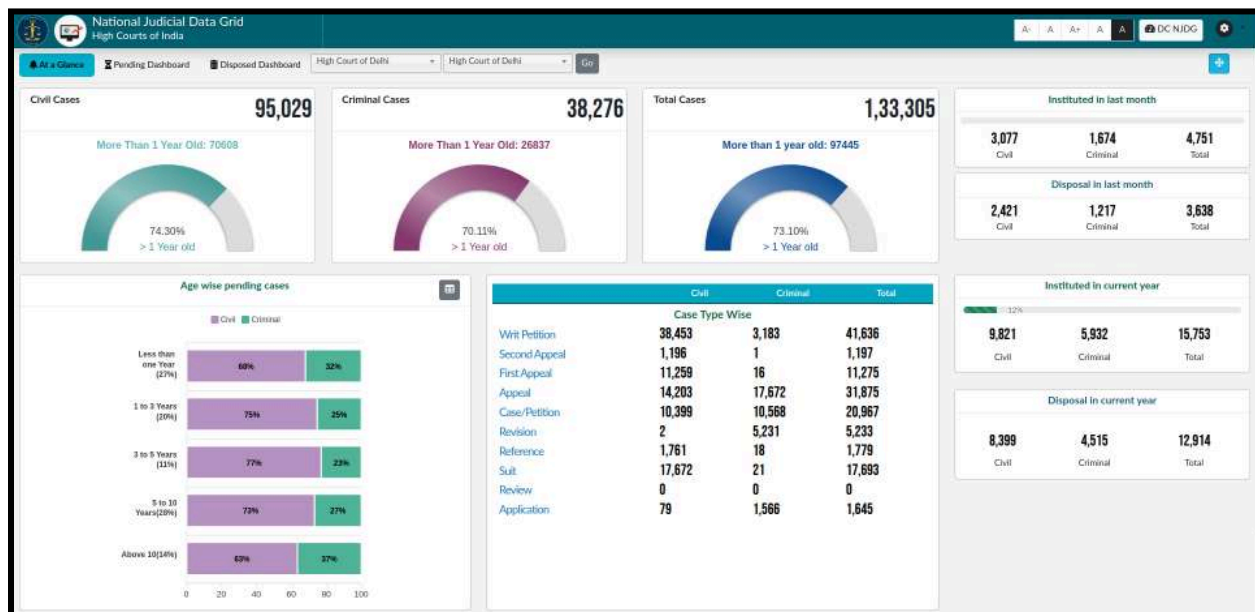
The user can choose a High Court from this menu and NJDG-HC will filter the displayed data to show information exclusively for that court.



The menu lists a total of 25 High Courts.

High Courts	Allahabad High Court, Bombay High Court, Calcutta High Court, Gauhati High Court, High Court for State of Telangana, High Court of Andhra Pradesh, High Court Of Chhattisgarh, High Court of Delhi, High Court of Gujarat, High Court of Himachal Pradesh, High Court of Jammu and Kashmir, High Court of Jharkhand, High Court of Karnataka, High Court of Kerala, High Court of Madhya Pradesh, High Court of Manipur, High Court of Meghalaya, High Court of Punjab and Haryana, High Court Of Rajasthan, High Court of Sikkim, High Court of Tripura, High Court of Uttarakhand, Madras High Court, Orissa High Court and Patna High Court
--------------------	--

For reference, provided below is a screenshot of the High Court of Delhi's "At A Glance" section.



6.2 Select Bench

The NJDG-HC top bar also features a '**Select Bench**' dropdown menu, just next to the

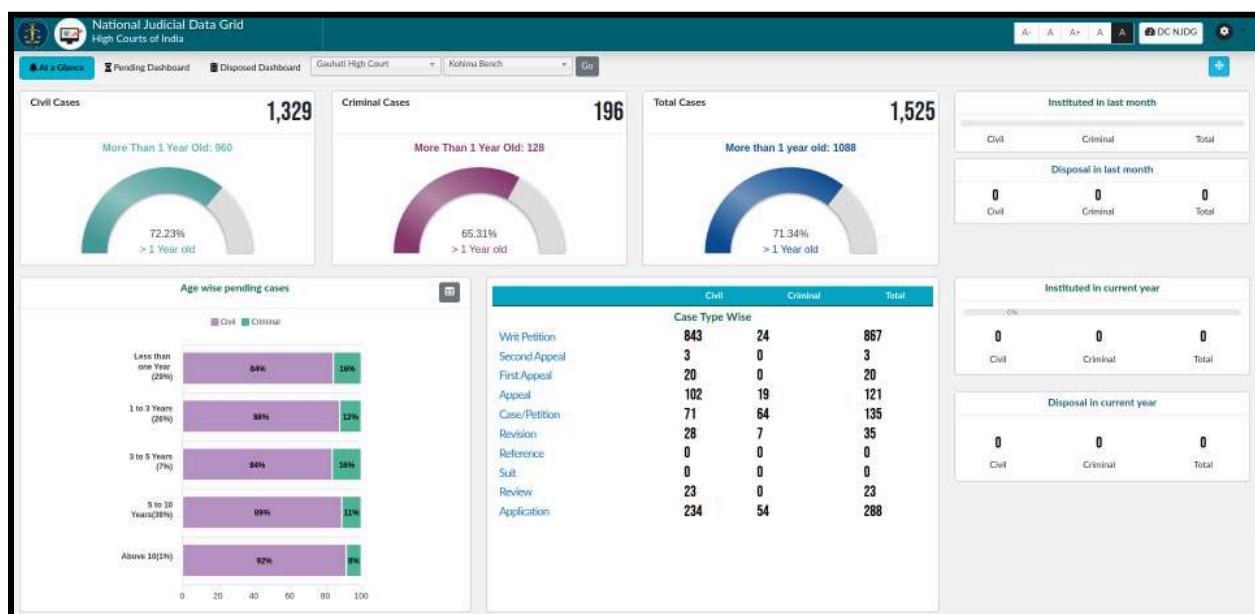
'Select High Court' dropdown menu.



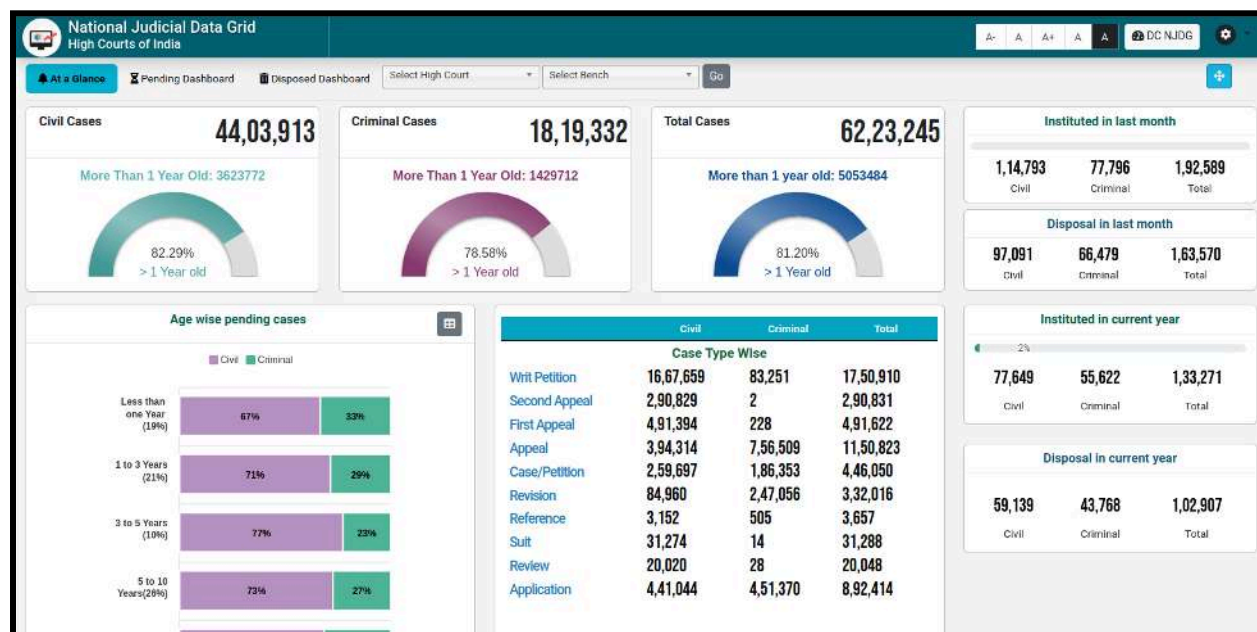
The user can choose a High Court Bench from this menu and NJDG-HC will filter the displayed data to show information exclusively for that bench of the selected High Court.



For reference, provided below is a screenshot of the Kohima Bench of Gauhati High Court's "At A Glance" section.



7. At a Glance



The initial tab, named "**At a Glance**", on the NJDG-HC's dashboard is a pivotal feature. Clicking on this tab provides users with essential information regarding cases pending before the High Courts, whether they are civil or criminal and less than one year old, as depicted in the attached screenshot. As shown in the provided screenshot, it also furnishes details about cases instituted in the High Courts during the last month, cases disposed of in the last month, cases initiated in the current year, and cases that have been disposed of in the current year. It also provides data Case Type Wise. This user-friendly interface on the "**At a Glance**" tab facilitates efficient data retrieval and enhances the overall user experience on your website.

7.1 Cases pending before the High Courts



The "**At a Glance**" tab offers insights into the total number of cases pending in the High Courts. It divides the total number of cases into civil cases and criminal cases. Each section includes a pie chart to visually represent the percentage of cases that are less than one year old. *For example*, as shown in the screenshot herein, the total number of pending cases, combining both civil and criminal cases, amounts to 62,23,245. Out of these, 50,53,484 cases are less than one year old, making up 81.20% of the total pending cases.

7.2 Cases instituted and disposed in last month



The "**At a Glance**" tab also provides data on the number of cases instituted and disposed of in the last month. *For example*, as shown in the screenshot herein, a total of 1,14,793 civil cases and 77,769 criminal cases were instituted, totaling 1,92,589 cases. During the same period, 97,091 civil cases and 66,479 criminal cases were disposed of totaling 1,63,570 cases..

The numbers displayed within the table are hyperlinks that allow users to access lists of cases instituted and disposed of from different High Courts. By clicking these links, users can obtain comprehensive breakup details of the different High Courts as shown below:

Cases Instituted in Last Month

Show

10

entries

Search:

Sr. No	State	Civil	Criminal	Total
1	Patna High Court	2208	6613	8821
2	High Court of Sikkim	9	4	13
3	High Court of Manipur	219	36	255
4	High Court of Tripura	167	44	211
5	High Court of Meghalaya	129	31	160
6	Calcutta High Court	2705	1044	3749
7	High Court of Jammu and Kashmir	915	324	1239
8	High Court of Jharkhand	850	2016	2866
9	Orissa High Court	4261	3250	7511
10	High Court Of Chhattisgarh	1956	1372	3328
Total:		192589		

Showing 1 to 10 of 24 entries

Previous

1

2

3

Next

7.3 Cases instituted and disposed in the current year

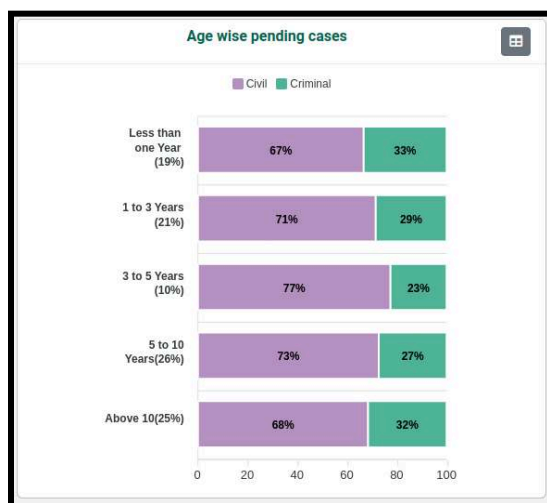
Instituted in current year		
2%		
77,649	55,622	1,33,271
Civil	Criminal	Total
Disposal in current year		
59,139	43,768	1,02,907
Civil	Criminal	Total

The "At a Glance" tab also provides data on the number of cases instituted and disposed of in the current year. *For example*, as shown in the screenshot herein, a total of 77,649 civil cases and 55,622 criminal cases were instituted, totaling 1,33,271 cases. Meanwhile, 59,139 civil cases and 43,768 criminal cases were disposed of, totaling 1,02,907 cases.

The numbers displayed within the table are hyperlinks that allow users to access breakup lists of cases instituted and disposed of the different High Courts. By clicking these links, users can obtain comprehensive information about the details of different High Courts as shown below:

Cases Instituted in Current Year				
Show	10	entries	Search:	
Sr. No	State	Civil	Criminal	Total
1	Patna High Court	1561	4348	5909
2	High Court of Sikkim	1	4348	4349
3	High Court of Manipur	134	23	157
4	High Court of Tripura	74	19	93
5	High Court of Meghalaya	6	19	25
6	Calcutta High Court	1940	514	2454
7	High Court of Jammu and Kashmir	458	156	614
8	High Court of Jharkhand	676	1630	2306
9	Orissa High Court	3277	2274	5551
10	High Court Of Chhattisgarh	1914	1395	3309
		Total: 137638		
Showing 1 to 10 of 24 entries				Previous 1 2 3 Next

7.4 Age wise pending cases



The "At a Glance" tab also offers insights into cases pending according to the age. It categorizes them into various groups as less than one year, 1 to 3 Years, 3 to 5 Years, 5 to 10 Years and Above 10.

In addition to the above, by clicking on the square button available in the top right corner of the chart, the user can view the 'Age wise pending cases' in 'table' form as shown in the screenshot below:

Age wise pending cases		
Civil	Criminal	Total
Less than one year		
7,80,141	3,89,620	11,69,761 (19%)
1 to 3 Years		
9,15,629	3,65,464	12,81,093 (21%)
3 to 5 Years		
4,99,663	1,45,662	6,45,325 (10%)
5 to 10 Years		
11,60,521	4,34,893	15,95,414 (26%)
Above 10 Years		
10,47,959	4,83,693	15,31,652 (25%)

The numbers displayed within the table are hyperlinks that allow users to access lists of cases pending age wise. By clicking these links, users can obtain comprehensive information about the details of age wise pending cases as shown below:

Both / 5 to 10 Years				
Year	Civil	Criminal	Both	
2015	137955	54380	192335	
2016	178094	68113	246207	
2017	219484	81012	300496	
2018	274641	103477	378118	
2019	314738	121021	435759	
		Total:	1552915	

Showing 1 to 5 of 5 entries

Previous 1 Next

The numbers displayed within the table are hyperlinks that allow users to access lists of cases High Court Wise. By clicking these links, users can obtain comprehensive information about the details of different High Courts as shown below:

Both/ 5 to 10 Years / 2019

Back

Show 10 entries Search:

Both - 5 to 10 Years / 2019			
State	Civil	Criminal	Both
Allahabad High Court	31869	30060	61929
Bombay High Court	39980	10282	50262
Calcutta High Court	8264	1132	9396
Gauhati High Court	5715	1514	7229
High Court for State of Telangana	16417	2064	18481
High Court of Andhra Pradesh	12675	3449	16124
High Court Of Chhattisgarh	5516	2916	8432
High Court of Delhi	13001	4924	17925
High Court of Gujarat	10671	3664	14335
High Court of Himachal Pradesh	12551	946	13497
Total:			435759

Showing 1 to 10 of 25 entries

Previous 1 2 3 Next

7.5 Case Type Wise

	Civil	Criminal	Total
Case Type Wise			
Writ Petition	16,69,831	86,075	17,55,906
Second Appeal	2,91,197	3	2,91,200
First Appeal	4,92,159	227	4,92,386
Appeal	3,93,523	7,62,146	11,55,669
Case/Petition	2,61,157	1,90,851	4,52,008
Revision	84,304	2,48,737	3,33,041
Reference	3,068	516	3,584
Suit	32,782	21	32,803
Review	19,675	28	19,703
Application	4,48,728	4,53,570	9,02,298

The ‘Case Type Wise’ tab also offers insights into cases pending according to the type. It categorizes them into various groups as Writ Petition, Second Appeal, First Appeal, Appeal, Case/Petition, Revision, Reference, Suit, Review and Application. *For example,*

as shown in the screenshot herein, A total of 16,69,831 civil Writ Petitions and 86,075 criminal Writ Petitions are pending, totaling 17,55,906 Writ Petitions.

The numbers displayed within the table are hyperlinks that allow users to access different categories of cases within the case type pendency. By clicking these links, users can obtain comprehensive information about the details of particular case type pendency as shown below:

Both - Writ Petition			
Writ Petition Case Type Pendency	Civil	Criminal	Total
Cross Objection	2	0	2
Execution	38379	3170	41549
Habeas Corpus	461	2245	2706
Labour Industrial	1263	0	1263
Land related	285	0	285
Original	114144	1	114145
Other	98704	2076	100780
PIL	11947	257	12204
Regular	1369357	78271	1447628
Service matters	28940	0	28940
Total:			1755906

Showing 1 to 10 of 13 entries

Previous 1 2 Next

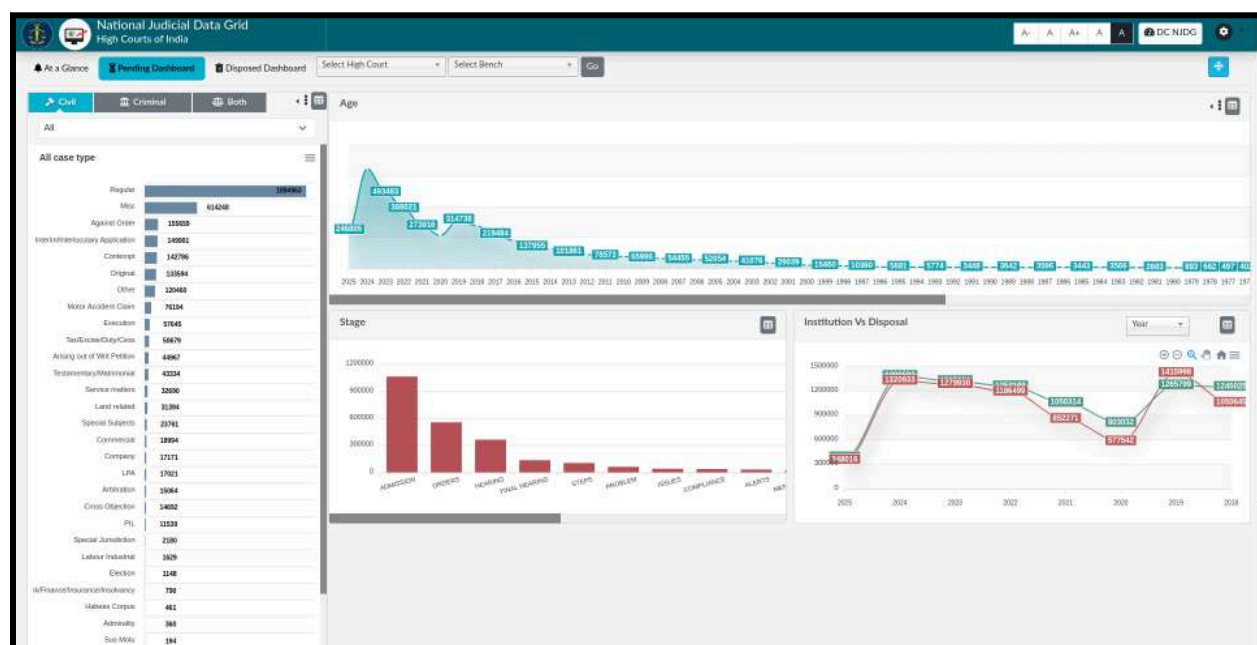
The numbers displayed within the table are hyperlinks that allow users to access case type pendency in different High Courts. By clicking these links, users can obtain comprehensive information about the case type pendency of the selected case type of High Courts as shown below:

Both - Writ Petition / Habeas Corpus			
State	Civil	Criminal	Total
Allahabad High Court	0	1454	1454
Calcutta High Court	32	0	32
Gauhati High Court	0	82	82
High Court of Jammu and Kashmir	209	474	683
High Court of Karnataka	31	0	31
High Court of Meghalaya	0	2	2
High Court Of Rajasthan	182	0	182
High Court of Uttarakhand	0	11	11
Orissa High Court	0	208	208
Total:			2706

Showing 1 to 9 of 9 entries

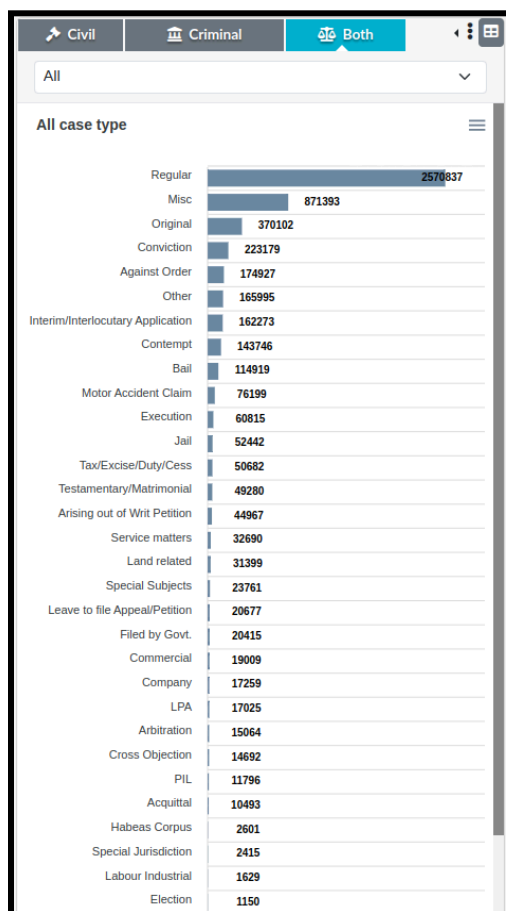
Previous 1 Next

8. Pending Dashboard



The “**Pending Dashboard**” shows the different types of cases still pending in the High Courts across India. This includes cases like Writ Petitions (WP), First Appeal, Second Appeal, Appeal, Revision, Review, Reference, Suit and application, both civil and criminal. The data is displayed through various charts, such as an age-wise graph, a pie chart for stages of pendency and a comparison of case institutions versus disposals.

8.1 Type of Cases



On the left side of the dashboard, there is a panel that divides cases into Civil, Criminal and Both. *For example*, as shown in the screenshot herein, 15,064 Arbitration cases are pending in the High Courts.

Civil Cases	Admiralty, Against Order, Arbitration, Arising out of Writ Petition, Commercial, Company, Contempt, Conviction, Cross Objection, Election, Execution, Filed by Govt., Habeas Corpus, Industry/Bank/Finance/Insurance/Insolvency, Interim/Interlocutory Application, Labour Industrial, Land related, Leave to file Appeal/Petition, LPA, Misc, Motor Accident Claim, NULL, Original, Other, PIL, Receiver, Regular, Service matters, Special Jurisdiction, Special Subjects, Suo Motu, Tax/Excise/Duty/Cess and Testamentary/Matrimonial
Criminal Cases	Regular, Misc, Original, Conviction


	Bail, Jail, Other, Leave to file Appeal/Petition, Filed by Govt., Against Order, Interim/Interlocutory Application, Acquittal, Testamentary/Matrimonial, Execution, Habeas Corpus, Contempt, PIL, Special Jurisdiction, Death, Admiralty, Suo Motu, Company, Commercial, Land related, Motor Accident Claim, LPA, Tax/Excise/Duty/Cess and Election
--	---

8.1.1 Tabular Format of Pending Civil/Criminal Case



Particulars	Total
Acquittal	10493
Admiralty	525
Against Order	174927
Arbitration	15064
Arising out of Writ Petition	44967
Bail	114919
Commercial	19009
Company	17259
Contempt	143746
Conviction	223179
Cross Objection	14692
Death	179
Election	1150
Execution	60815
Filed by Govt.	20415
Habeas Corpus	2601
Industry/Bank/Finance/Insurance/Insolvency	790
Interim/Interlocutory Application	162273
Jail	52442
Labour Industrial	1629
Land related	31399
Leave to file Appeal/Petition	20677
LPA	17025
Misc	871393
Motor Accident Claim	76199
Total:	6192424

In addition to the above, by clicking on the square button available in the top

right corner of the Panel , the user can view the 'type of cases bar chart' in 'table' form as shown in the screenshot:

The numbers displayed within the table are hyperlinks that allow users to access lists of cases by High Court Wise. By clicking these links, users can obtain comprehensive information about the details of different High Courts as shown below:

State

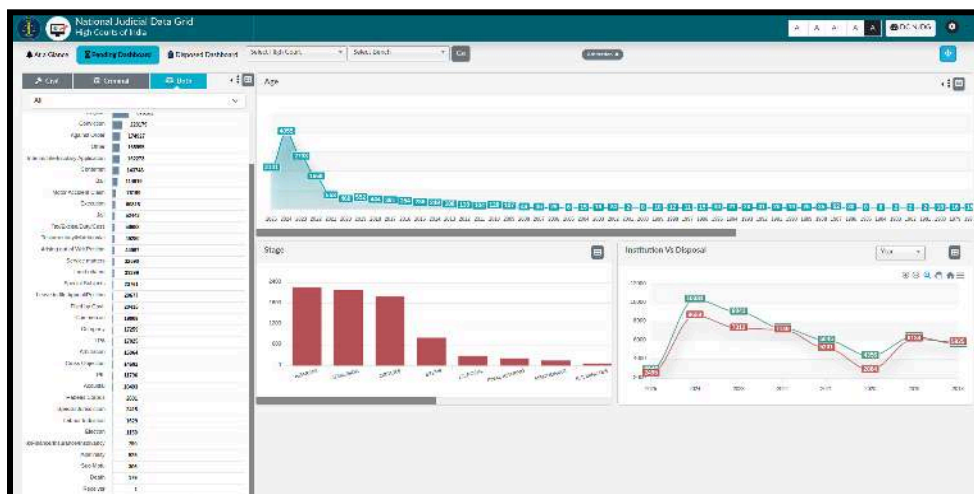
Show 25 entries

Search:

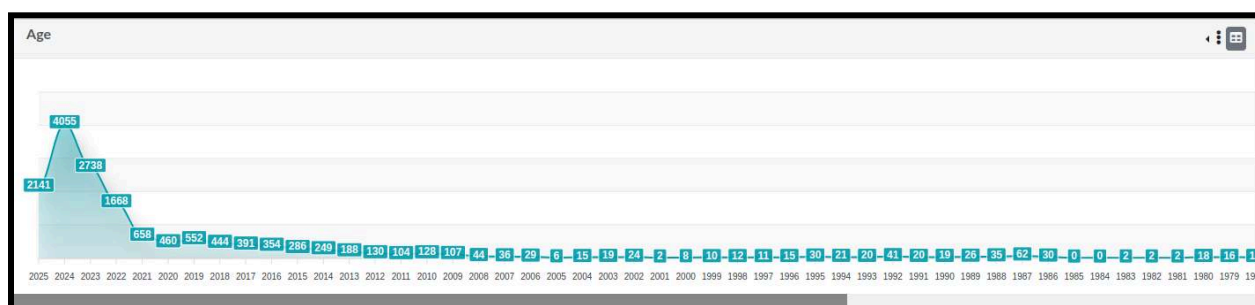
Sr. No	State	Count
1	Allahabad High Court	3448
2	Bombay High Court	2644
3	Calcutta High Court	2239
4	High Court of Madhya Pradesh	1689
5	High Court of Himachal Pradesh	1020
6	High Court of Delhi	839
7	High Court of Kerala	483
8	High Court of Punjab and Haryana	478
9	High Court of Jammu and Kashmir	462
10	High Court of Gujarat	342
11	High Court Of Chhattisgarh	316
12	Orissa High Court	299
13	High Court Of Rajasthan	291
14	Gauhati High Court	159
15	High Court for State of Telangana	157
16	High Court of Uttarakhand	65
17	High Court of Andhra Pradesh	54
18	High Court of Jharkhand	50
19	High Court of Karnataka	11
20	High Court of Tripura	8
21	High Court of Sikkim	7
22	High Court of Manipur	7
23	High Court of Meghalaya	2
Total:		15070

8.1.2 Drill Down of Single Category of Pending Cases

Furthermore, the user can click on any case category displayed in the left panel. The NJDG-HC will then display only the pending data for the selected case type. *For example*, if a user selects '*arbitration*' as the case type from the menu, the Pending Dashboard will be filtered to show only information pertaining to '*arbitration*', as illustrated below:



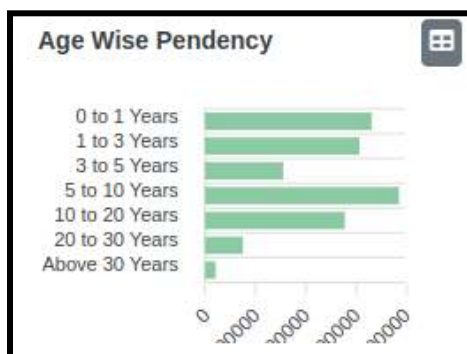
8.2 Age Wise Graphical Representation



The **‘age-wise graph’** showcases year-wise pendency of cases. The user can click on a specific year to get details. *For example*, as shown in the screenshot herein, there are 1,48,478 pending cases from the year 2013. The user can find similar data for other years as well, and the information is regularly updated.

8.2.1 Bar Chart of Age Wise Pendency

Furthermore, by clicking on the three vertical dots in the top right corner of the graph, the user can view the ‘age wise graph’ in ‘bar chart’ form as shown in the screenshot below:



Furthermore, by clicking on the square button available in the top right corner of the Age Wise Pendency Bar Chart, the user can view the 'Bar Chart' in 'table' form as shown in the screenshot below:

Years	Count
0 to 1 Years	917066
1 to 3 Years	878015
10 to 20 Years	749631
20 to 30 Years	215701
3 to 5 Years	483368
5 to 10 Years	1120560
Above 30 Years	59982
Total:	4424323

8.2.2 Tabular Format of Age Wise Pendency

Furthermore, by clicking on the square button available in the top right corner of the Chart, the user can view the 'Age Wise Graph' in 'table' form as shown in the screenshot below:

Age	
Show 10 entries	Search:
Years	Count
1951	1
1952	3
1954	3
1955	10
1956	2
1957	8
1958	7
1959	16

The numbers displayed within the table are hyperlinks that allow users to access lists of cases by High Court Wise. By clicking these links, users can obtain comprehensive information about the details of different High Courts as shown below:

State

Show 25 entries

Search:

Sr. No	State	Count
1	Madras High Court	85685
2	High Court Of Rajasthan	74230
3	Bombay High Court	70156
4	Allahabad High Court	60219
5	High Court of Karnataka	57635
6	High Court of Madhya Pradesh	39257
7	High Court of Punjab and Haryana	28401
8	High Court of Andhra Pradesh	27595
9	High Court of Kerala	26755
10	High Court for State of Telangana	25010
11	Calcutta High Court	23759
12	Orissa High Court	19899
13	Patna High Court	18364
14	High Court of Gujarat	18196
15	High Court of Delhi	17908
16	High Court of Himachal Pradesh	15917
17	Gauhati High Court	9757
18	High Court Of Chhattisgarh	9422
19	High Court of Jammu and Kashmir	6734
20	High Court of Jharkhand	6395
21	High Court of Uttarakhand	5739
22	High Court of Manipur	1308
23	High Court of Tripura	468
24	High Court of Meghalaya	456
25	High Court of Sikkim	72
Total:		650037

Showing 1 to 25 of 25 entries

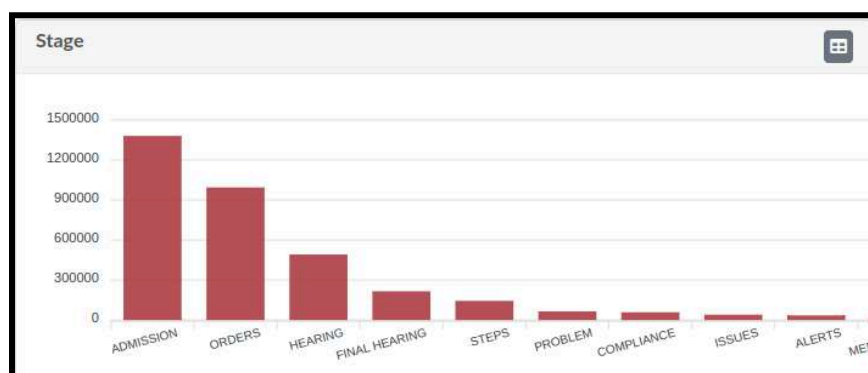
Previous

1

Next

Close

8.3 Stage Wise Graphical Representation



The Stage Wise Graphical Representation breaks down the pending cases by the stage they are at. It divides them into 20 stages. The user can select a stage to see the total number of cases pending at that particular stage.

Stages	Admission, Adr, Alerts, Compliance, Disposal, Evidence, Final Hearing, Hearing, Issues, Judgement, Lok-Adalat, Mentioning, Null, Orders, Part Heard, Problem, Restoration, S.T. Minutes, Steps and Withdrawal
---------------	---

8.3.1 Tabular Format of Stage Wise Pendency

Furthermore, by clicking on the square button available in the top right corner of the Bar



Chart, the user can view the 'Stage Wise Graphical Representation' in 'table' form as shown in the screenshot below:

Stage	
Show 10 entries	Search:
Stage	Count
ADMISSION	1380366
ADR	9724
ALERTS	34948
COMPLIANCE	58548
DISPOSAL	22530
EVIDENCE	3446
FINAL HEARING	215697
HEARING	491602
ISSUES	40467

The numbers displayed within the table are hyperlinks that allow users to access lists of stages by High Court Wise. By clicking these links, users can obtain comprehensive information about the details of the case stage wise of different High Courts as shown below:

←

State

×

Show 10 entries

Search:

Sr. No	State	Count
1	High Court of Gujarat	77272
2	Allahabad High Court	58888
3	Bombay High Court	34444
4	High Court of Andhra Pradesh	20365
5	Madras High Court	10319
6	High Court of Uttarakhand	6013
7	High Court of Jammu and Kashmir	5173
8	High Court of Kerala	1391
9	High Court of Delhi	879
10	High Court of Jharkhand	815
Total:		215697

Showing 1 to 10 of 15 entries

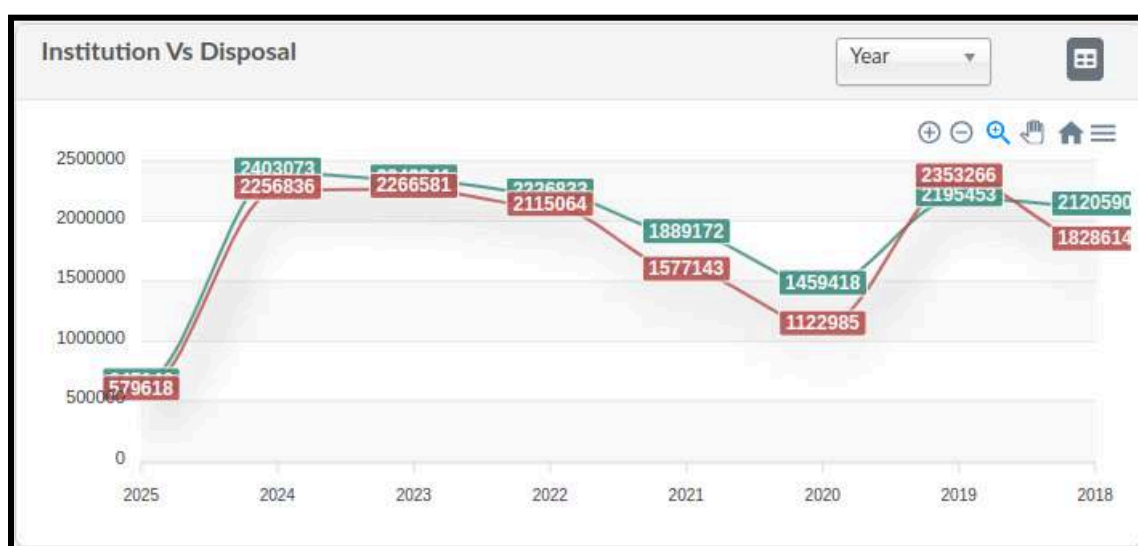
Previous

1

2

Next

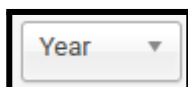
8.4 Institutional Vs Disposal Comparison Chart



The **‘Institutional Vs Disposal Comparison Chart’** chart compares the number of cases instituted with the number of cases disposed of each year. The green line represents new cases, while the red line shows cases that have been resolved. This helps users understand the efficiency of the High Courts and the workload in a given year, offering useful insights for managing the backlog of cases. For example, as shown in the screenshot herein, in 2024, there were 22,56,836 disposed of and 24,03,073 were instituted.

8.4.1 Particular Year - Monthwise Institutional Vs Disposal Data

The Institutional Vs Disposal Chart also has a feature to view the data of a particular year. The user can select a year from the drop-down menu available in the top right corner of the chart.



And after selecting a particular year, the data will be shown month-wise as shown below:



8.4.2 Institutional Vs Disposal Comparison Table

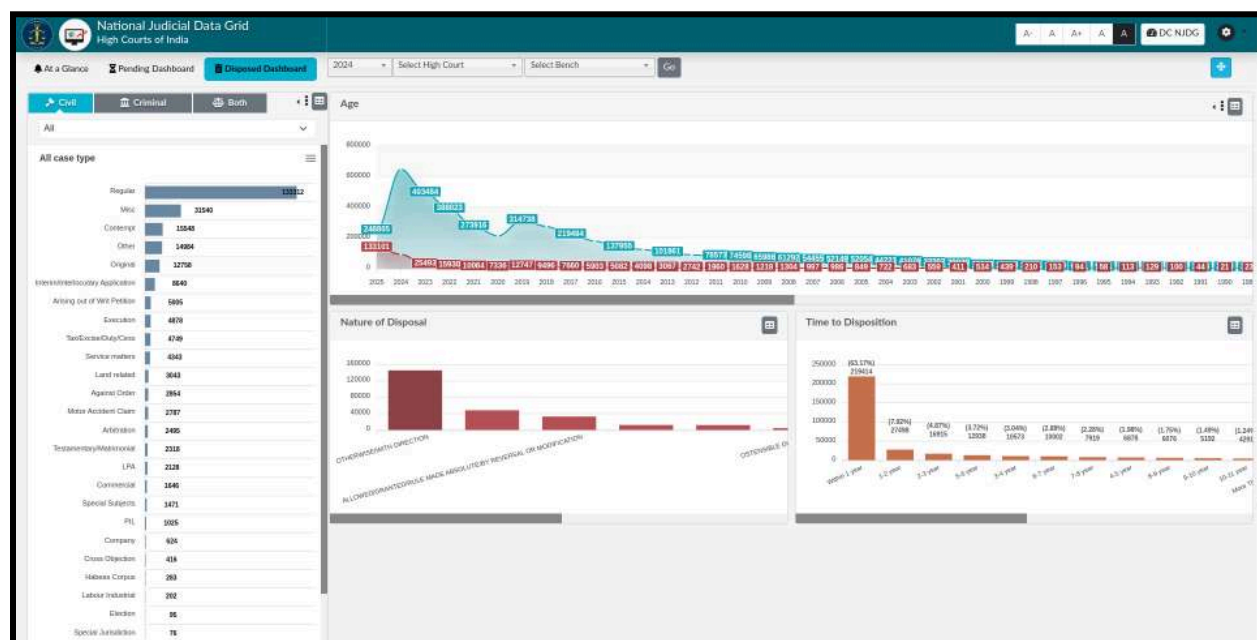
Furthermore, by clicking on the square button available in the top right corner of the Chart, the user can view the 'Institutional Vs Disposal Comparison Chart' in 'table' form as shown in the screenshot below:

Institution Vs Disposal		
Show <input type="text" value="10"/> entries		Search: <input type="text"/>
Years	Institution	Disposal
2018	2125809	1829851
2019	2201457	2353498
2020	1462832	1123014
2021	1889173	1577193
2022	2226839	2115297
2023	2343845	2266752
2024	2403073	2257940
2025	645147	580282
Total:	15298175	14103827

The numbers displayed within the table are hyperlinks that allow users to access lists of cases by High Court Wise. By clicking these links, users can obtain comprehensive information about the details of different High Courts as shown below:

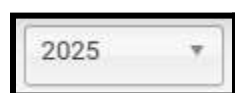
State		
Show <input type="text" value="25"/> entries		Search: <input type="text"/>
Sr. No	State	Count
1	Madras High Court	73401
2	Bombay High Court	29569
3	Allahabad High Court	29124
4	High Court of Punjab and Haryana	27421
5	High Court Of Rajasthan	21983
6	High Court of Kerala	21909
7	High Court of Madhya Pradesh	20812
8	High Court of Karnataka	18431
9	High Court for State of Telangana	14646
10	Calcutta High Court	13952
11	High Court of Andhra Pradesh	12815
12	High Court of Himachal Pradesh	12389
13	Orissa High Court	12266
14	High Court Of Chhattisgarh	8548
15	High Court of Delhi	8406
16	High Court of Gujarat	8333
17	Patna High Court	6257
18	High Court of Jharkhand	3658
19	High Court of Jammu and Kashmir	2155
20	High Court of Uttarakhand	1520
21	High Court of Manipur	679
22	High Court of Tripura	386
23	High Court of Meghalaya	268
24	High Court of Sikkim	2
Total:		348937

9. Disposed Dashboard



The “**Disposed Dashboard**” provides data related to cases that are disposed of by the High Courts of India. The information is displayed through graphs and charts, offering insights into the types of cases, such as civil, criminal, or both.

This dashboard includes a feature that allows users to view data for a specific year. At the top of the chart, next to the disposed dashboard tab, there is a drop-down menu.

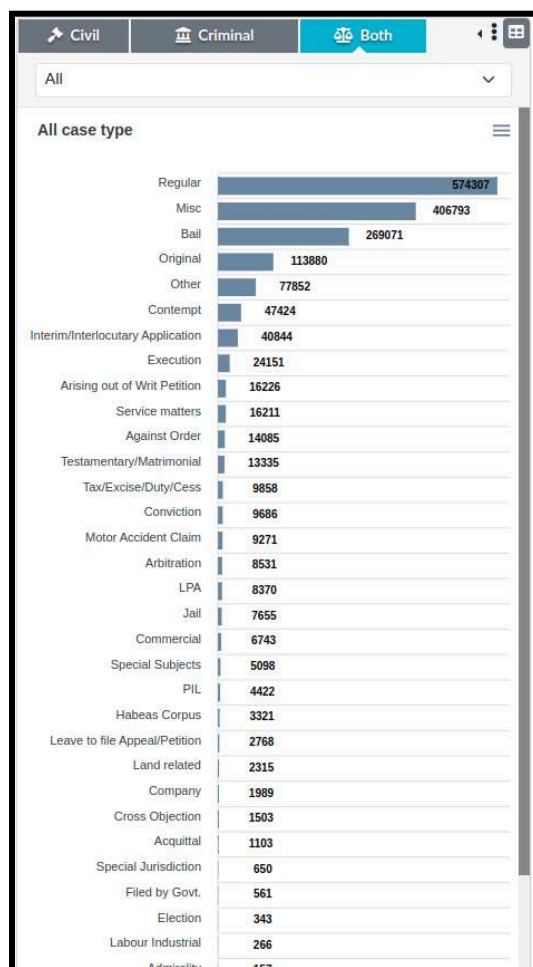


By clicking on this menu, users can select a particular year from the list of available options (2018-2025). Once a year is selected, the chart will automatically

update to display data exclusively for that selected year.



9.1 Type of Cases

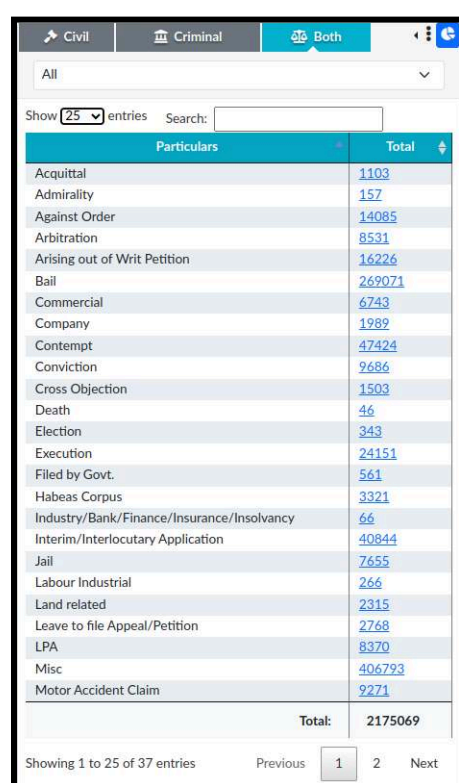


On the left side of the Disposed Dashboard, there is a panel that categorizes cases into Civil, Criminal and Both. *For example*, as shown in the screenshot herein, 8,531 Arbitration cases were disposed of in the High Courts in 2024.

Civil Cases	Regular, Misc, Contempt, Other, Original, Interim/Interlocutory Application, Arising out of Writ Petition, Execution, Tax/Excise/Duty/Cess, Service matters, Land related, Against Order, Motor Accident Claim, Arbitration, Testamentary/Matrimonial, LPA, Commercial, Special Subjects, PIL, Company, Cross Objection, Habeas Corpus, Labour Industrial, Election, Special Jurisdiction, Admiralty, Industry/Bank/Finance/Insurance/Insolvency, Leave to file Appeal/Petition and Suo Motu
--------------------	--


Criminal Cases	Bail, Misc, Regular, Original, Other, Conviction, Interim/Interlocutory Application, Jail, Execution, Testamentary/Matrimonial, Leave to file Appeal/Petition, Against Order, Habeas Corpus, Acquittal, Filed by Govt., Contempt, Admiralty, Death, Special Jurisdiction, PIL, Company, Tax/Excise/Duty/Cess, Suo Motu, Commercial and Special Subjects
-----------------------	---

9.1.1 Tabular Format of Disposed Case



Particulars	Total
Acquittal	1103
Admiralty	157
Against Order	14085
Arbitration	8531
Arising out of Writ Petition	16226
Bail	269071
Commercial	6743
Company	1989
Contempt	47424
Conviction	9686
Cross Objection	1503
Death	46
Election	343
Execution	24151
Filed by Govt.	561
Habeas Corpus	3321
Industry/Bank/Finance/Insurance/Insolvency	66
Interim/Interlocutory Application	40844
Jail	7655
Labour Industrial	266
Land related	2315
Leave to file Appeal/Petition	2768
LPA	8370
Misc	406793
Motor Accident Claim	9271
Total:	2175069

In addition to the above, by clicking on the square button available in the top

right corner of the Panel , the user can view the 'type of cases bar chart' in 'table' form as shown in the screenshot.

The numbers displayed within the table are hyperlinks that allow users to access lists of cases by High Court Wise. By clicking these links, users can obtain comprehensive information about the details of different High Courts as shown below:

←

State

×

Show 25 entries

Search:

Sr. No	State	Count
1	High Court of Delhi	2024
2	Bombay High Court	1258
3	High Court of Punjab and Haryana	1183
4	High Court of Himachal Pradesh	975
5	Calcutta High Court	875
6	High Court for State of Telangana	378
7	High Court of Kerala	250
8	High Court of Madhya Pradesh	245
9	High Court Of Rajasthan	245
10	Allahabad High Court	242
11	High Court of Gujarat	184
12	High Court of Jammu and Kashmir	156
13	Orissa High Court	124
14	High Court Of Chhattisgarh	108
15	High Court of Andhra Pradesh	103
16	High Court of Uttarakhand	54
17	Gauhati High Court	42
18	High Court of Jharkhand	42
19	High Court of Tripura	22
20	High Court of Sikkim	9
21	High Court of Meghalaya	6
22	High Court of Karnataka	4
23	High Court of Manipur	2
Total:		8531

Showing 1 to 23 of 23 entries

Previous

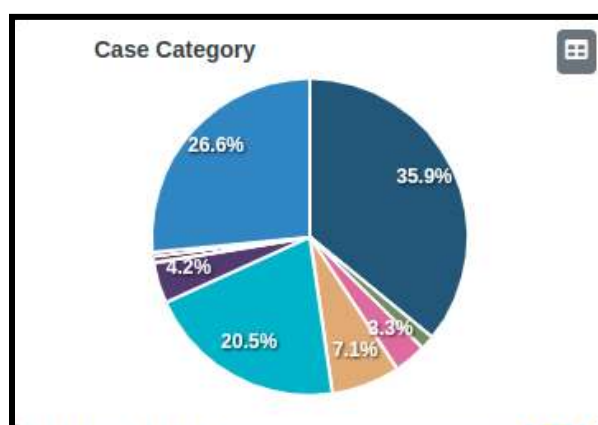
1

Next

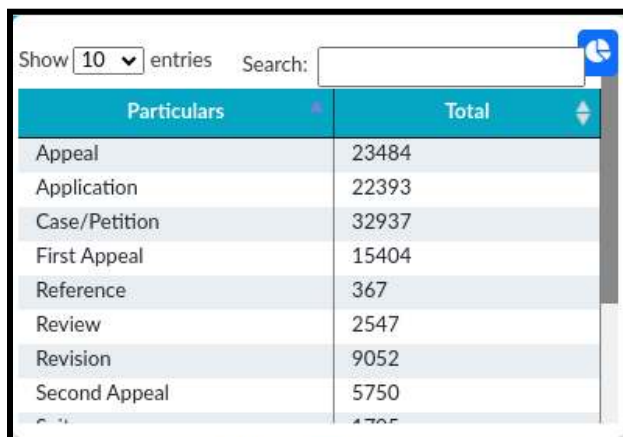
Close

9.1.2 Pie Chart Format of Disposed Case

Furthermore, by clicking on the three vertical dots in the top right corner of the graph, the user can view the ‘type of cases bar chart’ in ‘pie chart’ form as shown in the screenshot below:



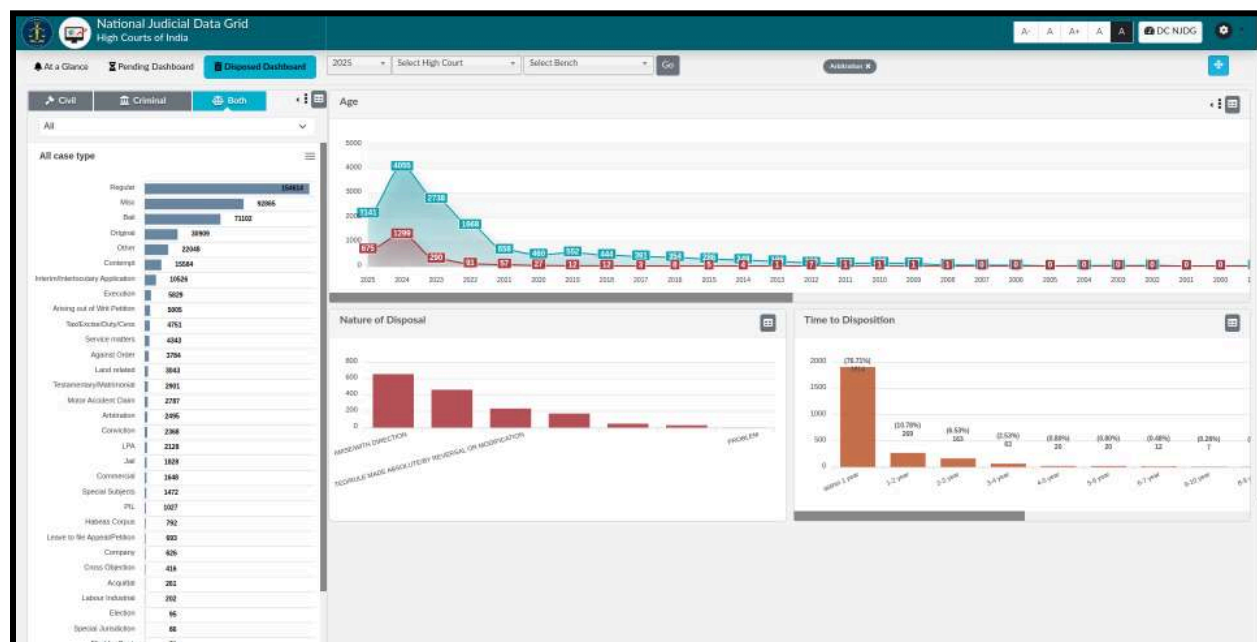
Furthermore, by clicking on the square button available in the top right corner of the Case Category Pie Chart, the user can view the 'Pie Chart' in 'table' form as shown in the screenshot below:



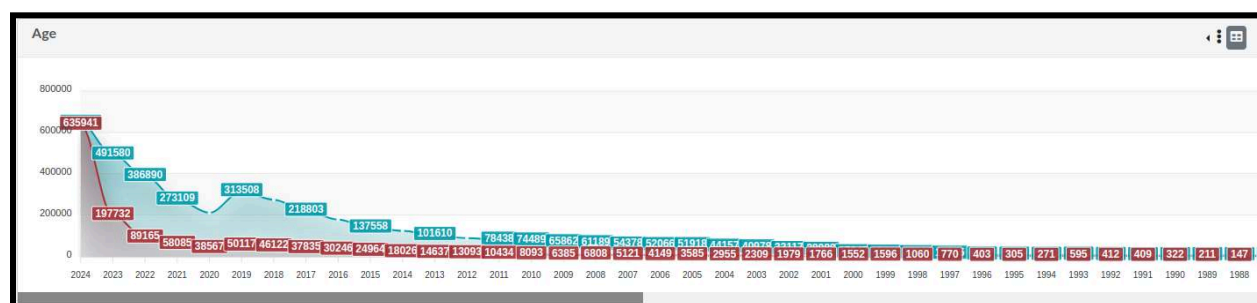
Particulars	Total
Appeal	23484
Application	22393
Case/Petition	32937
First Appeal	15404
Reference	367
Review	2547
Revision	9052
Second Appeal	5750

9.1.3 Drill Down of Single Category of Disposed Cases

Furthermore, the user can click on any case category displayed in the left panel. The NJDG-HC will then display only the disposed data for the selected case type. *For example*, if a user select '*arbitration*' as the case type from the menu, the Disposed Dashboard will be filtered to show only information pertaining to '*arbitration*', as illustrated below:



9.2 Age Wise Disposed Cases Graph

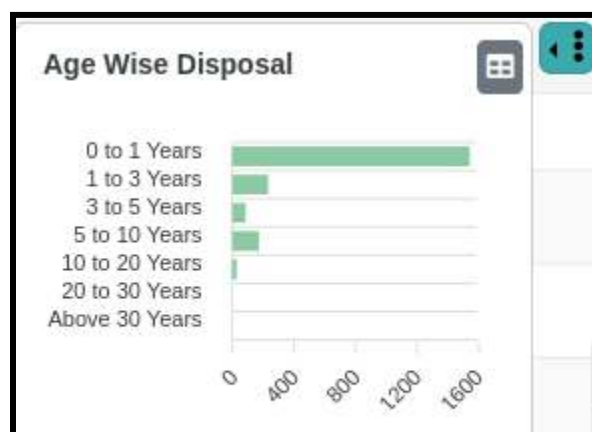


The ‘Age-Wise Disposed of Cases’ Chart provides information regarding the number of cases disposed of in a particular year. The blue line represents the pending cases, while the red line shows cases that have been disposed of. *For example*, as shown in screenshot herein, there were 6,45,110 cases pending in 2024 and 6,35,941 cases were disposed of in the year 2024. The user can find similar data for other years as well, and the information is regularly updated.

9.2.1 Bar Chart of Age Wise Disposal

Furthermore, by clicking on the three vertical dots in the top right corner of the graph, the user can view the ‘age wise disposed graph’ in ‘bar chart’, which shows age-wise

disposal in above 30 years, 20 to 30 years, 10 to 20 years and more as shown in the screenshot below:



Furthermore, by clicking on the square button available in the top right corner of the Age Wise Disposal Bar Chart, the user can view the 'Bar Chart' in 'table' form as shown in the screenshot below:

The screenshot shows a table titled 'Age Wise Disposal' with two columns: 'Years' and 'Count'. The table lists the same age ranges as the bar chart, with the 'Total' row at the bottom. The counts are: 0 to 1 Years (249062), 1 to 3 Years (44963), 10 to 20 Years (20433), 20 to 30 Years (4391), 3 to 5 Years (18975), 5 to 10 Years (44772), and Above 30 Years (574). The total count is 383170.

Years	Count
0 to 1 Years	249062
1 to 3 Years	44963
10 to 20 Years	20433
20 to 30 Years	4391
3 to 5 Years	18975
5 to 10 Years	44772
Above 30 Years	574
Total:	383170

9.2.2 Tabular Format of Age Wise Pendency

In addition to the above, by clicking on the square button available in the top right corner of the graph, the user can view the 'age-wise disposed graph' in 'table' form as shown in the screenshot below:

Age

Show **10** entries Search:

Years	Pending	Disposal
1982	2	0
1984	1	0
1985	2	0
1986	1	0
1988	1	0
1989	2	0
1992	8	0
1993	2	0
1994	2	0

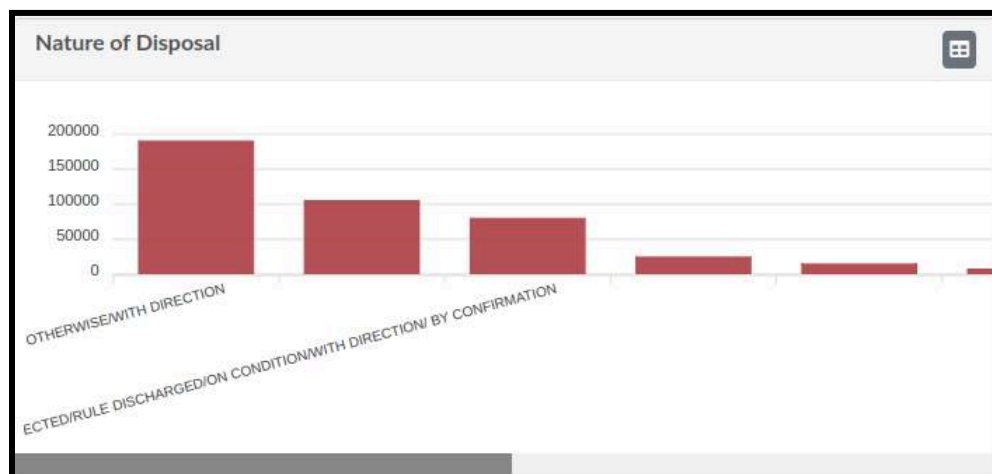
The numbers displayed within the table are hyperlinks that allow users to access lists of cases by High Court Wise. By clicking these links, users can obtain comprehensive information about the details of different High Courts as shown below:

← State

Show **25** entries Search:

Sr. No	State	Count
1	High Court of Delhi	2024
2	Bombay High Court	1258
3	High Court of Punjab and Haryana	1183
4	High Court of Himachal Pradesh	975
5	Calcutta High Court	875
6	High Court for State of Telangana	378
7	High Court of Kerala	250
8	High Court of Madhya Pradesh	245
9	High Court Of Rajasthan	245
10	Allahabad High Court	242
11	High Court of Gujarat	184
12	High Court of Jammu and Kashmir	156
13	Orissa High Court	124
14	High Court Of Chhattisgarh	108
15	High Court of Andhra Pradesh	103
16	High Court of Uttarakhand	54
17	Gauhati High Court	42
18	High Court of Jharkhand	42
19	High Court of Tripura	22
20	High Court of Sikkim	2
21	High Court of Meghalaya	6
22	High Court of Karnataka	4
23	High Court of Manipur	2
Total:		8531

9.3 Nature of Disposal Bar Graph




This 'Nature of Disposal' bar graph provides information regarding the nature of disposed of cases. It divides the nature of disposal into 10 categories.

Nature of Disposal	Abate, Adr/Settlement/Compromise, Allowed/Granted/Rule Made Absolute/By Reversal Or Modification, Dismissed For Want Of Prosecution/Otherwise/In Lemini/Non Compliance, Dismissed/Rejected/Rule Discharged/On Condition/With Direction/ By Confirmation, Disposed Otherwise/With Direction, Made Over To Other Court, Ostensible Disposal, Problem and Remand
---------------------------	---



9.3.1 Tabular Format of Nature of Disposal

Furthermore, by clicking on the square button available in the top right corner of the Bar

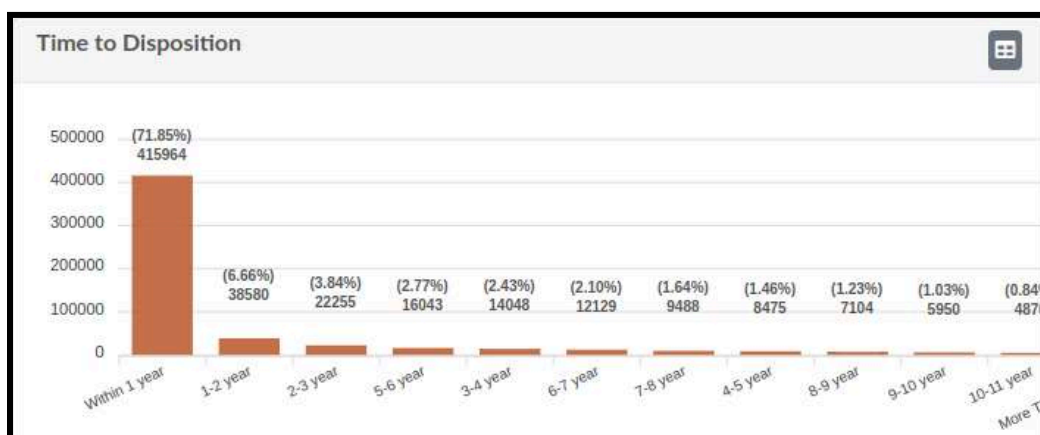
Graph , the user can view the 'Nature of Disposal Bar Chart' in 'table' form as shown in the screenshot below:

Nature of Disposal	
Show <input type="text" value="10"/> entries	Search: <input type="text"/>
Disposal Types	Count
ABATE	419
ADR/SETTLEMENT/COMPROMISE	2420
ALLOWED/GRANTED/RULE MADE ABSOLUTE/BY REVERSAL OR MODIFICATION	106088
DISMISSED FOR WANT OF PROSECUTION/OTHERWISE/IN LEMINI/NON COMPLIANCE	15328
DISMISSED/REJECTED/RULE DISCHARGED/ON CONDITION/WITH DIRECTION/ BY CONFIRMATION	80659
DISPOSED OTHERWISE/WITH DIRECTION	191039
MADE OVER TO OTHER COURT	324

The numbers displayed within the table are hyperlinks that allow users to access lists of Nature of Disposal by High Court Wise. By clicking these links, users can obtain comprehensive information about the Nature of Disposal of different High Courts as shown below:

State		
Show <input type="text" value="25"/> entries	Search: <input type="text"/>	  
Sr. No	State	Count
1	Madras High Court	66163
2	High Court of Punjab and Haryana	40521
3	High Court Of Rajasthan	28564
4	Bombay High Court	23859
5	High Court of Kerala	22462
6	High Court of Madhya Pradesh	18641
7	Orissa High Court	17333
8	Calcutta High Court	14337
9	High Court of Himachal Pradesh	13784
10	Allahabad High Court	11345
11	Patna High Court	9747
12	High Court Of Chhattisgarh	9177
13	High Court of Jharkhand	4748
14	High Court of Uttarakhand	2625
15	High Court of Jammu and Kashmir	1571
16	High Court of Andhra Pradesh	845
17	High Court of Manipur	504
18	High Court of Tripura	351
19	High Court of Meghalaya	311
20	High Court of Gujarat	134
21	High Court of Sikkim	4
Total:		287026

9.4 Time Taken in Disposition Bar Chart



The ‘**Time to Disposition**’ bar chart shows the accurate data on time taken in the disposition of cases by the High Courts of India. The bar on the x-axis is divided on the basis of the time in which cases are disposed such as within a year or 1-2 year or 2-3 year or 3-4 year and so on as shown in the screenshot above. *For example*, as per the screenshot in the screenshot above, 4,15,964 (71.85%) cases are disposed of within a year from their institution.

9.4.1 Tabular Format of Time to Disposition Bar Chart

Furthermore, by clicking on the square button available in the top right corner of the Bar Chart Dashboard, the user can view the ‘*Time to Disposition Bar Chart*’ in ‘table’ form as shown in the screenshot below:

Time to Disposition	
Show <input type="text" value="10"/> entries	Search: <input type="text"/>
Years	Count
1-2 year	38580
10-11 year	4870
11-12 year	3793
12-13 year	3226
13-14 year	2329
14-15 year	2106
15-16 year	1615
16-17 year	1728
17-18 year	1531

The numbers displayed within the table are hyperlinks that allow users to access lists of cases by High Court Wise. By clicking these links, users can obtain comprehensive information about the Time to Disposition of different High Courts as shown below:




←

State

×

Show 25 entries

Search:

Sr. No	State	Count
1	Madras High Court	79989
2	Allahabad High Court	48727
3	High Court of Punjab and Haryana	33680
4	High Court Of Rajasthan	29114
5	High Court of Madhya Pradesh	28927
6	Bombay High Court	24546
7	Patna High Court	23055
8	High Court of Kerala	22441
9	Orissa High Court	17338
10	High Court of Gujarat	15266
11	Calcutta High Court	13662
12	High Court of Karnataka	13283
13	High Court of Himachal Pradesh	13116
14	High Court for State of Telangana	12137
15	High Court Of Chhattisgarh	10095
16	High Court of Jharkhand	8762
17	High Court of Andhra Pradesh	8429
18	High Court of Delhi	8349
19	High Court of Uttarakhand	2731
20	High Court of Jammu and Kashmir	1103
21	High Court of Manipur	517
22	High Court of Tripura	413
23	High Court of Meghalaya	275
24	High Court of Sikkim	2
Total:		415964

Showing 1 to 24 of 24 entries

Previous

1

Next

Close

10. Finding Detailed Case Lists in NJDG-HC




←

State

×

Show 25 entries

Search:

Sr. No	State	Count
1	Madras High Court	39561
2	High Court Of Rajasthan	30470
3	Bombay High Court	27860
4	High Court of Karnataka	19573
5	Allahabad High Court	19050
6	High Court of Madhya Pradesh	17394
7	High Court of Kerala	13121
8	High Court of Punjab and Haryana	12645
9	High Court of Andhra Pradesh	9165
10	High Court for State of Telangana	8770
11	Orissa High Court	8480
12	High Court of Gujarat	7176
13	Patna High Court	7026
14	High Court of Himachal Pradesh	6605
15	High Court of Delhi	6513
16	Calcutta High Court	5773
17	High Court Of Chhattisgarh	3958
18	High Court of Jharkhand	2612
19	High Court of Jammu and Kashmir	2018
20	High Court of Uttarakhand	1569
21	High Court of Manipur	544
22	High Court of Tripura	248
23	High Court of Meghalaya	195
24	High Court of Sikkim	24
Total:		250350

Showing 1 to 24 of 24 entries

Previous

1

Next

Close

The data in NJDG-HC is shown in different graphs which can further be converted into tabular form with just simple steps, as shown previously. The tabular form shows the different data by High Court wise. Notably, the numbers displayed within the tables are hyperlinks that enable users to access lists of such bench-wise of the selected High Court. A user can select any High Court from the table, which will then display the data specific to each bench within that court.

District				
Show 10 entries Search:				
Sr. No	District	Count		
1	Allahabad High Court	13592		
2	Allahabad High Court Lucknow Bench	5458		
Total:		19050		
Showing 1 to 2 of 2 entries			Previous	Next

Furthermore, the numbers displayed within the table are hyperlinks that enable users to access lists of such cases. By clicking on these links, users can retrieve comprehensive information about these cases, which includes Sr. No., High Court, Bench, CNR Case, Number Party Name, Date of Registration, Purpose Name, Next Date and Disposal Nature as shown below:

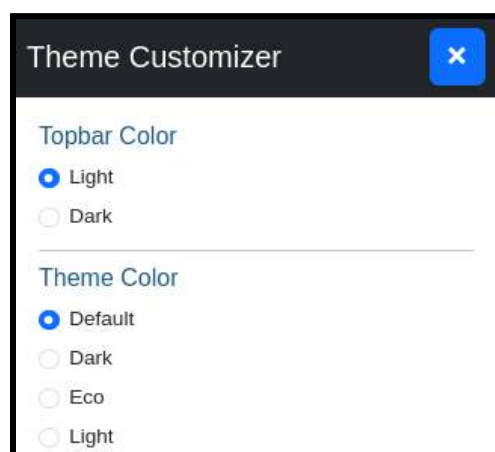
Case List									
Show 10 entries Search By Search:									
Sr. No.	High Court	Bench	CNR	Case Number	Party Name	Date of Registration	Purpose Name	Next Date	Disposal Nature
1	Allahabad High Court	Allahabad Bench	UPHC016488472024	Regular/48/2025	GRAM SABHA / CONSOLIDATION COMMITTEE MAUJA AIRWA TIKUR PARGANA Vs STATE OF U.P. AND 3 OTHERS	06-01-2025		01-01-1970	
2	Allahabad High Court	Allahabad Bench	UPHC016547482024	Cross Objection/13/2025	SATENDRA @ CHHOTE Vs UNITED INDIA INSURANCE COMPANY LIMITED	07-03-2025		01-01-1970	
3	Allahabad High Court	Allahabad Bench	UPHC016555982024	Regular/11/2025	MANSARAM AND ANOTHER Vs THE CHAIRMAN INDUSTRIAL DEVELOPMENT AUTHORITY NOIDA AND ANOTHER	08-01-2025		01-01-1970	
4	Allahabad High Court	Allahabad Bench	UPHC016639032024	Regular/12/2025	RAMKUMAR AND ANOTHER Vs STATE OF U.P. AND 5 OTHERS	02-01-2025		01-01-1970	
5	Allahabad High Court	Allahabad Bench	UPHC016647002024	Regular/7/2025	RAMWANTI DEVI Vs MAHENDRA KUMAR AND 10 OTHERS	02-01-2025		01-01-1970	
6	Allahabad High Court	Allahabad Bench	UPHC016678402024	Arbitration/16/2025	M/S GUPTA ENTERPRISES Vs UNION OF INDIA	08-02-2025		01-01-1970	
7	Allahabad High Court	Allahabad Bench	UPHC016679542024	Special Subjects/1/2025	SATYAPAL SINGH (DECEASED) AND 2 OTHERS Vs FIRM SWASTIK PLAZA PARTNER AMBARISH	02-01-2025	ORDERS	05-03-2025	

11. Settings

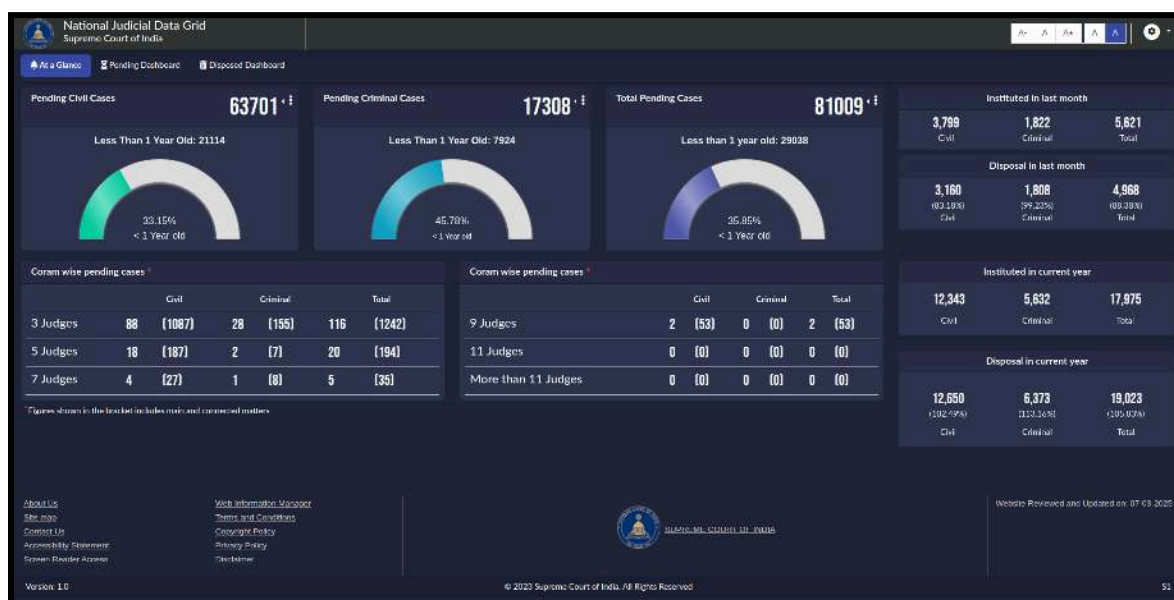


The user can change the settings on the website by clicking on the cogwheel icon on

the top right of the screen.



In the settings, the user can switch between dark or light themes for the top bar, which will enable the person with visual disabilities to read better and comfortability.. The user can also choose between dark, eco, or light color themes for the website, as per their choice, as shown in the screenshot herein. This is truly an inclusive digitally accessible feature.

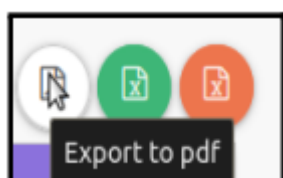


12. NJDG Report Format



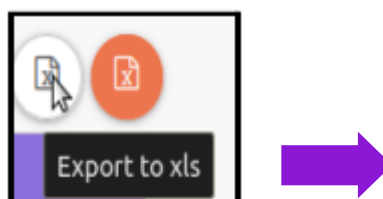
The reports under NJDG can be generated in three formats. All the reports can be generated as PDF, Excel and CSV. The availability of these three types helps the stakeholders to generate the report in editable formats and non-editable formats. The editable formats under .xls and .csv will help to consolidate information according to the needs of a user. The screenshots of the three formats are appended herewith for ready reference.

11.1. Export to .pdf




Years	Institution	Disposal
2018	32101	29914
2019	30325	29776
2020	17885	14204
2021	19650	16893
2022	24686	25712
2023	29707	29327
2024	28642	33670
2025	229	1839

11.2. Export to .xls



	A	B	C	D
1	Report			
2	Years	Institution	Disposal	
3	2018	32101	29914	
4	2019	30325	29776	
5	2020	17885	14204	
6	2021	19650	16893	
7	2022	24686	25712	
8	2023	29707	29327	
9	2024	28642	33670	
10	2025	229	1839	
11				

11.3. Export to .csv



	A	B	C	D
1	Years	Institution	Disposal	
2	2018	32101	29914	
3	2019	30325	29776	
4	2020	17885	14204	
5	2021	19650	16893	
6	2022	24686	25712	
7	2023	29707	29327	
8	2024	28642	33670	
9	2025	229	1839	
10				

11. Benefits of the NJDG-HC

The High Court National Judicial Data Grid (NJDG-HC) represents a significant advancement in judicial transparency and efficiency within India. The NJDG-HC portal serves not just the judiciary but a wide array of users as a comprehensive and a real-time repository of case information, orders, and judgments from the Supreme Court.

11.1 For Judges

1. **Manage Workload:** Judges can easily see how many cases they have. This helps them keep track of their work.
2. **Decide Which Cases to Hear First:** The system provides data that helps judges decide which cases need attention sooner.
3. **Understand Pending Cases:** Judges get clear details about cases waiting to be heard. They can see if cases are civil or criminal, how old they are (like less than a year old, or from a specific year like 2013) and what stage they are at (like whether the first steps are complete or not).
4. **See How Work is Spread Out:** Judges can see which cases are being handled by different numbers of judges.
5. **Check Court Performance:** Judges can compare how many new cases are coming in versus how many are being finished each month or year. This shows how efficiently the court is working.
6. **Learn About Finished Cases:** Judges can see how cases were finished (like dismissed or allowed) and how long it took to finish them.
7. **Plan Better:** NJDG-HC helps judges plan how to reduce the backlog of cases and manage the court more effectively.
8. **Make Decisions Using Facts:** The system provides solid data that can help judges to make informed decisions about court management.

11.2 For Lawyers

1. ***Get Latest Case Updates:*** Lawyers can check the most current status of their cases anytime, as the information is updated very frequently.
2. ***Find Detailed Case Information:*** They can click on links within the system to get specific details like Diary Numbers, Case Numbers, when the case was filed, and names of people involved.
3. ***Understand How the Court Works:*** The system helps lawyers see how cases move through the court, what types of cases are common (like Appeals, Writ Petitions), how many cases are pending, and how quickly cases are finished.

11.3 For Researchers, Academics and Students:

1. ***Great Source of Information:*** The NJDG is like a "treasure trove" filled with lots of data, perfect for high-quality research.
2. ***Study the Court System:*** Researchers can use the real data to study how efficient the courts are, spot trends (like if pending cases are increasing or decreasing, how long cases take), and see how cases are spread out.
3. ***Access to Lots of Case Data:*** They can find details about new cases, pending cases and finished cases, including the type of case, how many there are, year-by-year numbers, the stage cases are in and how they were concluded.
4. ***Create Custom Reports:*** A special tool lets researchers create reports tailored to their specific research questions.
5. ***Download Data Easily:*** Researchers can download data and reports in different formats like PDF, Excel (.xls), or CSV, which makes it easy to study the information further.

11.4 For Litigants

1. ***See Case Progress Clearly:*** NJDG-HC makes it easier for people to understand what's happening with their court case.

-
2. ***Increases transparency:*** NJDG-HC allows litigants to be more informed about the Supreme Court and its workings.

11.5 For General Public

1. ***Makes Courts More Open:*** NJDG-HC helps everyone see how the justice system works.
2. ***Holds Courts Accountable:*** NJDG-HC promotes responsibility within the courts.
3. ***Easy Access to Court Information:*** Anyone can easily find court data with just a click, like how many cases are filed, finished, or still pending.
4. ***Creates Informed Citizens:*** NJDG-HC helps people understand the judicial system better, making them more informed members of society.

11.6 For Court Administration/Staff

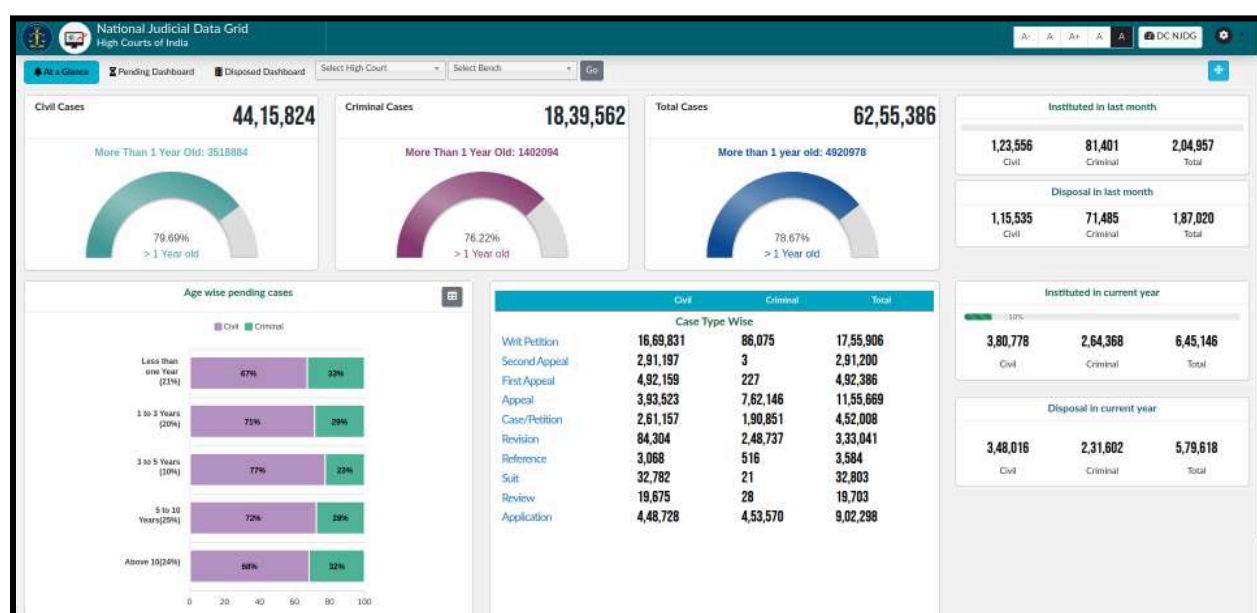
1. ***Better Data Management:*** NJDG-HC provides one central place to manage the huge amount of case information.
2. ***Easy Report Generation:*** NJDG-HC makes it simple to create different kinds of statistical reports needed by the court.

11.7 For Policymakers

1. ***Make Laws Based on Facts:*** NJDG-HC provides policymakers with useful data to see how well the courts are working and where improvements or reforms are needed.
2. ***Track Court Trends:*** NJDG-HC allows policymakers to watch trends like the number of pending cases or how fast cases are resolved, which helps in making policy decisions.
3. ***See the Big Picture:*** NJDG-HC provides an overall view of how the Supreme Court is functioning using reliable statistics.

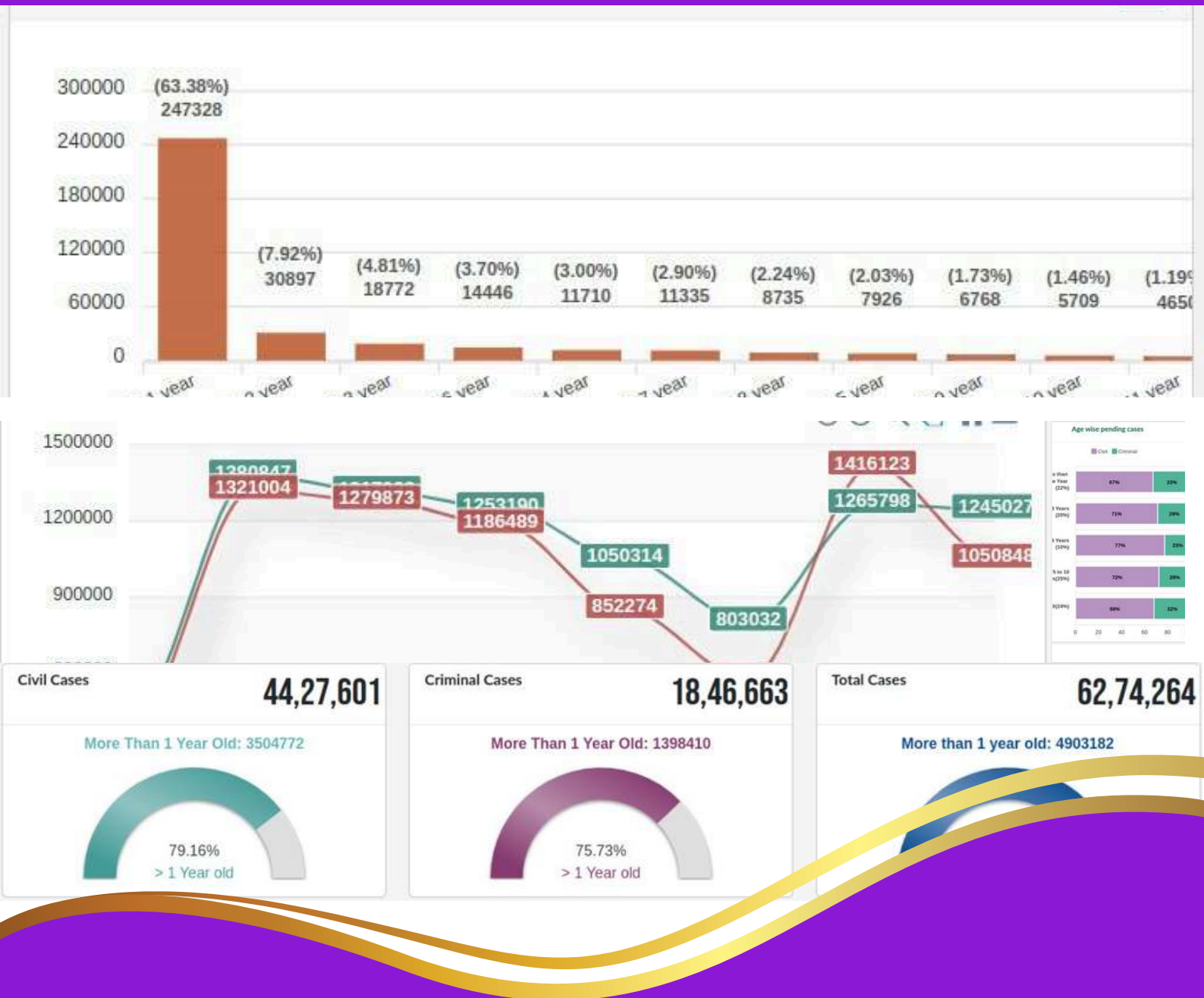
High Courts of India National Judicial Data Grid (NJDG-HC) - Access Link

https://njdg.ecourts.gov.in/hcnjdg_v2/?app_token=fa439f4458390c2b52f838bcd6adf84409c39c189b8ffec761c2ca7e0922894a



HIGH COURTS OF INDIA **NATIONAL JUDICIAL DATA GRID** **(NJDG-HC)**

A Tool for Effective Court & Case Management



Circulated by
eCommittee, Supreme Court of India