राष्ट्रीय परीक्षा एजेंसी
National Testing Agency
Excellence in Assessment

RASHTRIYA MILITARY SCHOOLS 2026

INFORMATION BULLETIN

https://www.nta.ac.in

RASHTRIYA MILITARY SCHOOLS ON MAP

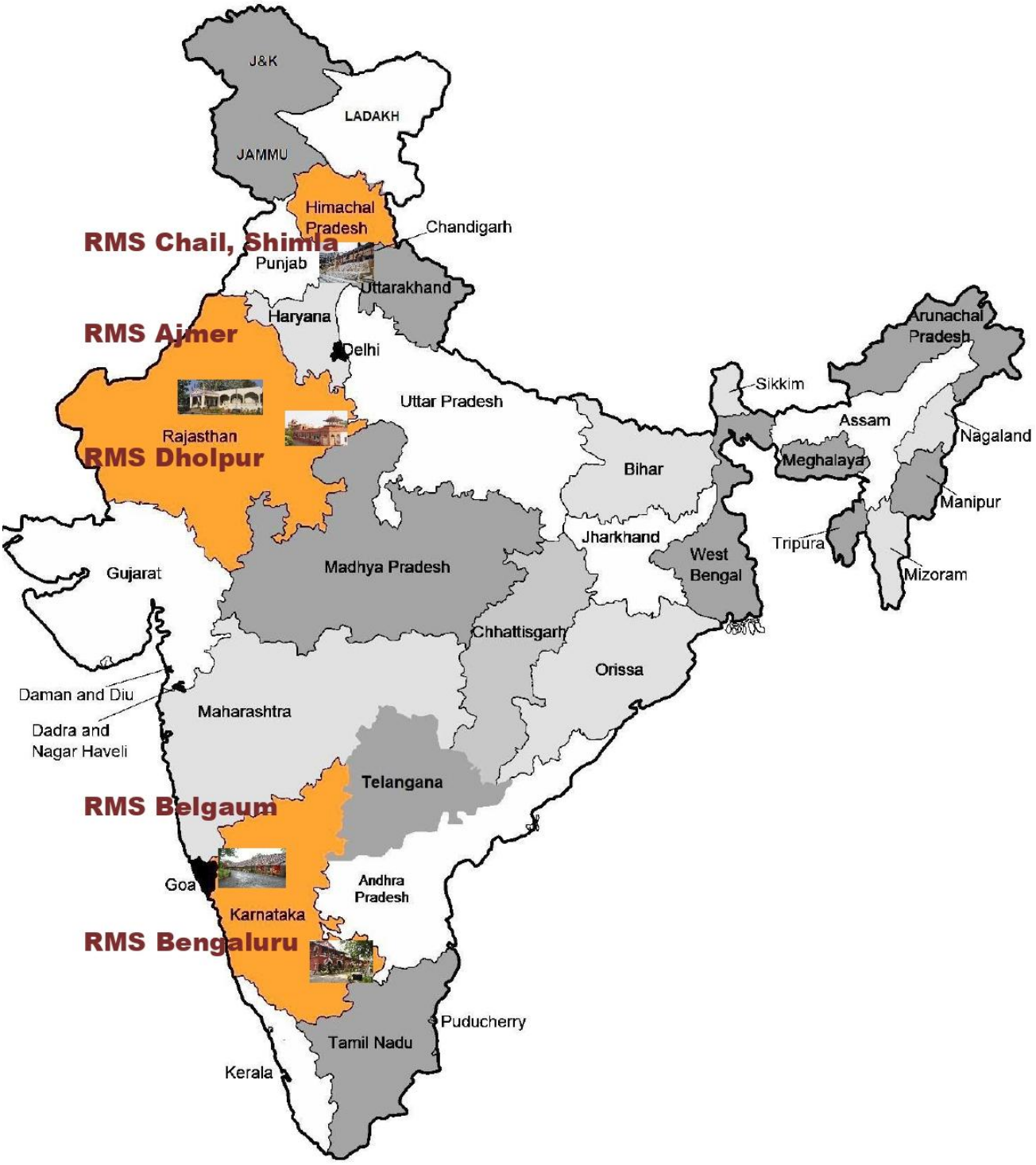

INDEX

SER NO	PARTICULARS		PAGE NOS
1.	Chapter 1	INTRODUCTION	4-5
2.	Chapter 2	IMPORTANT INFORMATION AND DATES AT A GLANCE (FEE DETAILS & IMPORTANT DATES)	6
3.	Chapter 3	ADMISSION GUIDELINES	7-10
4.	Chapter 4	GENERAL INFORMATION AND CONDITIONS	11-16
5.	Chapter 5	PROCEDURE FOR FILLING THE ONLINE APPLICATION FORM	17-26
6.	Chapter 6	CONDUCT OF EXAMINATION, INTERVIEW AND MEDICAL BOARD	27-29
7.	Chapter 7	BROADER SYLLABUS FOR RMS	30-33
8.	Chapter 8	LIST OF EXAMINATION CITIES: RMS	34-35
9.	Chapter 9	BARRED ITEMS	36
10.	Chapter 10	INFORMATION FOR CANDIDATES/PARENTS/ GUARDIANS	37-38
11.	Chapter 11	ADMIT CARD AND CITY INTIMATION	39
12.	Chapter 12	USE OF UNFAIR MEANS / MALPRACTICE	40-41
13.	Chapter 13	POST EXAMINATION ACTIVITIES AND DECLARATION OF RESULT (STAGE-1)	42
APPENDICES			
14.	Appendix ‘A’	LIST OF HOSPITALS FOR CONDUCT OF MEDICAL TEST	43
15.	Appendix ‘B’	SERVING CERTIFICATE	44
16.	Appendix ‘C’	REPLICA OF APPLICATION FORM	45-61

CHAPTER 1

INTRODUCTION

ABOUT NATIONAL TESTING AGENCY (NTA).

1. The Ministry of Education (MoE), Government of India (GoI) has established National Testing Agency (NTA) as an independent autonomous and self-sustained premier examining organization under the Societies Registration Act, 1860 for conducting efficient, transparent and international standards exams in order to assess the competency of candidates for admissions to premier higher educational institutions.

The objectives of NTA, inter-alia, include: -

(a) To conduct efficient, transparent and international standard exams in order to assess the competency of candidates for admission.

(b) To undertake research on educational, professional and examining system to identify gaps in the knowledge systems and take steps for bridging them.

(c) To produce and disseminate information and research on education and professional development standards.

RMS CET-2026

1. **RMS CET-2026** will be conducted by National Testing Agency (NTA).

2. The responsibility of NTA is limited to inviting online applications, operating the online application portal, conducting Stage-I (Written Examination including setting of Question Paper), initial scrutiny of applications for issuance of Admit Cards, processing/evaluation and declaration of the Stage-I result duly complying reservation policy as mandated by Constitution of India/ SC/ Govt of India, issuance of call up letters for medical and interviews, compilation of final merit list based on cumulative score of written exam and interview and medical fitness status, Stage IV (final allotment of school, communication of candidates including second merit list in case candidates from reserve list are required to be activated) and providing the processed merit data to AE Dte. AE Dte remains responsible for framing and administering eligibility, school wise and class wise vacancies and admission criteria, conduct of Stage-II Medical Examination, Stage-III Interview and final verification of original documents and eligibility at the time of admissions.

The responsibility of NTA is limited to inviting online applications, operating the online application portal, conducting Stage-I (Written Examination), initial scrutiny of applications for issuance of Admit Cards, processing/evaluation and declaration of the Stage-I result, and providing the processed merit data to RMS. RMS remains responsible for framing and administering eligibility, vacancy, reservation/merit and admission criteria; Stage-II Medical Examination, Stage-III Interview, Stage-IV final merit/selection and admission; and final verification of original documents and eligibility at subsequent stages

ABOUT RASHTRIYA MILITARY SCHOOLS (RMSs).

3. Rashtriya Military Schools are English medium co-ed residential Public Schools run under the aegis of Ministry of Defence to impart quality education to the wards of defence personnel and civilians from classes VI to XII. These schools are the founding members of Indian Public Schools' Conference (IPSC). Established from 1925 to 1962, these schools are among the oldest Public Schools in India. There are five Rashtriya Military Schools (RMS) located at Chail in Himachal Pradesh, Ajmer and Dholpur in Rajasthan, Belgaum and Bengaluru in Karnataka. Cadets are admitted in to class VI & IX through a Common Entrance Test (CET) conducted under the aegis of ADG AE/ Integrated Headquarters, Ministry of Defence (Army).

AIM

4. The aim of Rashtriya Military Schools is "to impart quality education and prepare the cadets to join the Defence Service as Officers".

ACADEMICS

5. Rashtriya Military Schools are affiliated to the Central Board of Secondary Education (CBSE). The medium of instruction in these schools is English and academic year is from April to March. All schools offer Science Stream only after 10th class. Rashtriya Military Schools prepare cadets for the following examinations: -

5.1. Central Board of Secondary Education

5.1.1. All India Secondary School Examination (Class X).

5.1.2. All India Senior School Certificate Examination (Class XII).

5.2. Union Public Service Commission Examination for admission to National Defence Academy.

CHAPTER 2

IMPORTANT INFORMATION AND DATES AT A GLANCE

FEE DETAILS AND IMPORTANT DATES

Activity	Dates
Online Submission of Application Form	23 September 2026 to 20 October 2026 (Up to 05.00 PM)
Last Date of Successful Transaction of Fee through Credit/ Debit Cards/ Net-Banking/ UPI	20 October 2026 (Up to 11:50 PM)
Late Submission of Online Application Form with Late Fee ₹ 500/-	
Late submission of online application form	21 October 2026 to 25 October 2026 (Up to 05:00 PM)
Last date of successful transaction of late fee through Credit/ Debit Cards/ Net Banking/UPI	25 October 2026 (Up to 11:50 PM)
Correction of details filled in application Form on Website only	27 October 2026 to 28 October 2026

Fee Payable by candidates in INR:

Category	Fee payable	Late Fee
General/ OBC / OBC (NCL)	₹ 1000/- (Rupees One Thousand only)	₹ 500/-
Scheduled Castes/Scheduled Tribes/Wards of personnel Killed in Action (KIA)	₹ 750/- (Rupees Seven Hundred and fifty only)	

City Intimation Slip	Last Week of November 2026.
Downloading of Admit Cards from NTA website	05-07 days before the date of Examination
Date of Examination Stage-I (Written Exam)	13 December 2026 (Sunday)
Duration of examination	02 hours and 30 minutes
Timings of examination	As indicated on the Admit Card.
Exam Centre	As indicated on the admit card
Display of Scanned Answer Sheets, Question Paper Sets and Provisional Answer Keys for inviting challenges	The same will be announced later through the NTA website
Declaration of results Stage-1 along with Final Answer Keys	January 2027
Allotment of Military Hospitals and RMSs for Interview Stage II- Medical Examinations Stage III- Interviews	February - March 2027 Medical Examinations and Interviews will be conducted as indicated on the Medical cum Interview call up letters.
Conduct of Stage-IV	March 2027
Forwarding of interview marks and medical fitness to NTA by AE DTE. Compilation and Publication of Results by NTA	
Joining Instruction for Admission by NTA	
Joining School	01 April 2027
Websites	https://exams.nta.nic.in/rmscet/

*The schedule will remain unaltered even if the date of the exam is declared as a Public Holiday.

Note: -The fee as mentioned above is exclusive of any taxes or service charges payable to banks/ payment organizations, that may be applicable. No request for refund of the examination fee once successfully remitted will be entertained by NTA, except in the case of duplicate or multiple payments arising from the same application. Such duplicate payments will be refunded automatically through the original payment mode after fee reconciliation by NTA, generally after declaration of the final result.

CHAPTER 3

ADMISSION GUIDELINES

ADMISSION

1. The Common Entrance Test for admission to Classes VI and IX will be conducted in December. The examination will be OMR-based and will cover the subjects specified under the heading **"ADMISSION TEST."** For admission to Class VI, candidates should not be less than 10 years and more than 13 years of age as on 31st March of the year of admission. For admission to Class IX, candidates should not be less than 13 years and more than 16 years of age as on 31st March of the year of admission. Admission in Classes VI and IX is on the basis of availability of vacancies. Parents/candidates should also note that all admissions are into the category of Boarders only. No day scholars are allowed. Important Dates for admission in Rashtriya Military Schools are as under: -

1.	Dates for Online Submission of Application Forms for Class VI & Class IX.	**23 September 2026 to 20 October 2026 (up to 05:00 PM)**
2.	Date of Written Examination for Class VI & Class IX.	**13 December 2026**

RESERVATION

2. Following reservation will be applicable:

2.1. **Category wise Reservation**

• Entitled Category	JCOs/OR (Serving & Retired of Army, Air Force & Navy only)	70%
• Non-Entitled Category	Officers **#** (Serving & Retired of Army, Air Force & Navy only)	20%
	Civilians	10%

 # In case seats are vacant, the same can be offered to civilian category in the same academic year.

2.2. **Reservation as per Govt of India reservation policy**. The following reservations will be applicable in all categories mentioned at para 2.1 above. Unfilled vacancies will be transferred to Unreserved Category.

2.2.1. OBC (NCL) - 27%.

2.2.2. SC - 15%.

2.2.3. ST - 7.5%.

2.3. **Reservation for the Wards of Personnel Killed in Action (KIA)**. A total of 50 seats (Not more than 15 in either of the school) are earmarked for wards of personnel Killed in Action (KIA) (Applicable for wards of Army, Air Force & Navy only).

2.4. **Reservation for Girls**

2.4.1 **Class VI**. 10% seats or max 30 seats whichever is less (put together in all 05 RMSs) of total seats declared for current CET.

2.4.2. **Class IX.** 10% seats (put together in all 05 RMSs) of total seats declared for current CET.

CONDITIONS OF ELIGIBILITY

3. **Educational Qualification.** For admission to Class VI, the candidates must have passed Class V or be studying in Class V and pass it before that date of admission to Rashtriya Military School. For admission in Class IX, the candidate must have passed Class VIII from a government/recognized school before the date of admission to Rashtriya Military School. Candidates should also preferably have knowledge of English which is the medium of instruction in Rashtriya Military Schools.

4. **Age.** Boys & Girls aged between 10-13 years as on 31st March 2027 (born between 1st April 2014 and 31st March 2017, both days inclusive) for admission in class VI and aged between 13-16 years as on 31st March 2027 (born between 1st April 2011 and 31st March 2014, both days inclusive) for admission in Class IX. Six months relaxation in upper age limit is permissible for wards of personnel Killed in Action. The authority for date of birth will be Date of Birth Certificate issued by Municipal Corporations/authorized local Govt bodies only. Certificates issued by Gram Panchayat or any other local body will not be acceptable. Any variation in the Date of Birth or any other particulars in the sheet role and the School Leaving Certificate will render the candidature of the candidate null and void.

5. **Important Instructions**

5.1. Parents/ candidates should exercise due care while filling up the online application form. **If on verification or otherwise at any stage of selection, incorrect information or some variation found, the candidature is liable to be cancelled automatically. No request for change in category, Date of Birth or medical examination centre will be entertained.**

5.2. **Verification of eligibility conditions with reference to original documents will be done during admission process.**

6. **Admission Test.** The CET written examination for Class VI & Class IX will be through Optical Mark Reader **(OMR)** based examination and scheme of marking for these papers will be as given below: -

CLASS VI				
Subject	**No of Question**	**Max Marks**	**Min % to qualify**	**Duration**
(a) English (Candidate is required to qualify in this test. English Marks are not counted towards preparation of final merit list)	50	50	35%	2 hours 30 minutes
(b) Intelligence Test	50	50	40%	
(c) Mathematics	50	50	40%	
(d) General Knowledge & Current Affairs	50	50	40%	
(e) Interview		20	-	-

Class IX					
Subject	**No of Questions**	**Marks**	**Max Marks**	**Mini % to qualify**	**Duration**
(a) Paper – 1			**100**	**50%**	2 hours 30 minutes
English	50	50 marks			
Hindi	20	20 marks			
Social Science	30	30 marks			
(b) Paper – 2			**100**	**50%**	
Mathematics	50	50 marks			
Science	50	50 marks			
(c) Interview			**50**		

7. **Syllabus.** Written test will generally be of Class V standard for Class VI and Class VIII standard for Class IX admission. Question Paper in Entrance exam will be bilingual (English and Hindi) for Class VI and only in English for Class IX.

8. **Tie-Breaking Criteria for Class VI & Class IX**

Order of Priority	Class VI	Explanation (Class VI)	Class IX	Explanation (Class IX)
P1 (First)	Mathematics	Candidates with higher marks in Mathematics will be given preference.	Mathematics	Candidates with higher marks in Mathematics will be given preference.
P2 (Second)	Intelligence Test	If tie continues, candidates with higher marks in Intelligence Test will be given preference.	Science	If tie continues, candidates with higher marks in Science will be given preference.

P3 (Third)	General Knowledge (GK)	If tie continues, candidates with higher marks in GK will be given preference.	English	If tie continues, candidates with higher marks in English will be given preference.
P4 (Fourth)	English	If tie continues, candidates with higher marks in English will be given preference.	Social Science (SST)	If tie continues, candidates with higher marks in Social Science will be given preference.
P5 (Fifth)	Interview	If tie continues, candidates with higher marks in interview will be given preference	Hindi	If tie continues, candidates with higher marks in Hindi will be given preference.

9. **Result for Stage-I (Written Part)**. Result will be hosted on NTA website https://exams.nta.nic.in/rmscet/ with category wise cut off marks. All registered candidates can login to their accounts on NTA website to check their individual marks.

10. **Medical Fitness.** All qualified and shortlisted candidates will undergo medical examination before interviews and final selection as per norms/ criteria specified in AFMSF-2 and only in the hospitals given at **Appendix A**. Candidates found medically unfit by the board of officers at listed hospitals will not be admitted. Candidates will also be required to remain medically fit during the course of their stay at Rashtriya Military School. The admission of the candidate will be provisional till Fitness Certificate is received from the Hospital. **NO REQUEST FOR CHANGE OF MEDICAL EXAM CENTER WILL BE ACCEPTED**

11. **Interview.** Those candidates who qualify in the written exam will be called for medical and interview. Medicals will be conducted at nominated Military Hospitals (MHs)/ Command Hospitals (CHs) (to be selected by candidate) and interviews will be conducted at any one of the RMS. Marks of interview will be added to the score of the written exam before deciding final merit list. No travelling or any other allowances will be admissible in connection with the journeys under taken for the CET interview.

12. **Final Result.** Based upon the cumulative marks in written exam and interview, category wise final merit list will be prepared for medically fit candidates and hosted on NTA website https://exams.nta.nic.in/rmscet/. Candidates can use their login credentials to check their marks. No separate intimation will be sent to unsuccessful candidates.

13. **Final Selection.** Candidates selected in order of merit on the basis of total marks scored by them in the admission test and the interview will be admitted to one of the Rashtriya Military Schools. Qualified candidates will be allotted schools purely on the basis of Merit and vacancies available in schools.

CHAPTER 4

GENERAL INFORMATION AND CONDITIONS

GENERAL INSTRUCTIONS

1. **RMS CET-2026** will be conducted as per the guidelines of the Additional Directorate General of Army Education/Army Education-2, IHQ of MOD (Army).

2. Merely appearing and passing in **RMS-2026** does not confer any right to the candidate for admission to the Rashtriya Military School.

3. The selection and admission to Rashtriya Military School (RMS) is subject to fulfilling the admission criteria, eligibility, rank in merit list, medical fitness, verification of original documents and such other criteria as may be prescribed by the Rashtriya Military Schools (RMSs)/ Additional Directorate General of Army Education/Army Education-2, IHQ of MOD (Army).

4. Applications of candidates submitting false and fabricated information will be rejected and such candidates will be further debarred from appearing in future examinations.

5. Incomplete application and applications not in accordance with instructions are liable to be rejected without any further intimation.

6. The examination fee once deposited will not be refunded. Fee will neither be carried forward to a future examination nor refunded.

7. Applications once submitted cannot be withdrawn. It must be noted that mere deduction of fee from the bank account is not a proof of fee payment. The payment should be supported by fee payment and generation of Confirmation Page.

8. Instructions in the Information Bulletin may change /be updated based on decisions taken by the NTA / Additional Directorate General of Army Education/Army Education-2, IHQ of MOD (Army) and other authorities from time to time. Therefore, it is advised to regularly check the website https://exams.nta.nic.in/rmscet/ for any further updates or information.

9. NTA/ ADG AE Dte retain the statutory authority to amend vacancy numbers, alter the examination structure, and establish minimum qualifying cut-off marks, subject to administrative approvals. All declared vacancies remain provisional and contingent upon institutional requirements. Candidates are legally bound to comply strictly with all issued directives and guidelines throughout the Additional Directorate General of Army Education/Army Education-2, IHQ of MOD (Army).

10. NTA / Additional Directorate General of Army Education/Army Education-2, IHQ of MOD(Army) reserves the right to withdraw permission, granted inadvertently, if any, to any candidate who is not eligible to appear in the **RMS CET-2026**, even though the Admit Card had been issued by the NTA.

11. Candidates are required to keep with them at least one identity proof along with the admit card issued to the candidate and shall produce the same on demand at the time of examination at the center.

12. Candidate's admission to **RMS-2026** is purely provisional and is subject to fulfillment of eligibility criteria prescribed by the Rashtriya Military School as applicable.

13. Application Form of candidates who do not fulfill the eligibility criteria shall be rejected.

14. Selection of a candidate in the Examination is provisional, subject to being found otherwise eligible for selection.

15. The decision of Additional Directorate General of Army Education/Army Education-2, IHQ of MOD (Army) shall be final in all matters relating to Eligibility, Acceptance or Rejection of the applications/ candidature of any Candidate, Penalty for false information, Selection & Admission in RMS etc.

16. In case of any ambiguity in interpretation of any of the instructions/terms/rules/criteria regarding determination of eligibility/conduct of examination/registration of candidates/information contained therein, the interpretation of the Additional Directorate General of Army Education/Army Education-2, IHQ of MOD (Army) shall be final and binding in accordance with the applicable rules.

17. Candidates are advised to keep visiting the NTA website https://exams.nta.nic.in/rmscet/ and RMS website www.rashtriyamilitaryschools.edu.in regularly for all examination related updates and to check their emails.

18. Candidates are NOT allowed to carry Hand bag, Purse, cap, goggles, jackets, any kind of Paper/ Stationery/ Textual material (printed or written material), Eatables (loose or packed), Mobile Phone/ Ear Phone/ Microphone/Pager, Calculator, Docu-Pen, Slide Ruler, Formulae, Log Tables, whitener, Camera, Tape Recorder, Electronic Watches with facilities of calculator, any metallic item or electronic gadgets/devices, pointed instruments etc. in the Examination Hall/ Room.

19. A candidate needs to give her/his preferences for examination Centre cities during submission of online application form. However, centres shall be allocated taking into account logistical considerations. While filling up the Online Application Form, candidates can select maximum four Convenient Cities from **Chapter 8** as their Choice of Cities for the exam Centre in order of their priority. Choice of Centre Cities will be limited to the State of Permanent Address or State of Present Address only.

20. The information about the examination centres will be given in the respective admit cards.

21. No request for change of centre/ venue/date/session for Examination shall be entertained.

22. NTA/ Additional Directorate General of Army Education/Army Education-2, IHQ of MOD(Army), however, reserves the right to cancel any of the Examination Centres and/ or add some other Centres, with approval of competent authority, depending upon the response, administrative feasibility, etc.

23. NTA/ Additional Directorate General of Army Education/Army Education-2, IHQ of MOD (Army) also reserves the right to allot the candidate to any city even other than the preferences given by her/him.

24. Candidate will appear for the examination at an Examination Centre at her / his own risks and expenses and NTA/ Additional Directorate General of Army Education/Army Education-2, IHQ of MOD (Army) will not be responsible for any injury or losses etc. of any nature.

25. No TA/DA will be paid to any candidate for appearing in the examinations.

26. In case it is found at any time in future that the candidate has used / uploaded the photograph and signature of someone else in her/his Application Form / Admit Card or she/he has tampered her/his Admit Card /result, these acts of the candidate shall be treated as Unfair Means (UFM).

27. In case, it is detected at any stage of examination that a candidate does not fulfill the eligibility norms and/or that she/he has suppressed/twisted or truncated any material acts or any other grounds which the NTA/ Additional Directorate General of Army Education/Army Education-2, IHQ of MOD (Army) consider to be sufficient clause, her/his candidature shall stand cancelled without giving any reasons and notice to the candidate concerned. If any of these shortcomings is detected even after selection/admission, their admission may be liable to be terminated.

28. No recommendation for selection either written or oral, other than those for whom required as per Rules applicable will be taken into consideration. Any attempt on the part of a candidate to enlist support directly or indirectly for his candidature by other means shall disqualify him/ her for selection/admission.

29. The candidates are required to fill in the Online Application Form with correct and complete information carefully. If any incomplete or false information is given, then the candidate will be solely responsible for the same and on the basis of false and incomplete information, the Application Form shall be rejected at any stage of the selection without giving any reasons/notice. On furnishing any false information, particulars, certificates or indicating wrong category/sub-category etc.in the application form or in case of any other default, NTA/ Additional Directorate General of Army Education/Army Education-2, IHQ of MOD (Army) may reject the candidature at any stage of the selection/admission.

30. Requests for information under the Right to Information Act, 2005 (RTI Act 2005) shall be dealt with by the designated competent authority in accordance with the provisions of the Act and applicable rules. Information may be withheld only to the extent permitted under the applicable statutory exemptions. The information uploaded on the website shall remain for a specific period only. Therefore, the candidates are advised to download the uploaded information and keep up with them for future.

31. It is to be noted that if a candidate has been allowed to appear in the examination, it does not imply that the candidate's eligibility has been verified. It does not vest any right with a candidate for selection/admission. The eligibility is subject to final verification by the Additional Directorate General of Army Education/Army Education-2, IHQ of MOD (Army) at subsequent stages. The candidate shall satisfy her/his eligibility before applying and shall be personally responsible in case she/he is not eligible to apply as per the given eligibility criteria on the last date for submission of Application Form.

32. Furnishing of false, wrong or inaccurate information may lead to cancellation of the candidature of the Applicant and/or her/his Result. Canvassing in any form and use of Unfair Means (UFM) during the examinations shall disqualify the candidature of the applicant.

33. The Result of the Candidates who indulge in Unfair Means (UFM) practices shall not be declared (and may be cancelled).

34. Mobile Phones, Pagers, Bluetooth devices or any other communication device is not allowed inside the premises where the examination is being conducted. Any infringement of these instructions may entail suitable actions/restrictions as NTA/ Additional Directorate General of Army Education/Army Education-2, IHQ of MOD (Army) may deem fit and proper, including ban from future examinations.

35. The NTA/ Additional Directorate General of Army Education/Army Education-2, IHQ of MOD (Army) will not be responsible for any inadvertent error and reserves the right to correct such errors that might have inadvertently crept in. However, it does not owe any responsibility for error committed by the candidate.

36. NTA/ Additional Directorate General of Army Education/Army Education-2, IHQ of MOD (Army) reserves the right to conduct additional examination (as applicable) at any stage in accordance with the applicable rules and with approval of competent authority. Furthermore, Additional Directorate General of Army Education/Army Education-2, IHQ of MOD(Army) also reserves the right to cancel modify, or suspend any part or the entirety of the selection and admission process across all notified stages, in this Information Bulletin at its discretion and without liability.

37. NTA/ Additional Directorate General of Army Education/Army Education-2, IHQ of MOD(Army) reserves the right to incorporate any subsequent changes/modifications/additions in the terms & conditions of selection/ admission under the notice as necessitated and applicable by issuing necessary addendum/corrigendum to their Notification.

38. Candidates should not consider themselves selected until Joining Instruction to this effect is issued and Call Up Notices are sent to them by the competent authorities.

39. Under no circumstances, any candidate or parents/guardians/relatives or friends are permitted to approach any officer in the Service Headquarters or any other person concerned with the selection of the candidates with the intent of canvassing or any form of preferential treatment. Any attempt to do so is liable to result in rejection of the candidate.

40. Any matter not specifically covered in this Information Bulletin or elsewhere shall be decided by the NTA/ Additional Directorate General of Army Education/Army Education-2, IHQ of MOD(Army), whose decision in this regard shall be final, binding and subject to applicable law.

Caution

41. Selection of the candidates shall be purely on the merit basis in a transparent way. Hence, the candidate has to be careful of touts and selection racketeers, who promise to get them selected unlawfully on illegal considerations/means. Candidates/ Parents/ Guardians are cautioned not to fall prey to unscrupulous touts, crooks and fraudsters who may make false, bogus and misleading assurances/ claims while approaching them (using spoofed emails, SMS, fake telephone calls or forged documents or personally in the name of NTA/ Additional Directorate General of Army Education/Army Education-2, IHQ of MOD (Army) for assistance with admission in exchange of monetary considerations. They are also likely to collect personal data of the aspiring candidates which may be misused by them in future. Neither NTA nor Additional Directorate General of Army Education/Army Education-2, IHQ of MOD (Army) has authorised any person or agency to offer help for online registration and support for RMS CET-2026 on their website or to use the name, logo and their website contents. It is hereby made clear that NTA or Additional Directorate General of Army Education/Army Education-2, IHQ of MOD (Army) do not have any agents or touts, liaison, admission offices, representatives or any other office/ school than those mentioned on the official website. In case candidates are approached by any such agent promising undue favours, they should not respond to such offers and should immediately approach the police authorities if the situation so warrants. Candidates could get their grievances addressed and ascertain the status of their candidature from the public grievances and nodal officers at NTA/Helpdesk.

42. Further, the NTA/ Additional Directorate General of Army Education/Army Education-2, IHQ of MOD (Army) has not appointed any agent(s) or coaching advertisement for action on its behalf. Candidates are warned against any such claims being made by persons/agencies. Candidates are selected purely as per merit. Beware of unscrupulous elements and do not fall in their trap. Candidates attempting to influence NTA/ Additional Directorate General of Army Education/Army Education-2, IHQ of MOD(Army) directly or indirectly shall be disqualified and legal action can be initiated against them. Candidates are advised to visit only the official website of NTA and/or Additional Directorate General of Army Education/Army Education-2, IHQ of MOD (Army) and beware of FAKE websites put up by unscrupulous elements/touts.

LEGAL JURISDICTION

43. All disputes pertaining to the conduct of RMS CET-2026 including results of Stage-1 shall fall within the jurisdiction of NTA. Further, any legal question arising out of the Stage-1 of Examination shall be entertained only when raised within 30 days from the declaration of result.

RETENTION POLICY

44. The record of RMS CET-2026 would be preserved up to maximum period of ninety (90) days after declaration of result of each Stage and thereafter will be weeded out as per standard operating procedures.

CHAPTER 5

PROCEDURE FOR FILLING THE ONLINE APPLICATION FORM

Important Points

1. It is advised to go through the website of RMSs www.rashtriyamilitaryschools.edu.in and understand their Admission Policy/Procedure clearly.

2. The Additional Directorate General of Army Education/Army Education-2, IHQ of MOD(Army) reserves the right regarding number of vacancies/seats for admission in RMSs. The number of vacancies may undergo change due to unforeseen circumstances. Therefore, advised to be in touch with the website of the RMSs for latest updates in this regard.

3. Admission of boys/girls in the RMSs is as per the admission policy of the Additional Directorate General of Army Education/Army Education-2, IHQ of MOD(Army).

4. Medium of education, residential facilities, Education Board, fee structure, etc. is the prerogative of the RMSs/ Additional Directorate General of Army Education/Army Education-2, IHQ of MOD(Army).

5. **It is strongly advised to read the Information Bulletin carefully and check and ensure your eligibility before for the examination and admission. Neither NTA nor RMS will be responsible for any error committed by the candidates in selection of state/domicile/filling of incorrect particulars etc. and possible loss of opportunity to join the RMSs, on this account**.

6. Wrong information/ data during registration will lead to cancellation of candidature automatically.

7. Candidates must follow the instructions strictly as given in the Information Bulletin and on NTA website https://exams.nta.nic.in/rmscet/. Candidates not complying with the instructions shall be summarily disqualified.

8. **It is advised to be in touch with the Website of NTA and RMS for latest updates**.

9. Candidates can apply for **RMS CET-2026** "Online" only on the website https://exams.nta.nic.in/rmscet/. The Applications other than online mode will not be accepted in any case.

10. Only one application is to be submitted by a candidate.

11. If a candidate submits more than one Application Form, all his/her Application Forms shall summarily be rejected or the form submitted at a later date will be considered for processing. NTA reserves the right on such matters.

12. Candidates must ensure that e-mail address and mobile number provided in the online application form are their own or that of their parents, as all information/communication will be sent by NTA through e-mail on the given e-mail address or SMS on given mobile number only. This email address and mobile number would also be required by the candidate during the Interview/Admission process.

13. Candidates are advised to select the hospital during the online registration where you wish to undergo medical examination**.**

14. Class, gender, date of birth, category, KIA, Officers, JCOs/OR, civilian, personal details etc field to be filled in carefully as applicable. It cannot be changed thereafter.

OBC (Creamy Layer) Candidates

15 OBC (Creamy Layer) Candidates Will Apply under General Category (JCOs & OR /Civilian / Officer).

JCOs/OR Category

16. Only wards of serving or retired JCOs/ORs of Army, Air Force and Navy will apply under this category.

Killed In Action Category

17. Only wards of Widows of Defence Personnel (Army, Air Force & Navy) Killed in War/war like operations will apply under this Category.

Officers Category

18. Only wards of serving or retired commissioned officers of Army, Air Force and Navy will apply under this category.

Civilians

19. Wards of any personnel other than mentioned at para 15, para 16 and para 17 to apply under this category.

Note: Wards of Para Military Forces, Police Personnel & Defence Civilians etc will apply under this Category.

It is suggested that the candidate should keep the following ready before filling of the Online Application Form:

20. A computer/Laptop with proper internet connectivity.

21. The particulars of a valid Government ID proof.

22. Date of Birth Certificate (issued by Municipal Corporation/ authorized local Govt bodies).

23. Domicile Certificate of the Candidate.

24. SC/ST Certificate (where applicable).

25. Uploading a government-approved identity proof is mandatory for verification. Candidates should submit photo identity document as specified in application form. Non-submission of any valid ID proof will lead to application rejection.

26. Actual category viz. General (UR) / OBC / SC / ST etc. as the case may be, correctly mentioned in the relevant column.

27. The recent passport size photographs should be in colour with 80% face (without mask) clearly showing complete face from chin to head having straight eye contact with the camera with both ears visible in appropriate contrast on light shade plain background without any kind of sunglasses/spectacles in JPG/JPEG format (size between 10 KB to 200 KB).

28. Scanned clear signature in JPG/JPEG format clearly legible (size between 10 KB to 50 KB).

29. Service certificate (for wards of defence personnel/ Govt/ transferrable job applying for Centre other than domicile) in pdf format (size between 50 KB to 300 KB).

30. A valid e-mail ID as important communications will be made in this e-mail ID.

31. A valid mobile number as important information via SMS will be sent to this number.

32. **Mobile Number and e-mail Address**: Candidates must provide Mobile Number and email address (their own or that of their parents). The Mobile Number and email will be verified through One Time Password (OTP) prior to creation of online credential.

33. Information Bulletin may be downloaded and read carefully by the candidate that to be sure about his/her eligibility and to acquaint with requirements for submission of Online Application Form.

34. Candidates should check whether they fulfill the eligibility conditions for the Examinations as prescribed.

35. Candidates are advised to verify the correctness of the information provided by them by pre-viewing the online application form before payment. If required candidates may edit their application form before submission.

36. In order to avoid correction in the particulars at a later stage, the candidate should exercise utmost caution while filling up the details in the Application Form. Once finally submitted, details filled in certain specific fields may be changed only during correction window. After that no communication in this regard will be entertained.

37. Registration will be treated as complete only if the fee has been transacted successfully, else the form will be cancelled.

38. Candidates are not required to send/ submit hard copy of Confirmation Page to NTA office. **However, the candidates are advised to retain the hard copy of the Confirmation Page and proof of fee submitted for future need.**

39. Providing the APAAR ID integration is optional for candidates applying for the Rashtriya Military Schools Common Entrance Test (RMS CET)-2026. However, candidates are advised to furnish their APAAR ID, if available, while filling out the application form. Non-integration of the APAAR ID shall not affect the candidate's eligibility or the submission and processing of the application form.

40. Candidates must note that mere deduction of fee from the bank account is not a proof of fee payment. The payment should be supported by updated fee and generation of Confirmation Page which is the proof of successful submission of Application Form.

Note: Download and read the Information Bulletin carefully to ensure your eligibility.

41. **Follow the steps given below to Apply Online: -**

41.1. **Step1**: Register for Online Registration using your own Email ID and Mobile No. and note down system generated Registration Number.

Candidate's Name/Mother's Name/Father's Name as in the school records. Date of Birth in dd/mm/yyyy format as recorded in date of birth certificate/school records.

41.2. **Step2**: Complete the Online Application Form and note down the system generated Registration Number.

41.3. **Upload the following documents:**

41.3.1. Scanned images of Candidate's Photograph (size: 10 KB to 200 KB) in JPG/ JPEG format.

41.3.2. Date of Birth Certificate (issued by Municipal Corporation/ authorized local Govt bodies) file size 50 KB to 300 KB in pdf.

41.3.3. Domicile Certificate of the Candidate, file size 50 KB to 300 KB in pdf.

41.3.4. SC/ST Certificate (where applicable) file size 50 KB to 300 KB in pdf.

41.3.5. Candidate's Left Hand Thumb Impression in JPG/JPEG format in 10 KB to 50 KB.

41.4. **Uploading of scanned images**

41.4.1. **Candidate's Photograph**

41.4.1.1. Passport size Photograph (size: 10 KB to 200 KB) in JPG format.

41.4.1.2. The photographs must be taken on or after 1st July 2026 preferably indicating clearly the name of candidate along with the date of taking the photograph. Photograph should not be with cap or goggles. The focus needs to be on face (80% face coverage, ears clearly visible, on white background).

41.4.1.3. Spectacles are allowed only if being used regularly.

41.4.1.4. Polaroid and Computer-generated photos are not acceptable.

41.4.1.5. Applications not complying with these instructions or with unclear photographs are liable to be rejected.

41.4.1.6. Application without photographs shall be rejected.

41.4.1.7. The photographs need not be attested. Candidates are advised to keep 6 to 8 passport size and colour photographs with white background.

41.4.1.8. Candidates may note that if the photographs uploaded are found to be fabricated or defaced or seem to be hand-made or computer made etc., the application of the Candidate will be rejected and the same will be considered as using Unfair Means (UFM) and the candidate would be dealt with accordingly.

41.4.1.9. In case someone else's or unrelated photographs have been uploaded, the candidature shall be cancelled and the case will be considered as using UFM. Criminal action as per laws of the country shall also be initiated.

41.4.2. **Candidate's Signature**

41.4.2.1. The candidate should put his/her full signature in running hand writing not in capital letter on white paper with Black Ink pen (clearly legible) and scan for uploading.

41.4.2.2 File size must be between 10 KB to 50 KB in JPG/JPEG format.

41.4.2.3 Online Application Forms without uploaded signatures will be rejected.

41.4.2.4 In case someone else's signature has been uploaded, the candidature shall be cancelled and the case will be considered as using UFM. Criminal action as per laws of the country shall also be initiated.

41.4.3. **Candidate's left hand thumb impression.** A candidate should affix his/her left-hand thumb impression on white paper with Blue Ink and scan for uploading. File size must be between 10kb and 50kb in JPG/JPEG format. Further, unclear left hand thumb impression in online application forms will also be rejected.

Note: Candidate must ensure that the uploaded images are clear and proper.

41.4.4. **Uploading of other certificates**

41.4.4.1. The candidate should scan his/her domicile certificate, caste certificate or service certificate as applicable and the date of birth certificate for uploading. File size must be between 50 KB to 300 KB in PDF format.

41.4.4.2. If domicile certificate of the candidate is not available, the domicile certificate of the parent may be uploaded in the relevant field. Proof of domicile of successful candidates are to be furnished during admission.

41.4.4.3. The residence/domicile certificate is to be issued by the concerned authority of State Government/Union Territory certifying that the person bearing the certificate is a domicile/resident of State/Union Territory to whom the certificate is being issued.

41.4.4.4. Category certificate is to be uploaded, if applicable.

Note: Both the Steps (Step-1 and Step-2) can be done together or at separate timings and Final Submit the application form.

41.5. **Step 3**: After completing Step II of online Application Form, candidates may remit the examination fee (Step III) by choosing the following options: -

41.5.1. Select Debit/Credit Card/Net-banking/UPI- Mode of Payment and Service Provider (Service/Processing charges per transaction & GST (as applicable) to be paid by the candidate) and complete the steps as instructed.

41.5.2. Print the Confirmation Page after completion of Step III i.e. payment through Debit/Credit card/ Net banking/UPI.

41.5.3. If candidate fails to complete all the steps up to Step III, the final submission of Online Application will remain incomplete and unsuccessful.

41.5.4. Generation of Confirmation Page confirms final submission of Application Form. If Confirmation Page has not been generated, this means that Application Form has not been submitted successfully.

Note-I: Pay fee using available Bank Payment Gateway through Debit Card/Credit Card/Net Banking/UPI and keep proof of fee paid. In case the Confirmation Page is not generated after payment of fee, then the transaction is cancelled and amount will be refunded to the candidate's account. However, the candidate has to make another transaction, in case the Confirmation Page is not generated.

Note-II: **In case, the fee payment status is not 'OK' the candidates are advised as follows**:

If the fee is paid through credit/debit card and status is not OK, it means the transaction is cancelled. Therefore, such candidates have to pay the fee once again and ensure the OK fee status. For cancelled transactions, the amount will, automatically, be refunded to concerned credit/debit card after the last date of online submission of Application Form or the process of Fee Reconciliation.

42. **Check List for filling the Online Application Form**. The candidates are advised to ensure the following points before submitting the Online Application Forms: -

42.1. Whether they fulfill the prescribed eligibility conditions for the exam.

42.2. That they have furnished the correct name, address and date of birth.

42.3. That they have furnished the correct domicile State/ UT.

42.4. That they have selected their gender viz. Male/Female correctly.

42.5. That they have selected their category viz SC/ST/ defence/ general correctly.

42.6. That they have selected the State/Class/Category/Exam City etc correctly.

42.7. Whether they have kept a Printout of Application Form (Confirmation Page) for their own record.

Notes:

1. The requisite documents (including original) and candidature will be verified at various stages of the exam process against the details provided by the candidates during the online registration/application. The candidature is liable to be rejected if the candidate fails to produce the requisite documents or if the candidate is not able to furnish the requisite documents which corroborates with the details given in the online application form.

2. Candidates are advised to maintain secrecy regarding their application number and password so as to prevent change of profile or data filled by them by other unauthorized persons.

42.8. Download, save and print copies of confirmation page after successful remittance of fee and keep copies safely for future reference.

(All the 3 steps can be done together in one go or at different times.)

43. **NOTES**:

43.1. The final submission of Online Application Form will remain incomplete, if Step-3 is not complete. Such forms will stand rejected and no correspondence on this account will be entertained.

43.2. It is advised to keep the application number and password generated during registration confidential and use them to view registration data and download admit card, results etc.

43.3. The entire application process is online, including uploading of scanned images and Printing of Confirmation page. Therefore, candidates are not required to send/submit any document(s) including Confirmation page to NTA through Post/Fax/By Hand/E-mail to NTA/RMSs/ Additional Directorate General of Army Education/Army Education-2, IHQ of MOD(Army). Candidates shall have to produce all required documents pertaining to eligibility for verification as and when asked for by the RMSs/ Additional Directorate General of Army Education/Army Education-2, IHQ of MOD (Army) at subsequent stages of selection/admission, failing which she/he shall be disqualified.

43.4. All the candidates who have submitted the online Application till last date will be provisionally allowed to appear for the examination and their admit cards will be uploaded on the website.

43.5. NTA shall scrutinize the applications and determine eligibility for RMS CET-2026 in accordance with the eligibility criteria approved by Additional Directorate General of Army Education/Army Education-2, IHQ of MOD (Army) and issue admit cards to eligible candidates. Final verification of original documents and eligibility for admission shall be undertaken by RMSs/Additional Directorate General of Army Education/Army Education-2, IHQ of MOD (Army) at the subsequent stages.

43.6. The certificates of educational qualification and category (if applied under reserved category) will be verified at the time of joining the RMSs. The candidates are, therefore, advised to ensure their eligibility and the category (if applying under reserved category).

43.7. Either NTA and/or RMSs/Additional Directorate General of Army Education/Army Education-2, IHQ of MOD (Army) will, in no way, be responsible for any wrong/ incorrect information furnished by the candidate(s) in his/her Online Application Form. The letter/ e-mails/ WhatsApp Message/ Public Grievance in this regard will not be entertained by the NTA and/or the RMSs/Additional Directorate General of Army Education/Army Education-2, IHQ of MOD (Army).

43.8. If the information given or documents uploaded are not correct or incomplete or cannot be corroborated with the required original certificates at the time of Interview/Admission, the candidature is liable to be rejected and admission denied to him or her at any stage including post admission.

43.9. The Candidates are not required to send/submit the Confirmation Page of Online Application Form to the NTA. However, she/he is advised to retain the following documents with them as reference for future correspondence:

43.9.1. At least four print outs of the Confirmation Page of Online Application Form.

43.9.2. Photographs (same as uploaded on the Online Application Form) - 6 to 8 passport size photographs need to be kept aside.

43.9.3. The name on the photo identification card must match with the name as shown in the Admit Card.

43.10. Any request to change the exam centre, date and time provided on the Admit Card shall not be considered under any circumstances.

43.11. No request for refund of the examination fee once successfully remitted will be entertained by NTA, except in the case of duplicate or multiple payments arising from the same application. Such duplicate payments will be refunded automatically through the original payment mode after fee reconciliation by NTA, generally after declaration of the final result.

DISCLAIMER

44. The official website of NTA is https://exams.nta.nic.in/rmscet/.

45. The entire application process for the RMS CET-2026 is online including uploading of scanned images and printing of confirmation page, issuance of Admit Card etc.

46. All the exam related information as amended from time-to-time, if any, will be available on this website only. Candidates must regularly view this website for exam updates.

47. It is advised to be in touch with the website of the RASHTRIYA MILITARY SCHOOLS for admission to which they had applied.

48. Candidates are advised to read the Information Bulletin carefully and go through the instructions regarding filling of Online Application Form given on NTA website https://exams.nta.nic.in/rmscet/ before starting online registration.

49. Candidate should ensure that all information entered during the online registration process is correct.

50. NTA does not edit /modify/alter any information entered by the candidates after completion of registration process under any circumstances. Any request for change in information thereafter will not be entertained. Therefore, aspirants are advised to take utmost caution while filling up correct details in registration system.

51. Online information provided by candidates like name of candidate, name of father/mother, gender, contact/ address details, category, studied/studying class/educational qualification details, date of birth, information on State/residence/domicile etc during online registration for **RMS CET-2026** will be treated as correct and final and NTA will not entertain, any request for change in information provided by the candidates under any circumstances.

52. The Online correction in specified fields/particulars is permitted only during a stipulated time of correction period, i.e. 27 October 2026 to 28 October 2026 through NTA Website https://exams.nta.nic.in/rmscet/. No request in this regard will be entertained once the stipulated correction period is closed.

53. NTA disclaims any liability that may arise to candidate(s) due to incorrect information provided by the candidate(s) during online registration process.

54. Center/City allocation will depend upon technical and logistical feasibility. Candidates may have to travel to other Cities/States.

55. Candidates/Parents should have their own Mobile Number and valid & active e-mail ID as NTA/RMS shall send all exam related communications only through SMS and email. It is advised to keep their personal email ID and mobile number active as all correspondence pertaining to examination will be communicated on email address and mobile number provided at the time of filling online application. Any request for change of mobile number and e-mail address will not be entertained at any stage.

56. Online Application Form cannot be withdrawn, once it is submitted successfully. The Confirmation Page is not required to be sent. However, candidates must keep print out of Confirmation Page, On- line Application Form, E-Admit Card and at least 08 (Eight) colored passport size photograph identical with the photograph uploaded in Online Application Form.

57. No hard copies of Application Form/certificates/mark sheets/documents etc. are required to be submitted along with 'Online Application Form'.

Usage of Data and Information

58. NTA can use the data provided by the candidate for internal purpose(s) including training, research and development, analysis and other permissible purpose(s).

Help Desk

59. Candidates can call on **011 40759000 or 011 69227700** numbers of NTA for any assistance/clarification. Help Desk will be open from 10.00am to 5.00pm, Monday to Saturday. They can also write to NTA at rmscet@nta.gov.in Candidates are advised to quote their application number, email ID and mobile number in their correspondence with NTA or with the ADG AE Dte.

60. **For payment related issues**.

60.1. If paying through Canara Bank

Level	Name	Email ID
1	Help Desk	pgsupport@billdesk.com; dssrosdel@canarabank.com; tmscodel@canarabank.com; cb0268@canarabank.com;
2	Complaint Management Services	pgsupport@billdesk.com dssrosdel@canarabank.com; tmscodel@canarabank.com; cb0268@canarabank.com
3	Customer Care	pgsupport@billdesk.com dssrosdel@canarabank.com; tmscodel@canarabank.com; cb0268@canarabank.com

60.2. If paying through Union Bank of India

Level	Name	Email ID
1	Customer Care	pgsupport@billdesk.com
2		nodal@billdesk.com

CHAPTER 6

CONDUCT OF EXAMINATION, INTERVIEW AND MEDICAL BOARD

SCHEME OF EXAMINATION

1. The RMS CET-2026 consists of Stages as per details given below:

Stage-I (Written Examination) → Stage-II (Medical) → Stage-III (Interview) → Stage-IV (Final Result/ Selection)

1.1. **Stage-I : Written Examination**

CLASS VI				
Subject	**No of Question**	**Max Marks**	**Min % to qualify**	**Duration**
(a) English (Candidate is required to qualify in this test. English Marks are not counted towards preparation of final merit list)	50	50	35%	2 hours 30 minutes
(b) Intelligence Test	50	50	40%	
(c) Mathematics	50	50	40%	
(d) General Knowledge & Current affairs	50	50	40%	
(e) Interview		20	-	-

Class IX					
Subject	**No of Questions**	**Marks**	**Max Marks**	**Mini % to qualify**	**Duration**
(a) Paper - 1			**100**	**50%**	2 hours 30 minutes
English	50	50 marks			
Hindi	20	20 marks			
Social Science	30	30 marks			
(b) Paper – 2			**100**	**50%**	
Mathematics	50	50 marks			
Science	50	50 marks			
(c) Interview			**50**	-	-

NOTE:

1.1.1. Written test will generally be of Class V standard for Class VI and Class VIII standard for Class IX admission.

1.1.2. The medium of Question Paper in Entrance exam will be **bilingual (English and Hindi) for Class VI** and only in **English for Class IX.**

1.1.3. There will be no negative marking.

1.1.4. In case of any ambiguity in translation/construction of a question in the exam, its English version (except for the Language section questions) shall be treated as final and the decision of NTA shall be final in this regard.

1.1.5. Candidates passing in RMS CET-2026 would be eligible for admission, irrespective of the medium of the examination, subject to meeting other eligibility criteria.

1.1.6. The timeline for the Stage-II interview would be informed separately through the official website www.rashtriyamilitaryschools.edu.in

1.1.7. Representations regarding discrepancies in answer sheets of the candidates will be entertained within 03 Months of declaration of Result only.

1.2. **Stage-II: Medical**. All qualified and shortlisted candidates will undergo medical examination at nominated Military Hospitals (MHs)/ Command Hospitals (CHs) only as per the list of hospitals given at **Appendix A** (to be selected by candidate), before interviews and final selection as per norms/ criteria specified in AFMSF-2. Candidate found medically unfit by the board of officers at listed hospitals will not be admitted. The candidates will also be required to remain medically fit during the course of their stay at Rashtriya Military School. The admission of the candidate will be provisional till Fitness Certificate is received from the Hospital. **NO REQUEST FOR CHANGE OF MEDICAL EXAM CENTER WIIL BE ACCEPTED**.

1.3. **Stage-III: Interview**. Those candidates who qualify in the written exam and medical will be called for interview. Medicals will be conducted at nominated Military Hospitals (MHs)/ Command Hospitals (CHs) (to be selected by candidate) and interviews will be conducted at any one of the RMS. Marks of interview will be added to the score of the written exam before deciding final merit list. No travelling or any other allowances will be admissible in connection with the journeys under taken for the CET interview. The max interview marks will be as under:

Interview	Maximum Marks
For Class VI	20 Marks
For Class IX	50 Marks

1.4. Stage-IV: Result

1.4.1. **Final Result.** Based upon the cumulative marks in written exam and interview, category wise final merit list will be prepared and hosted on NTA website https://exams.nta.nic.in/rmscet/. Candidates can use their login credentials to check their marks. No separate intimation will be sent to unsuccessful candidates.

1.4.2. **Final Selection.** Candidates selected in order of merit on the basis of total marks scored by them in the admission test and the interview will be admitted to different Rashtriya Military School based on availability of vacancies, medical fitness and as per the reservation's norms laid down for various categories by Government of India. Qualified candidates will be allotted school purely on the basis of Merit and vacancy available in school.

CHAPTER 7

BROADER SYLLABUS FOR RMSs

1. The Syllabus is as prescribed by the Additional Directorate General of Army Education/Army Education-2, IHQ of MOD (Army). The RMSs Common Entrance Test will generally be of Class V standard for Class VI and Class VIII standard for Class IX admission. Question Paper in Entrance exam will be bilingual (English and Hindi) for Class VI and only in English for Class IX and the broader topics are as given under: -

The syllabus is aligned with the learning standards of Classes V and VIII

For Class VI

Subject	**Topics**	
English	Active and Passive Voice Adjective Adverb Affirmative and Interrogative Antonyms Articles Comprehension Passages Conjunction Constructions of Sentences Error Correction Gender Modals Noun and its kinds Reported Speech Sentences	Spelling Check Synonyms Verbs and Tense Preposition Vocabulary Confusion Words Question Tags Kinds of Pronouns Ordering of words in sentence Sentence Formation Interjection Idioms & Phrases Collective Nouns Numbers Rhyming Words Singular/Plural
Intelligence Test	Alphabetical Order of Words Analogy Blood Relation Classification (Odd man out) Clock and Calendar Coding-Decoding Decision Making	Direction Sense Inserting Number Non verbal reasoning Puzzle Ranking test Series
Mathematics	Arithmetic Operations Capacity (Volume) Data Handling Fractional Numbers Geometry : Shapes & Spatial Understanding Measurement Mental Arithmetic Money Number System (Whole Number, Natural Number, Playing with Numbers) Pattern Time Weight LCM & HCF Unitary Method	Fractions Ratio and Proportion Profit and Loss Simplification Average Percentage Simple Interest Conversion of Units Roman Numerals Types of Angles Circle Volume of Cube and Cuboids Prime and Composite Numbers Plane Figures Speed and Time Operation on Numbers Temperature

Subject	Topics
General Knowledge & Current Affairs	Atomic Power Station in India Books and Authors Discover India Environmental Studies Important Dates of year Literature, Art and Music Mapping the World National Symbol of India Nature and its Glory Our Defence Forces Reasoning (Linguistic, Logical, Mathematical) Sports and Games States of India The Scientific World Union Territories of India Current Affairs – India and International Different Types of Scientific Devices used in Daily Life Major Religions of India (Elementary Awareness about founder, place of origin, Religious books and important ideas) Super Senses (How do plants and Animals sense their surroundings) Relation between Animals and Human Beings Taste and Digestion (Basic Concept) Cooking and Preserving Techniques Germination and seed Dispersal Traditional Water Harvesting Techniques Experiment with Water on Everyday Life Water Pollution and Microbial Diseases Concepts on Mountain Terrain and Lifestyle Historical Monuments Shape of Earth and Gravitation (Basic Concepts) Non Renewable Energy Sources (Fossil Fuels) Food, Culture, Habitat, Languages etc of various regions (Basic Concepts) Names of young ones of different animals Functions of Body Parts of Plants and Animals International Organizations: Basic knowledge about structure, Functioning and objectives of United Nations, World Bank etc. Indian Literary and Cultural Awards (Names of the award and recent recipients) Natural Calamities (Flood and Earthquake) Evaporation, Condensation of Water Cycle (Basic Concepts) Life of Farmers (Farming Techniques) Tribal communities and forest produce

For CLASS – IX

Subject	Topics	
English	Active and Passive Voice Adjective Adverb Affirmative and Interrogative Antonyms Articles Comprehension Conjunction Constructions of Sentences Determiners Direct and Indirect Speech Error Correction Gender Modals Noun and its kinds Order of Words and clauses Para Jumbled Phrases and Idioms Preposition Pronoun and its kinds Pronouns	Reported Speech Sentences Spelling Check Synonyms Tenses Verbs Vocabulary Word Order in sentence types Voice Confusing Words Subject Verb Agreement Correct Spellings Order of words in a sentence Phrase and Clauses Interjection Question Tags Conditions Comparison of Adjectives Personal Pronoun Change of Gender Change of Number
Hindi	अलंकार अविकारी शब्द-अव्यय अव्यय अशुद्ध वाक्यों का संशोधन उपसर्ग एवं प्रत्यय कारक काल क्रिया पद परिचय मुहावरे और लोकोक्तियाँ लिंग (संज्ञा के विकार) वचन वर्ण-विचार	वर्तनी वाक्य अशुद्धियाँ एवं संशोधन वाच्य विराम-चिह्न विशेषण शब्द विचार शब्द-भंडार संज्ञा संज्ञा के विकार संधि समास सर्वनाम

Mathematics	Algebraic Expressions and Identities Angle sum property of triangles and quadrilaterals etc Angles, triangles, circles etc Area and Volume Area of Circle Average Basic Geometrical Ideas Classification of angles Comparing Quantities Congruence of triangles Conversion of units of Area and Volume Cubes and Cube Roots Data Handling Direct and Inverse Proportions Exponents and Power Factorisation Fractions and Decimals Integers Interior and exterior of given figures Introduction to Graphs Knowing our Numbers Linear Equations in one Variable Lines and Angles Mensuration Number System (Whole Number, Natural Number, Playing with Numbers) Perimeter and Area Place value and face value of numbers Playing with Numbers	Practical Geometry Profit and Loss Ratio and Proportion Rational Numbers Roman Numeral Simple Equations Squares and Square Roots Symmetry Temperature Measurement in Degree Celsius and degree Fahrenheit The triangle and its properties Time and Work, Distance and Displacement Triangles, Quadrilaterals and Polygons Understanding Elementary Shapes Unitary Method Visualizing Solid Shape Volume of Cube and Cuboid Understanding Quadrilaterals Euler's Formula Average, Median, Mode Probability Pie Chart Divisibility Exam Parallel Lines Simple Interest and Compound Interest Area and Perimeter of Circle
Science	Electric Current and its Effect Forests : Our Lifeline Sound and Light Acids, Bases and Salts Coal and Petroleum Combustion and Flame Conservation of Plants and Animals Crop Production and Management Force and Pressure Friction Heat Micro Organisms : Friend and Foe Motion and Time Nutrition in Plants Physical and Chemical Changes Reaching The Age of Adolescence	Reproduction in Plants and Animals Reproduction in Organisms Transportation in Animals and Plants Fossil Fuel : Coal and Petroleum Cell Structure and Function Reflection and Dispersion of Light Metals and Non Metals Synthetic Fibers and Plastics Chemical Effects of Electric Current Global Warming Some Natural Phenomenon Electroplating and Artificial Jewellery Relation between types of Friction Changes during Puberty Endocrine Glands and Hormones
Social Science	History: Our pasts Social and Political Life Resources and Development	

CHAPTER 8

LIST OF EXAMINATION CITY :RMSCET 2026			
S. No.	**City Code**	**State & UT**	**City**
1	AM02	Assam	Guwahati
2	AM05	Assam	Tezpur
3	BR07	Bihar	Patna
4	CH01	Chandigarh (UT)	Chandigarh
5	DL01	Delhi (UT)	Delhi
6	GJ01	Gujarat	Ahmedabad
7	HR01	Haryana	Ambala
8	HR05	Haryana	Hisar
9	HP08	Himachal Pradesh	Mandi
10	HP04	Himachal Pradesh	Palampur, HP
11	HP06	Himachal Pradesh	Shimla
12	JK01	Jammu & Kashmir	Baramullah
13	JK02	Jammu & Kashmir	Jammu
14	JK04	Jammu & Kashmir	Srinagar(J & K)
15	JK10	Jammu & Kashmir	Udhampur
16	JH04	Jharkhand	Ranchi
17	KK02	Karnataka	Belagavi
18	KK20	Karnataka	Bengaluru
19	LL01	Ladakh (UT)	Leh
20	MP03	Madhya Pradesh	Bhopal
21	MP08	Madhya Pradesh	Jabalpur
22	MR22	Maharashtra	Pune
23	MG01	Meghalaya	Shillong
24	NL01	Nagaland	Dimapur
25	PB01	Punjab	Amritsar
26	PB02	Punjab	Bathinda
27	PB16	Punjab	Ferozepur
28	PB04	Punjab	Jalandhar
29	PB07	Punjab	Pathankot
30	PB22	Punjab	Ropar
31	RJ01	Rajasthan	Ajmer
32	RJ02	Rajasthan	Alwar
33	RJ05	Rajasthan	Bikaner
34	RJ06	Rajasthan	Jaipur
35	RJ07	Rajasthan	Jodhpur
36	RJ08	Rajasthan	Kota
37	TN01	Tamil Nadu	Chennai
38	UP01	Uttar Pradesh	Agra
39	UP04	Uttar Pradesh	Bareilly
40	UP10	Uttar Pradesh	Jhansi
41	UP12	Uttar Pradesh	Lucknow
42	UP13	Uttar Pradesh	Mathura
43	UP14	Uttar Pradesh	Meerut

S. No.	City Code	State & UT	City
44	UK01	Uttarakhand	Dehradun
45	UK02	Uttarakhand	Haldwani
46	WB10	West Bengal	Kolkata
47	WB11	West Bengal	Siliguri
48	AL01	Arunachal Pradesh	Itanagar
49	AN01	Andaman & Nicobar	Port Blair
50	AP17	Andhra Pradesh	Vijayawada
51	CG03	Chhattisgarh	Raipur
52	DD01	Daman and Diu	Daman
53	DN01	Dadra and Nagar Haveli	Silvassa
54	GO01	Goa	Panaji
55	KL17	Kerala	Thiruvananthapuram
56	LD01	Lakshadweep	Kavaratti
57	MN01	Manipur	Imphal
58	MZ01	Mizoram	Aizawl
59	OR05	Odisha	Cuttack
60	PO01	Puducherry	Puducherry
61	SM01	Sikkim	Gangtok
62	TA01	Tripura	Agartala
63	TL01	Telangana	Hyderabad

NOTES:

1. While filling up Online Application Form, candidates should opt for Convenient City from the above list as their choice of examination cities in order of their priority (if applicable).

2. NTA will not be responsible for any inconvenience due to incorrect selection of city codes by the candidates.

3. In case, the number of candidates opting for a city is less than a certain minimum, NTA reserves its right not to allot any centre in that City.

4. In case, the number of candidates opting for a city as centre is less than certain minimum, candidates may be allotted Centre in another city irrespective of the city opted by the candidates for appearing in the examination.

5. Though, every effort will be made to allot a centre in one of the cities selected by the candidate, the NTA reserves its right to allot a centre in a city other than the candidate's choice. Allotment of centre's will be done by the computer and there will be no human intervention.

6. All efforts will be made by NTA to consider the comfort and convenience of candidates while allotting centres. However, Center/City allocation will depend upon technical and logistical feasibility. Candidates may have to travel to other Cities/States.

CHAPTER 9

BARRED ITEMS

1. Candidates are not allowed to carry the following items inside the examination centre under any circumstances. Candidates will be subjected to extensive and compulsory frisking before entering the exam centre with the help of hand-held metal detectors.

(a) Any stationery item like textual material (printed or written) bits of papers, Plastic Pouch, calculator, scale, writing pad, pen drives, eraser, electronic pen or scanner etc.

(b) Any communication device like mobile phone, blue tooth, earphones, micro phone, pager, health band etc.

(c) Other items like wallet, goggles, handbags, belt, cap etc.

(d) Any watch or wristwatch, bracelet, camera etc.

(e) Any ornaments/metallic item.

(f) Any food item opened or packed.

(g) Any other item which could be used for unfair means, by hiding communication device like microchip, camera, Bluetooth device etc.

2. No arrangement will be made at the centres for keeping any articles, /items belonging to the candidates.

3. In case any candidate is found in possession of any of the barred items inside the centre it will be considered as use of Unfair Means and action will be taken against the candidate in accordance with the relevant provisions.

CHAPTER 10

INFORMATION FOR CANDIDATES/ PARENTS/ GUARDIANS

1. It is expected that parents/ guardians will guide their wards appropriately on the following issues before leaving home for appearing in **RMS CET**.

2. Candidates should avoid coming with more than one escort (parent/ guardian). Escorts shall remain outside the gate during the conduct of the examination.

3. Candidate will not be allowed to enter the exam centre after the gate closing time. Therefore, the candidate shall leave home well in advance, taking into consideration various factors such as traffic, location of the centre and weather conditions etc. It would be appropriate to visit the centre a day before the examination to confirm the location, distance etc. to avoid any problem of reaching late at the centre and then not being allowed to appear in the examination.

4. Candidate shall follow all the instructions and maintain discipline in the examination hall.

5. Candidate shall not breach any examination rule.

6. Candidate shall not use or promote any unfair means activity during the examination.

7. Candidate will not be allowed to leave the exam hall till the conclusion of the exam. Candidate is advised not to attend examination on an empty stomach.

8. In case the candidate finds another candidate using unfair means in the examination, the same shall be immediately informed to the invigilators on duty.

9. Candidate are permitted to bring only the following items, to the examination centre:

   9.1. Admit card (with Self Declaration on it downloaded from NTA website) with passport size photograph and thumb impression affixed on it.

   9.2. Valid and original Photo ID proof.

   9.3. Drinking water in a personal transparent water bottle.

   9.4. A simple transparent black/blue ball point pen only.

   9.5. Passport size photograph for affixing on the attendance sheet.

   9.6. A candidate shall not bring any barred items to the centre.

10. Candidate shall co-operate in frisking with the staff at Examination Centre.

11. Candidate will report at the centre at the time indicated on his/her admit card to make themselves available for compulsory frisking and completing other registration procedures.

12. Candidates are advised to regularly visit website https://exams.nta.nic.in/rmscet/ also check registered email /SMS for any update regarding examination.

13. In case your ward is found breaching any of the above-mentioned rules, your ward will not be permitted to enter the examination centre and will not be allowed to appear in the examination.

14. If your ward indulges in any unwanted activities, he/ she shall be debarred from taking this examination as per rules and shall also be liable for criminal action and or any action as may be deemed fit by NTA.

CHAPTER 11

ADMIT CARD AND CITY INTIMATION

1. The Admit Card is issued provisionally to all the candidates, subject to the fulfillment of the eligibility conditions.

2. Admit Card will be hosted on the NTA website approximately 05-07 days before the date of the examination. A city intimation slip will be available to the candidate 12-15 days before date of examination. Any change in this schedule will be notified on the official NTA website.

3. The candidate has to download the Admit Card from the NTA website using their login credentials and appear for the Examination at the allotted Centre, date and time as indicated in his/her Admit Card.

4. Admit card is not transferable to any other person. Impersonation is a legally punishable offence.

5. No candidate will be allowed to appear at the examination centre, on Date and Timing other than that allotted to him/her in his/her Admit card.

6. In case candidate is unable to download Admit Card from the website, the candidate should approach the **NTA Help Line between 10:00 am and 05:00 pm**.

7. The candidates are advised to read the instructions on the Information Bulletin as well as on the Admit Card carefully and follow them during the conduct of the examination.

Notes:

1. Candidate must be in possession of the Admit Card to appear in the examination.

2. Candidate may please note that Admit Card will not be sent by post.

3. In no case, the duplicate Admit Card for RMS CET would be issued at the Examination Centres.

4. Candidate must not mutilate/disfigure the Admit Card or change any entry made therein.

5. The validity of the Admit Card is only up to the day of Examination. Candidates are advised to preserve their Admit Card in good condition for future reference.

6. No Admit Card shall be issued to the candidates whose Applications are found to be incomplete for any reason (including indistinct/ doubtful photographs/without uploaded signatures) or who do not fulfill the eligibility criteria for the examination.

7. Issue of Admit Card, however, shall not necessarily mean acceptance of eligibility which shall be further scrutinized at subsequent stages of admission process.

CHAPTER 12

UNFAIR MEANS PRACTICES

Definition

1. Unfair Means Practice is an activity that allows a candidate to gain an unfair advantage over other candidates. It refers to any actions or behaviour by a candidate that violate Examination rules and compromise the integrity, fairness, or confidentiality of the Exam. It includes, but is not limited to:

1.1 Being in possession/use of any item or article in the Exam Hall which has been prohibited or can be used for unfair practices, including any stationery item, communication device, Mobile Phone, Bluetooth device, smartwatch, calculator, electronic device, accessories, any items restricted by the Examination Agency or any other material or information relevant or not relevant to the Examination in the paper concerned;

1.2 Engaging someone to write an Examination (impersonation) or preparing material for copying;

1.3 Assisting other candidates to engage in malpractices, giving or receiving assistance of any kind directly or indirectly or attempting to do so;

1.4 Contacting or communicating or trying to do so with any person, other than the Examination Staff, during the Examination time in the Examination Centre;

1.5 Peeping and interacting, talking, whispering, cheating, writing on hands/desks, assisting others during the Exam;

1.6 Passing answers or communicating through hand signals or gestures, looking at another student’s screen;

1.7 Threating any of the officials connected with the conduct of the Examination or threatening any of the candidates;

1.8 Using or attempting to use any other undesirable method or means in connection with the Examination;

1.9 Manipulation, locking and fabrication of online or physical documents/certificates viz. admit card, self- declaration, score card, Aadhaar card or any certificates/documents issued by any government authority etc.;

1.10 Forceful entry /exit from Examination Centre/Hall beyond the specified time;

1.11 Use or attempt to use of any electronic device after entering the Examination Centre;

1.12 Affixing/uploading of wrong/morphed photographs/signatures on the Application Form/Admit Card/ Proforma;

1.13 Passing on the rough paper with scribbling;

1.14 Trying to hack the system, possession/use of USBs, hacking tools, cheating through Screen recording, taking photos/screenshots, Bluetooth devices, logging in with another person's credentials or fake ID, trying to hack the test software, tampering, pausing or altering test timer, sharing or leaking digital copies of questions.

1:15 Creating obstacles in the smooth and fair conduct of the Examination;

1.16 Fidgeting and looking here and there;

1.17 In possession of bits of written/ printed paper;

1.18 Any candidate with more than one Application Number (more than one SCORE CARD) will be treated as UFM, even if found at a later stage, and strict action will be taken against that Candidate.

1.19 Producing/uploading manipulated Disability Certificate/ Medical Certificate or Documents;

1.20 Breaching Examination rules or any direction issued by NTA in connection with Examination from time to time;

1.21 Any other malpractices declared as Unfair Means by the NTA;

1.22 An offence punishable under the Public Examinations (Prevention of Unfair Means) Act, 2024.

2. Punishment for using unfair means and practices

2.1 During the course of, before, or after the Examination if a candidate indulges in any of the above or similar practices, he/she shall be deemed to have used unfair practices and booked under the Unfair Means case UFM. A Committee will be constituted to review all UFM cases.

2.2 NTA reserves the right to take appropriate action as per the procedures & norms and punishment or punitive actions will be taken based on the nature of offence. The result may be withheld/ to be declared later / candidature may be cancelled for future examinations.

2.3 The candidate may be debarred up to 3 years in the future and shall also be liable for criminal action and /or any other action as deemed fit. No representation in this regard will be entertained by the NTA.

3. Cancellation of Result

The result RMS CET- 2027 of the candidate(s) who indulge in Unfair means Practices will be cancelled/With held and will not be declared. Similarly, the result of those candidates who appear from the Centre other than the one allotted to them or allow another candidate/person to write the examination on his/her behalf will be cancelled. No plea will be entertained in this regard.

CHAPTER 13

POST EXAMINATION ACTIVITIES AND DECLARATION OF RESULT (STAGE-1)

PROCEDURE FOR DECLARATION OF RESULT

Evaluation and Declaration of Stage-I Results:

1. The NTA shall conduct the initial evaluation of examination scripts and subsequently submit the processed results to RMS/Additional Directorate General of Army Education/Army Education-2, IHQ of MOD (Army) for administrative approval. Upon receipt of formal approval from the competent authorities, the NTA will officially declare the Stage-I results through its dedicated online portal. The respective Score Card (Stage-I) can be downloaded by individual candidates through their login credential on the website. Concurrently, RMS shall host the results on its official website www.rashtriyamilitaryschools.edu.in and the shortlisted candidates will be called upon for Stage II – Medical Examination.

Appendix A

LIST OF HOSPITALS FOR CONDUCT OF MEDICAL TEST

List of Command/ Zonal and other Hospitals Nominated by the Director General Medical Services to carry out Examination of Wards selected for admission to Rashtriya Military Schools are as under: -

SELECT THE HOSPITAL DURING THE ONLINE REGISTRATION WHERE YOU WISH TO UNDERGO MEDICAL EXAMINATION.

Hospital Type	Area	Hospital Name	Code
COMMAND HOSPITAL	Command Hospital	Eastern Command, Kolkata	11
	Command Hospital	Southern Command, Pune	12
	Command Hospital	Central Command, Lucknow	13
	Command Hospital	Western Command, Chandimandir	14
	Command Hospital	Air Force, Bengaluru	15
	Command Hospital	Northern Command, C/o 56 APO	16
ZONAL HOSPITAL	Southern Command	MH Ahmedabad	21
	Southern Command	MH Jodhpur	22
	Southern Command	MH Kirkee	23
	Southern Command	MH Secunderabad	24
ZONAL HOSPITAL	Western Command	MH Ambala	31
	Western Command	MH Jalandhar	32
	Western Command	159(GH)	33
	Western Command	Base Hospital, Delhi Cantt	34
ZONAL HOSPITAL	Eastern Command	MH Barrackpore	41
	Eastern Command	151 Base Hospital	42
	Eastern Command	155 Base Hospital	43
	Eastern Command	158 Base Hospital	44
ZONAL HOSPITAL	Northern Command	166 MH	51
	Northern Command	167 MH	52
	Northern Command	92 Base Hospital, C/O 56 APO	53
	Northern Command	150 Gen Hospital, C/O APO	54
ZONAL HOPITAL	Central Command	MH Agra	61
	Central Command	MH Allahabad	62
	Central Command	MH Meerut	63
	Central Command	MH Bareilly	64
	Central Command	MH Dehradun	65
	Central Command	MH Jabalpur	66
	Central Command	MH Jhansi	67
	Central Command	MH Namkum	68
	Central Command	MH Roorkee	69
	Central Command	Base Hospital, Lucknow	70
SOUTHWEST COMMAND	SOUTHWEST COMMAND	MH Jaipur	81
	SOUTHWEST COMMAND	174 MH	82
OTHER	Other Hospital	INHS Sanjivini, Cochin	91
	Other Hospital	INHS Ashvini, Mumbai	92
	Other Hospital	INHS Kalyani, Vishakhapatnam	93
	Other Hospital	INHS Dhanwantari, Port Blair	94

Note: - Medical Board Proceeding AFMSF-2 duly signed by the President of the Medical Board, has to be submitted at the time of admission.

Appendix B

FORMAT OF SERVING CERTIFICATE
(FOR SERVING/ RETIRED DEFENCE CATEGORY PERSONNEL)

This is to certify that No..... Rank..... Name.....
..... Father/Mother of. .....is currently in service in the ……. (Indian Army/Indian Navy/Indian Air Force) and his/her address of residence is as mentioned below:

_____

_____

_____

_____

Place _____
Date: ---------- Signature of the Competent Authority

(Ex-servicemen are required to submit relevant proof from the Pension Payment Order or PPO)

Appendix C

REPLICA OF ONLINE APPLICATION FORM RMS CET 2026 EXAMINATION

RMS COMMON ENTRANCE TEST 2026

RMS Entrance Examination 2026 – Application Submission Process

Application Home Page :-

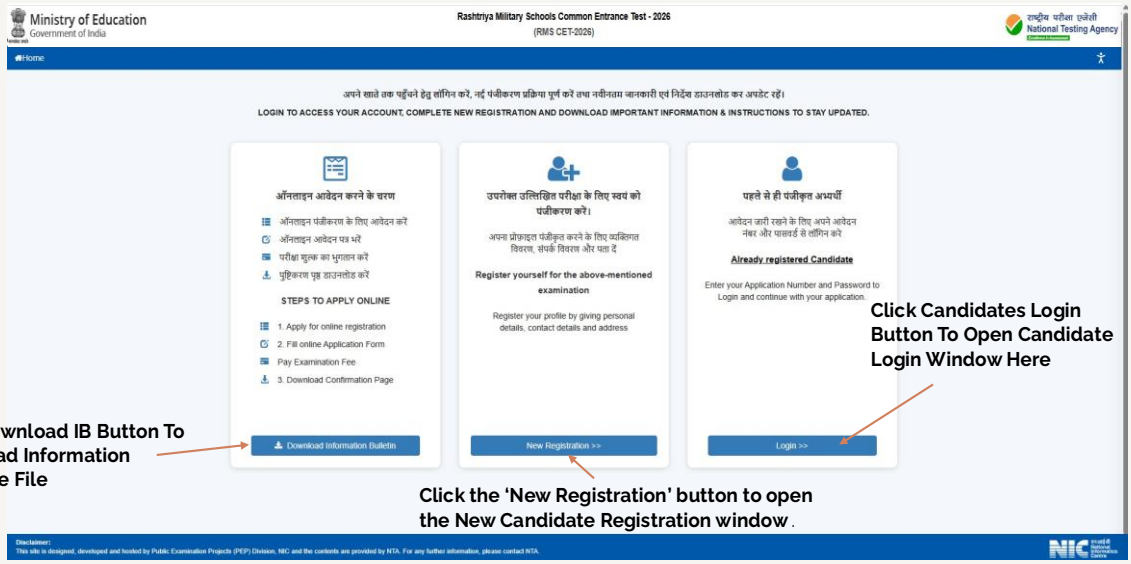

Click Candidates Login Button To Open Candidate Login Window Here

Click Download IB Button To Download Information Brochure File

Click the 'New Registration' button to open the New Candidate Registration window.

RMS COMMON ENTRANCE TEST 2026

Instructions and Procedure for online submission of Application Form : -

1.

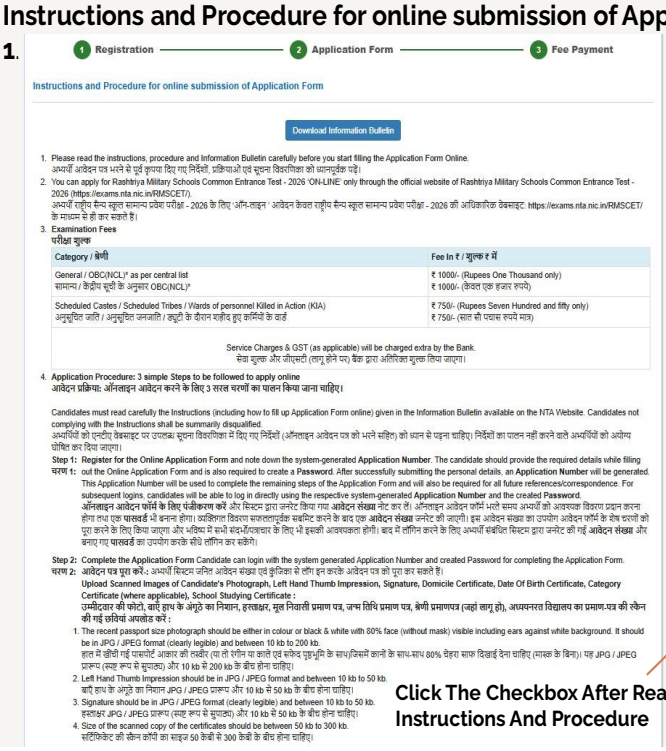

1 Registration — 2 Application Form — 3 Fee Payment

Instructions and Procedure for online submission of Application Form

Download Information Bulletin

1. Please read the instructions, procedure and Information Bulletin carefully before you start filling the Application Form Online.
अभ्यर्थी आवेदन पत्र भरने से पूर्व कृपया दिए गए निर्देशों, प्रक्रियाओं एवं सूचना विवरणिका को ध्यानपूर्वक पढ़ें।
2. You can apply for Rashtriya Military Schools Common Entrance Test - 2026 'ON-LINE' only through the official website of Rashtriya Military Schools Common Entrance Test - 2026 (https://exams.nta.nic.in/RMSCET/).
अभ्यर्थी राष्ट्रीय सैन्य स्कूल सामान्य प्रवेश परीक्षा - 2026 के लिए 'ऑन-लाइन' आवेदन केवल राष्ट्रीय सैन्य स्कूल सामान्य प्रवेश परीक्षा - 2026 की आधिकारिक वेबसाइट: https://exams.nta.nic.in/RMSCET/ के माध्यम से ही कर सकते हैं।
3. **Examination Fees**
परीक्षा शुल्क

Category / श्रेणी	Fee in ₹ / शुल्क ₹ में
General / OBC(NCL)* as per central list सामान्य / केंद्रीय सूची के अनुसार OBC(NCL)*	₹ 1000/- (Rupees One Thousand only) ₹ 1000/- (केवल एक हजार रुपये)
Scheduled Castes / Scheduled Tribes / Wards of personnel Killed in Action (KIA) अनुसूचित जाति / अनुसूचित जनजाति / ऑपरेशन में मारे गए कार्मिकों के वार्ड	₹ 750/- (Rupees Seven Hundred and fifty only) ₹ 750/- (सात सौ पचास रुपये मात्र)
Service Charges & GST (as applicable) will be charged extra by the Bank. सेवा शुल्क और जीएसटी (लागू होने पर) बैंक द्वारा अतिरिक्त शुल्क लिया जाएगा।	

4. **Application Procedure: 3 simple Steps to be followed to apply online**
आवेदन प्रक्रिया: ऑनलाइन आवेदन करने के लिए 3 सरल चरणों का पालन किया जाना चाहिए।

Candidates must read carefully the Instructions (including how to fill up Application Form online) given in the Information Bulletin available on the NTA Website. Candidates not complying with the Instructions shall be summarily disqualified.
अभ्यर्थियों को एनटीए वेबसाइट पर उपलब्ध सूचना विवरणिका में दिए गए निर्देशों (ऑनलाइन आवेदन पत्र को भरने सहित) को ध्यान से पढ़ना चाहिए। निर्देशों का पालन नहीं करने वाले अभ्यर्थियों को अयोग्य घोषित कर दिया जाएगा।

Step 1: चरण 1: **Register for the Online Application Form** and note down the system-generated **Application Number**. The candidate should provide the required details while filling out the Online Application Form and is also required to create a **Password**. After successfully submitting the personal details, an **Application Number** will be generated. This Application Number will be used to complete the remaining steps of the Application Form and will also be required for all future references/correspondence. For subsequent logins, candidates will be able to log in directly using the respective system-generated **Application Number** and the created **Password**.
ऑनलाइन आवेदन फॉर्म के लिए पंजीकरण करें और सिस्टम द्वारा जनरेट किया गया **आवेदन संख्या** नोट कर लें। ऑनलाइन आवेदन फॉर्म भरते समय अभ्यर्थी को आवश्यक विवरण प्रदान करना होगा तथा एक **पासवर्ड** भी बनाना होगा। व्यक्तिगत विवरण सफलतापूर्वक सबमिट करने के बाद एक **आवेदन संख्या** जनरेट की जाएगी। इस आवेदन संख्या का उपयोग आवेदन फॉर्म के शेष चरणों को पूरा करने के लिए किया जाएगा और भविष्य में सभी संदर्भों/पत्राचार के लिए भी इसकी आवश्यकता होगी। बाद में लॉगिन करने के लिए अभ्यर्थी संबंधित सिस्टम द्वारा जनरेट की गई **आवेदन संख्या** और बनाए गए **पासवर्ड** का उपयोग करके सीधे लॉगिन कर सकेंगे।

Step 2: चरण 2: **Complete the Application Form** Candidate can login with the system generated Application Number and created Password for completing the Application Form.
आवेदन पत्र पूरा करें : अभ्यर्थी सिस्टम जनित आवेदन संख्या एवं कुंजिका से लॉग इन करके आवेदन पत्र को पूरा कर सकते हैं।
Upload Scanned Images of Candidate's Photograph, Left Hand Thumb Impression, Signature, Domicile Certificate, Date Of Birth Certificate, Category Certificate (where applicable), School Studying Certificate :
उम्मीदवार की फोटो, बाएं हाथ के अंगूठे का निशान, हस्ताक्षर, मूल निवासी प्रमाण पत्र, जन्म तिथि प्रमाण पत्र, श्रेणी प्रमाणपत्र (जहां लागू हो), अध्ययनरत विद्यालय का प्रमाण-पत्र की स्कैन की गई छवियां अपलोड करें :

1. The recent passport size photograph should be either in colour or black & white with 80% face (without mask) visible including ears against white background. It should be in JPG / JPEG format (clearly legible) and between 10 kb to 200 kb.
हाल में खींची गई पासपोर्ट आकार की तस्वीर (या तो रंगीन या काले एवं सफेद) पृष्ठभूमि के साथ (जिसमें कानों के साथ-साथ 80% चेहरा साफ दिखाई देना चाहिए (मास्क के बिना)। यह JPG / JPEG प्रारूप (स्पष्ट रूप से सुपाठ्य) और 10 kb से 200 kb के बीच होना चाहिए।
2. Left Hand Thumb Impression should be in JPG / JPEG format and between 10 kb to 50 kb.
बाएं हाथ के अंगूठे का निशान JPG / JPEG प्रारूप और 10 kb से 50 kb के बीच होना चाहिए।
3. Signature should be in JPG / JPEG format (clearly legible) and between 10 kb to 50 kb.
हस्ताक्षर JPG / JPEG प्रारूप (स्पष्ट रूप से सुपाठ्य) और 10 kb से 50 kb के बीच होना चाहिए।
4. Size of the scanned copy of the certificates should be between 50 kb to 300 kb.
सर्टिफिकेट की स्कैन कॉपी का साइज़ 50 केबी से 300 केबी के बीच होना चाहिए।

2.

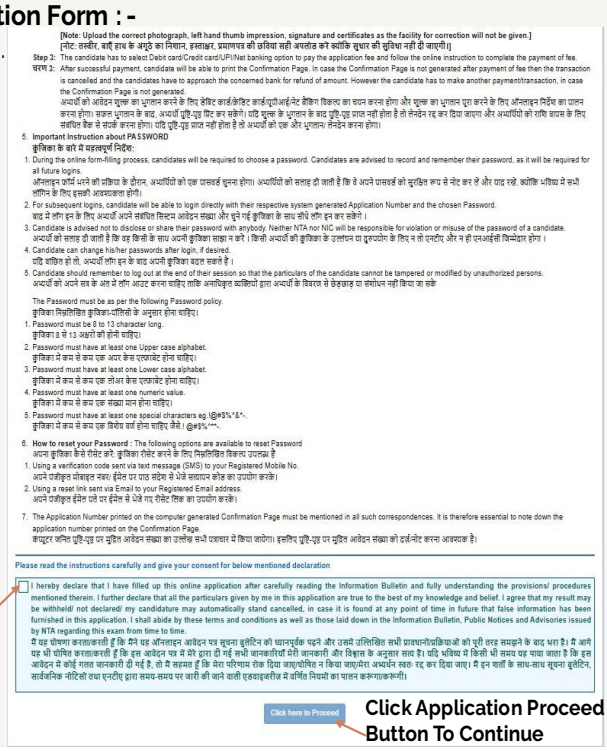

[Note: Upload the correct photograph, left hand thumb impression, signature and certificates as the facility for correction will not be given.]
[नोट: तस्वीर, बाएं हाथ के अंगूठे का निशान, हस्ताक्षर, प्रमाणपत्र की प्रविष्टियां सही अपलोड करें क्योंकि सुधार की सुविधा नहीं दी जाएगी।]

Step 3: चरण 3: The candidate has to select Debit card/Credit card/UPI/Net banking option to pay the application fee and follow the online instruction to complete the payment of fee. After successful payment, candidate will be able to print the Confirmation Page. In case the Confirmation Page is not generated after payment of fee then the transaction is cancelled and the candidates have to approach the concerned bank for refund of amount. However the candidate has to make another payment/transaction, in case the Confirmation Page is not generated.
अभ्यर्थी को आवेदन शुल्क का भुगतान करने के लिए डेबिट कार्ड/क्रेडिट कार्ड/यूपीआई/नेट बैंकिंग विकल्प का चयन करना होगा और शुल्क का भुगतान पूरा करने के लिए ऑनलाइन निर्देश का पालन करना होगा। सफल भुगतान के बाद, अभ्यर्थी पुष्टि-पृष्ठ प्रिंट कर सकेंगे। यदि शुल्क के भुगतान के बाद पुष्टि-पृष्ठ प्राप्त नहीं होता है तो लेनदेन रद्द कर दिया जाएगा और अभ्यर्थियों को राशि वापस के लिए संबंधित बैंक से संपर्क करना होगा। यदि पुष्टि-पृष्ठ प्राप्त नहीं होता है तो अभ्यर्थी को एक और भुगतान/ लेनदेन करना होगा।

5. **Important Instruction about PASSWORD**
कुंजिका के बारे में महत्वपूर्ण निर्देश:
1. During the online form-filling process, candidates will be required to choose a password. Candidates are advised to record and remember their password, as it will be required for all future logins.
ऑनलाइन फॉर्म भरने की प्रक्रिया के दौरान, अभ्यर्थियों को एक पासवर्ड चुनना होगा। अभ्यर्थियों को सलाह दी जाती है कि वे अपने पासवर्ड को सुरक्षित रूप से नोट कर लें और याद रखें, क्योंकि भविष्य में सभी लॉगिन के लिए इसकी आवश्यकता होगी।
2. For subsequent logins, candidate will be able to login directly with their respective system generated Application Number and the chosen Password.
बाद में लॉग इन के लिए अभ्यर्थी अपने संबंधित सिस्टम आवेदन संख्या और चुने गई कुंजिका के साथ सीधे लॉग इन कर सकेंगे।
3. Candidate is advised not to disclose or share their password with anybody. Neither NTA nor NIC will be responsible for violation or misuse of the password of a candidate.
अभ्यर्थी को सलाह दी जाती है कि वह किसी के साथ अपनी कुंजिका साझा न करे। किसी अभ्यर्थी की कुंजिका के उल्लंघन या दुरुपयोग के लिए न तो एनटीए और न ही एनआईसी जिम्मेदार होगा।
4. Candidate can change his/her passwords after login, if desired.
यदि वांछित हो तो, अभ्यर्थी लॉग इन के बाद अपनी कुंजिका बदल सकते हैं।
5. Candidate should remember to log out at the end of their session so that the particulars of the candidate cannot be tampered or modified by unauthorized persons.
अभ्यर्थी को अपने सत्र के अंत में लॉग आउट करना चाहिए ताकि अनाधिकृत व्यक्तियों द्वारा अभ्यर्थी के विवरण से छेड़छाड़ या संशोधन नहीं किया जा सके

The Password must be as per the following Password policy.
कुंजिका निम्नलिखित कुंजिका-पॉलिसी के अनुसार होना चाहिए।
1. Password must be 8 to 13 character long.
कुंजिका 8 से 13 अक्षरों की होनी चाहिए।
2. Password must have at least one Upper case alphabet.
कुंजिका में कम से कम एक अपर केस एल्फाबेट होना चाहिए।
3. Password must have at least one Lower case alphabet.
कुंजिका में कम से कम एक लोअर केस एल्फाबेट होना चाहिए।
4. Password must have at least one numeric value.
कुंजिका में कम से कम एक संख्या मान होना चाहिए।
5. Password must have at least one special characters eg.!@#$%^&*-.
कुंजिका में कम से कम एक विशेष वर्ण होना चाहिए जैसे। @#$%^**-.
6. **How to reset your Password :** The following options are available to reset Password
अपना कुंजिका कैसे रीसेट करें: कुंजिका रीसेट करने के लिए निम्नलिखित विकल्प उपलब्ध हैं
1. Using a verification code sent via text message (SMS) to your Registered Mobile No.
आपने पंजीकृत मोबाइल नंबर/ ईमेल पर पाठ संदेश से भेजे सत्यापन कोड का उपयोग करके।
2. Using a reset link sent via Email to your Registered Email address.
आपने पंजीकृत ईमेल पते पर ईमेल से भेजे गए रीसेट लिंक का उपयोग करके।
7. The Application Number printed on the computer generated Confirmation Page must be mentioned in all such correspondences. It is therefore essential to note down the application number printed on the Confirmation Page.
कंप्यूटर जनित पुष्टि-पृष्ठ पर मुद्रित आवेदन संख्या का उल्लेख सभी पत्राचार में किया जाएगा। इसलिए पुष्टि-पृष्ठ पर मुद्रित आवेदन संख्या को दर्ज/नोट करना आवश्यक है।

Please read the instructions carefully and give your consent for below mentioned declaration

☐ I hereby declare that I have filled up this online application after carefully reading the Information Bulletin and fully understanding the provisions/ procedures mentioned therein. I further declare that all the particulars given by me in this application are true to the best of my knowledge and belief. I agree that my result may be withheld/ not declared/ my candidature may automatically stand cancelled, in case it is found at any point of time in future that false information has been furnished in this application. I shall abide by these terms and conditions as well as those laid down in the Information Bulletin, Public Notices and Advisories issued by NTA regarding this exam from time to time.
मैं यह घोषणा करता/करती हूँ कि मैंने यह ऑनलाइन आवेदन पत्र सूचना बुलेटिन को ध्यानपूर्वक पढ़ने और उसमें उल्लिखित सभी प्रावधानों/प्रक्रियाओं को पूरी तरह समझने के बाद भरा है। मैं आगे यह भी घोषित करता/करती हूँ कि इस आवेदन पत्र में मेरे द्वारा दी गई सभी जानकारियाँ मेरी जानकारी और विश्वास के अनुसार सत्य हैं। यदि भविष्य में किसी भी समय यह पाया जाता है कि इस आवेदन में कोई गलत जानकारी दी गई है, तो मैं सहमत हूँ कि मेरा परिणाम रोक दिया जाएगा/घोषित न किया जाएगा/ अभ्यर्थन स्वतः रद्द कर दिया जाए। मैं इन शर्तों के साथ-साथ सूचना बुलेटिन, सार्वजनिक नोटिसों तथा एनटीए द्वारा समय-समय पर जारी की जाने वाली एडवाइजरीज में वर्णित नियमों का पालन करूंगा/करूंगी।

Click here to Proceed

Click The Checkbox After Reading Instructions And Procedure

Click Application Proceed Button To Continue

RMS COMMON ENTRANCE TEST 2026

Candidate Registration Form Personal details Page : -

1.

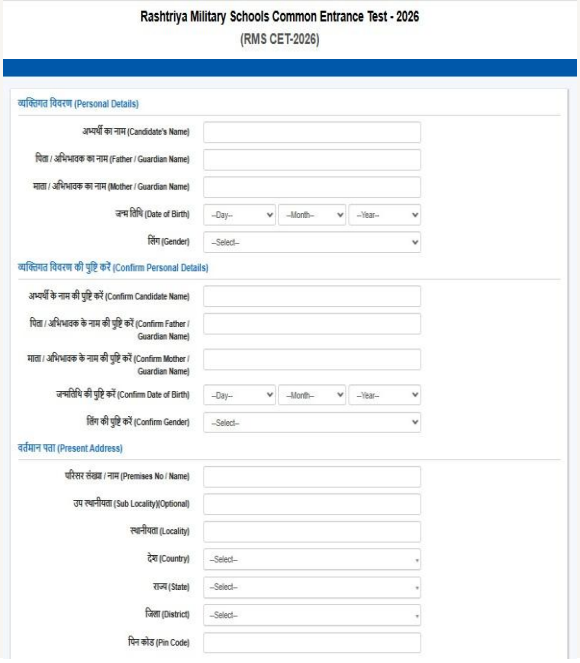

2.

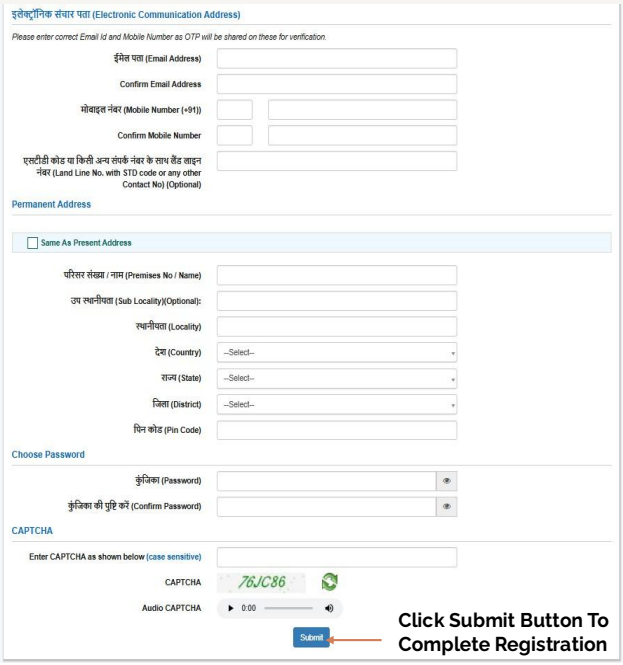

Click Submit Button To Complete Registration

RMS COMMON ENTRANCE TEST 2026

Application Candidate Review Page : -

1.

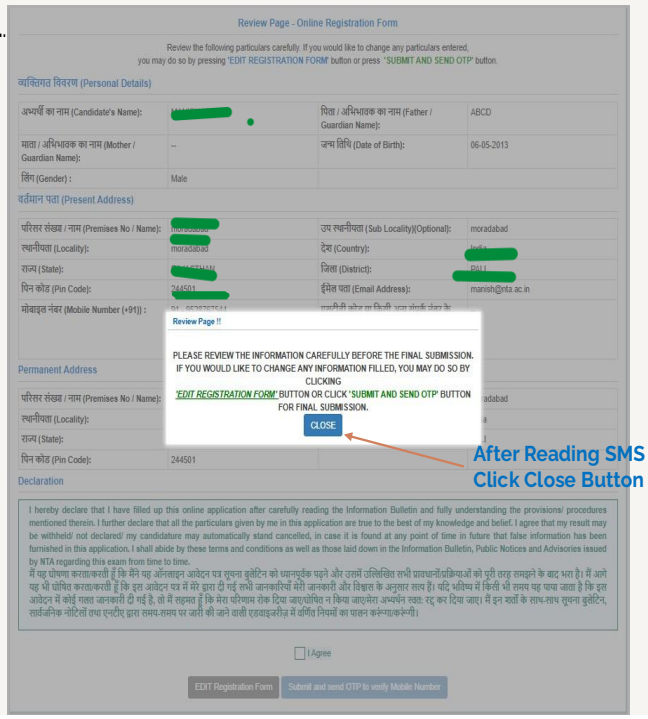

After Reading SMS Alert, Click Close Button

2.

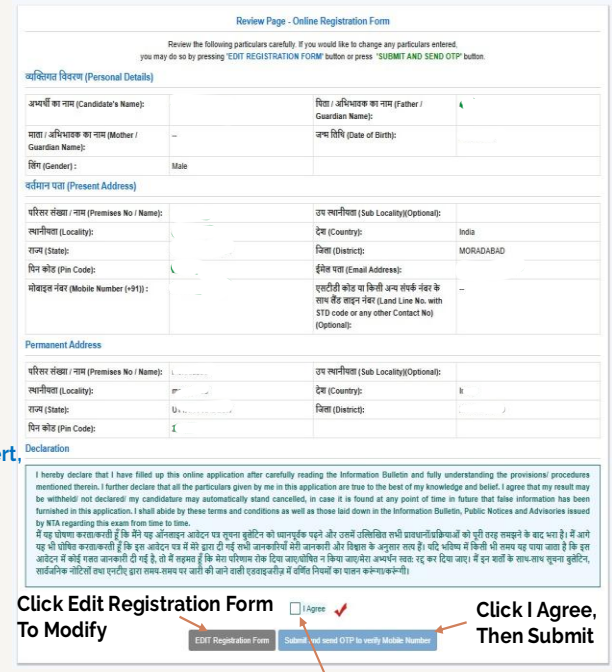

Click Edit Registration Form To Modify

Click I Agree, Then Submit

Click I Agree Checkbox To Proceed

RMS COMMON ENTRANCE TEST 2026

Submit Registration Form Page :-

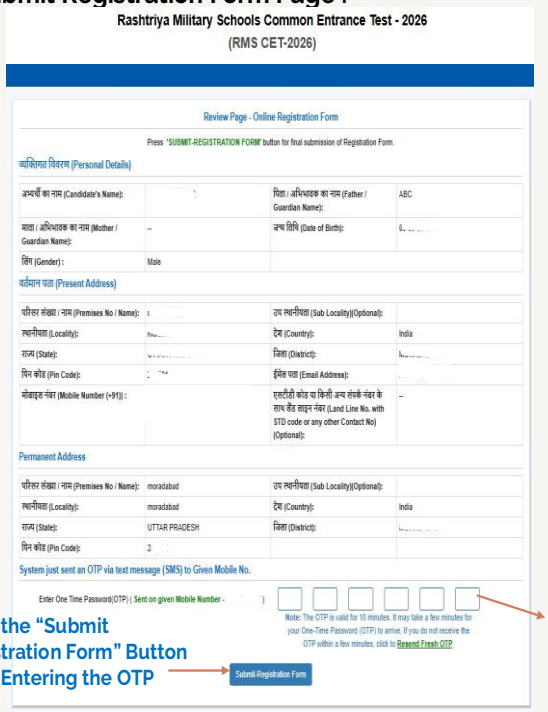

Click the "Submit Registration Form" Button After Entering the OTP

Enter OTP

Continue Fill up Application Form Page :-

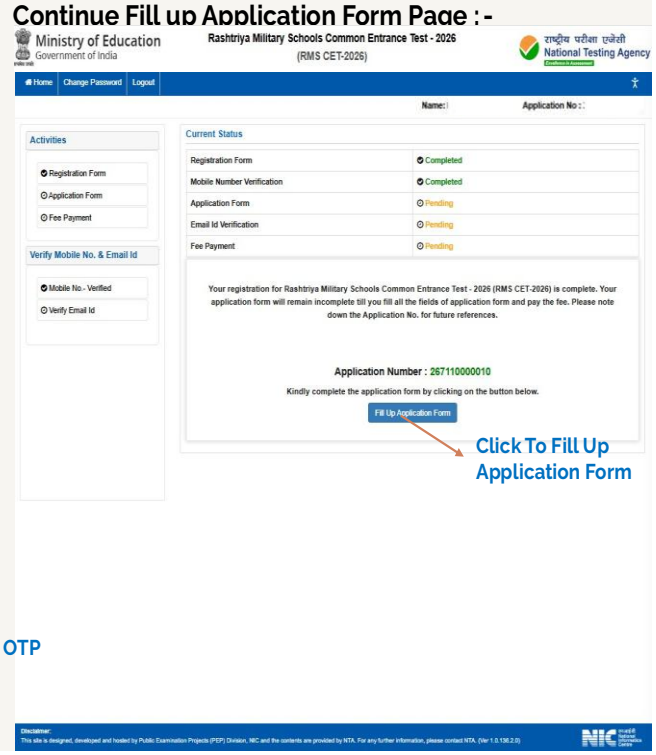

Click To Fill Up Application Form

RMS COMMON ENTRANCE TEST 2026

Application Form Steps Page :-

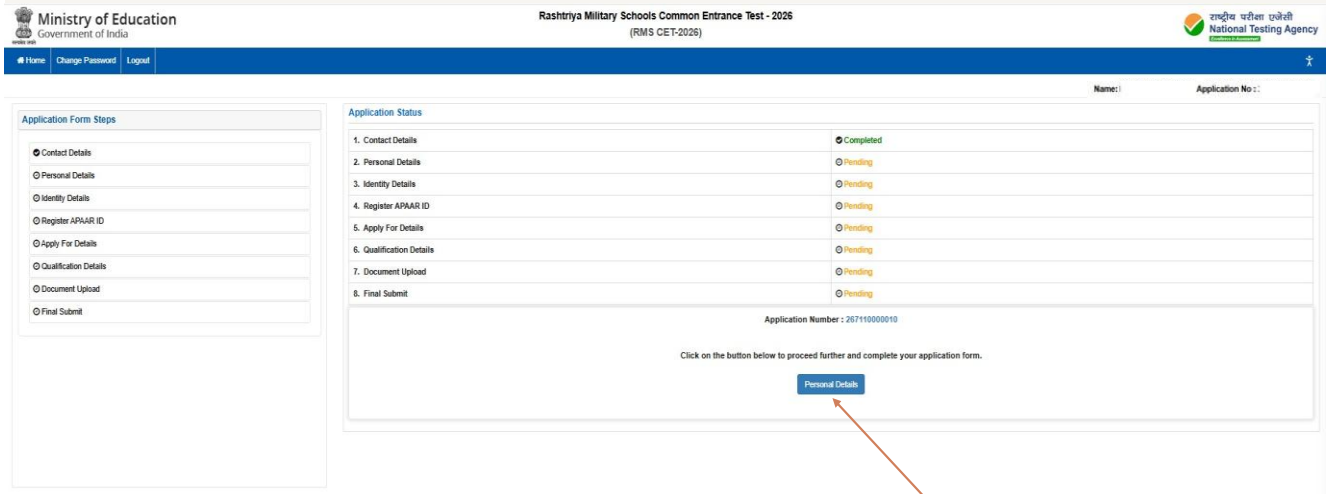

Click on "Personal Details"

RMS COMMON ENTRANCE TEST 2026

Candidate Application Form Personal details Page : -

RMS COMMON ENTRANCE TEST 2026

Candidate Application Form Identity Details Page : -

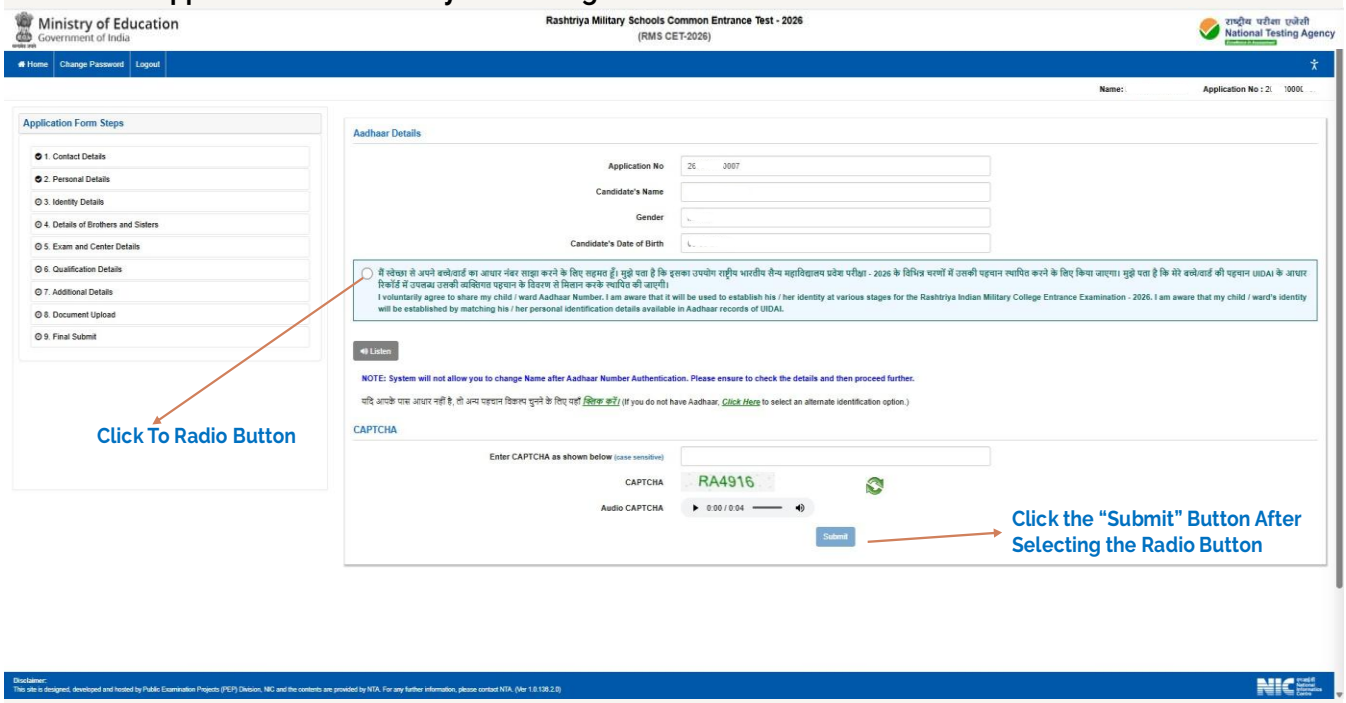

RMS COMMON ENTRANCE TEST 2026

Candidate Application Form Identity Details Page : -

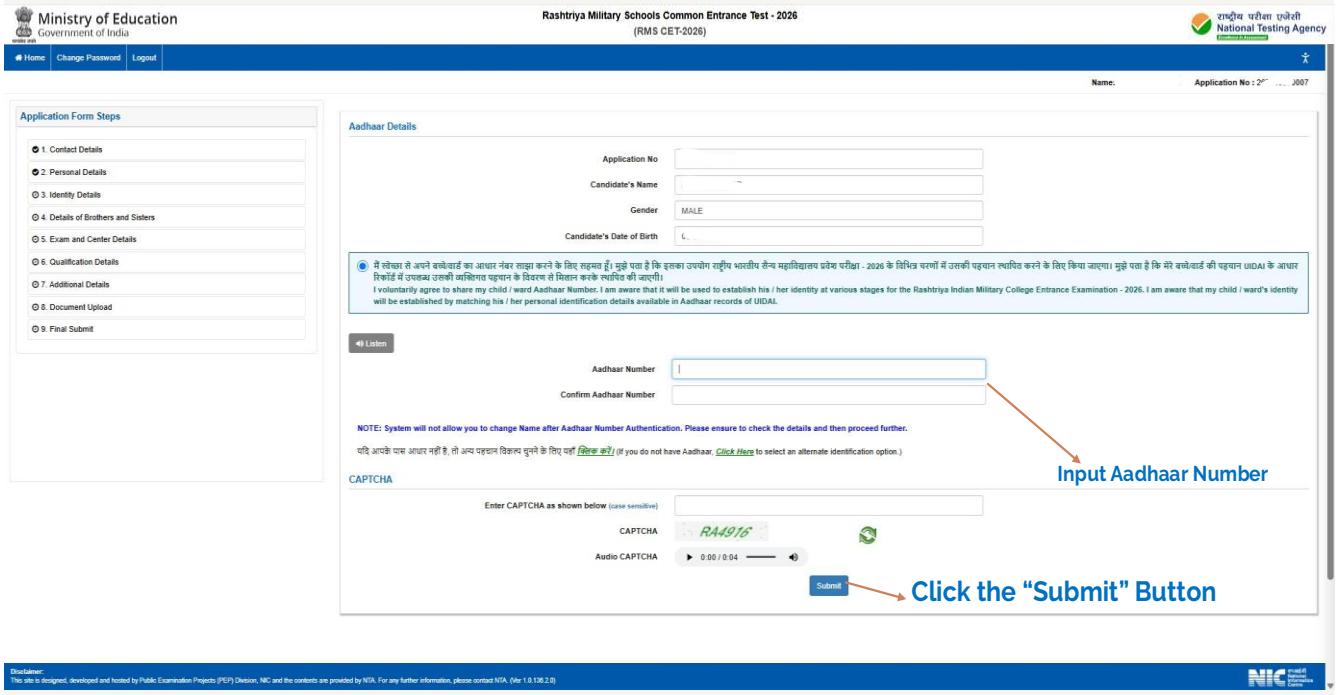

RMS COMMON ENTRANCE TEST 2026

Confirmation Alert After Enter Aadhaar Number and Click To Submit : -

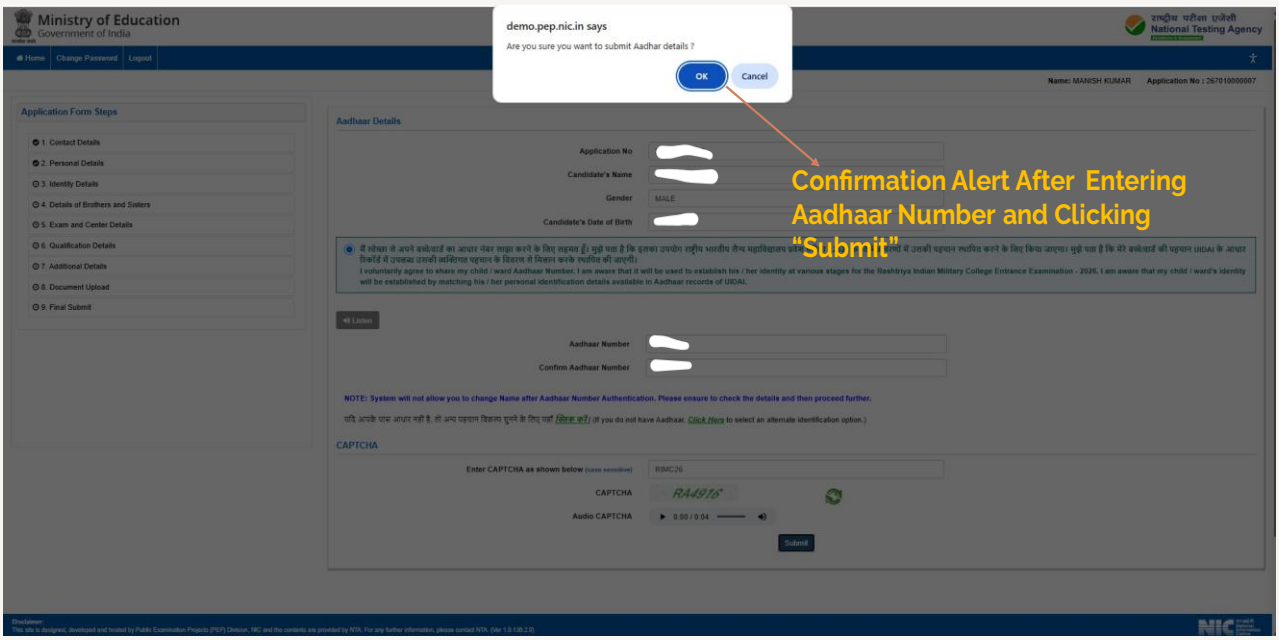

RMS COMMON ENTRANCE TEST 2026

Candidate Aadhaar OTP Verify Page : -

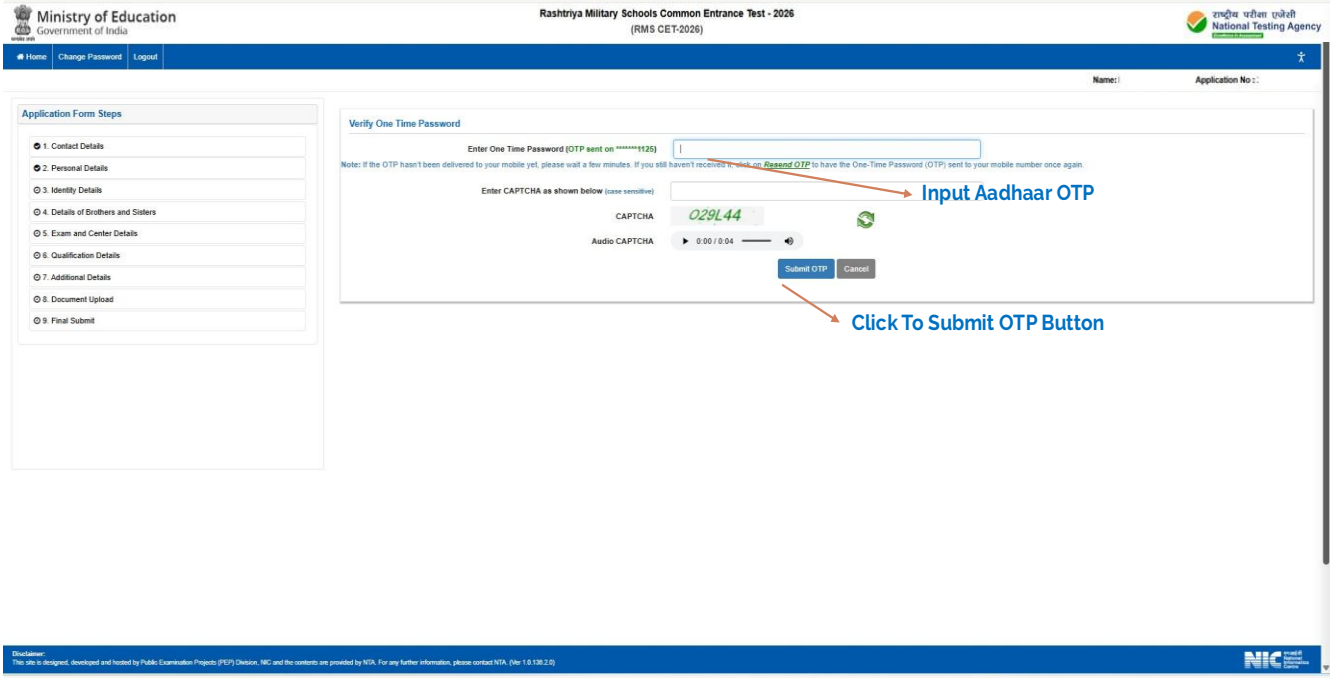

RMS COMMON ENTRANCE TEST 2026

Confirmation Alert After Enter Aadhaar OTP and Click To Submit OTP : -

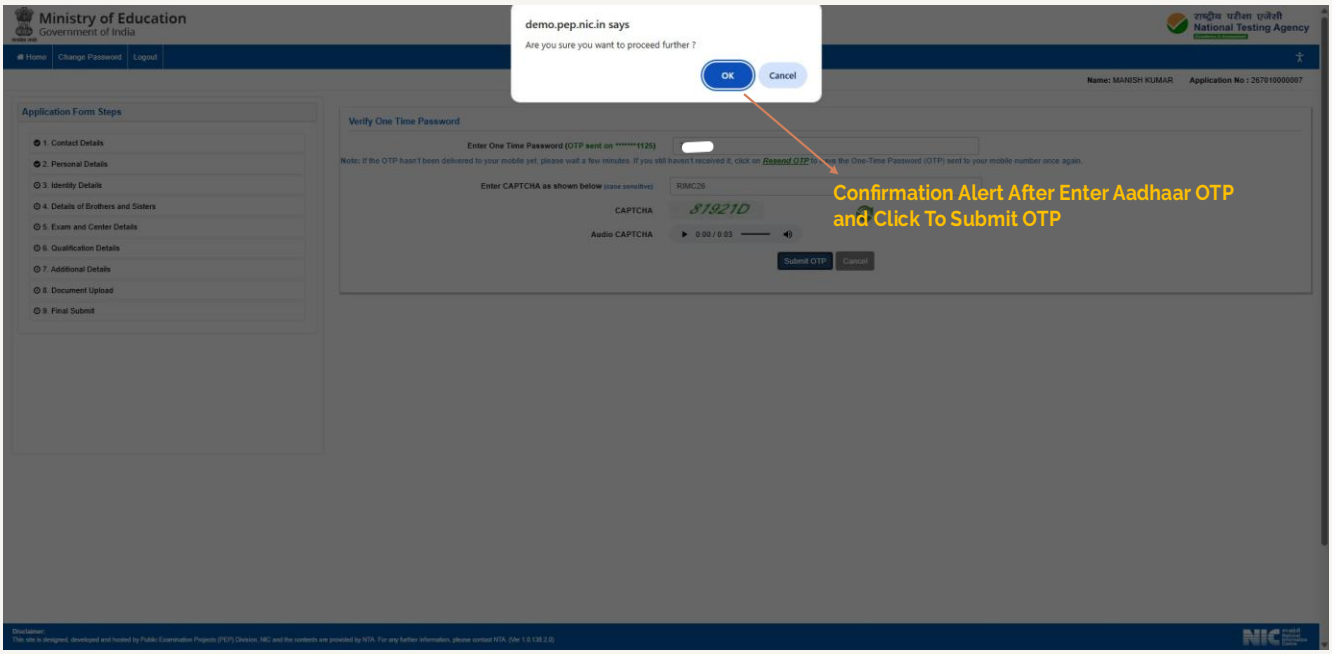

RMS COMMON ENTRANCE TEST 2026

Identity Details After e - KYC Verify Page : -

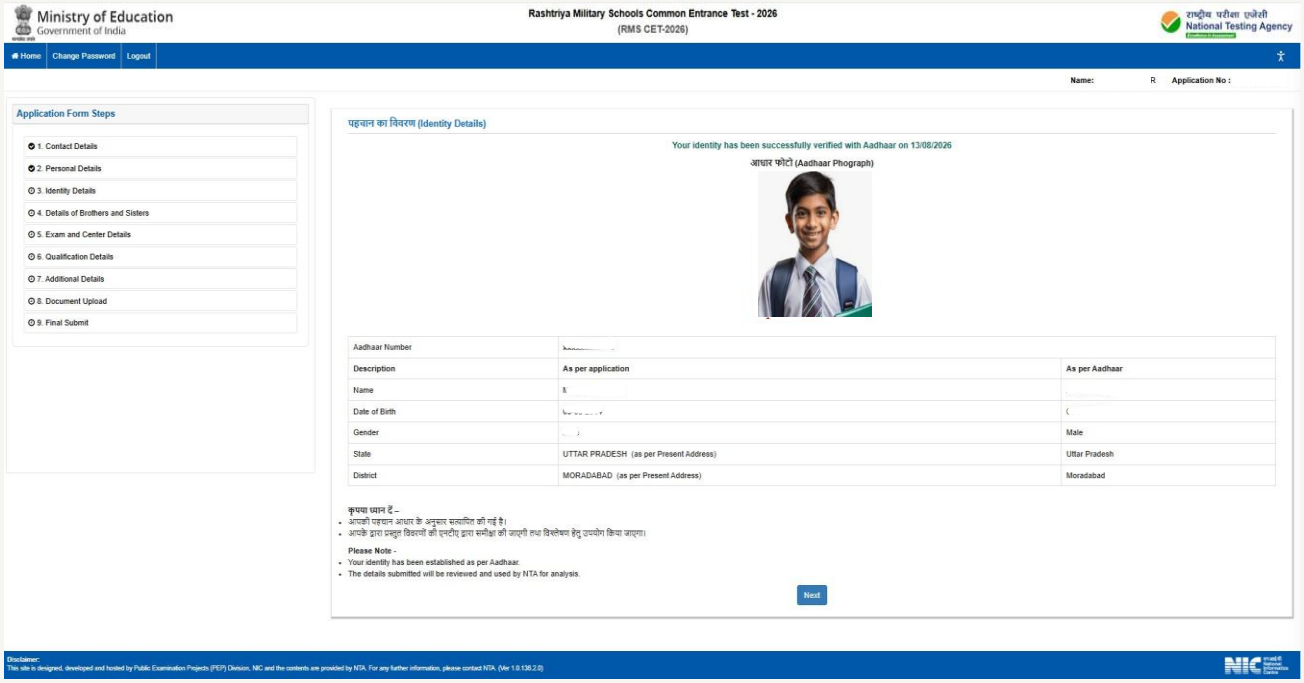

RMS COMMON ENTRANCE TEST 2026

Identity Page :-

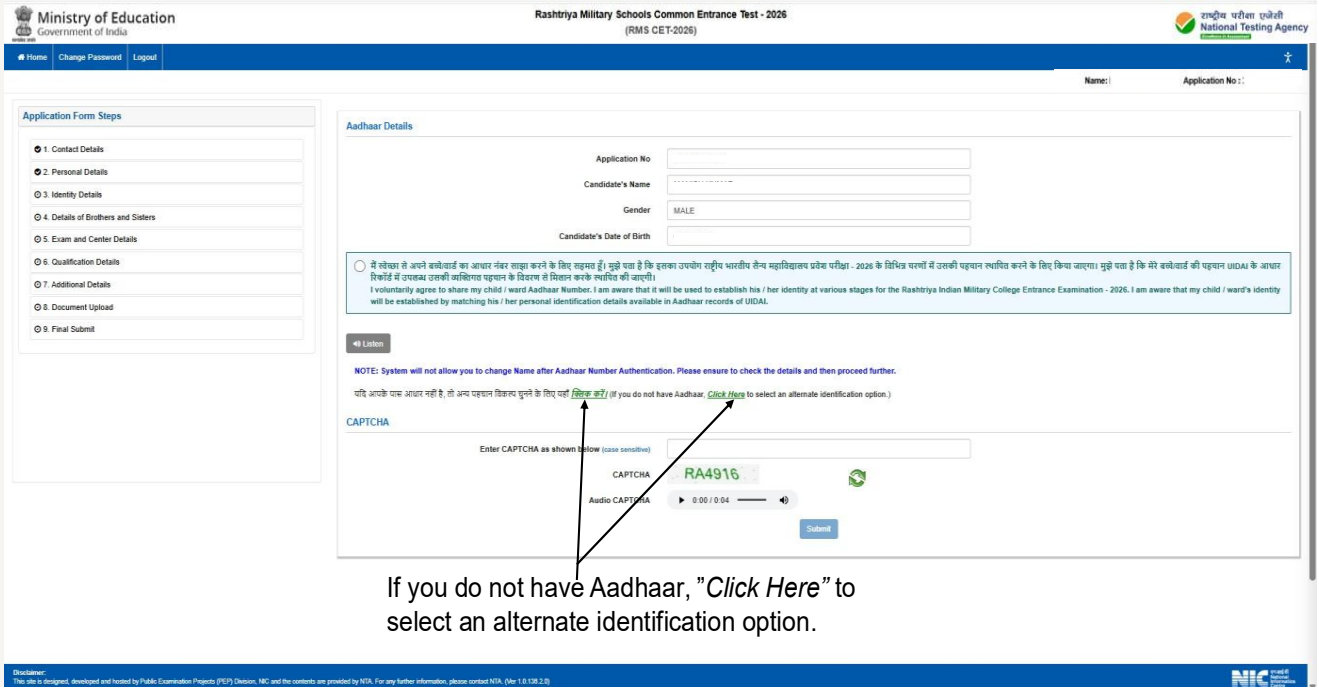

If you do not have Aadhaar, "*Click Here*" to select an alternate identification option.

RMS COMMON ENTRANCE TEST 2026

Alternative Identification Select Options (If You Do Not Have Aadhaar)

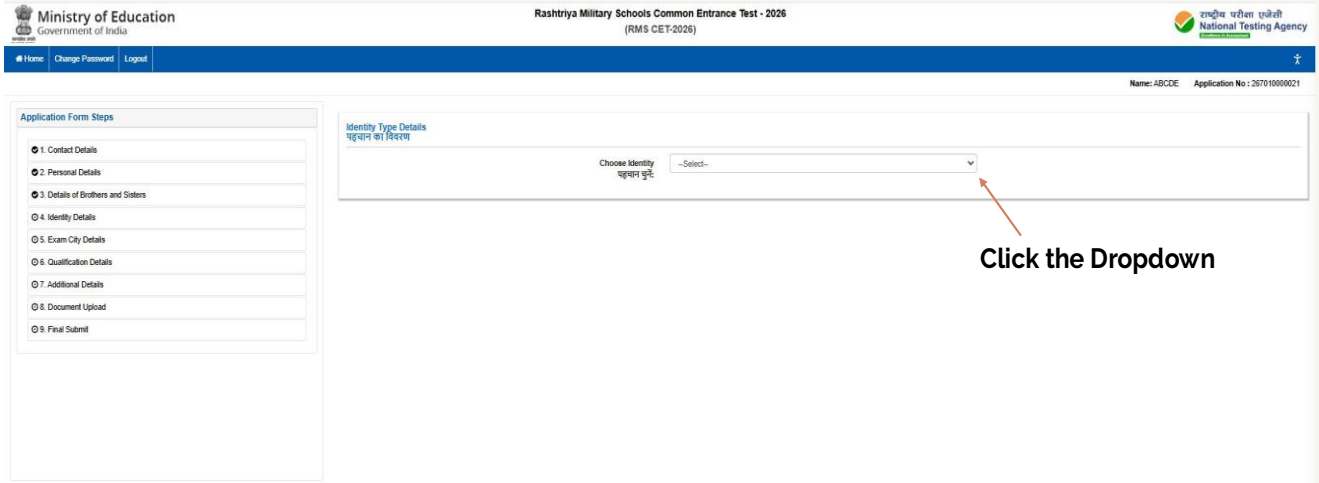

RMS COMMON ENTRANCE TEST 2026

Alternative Identification Options : -

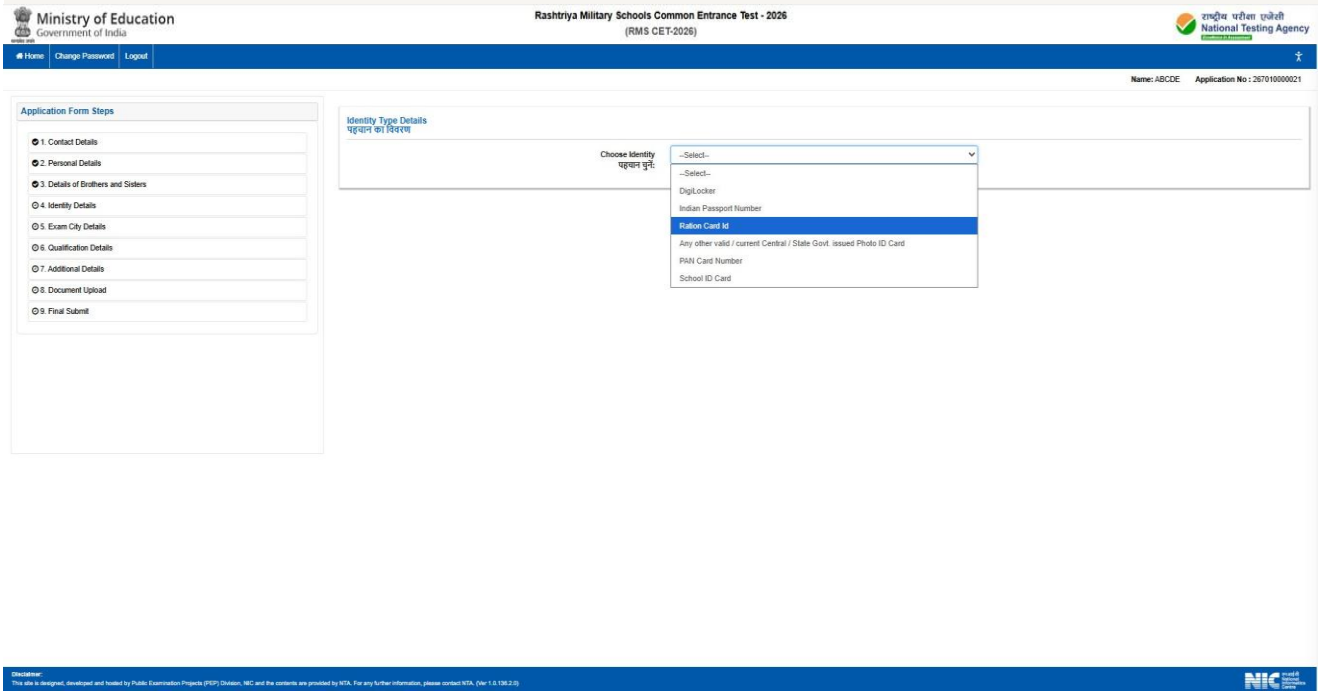

RMS COMMON ENTRANCE TEST 2026

Identity Details: If PAN Card Is Selected : -

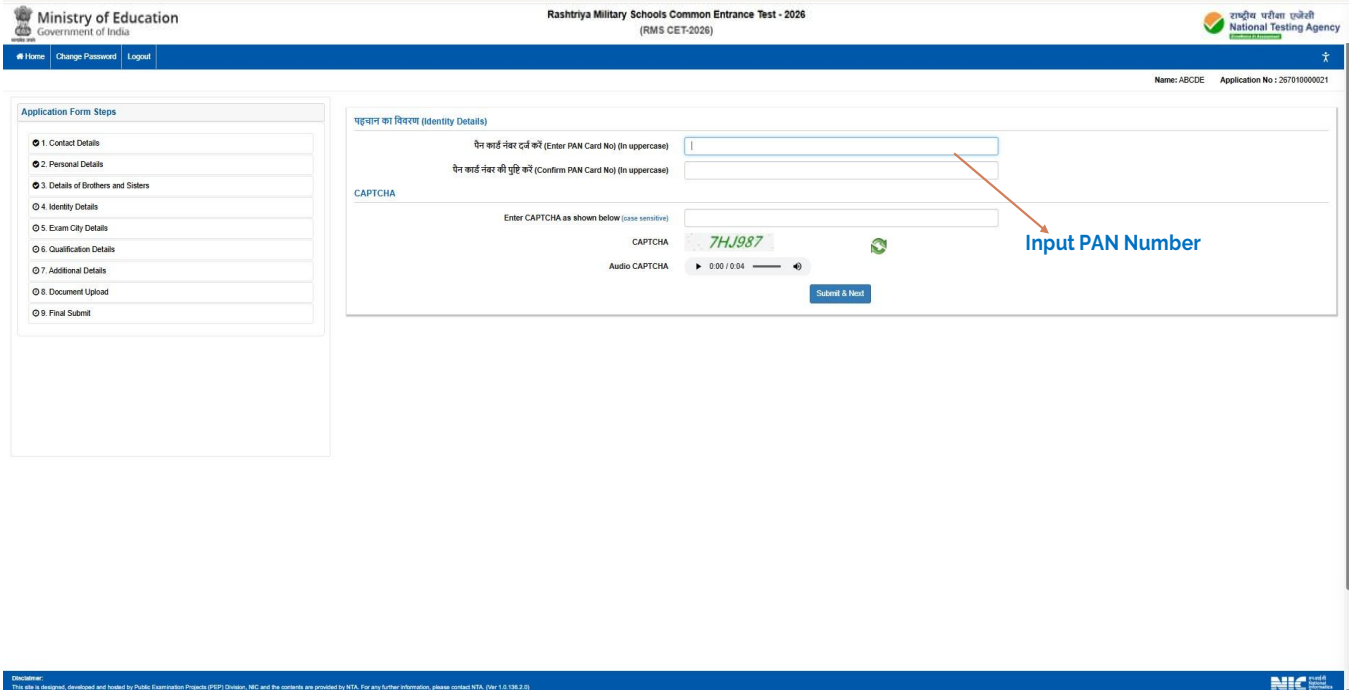

RMS COMMON ENTRANCE TEST 2026

Confirmation Alert After Entering PAN Number and Clicking "Submit":-

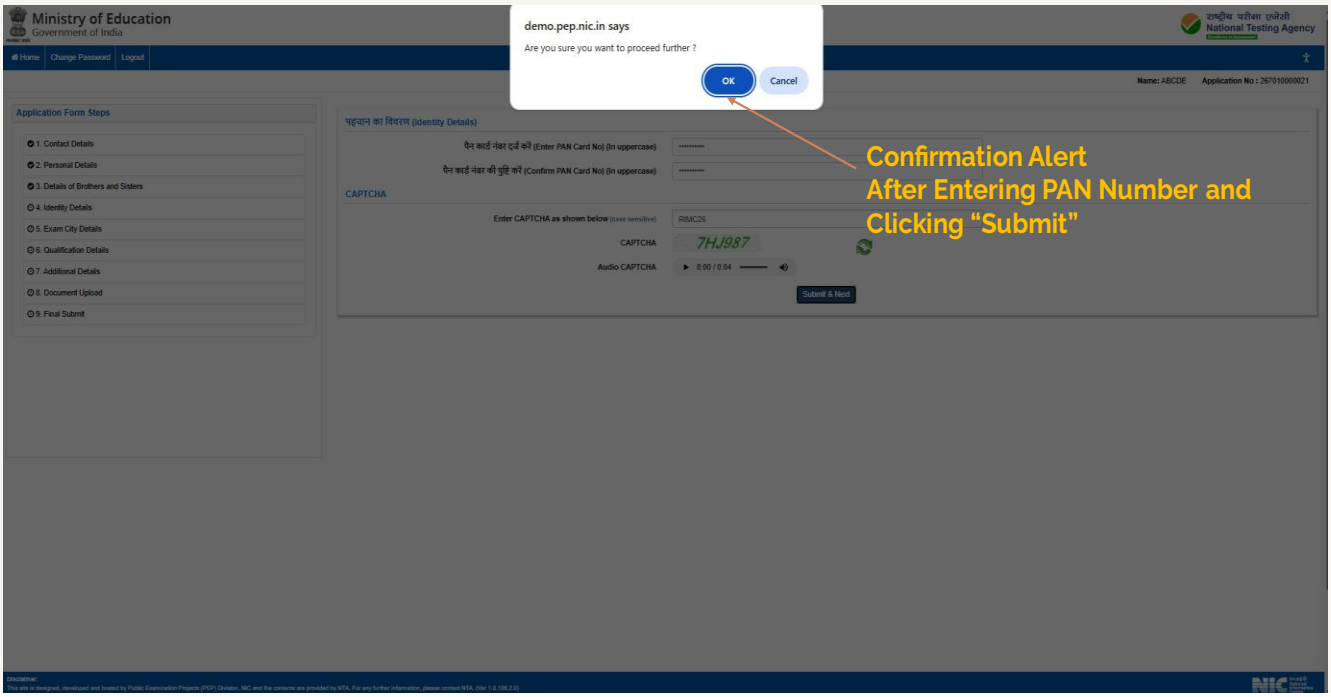

RMS COMMON ENTRANCE TEST 2026

APAAR ID PAGE : -

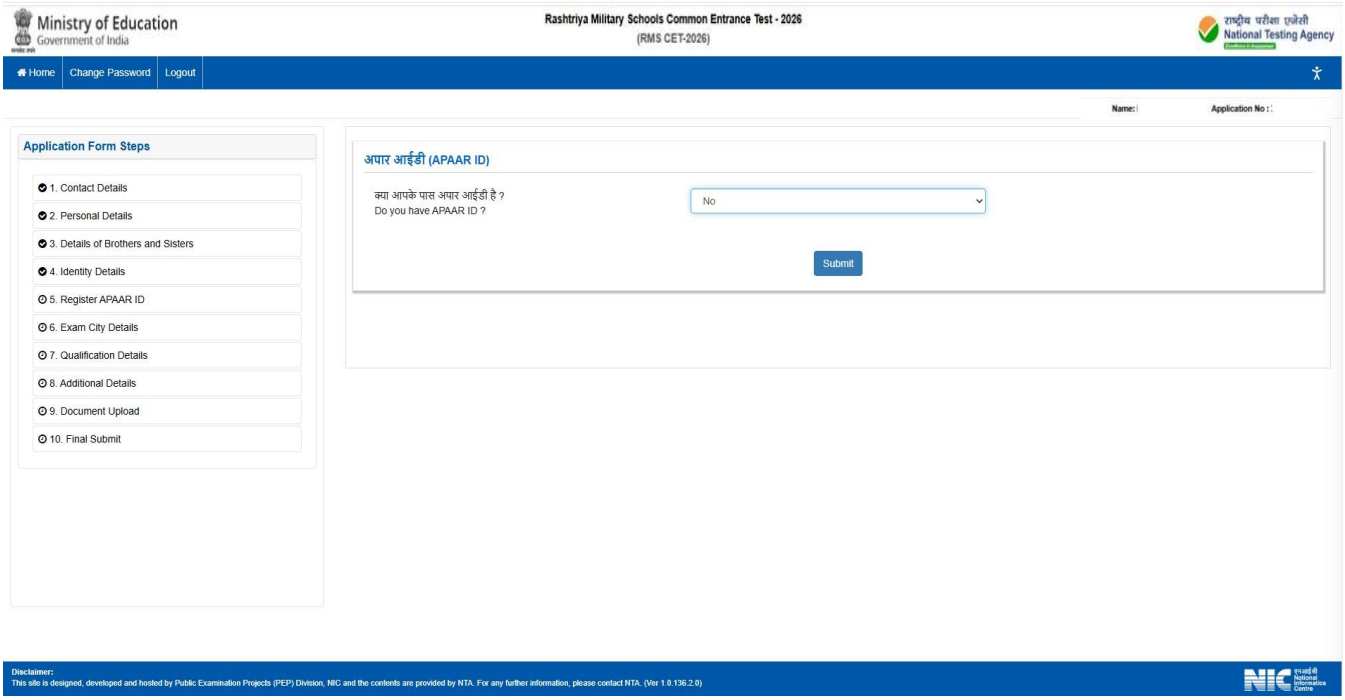

RMS COMMON ENTRANCE TEST 2026

APAAR ID (If select Yes) : -

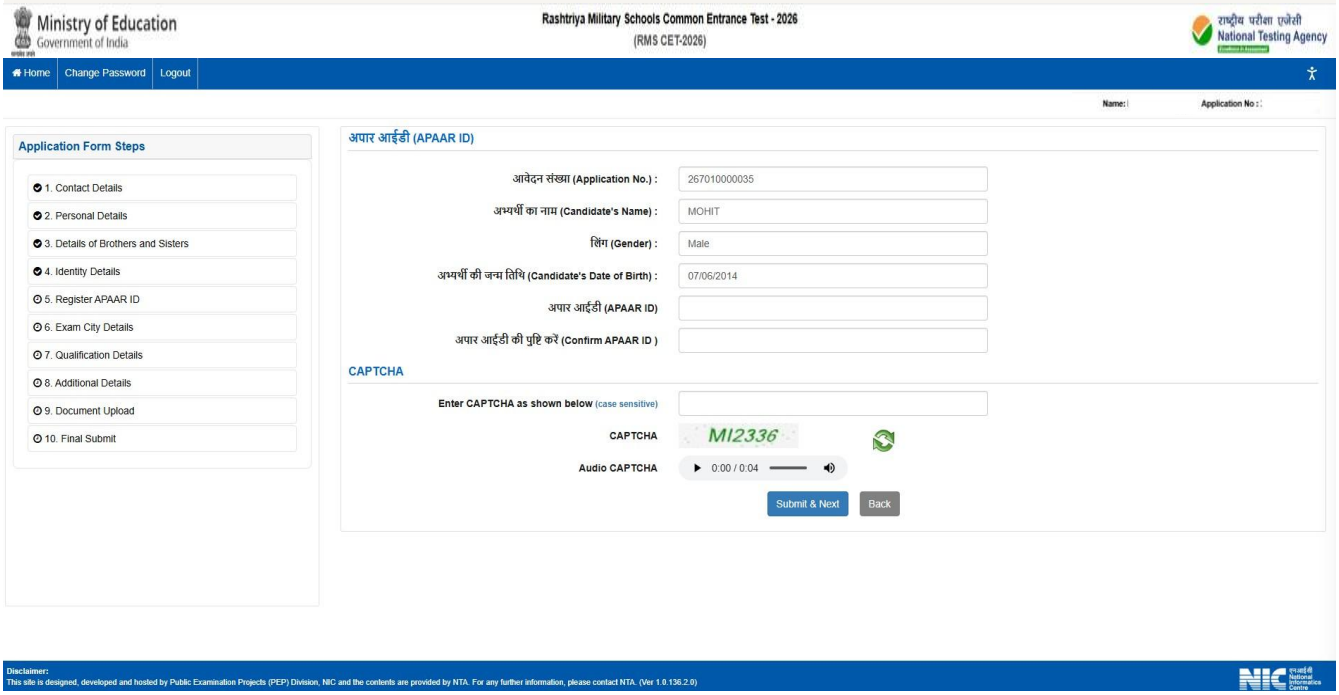

RMS COMMON ENTRANCE TEST 2026

Exam/Class and Examination City Details Page :-

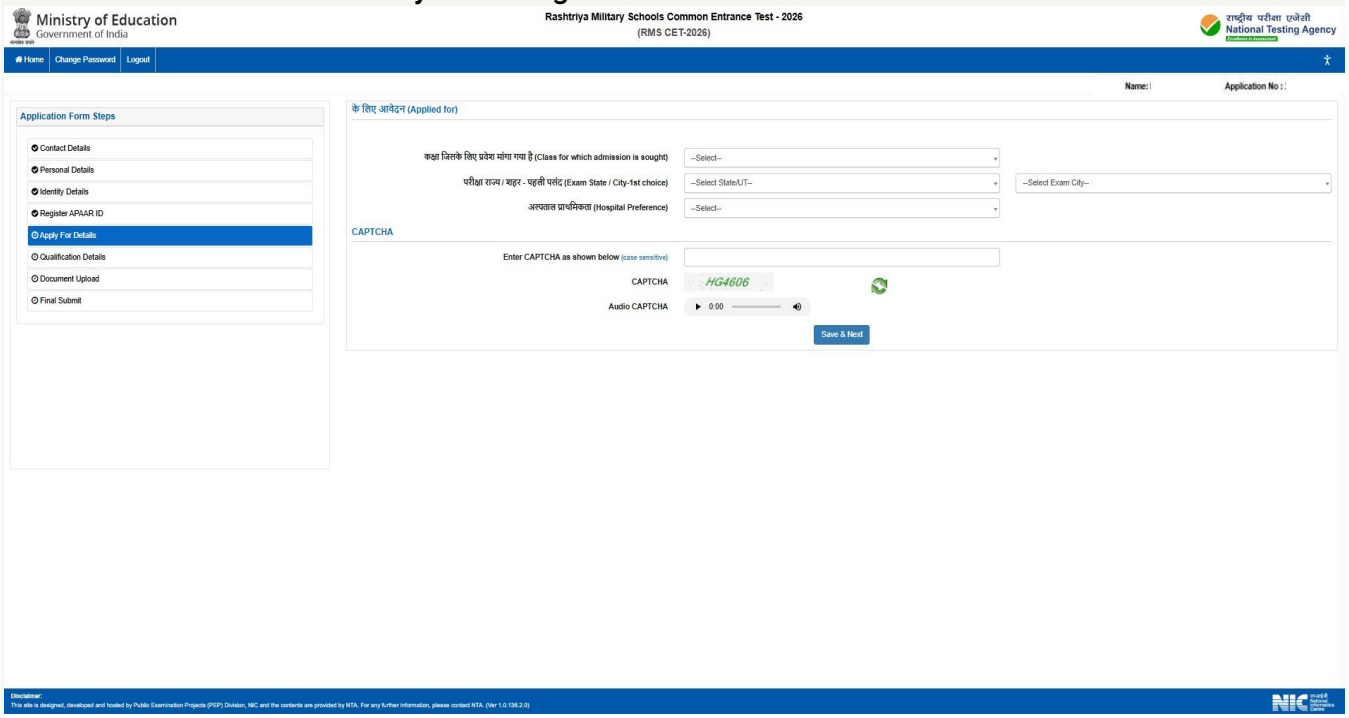

RMS COMMON ENTRANCE TEST 2026

Upload Document Page :-

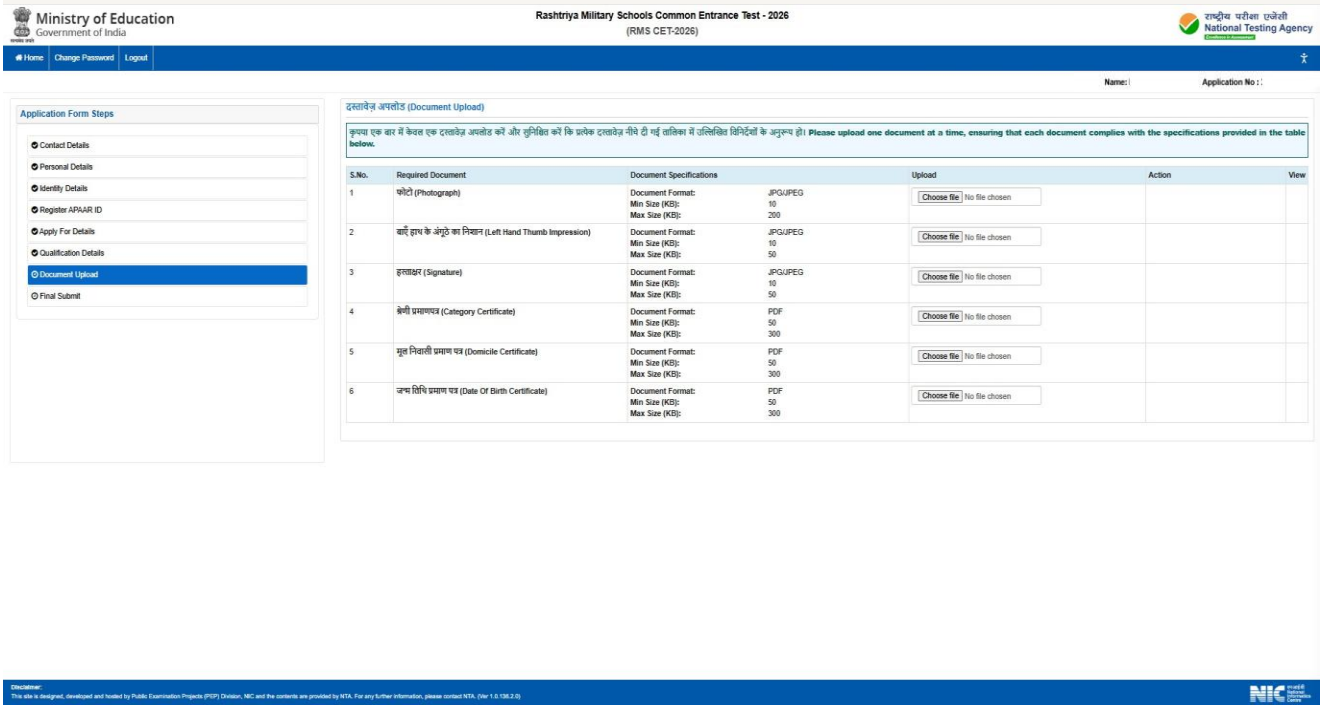

RMS COMMON ENTRANCE TEST 2026

Details of Academic Qualification Page : -

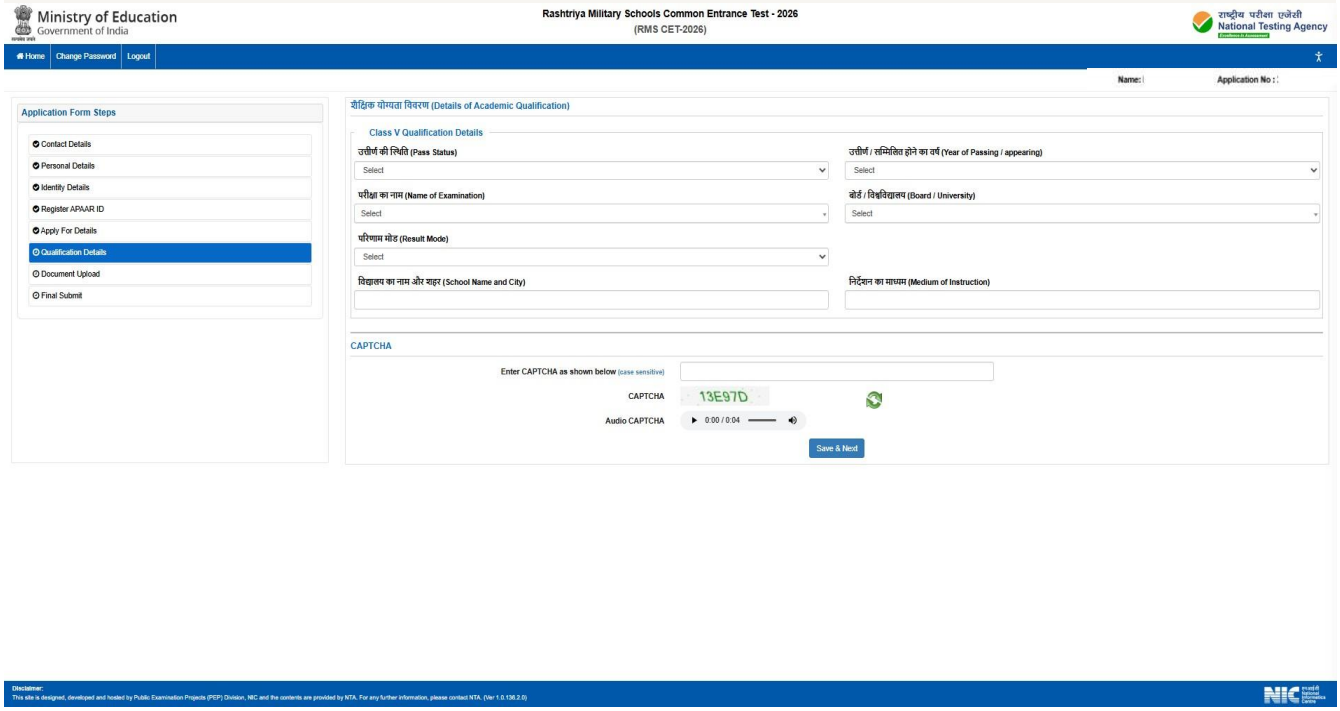

RMS COMMON ENTRANCE TEST 2026

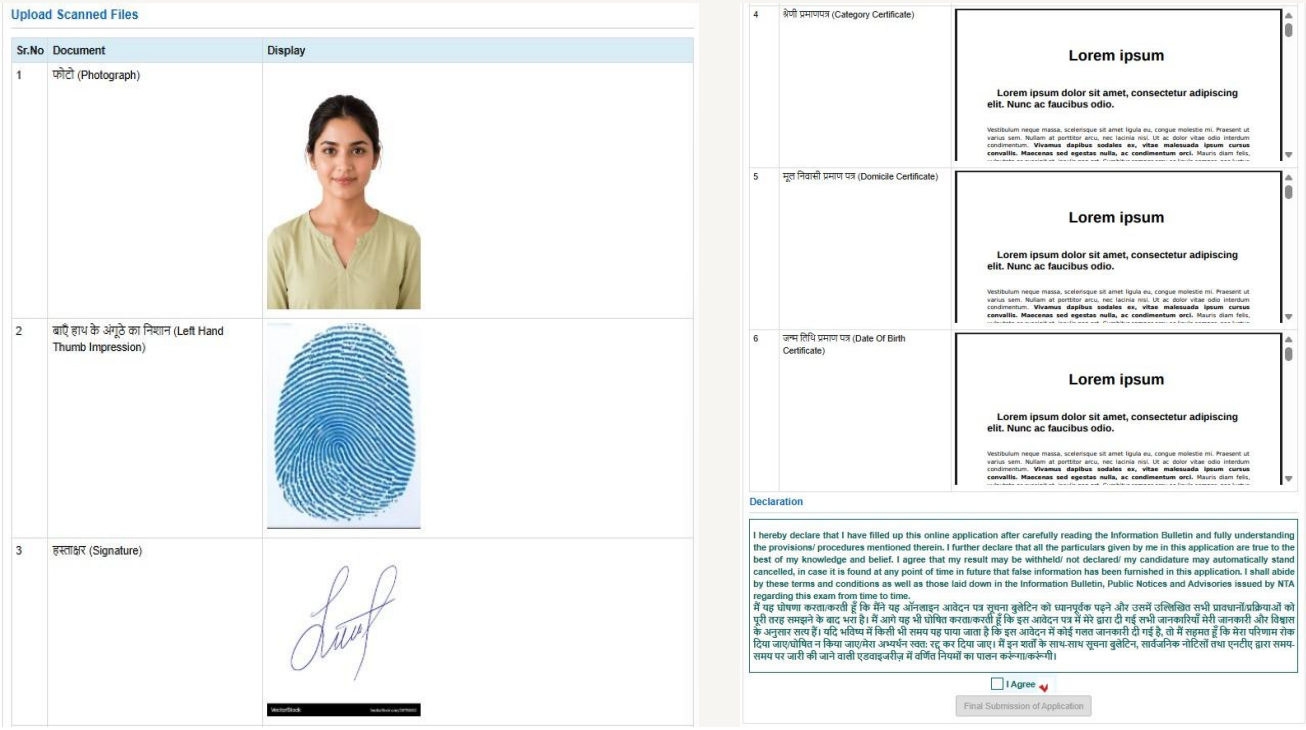

RMS COMMON ENTRANCE TEST 2026

Email ID Verification Page: -

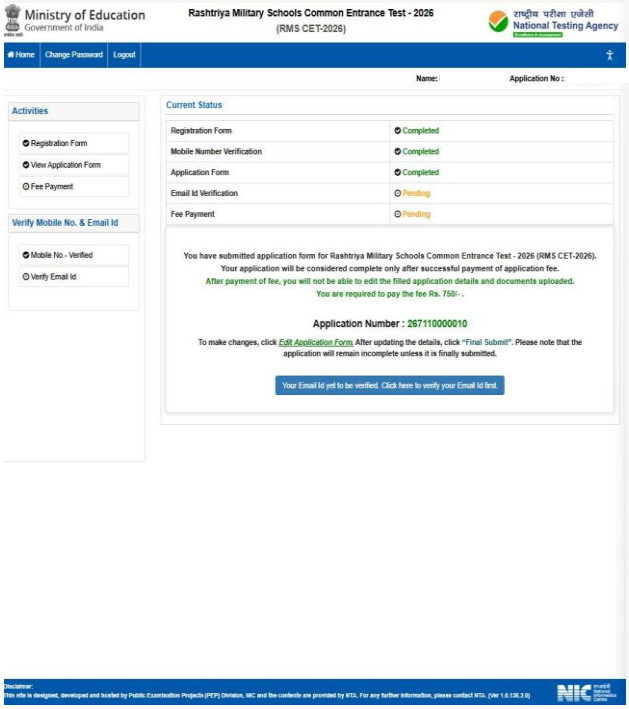

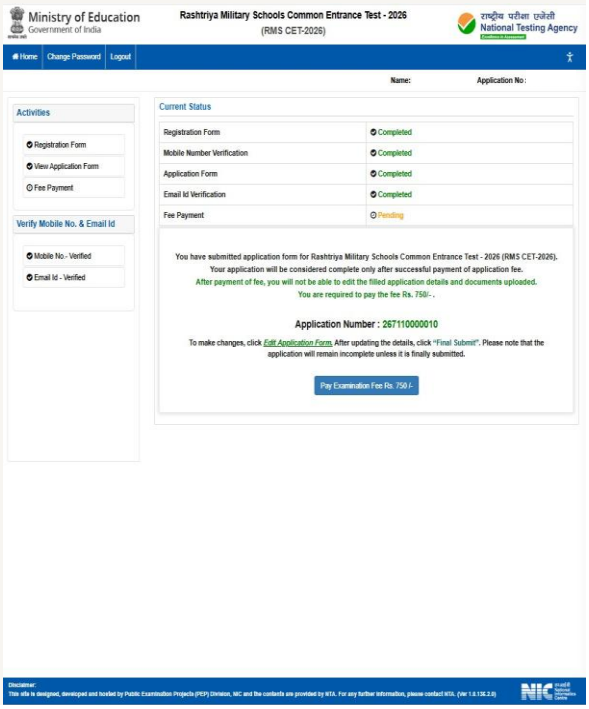

RIMC ENTRANCE EXAMINATION 2026

Application Form Review Page : -

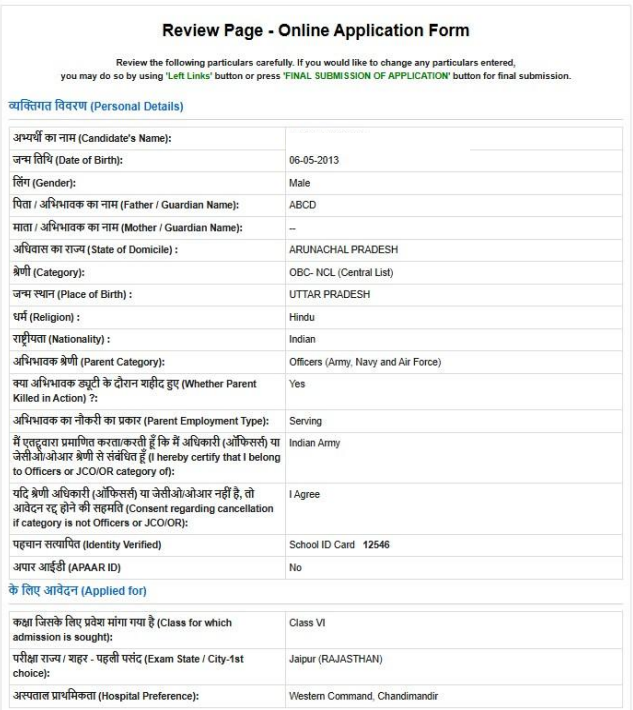

Review Page - Online Application Form

Review the following particulars carefully. If you would like to change any particulars entered, you may do so by using 'Left Links' button or press 'FINAL SUBMISSION OF APPLICATION' button for final submission.

व्यक्तिगत विवरण (Personal Details)

अभ्यर्थी का नाम (Candidate's Name):	
जन्म तिथि (Date of Birth):	06-05-2013
लिंग (Gender):	Male
पिता / अभिभावक का नाम (Father / Guardian Name):	ABCD
माता / अभिभावक का नाम (Mother / Guardian Name):	--
अधिवास का राज्य (State of Domicile) :	ARUNACHAL PRADESH
श्रेणी (Category):	OBC- NCL (Central List)
जन्म स्थान (Place of Birth) :	UTTAR PRADESH
धर्म (Religion) :	Hindu
राष्ट्रीयता (Nationality) :	Indian
अभिभावक श्रेणी (Parent Category):	Officers (Army, Navy and Air Force)
क्या अभिभावक ड्यूटी के दौरान शहीद हुए (Whether Parent Killed in Action) ?:	Yes
अभिभावक का नौकरी का प्रकार (Parent Employment Type):	Serving
मैं एतद्द्वारा प्रमाणित करता/करती हूँ कि मैं अधिकारी (ऑफिसर्स) या जेसीओ/ओआर श्रेणी से संबंधित हूँ (I hereby certify that I belong to Officers or JCO/OR category of):	Indian Army
यदि श्रेणी अधिकारी (ऑफिसर्स) या जेसीओ/ओआर नहीं है, तो आवेदन रद्द होने की सहमति (Consent regarding cancellation if category is not Officers or JCO/OR):	I Agree
पहचान सत्यापित (Identity Verified)	School ID Card 12546
अपार आईडी (APAAR ID)	No

के लिए आवेदन (Applied for)

कक्षा जिसके लिए प्रवेश मांगा गया है (Class for which admission is sought):	Class VI
परीक्षा राज्य / शहर - पहली पसंद (Exam State / City-1st choice):	Jaipur (RAJASTHAN)
अस्पताल प्राथमिकता (Hospital Preference):	Western Command, Chandimandir

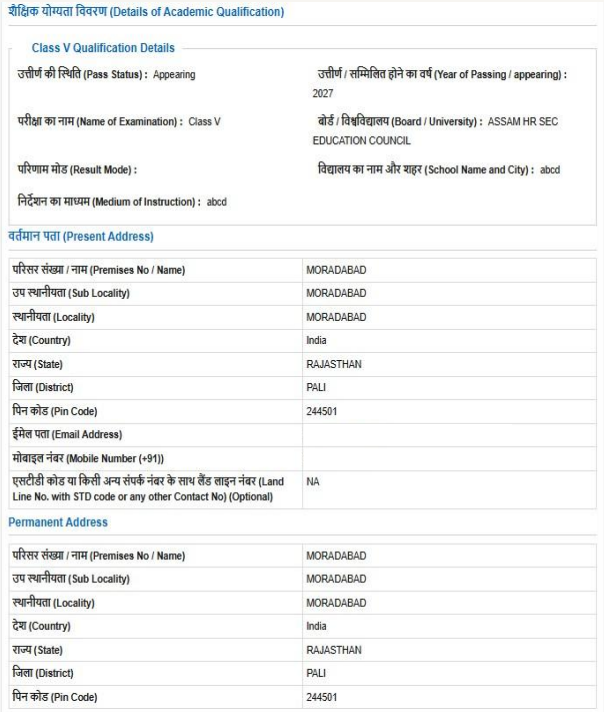

शैक्षिक योग्यता विवरण (Details of Academic Qualification)

Class V Qualification Details

उत्तीर्ण की स्थिति (Pass Status) : Appearing

उत्तीर्ण / सम्मिलित होने का वर्ष (Year of Passing / appearing) : 2027

परीक्षा का नाम (Name of Examination) : Class V

बोर्ड / विश्वविद्यालय (Board / University) : ASSAM HR SEC EDUCATION COUNCIL

परिणाम मोड (Result Mode) :

विद्यालय का नाम और शहर (School Name and City) : abcd

निर्देशन का माध्यम (Medium of Instruction) : abcd

वर्तमान पता (Present Address)

परिसर संख्या / नाम (Premises No / Name)	MORADABAD
उप स्थानीयता (Sub Locality)	MORADABAD
स्थानीयता (Locality)	MORADABAD
देश (Country)	India
राज्य (State)	RAJASTHAN
जिला (District)	PALI
पिन कोड (Pin Code)	244501
ईमेल पता (Email Address)	
मोबाइल नंबर (Mobile Number (+91))	
एसटीडी कोड या किसी अन्य संपर्क नंबर के साथ लैंड लाइन नंबर (Land Line No. with STD code or any other Contact No) (Optional)	NA

Permanent Address

परिसर संख्या / नाम (Premises No / Name)	MORADABAD
उप स्थानीयता (Sub Locality)	MORADABAD
स्थानीयता (Locality)	MORADABAD
देश (Country)	India
राज्य (State)	RAJASTHAN
जिला (District)	PALI
पिन कोड (Pin Code)	244501

RMS COMMON ENTRANCE TEST 2026

Email OTP Verification Page : -

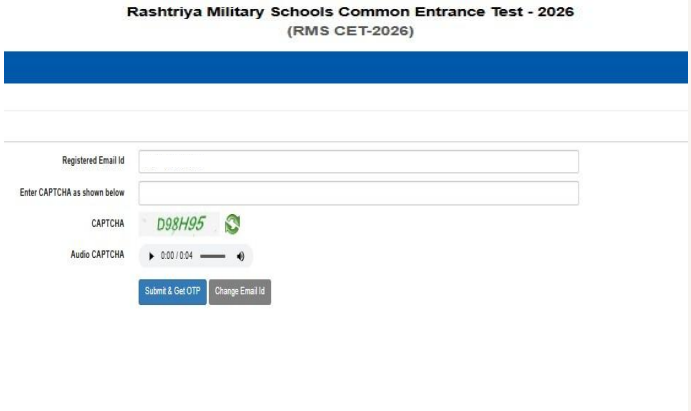

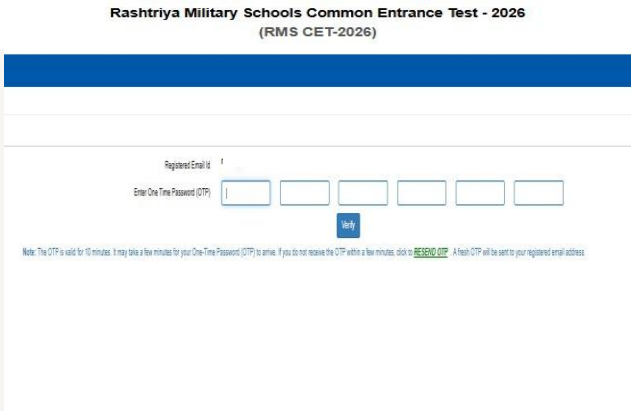

RMS COMMON ENTRANCE TEST 2026

Pay Examination Fees Page : -

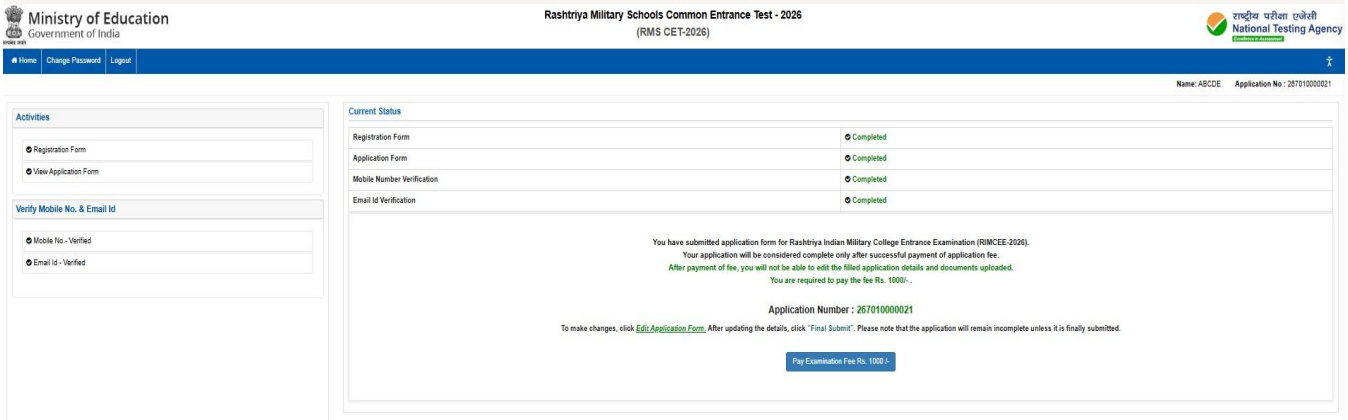

RMS COMMON ENTRANCE TEST 2026

Online Payment Page :-

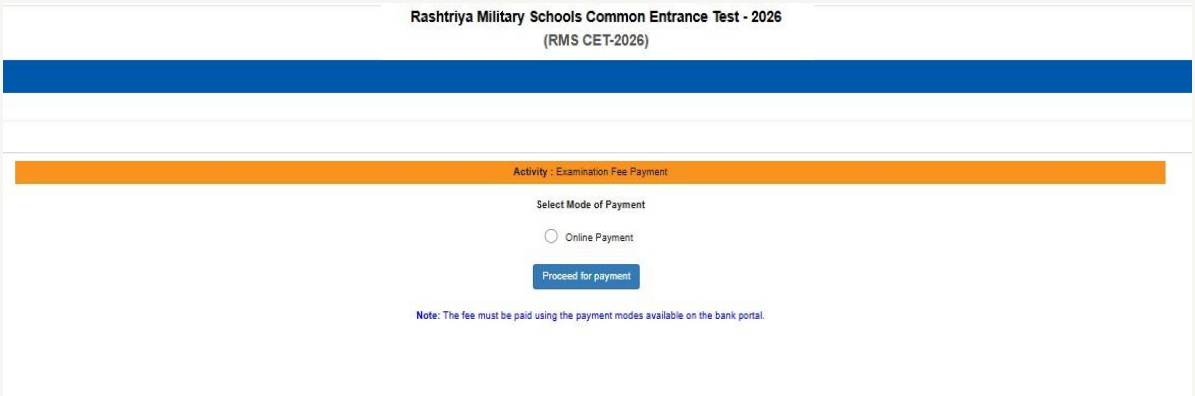

RMS COMMON ENTRANCE TEST 2026

Online Payment Confirmation Alert : -

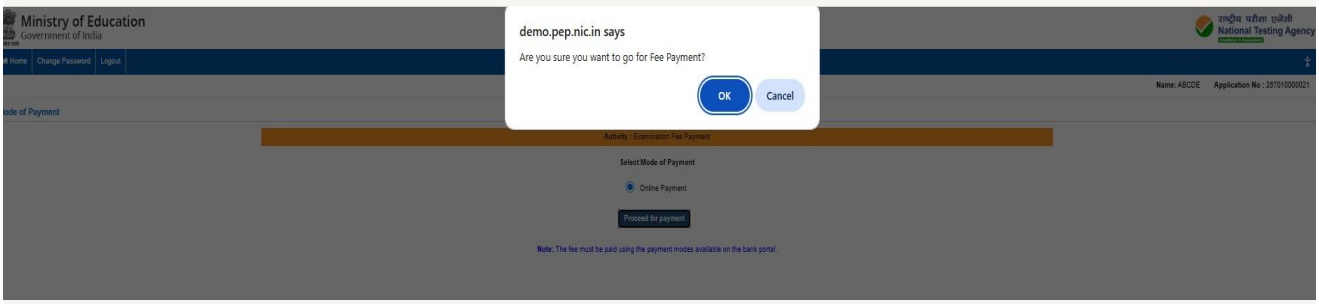

RMS COMMON ENTRANCE TEST 2026

Online Payment Page:-

Rashtriya Military Schools Common Entrance Test - 2026

RMS CET-2026

This Payment Request will be expired within : 03:24 minute

User Details

Candidate Name		**Fee Amount**	1/-
Application Number		**Customer Id**	
Date of Birth	06-05-2013		

Examination Fee Payment

Select Payment Provider :
- Canara Bank (Debit Card/Credit Card/UPI/Net Banking of any bank)
- Union Bank of India (Debit Card/Credit Card/UPI/Net Banking of any bank)

Proceed for payment

Click here to Cancel this Transaction.

Content Owned and Maintained by This site is designed, developed and hosted by Public Examination Projects (PEP) Division, NIC and the contents are provided by NTA. For any further information, please contact NTA.
Designed, Developed and Hosted by National Informatics Centre,
Ministry of Electronics & Information Technology, Government of India

RMS COMMON ENTRANCE TEST 2026

Online Payment Method Page :-

NA NATIONAL TESTING AGENCY

Payment Methods

- Credit / Debit Cards
- Net Banking
- UPI

Card details

Card number

Expiration date | Security code

Card holder name

Full name on card

Pay ₹1.00

Summary

Order ID

Total Amount ₹1.00

BillDesk

RMS COMMON ENTRANCE TEST 2026

Online Payment Authenticate Transaction And Download Confirmation Page :-

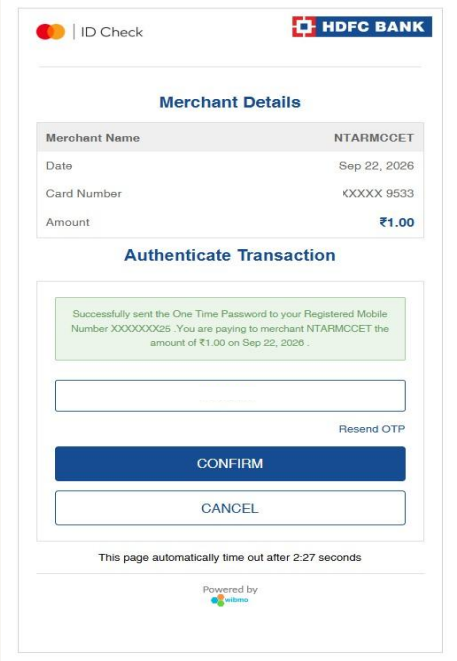

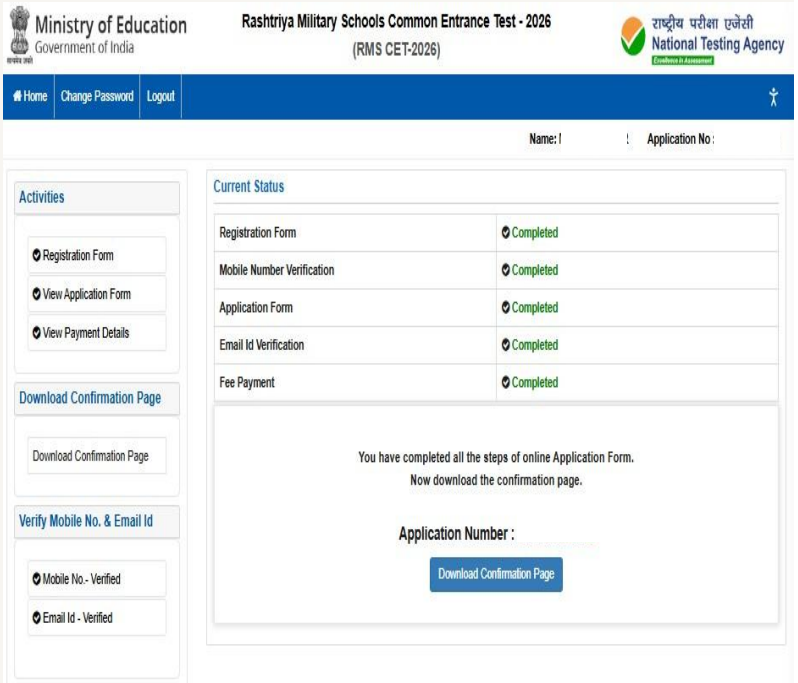

INFORMATION BULLETIN

National Testing Agency

(An autonomous body organization under the Department of Higher Education, Ministry of Education, Government of India)

Address for Correspondence
5th Floor, Government of India Press, Minto Road,,
New Delhi- 110002

Help Line: For Technical support, Contact following during working days between 10:00 am to 05:00 pm

www.nta.ac.in