



राष्ट्रीय परीक्षा एजेंसी
National Testing Agency
Excellence in Assessment

NCHMJEE

National Council For Hotel
Management Joint Entrance
Examination-2026



**INFORMATION
BULLETIN**

NATIONAL TESTING AGENCY

Vision

The right candidates joining best institutions will give India her demographic dividend.

Mission

To improve equity and quality in education by administering research based valid, reliable, efficient, transparent, fair and international level assessments. The best subject matter experts, psychometricians and IT delivery and security professionals will ensure that the current gaps in existing assessment systems are properly identified and bridged.

CoreValues

NTA will create a system which will promote teaching (by teachers), learning (by students) and assessment (by parents and institutions). NTA strongly believes in quality, efficiency, effectiveness, equity and security of assessments. To practice these values, NTA will constantly engage with its stakeholders, viz. students, parents, teachers, experts and partner institutions.

Index

IMPORTANT INFORMATION AND DATES AT A GLANCE	5
Introduction	9
1. About National Testing Agency (NTA)	9
2. About National Council for Hotel Management and Catering Technology (NCHMCT).....	9
3. National Council for Hotel Management Joint Entrance Examination (NCHM JEE) 2026.....	9
4. Scheme of Examination	10
5. Eligibility Criteria for NCHM JEE-2026	10
6. Reservation.....	11
7. Provisions relating to Persons with Disability (PwD)/ Persons with Benchmark.....	13
8. Choice of Cities.....	16
9. General Instructions	16
10. Instructions for filling online Application Form.....	16
11. Admit Card for NCHM JEE-2026.....	21
12. Computer Based Test (CBT) Guidelines	21
13. Conduct of the Examination	22
14. Caution Notice & Non-Disclosure Agreement (India).....	23
15. Unfair Means Practices and Breach of Examination Rules.....	24
16. Display of Recorded Responses	25
17. Display of Provisional Answer Key for Challenges	25
18. Declaration of Results	26
19. Correspondence with NTA	26
20. Weeding Out Rules.....	26
21. Legal Jurisdiction	26
22. RTI.....	26
Annexure-I	28
Payment of Exam Fee - Procedure/Mode/ Service Provider(s) and Services Charges.....	28
Annexure-II	30
List of Affiliated Institutes of Hotel Management.....	30
Annexure-III	32
Certificate regarding physical limitation in an Examinee to write	32
Annexure-IV.....	33
Letter of Undertaking for Using Own Scribe.....	33
Annexure-V.....	34
Certificate for person with specified disability covered under the definition of Section2	34
(s) of the RPwD Act, 2016 but not covered under the definition of Section 2(r) of the said Act, i.e. persons having less than 40% disability and having difficulty in writing	34
Annexure-VI.....	35

Letter of Undertaking by the person with specified disability covered under the definition of Section 2 (s) of the RPwD Act, 2016 but not covered under the definition of Section 2(r) of the said Act, i.e. persons having less than 40% disability and having difficulty in writing	35
Annexure-VII	36
List of Examination Cities for NCHM JEE-2026	36
Annexure-VIII	39
Computer Based Test (CBT)	39
Annexure-IX.....	49
Replica of Application Form.....	49

IMPORTANT INFORMATION AND DATES AT A GLANCE

Online registration and submission of Application Form (complete in all respect) through NTA Website	26.12.2025 to 25.01.2026 (Upto 5.00 PM)
Last date for successful transaction of Examination fee (through Credit Card/Debit Card/Net Banking/UPI/Wallet)	25.01.2026 (Upto 11.50 PM)
Fee Payable for NCHM JEE-2026 (Payment Gateway through Credit Card / Debit Card (except Master/Visa Card)/ Net-Banking/UPI/Wallet)	
General (UR) / OBC-(NCL) as per Central List	Rs.1,000/-
Gen-EWS	Rs. 700/-
Scheduled Caste (SC) / Scheduled Tribes (ST) / PwD	Rs. 450/-
Third Gender	Rs. 450/-
Applicable service/processing charges & GST over and above the Examination Fee, are to be paid by the candidate to the concerned Bank/Payment Gateway Integrator (For details, Annexure-I may be referred to)	
Correction in the Particulars of Application Form Online only	To be announced on the Website
Downloading of Admit Card by the Candidate from NTA Website	To be announced on the Website
Mode of Exam	Computer Based Test (CBT)
Pattern of Exam	Objective Type Exam comprises Multiple Choice Questions
Duration of Examination	120 minutes (2.00 hours)
Timing of Examination	11:00 AM to 01:00 PM
Exam Centre	As indicated on the Admit Card
Date of Examination	25.04.2026 (Saturday)
Display of Recorded Responses and Provisional Answer Keys on the Website for inviting challenge(s) from Interested candidates.	To be announced later through website
Declaration of Result on NTA Website	To be announced later through website
Website(s)	https://exams.nta.nic.in/nchm-jee/ www.nta.ac.in

- Candidate must read carefully the Instructions (including how to fill up Application Form online) given in the Information Bulletin available on the NTA Website. Candidates not complying with the Instructions shall be summarily disqualified.
- Candidate can apply for NCHM JEE-2026 through "Online" mode only. The Application Form in any other mode will not be accepted.
- Only one application is to be submitted by a candidate. More than one application i.e. multiple Application Forms submitted by a candidate will not be accepted.
- Instructions for filling Online Application Form:**
 - ❖ Download Information Bulletin and Replica (**Annexure-IX**) of Application Form. Read these carefully to ensure your eligibility.

❖ **Follow the steps given below to Apply Online:**

Step-1: Register for Online Registration using your own E-mail ID and Mobile No. and note down system generated Application Number. Complete the Online Application Form and note down the system generated Application Number.

Step-2: Upload legible scanned images of:

- i) a recent photograph (in jpg file, size 10kb- 200kb) either in colour or black & white with 80% face(without mask) visible including ears against white background;
- ii) candidate's signature (file size: 10kb- 100kb);
- iii) PwD Certificate (file size 10kb-300kb in PDF form)

Step-3: Pay fee using the **Payment Gateway integrated to the Online Application through Debit Card / Credit Card / Net Banking / UPI / Wallet** and keep proof of fee paid.

All the 3 Steps can be done together or at separate timings.

5. After successful completion of Step-3, Confirmation Page of the Application Form, should be downloaded and a printout of the same may be retained for future reference. The Confirmation Page of the online Application Form could be generated **only after successful payment by the Candidate**.

In case the Confirmation Page is not generated after payment of prescribed Fee, then the candidate should approach the concerned Bank/Payment Gateway integrator (in the helpline number and email given in **Annexure-I** of the Information Bulletin), for ensuring the successful payment.

In spite of above, if successful transaction is not reflected on the Portal, the candidate may contact NTA Helpline. If the payment issue is still not resolved, the candidate may pay second time.

However, any duplicate payment received from the candidate by NTA in course of said transactions will be refunded through the same payment mode through which the duplicate payment is received, after fee reconciliation by NTA.

6. Information such as his/her name, contact details / address, category, PwD status, educational qualification details, date of birth, choice of exam cities, etc. provided by the candidate in the online Application Form will be treated as final. Any request for change in such particulars after the closure of correction period will not be considered by NTA.
7. NTA does not edit/modify/alter any information entered by the candidate under any circumstances. Any request for change in information will not be entertained. Therefore, candidates are advised to exercise utmost caution for filling up correct details in the Application Form.
8. Candidates must ensure that their email address and mobile number to be registered in their online Application Form are their own, as relevant/important information/communication will be sent by NTA through e-mail on the registered e-mail address and/or through SMS on registered mobile number only. NTA shall not be responsible for any non-communication/miscommunication with a candidate in the e-mail address or mobile number given by him/her other than his/her own.

9. NTA disclaims any liability that may cause due to incorrect information provided by the candidate in his/her online Application Form.
10. Candidates must ensure that their email address and mobile number to be registered in their online Application Form are their own, as relevant/important information/communication will be sent by NTA through e-mail on the registered e-mail address and/or through SMS on registered mobile number only. NTA shall not be responsible for any non-communication/miscommunication with a candidate in the email address or mobile number given by him/her other than his/her own.
11. Candidates are advised to visit the NTA Website and check their e-mails regularly for latest updates.
12. Candidates shall appear in the exam at their own cost at the Examination Centre on the Date / Shift and time indicated on their respective Admit Cards which would be issued by the NTA in due course through its Website.

Note:

- i. *The final submission of Online Application Form will remain incomplete if Step-3 is not complete. Such forms will stand rejected and no correspondence on this account will be entertained.*
- ii. *No request for refund of fee once remitted by the candidate will be entertained by NTA under any circumstances.*
- iii. *The entire application process for **NCHM JEE-2026** is online, including uploading of scanned images, payment of fees, and printing of confirmation page, admit card, etc. **Therefore, candidates are not required to send/submit any document(s) including confirmation page to NTA through Post/Fax/WhatsApp/Email/by Hand.***
- iv. *Usage of Data and Information: NTA/Government of India can use the data provided by the End Users (test taker in this case) for internal purpose(s) including training, research and development, analysis and other permissible purpose(s). However, this information is not for use by any third party or private agency for any other use.*

Candidates are advised to carry only the following with them in to the Examination venue:

- a) Admit Card along with Self Declaration (Undertaking) downloaded from the NTA Website (a clear printout on A4 size paper) duly filled in.
- b) A simple transparent Ball Point Pen.
- c) Additional photograph, to be pasted on Attendance Sheet
- d) Personal transparent water bottle.
- e) Sugar tablets/fruits (like banana/apple/orange) in case the candidate is diabetic.

Note:

1. In case it is found at any time in future that the Candidate has used / uploaded the photograph and signature of someone else in his/her Application Form/Admit Card or he/she has tampered his/her Admit Card / result, these acts of the candidate shall be treated as Unfair Means (UFM) Practices on his/her part and he/she shall be proceeded with the actions as contemplated under the provisions of the Information Bulletin relating to Unfair Means Practices.
2. Candidates are NOT allowed to carry Instruments, Geometry or Pencil box, Handbag, Purse, any kind of Paper/Stationery/Textual material (printed or written material), Eatables (loose or packed), Mobile Phone/Earphone/Microphone/Pager, Calculator, Docu Pen, Slide Rules, Log Tables, Camera, Tape Recorder, Electronic Watches with facilities of calculator, any metallic item or electronic gadgets/devices in the Examination Hall/Room. Smoking, chewing gutka, spitting etc. in the Examination Room/Hall is strictly prohibited
3. If any candidate is in possession of any of the above item, his/her candidature will be treated as unfair means and lead to cancellation of the current Examination & also debar the candidate for future examination(s) & the material will be seized.
4. **Corrections sent by the candidate through Post/Fax/Whats App/Email/by Hand will not be entertained by NTA.**

Introduction

1. About National Testing Agency (NTA)

The Ministry of Human Resource Development (MHRD), which is now known as Ministry of Education (MoE), Government of India (GOI) has established the National Testing Agency (NTA) as an independent, autonomous, and self-sustained premier testing organization under the Societies Registration Act (1860) for conducting efficient, transparent and international standards tests in order to assess the competency of candidates for admissions to premier higher education institutions.

The National Testing Agency (NTA) has been entrusted by the National Council for Hotel Management and Catering Technology (NCHMCT), an Autonomous Body of the Ministry of Tourism, Government of India, with the task of conducting the National Council for Hotel Management Joint Entrance Examination (NCHM JEE) w.e.f. 2019.

2. About National Council for Hotel Management and Catering Technology (NCHMCT)

National Council for Hotel Management & Catering Technology, has been set up in 1982 as an Autonomous Body under the Ministry of Tourism, to centrally run and regulate academics for B.Sc. Hospitality & Hotel Administration and ten other structured courses of study that are imparted at the affiliated 21 Central Institutes of Hotel Management, 33 State Government Institutes of Hotel Management, 01 Public Sector Undertaking, 2 PPP run SIHMs and 25 Private Institutes of Hotel Management.

The Institutes run/controlled/regulated/affiliated to NCHM (**Annexure-II**) follow standardized course curricula prescribed by it for different professional programs. Quality of education and training provided by the Institutes help students to emerge as professionally qualified personnel for hospitality and other allied service sectors. The Council has till date trained more than one lakh Hospitality Managers, Executives and other operational personnel. Its alumni from affiliated Institutes occupy key positions in the hospitality industry as well as in allied industry both in India and abroad for coordinated growth and development of hospitality management education in the country.

Through the Council, these Institutes offer 11 (eleven) different professional programs leading to award of Certificate, Diploma, Post Graduate Diploma, Bachelor and Master Degree.

3. National Council for Hotel Management Joint Entrance Examination (NCHM JEE) 2026

- (a) The B.Sc. (Hospitality & Hotel Administration) Programme at its affiliated Institutes (**Annexure-II**), is offered by the National Council for Hotel Management and recognized by JNU.
- (b) The Three-Year (Six Semester) course equips students with all the required skills, knowledge and attitude to efficiently discharge supervisory responsibilities in the Hospitality sector. As per NEP 2020, there may be an option of 4th year for the students to get an Honor's Degree.
- (c) The program involves in-depth laboratory work for students to acquire required knowledge and skill standards in the operational areas of Food Production, Food & Beverage Service, and Rooms Division. It also provides managerial inputs in Hospitality marketing, Financial Management, Human Resource Management, Revenue Management, Facility Planning Management, etc.
- (d) Admission to the above Course is through the NCHM JEE. The Score of NCHM JEE is

accepted by all the affiliated Institutes for admission to the B.Sc. (HHA) Course in their respective Institutes.

4. Scheme of Examination

a. Examination Pattern

Type of questions (MCQ)	No. of Questions
Numerical Ability and Analytical Aptitude	15
Reasoning and Logical Deduction	15
General Knowledge & Current Affairs	15
English Language	45
Aptitude for Service Sector	30
Total	120

b. Medium of Question Paper:

- The medium of Question Paper shall be in English & Hindi only.
- Option of medium of Question Paper should be carefully chosen by the Candidate, while filling the Application Form online. The option once exercised cannot be changed.
- In case of any ambiguity in translation/construction of a question in the exam, its English version shall be treated as final and the decision of NTA shall be final in this regard.

c. Marking Scheme

- Each question carries 04 (Four) mark.
- For each correct response, the candidate will get 04 (four) marks.
- For each incorrect response, -1 (one) mark will be deducted from the total score.
- Un-answered/un-attempted will be given no marks.
- To answer a question, the candidate needs to choose one option as the correct option.
- However, after the process of Challenges of the Answer Key, in case there are multiple correct options or change in key, only those candidates who have attempted it correctly as per the revised Answer key will be awarded marks.
- In case a Question is dropped due to some technical error, full marks shall be given to all the candidates irrespective of the fact who have attempted it or not.

5. Eligibility Criteria for NCHM JEE-2026

a. Eligibility requirements:

- A candidate should have passed 10+2 system of Senior Secondary Examination or its equivalent with English as one of the subjects, from a recognized Educational Board. Candidate must have passed English as a subject of study (core/elective/functional) in the qualifying examination.
- Those appearing in 10+2 or equivalent examination can also appear in NCHM JEE 2026 on provisional basis. Provisional admission will stand cancelled if proof of having passed the qualifying examination (10+2 or its equivalent) is not submitted at the time of counselling or at the time of admission or latest by 30 September, 2026.
- The offer of admission is subject to verification of original certificates / documents, including category certificate and PwD certificate (wherever applicable) at the time of admission. If any candidate is found ineligible at a later date even after admission to an Institute, due to the inability to produce genuine

certificate in original in support of passing 10+2 or equivalent examination and fulfillment of age criteria and category certificate or PwD certificate (wherever applicable), his/her admission will stand cancelled.

b. List of examinations equivalent to 10+2:

- (a) Plus two level examination in the 10+2 pattern of Senior Secondary education of any recognized Central/State Board, such as Central Board of Secondary Education and Council for Indian School Certificate Examination or State Boards of Secondary Education.
- (b) Intermediate or two-year Pre-University Examination conducted by a recognized Board/ University.
- (c) General Certificate Education (GCE) Examination (London/Cambridge/Sri Lanka) at the Advanced (A) level.
- (d) High School Certificate Examination of the Cambridge University.
- (e) Any Public School / Board / University Examination in India or in a foreign country recognized by the Council of Boards of School Education (COBSE) / Association of Indian Universities (AIU) as equivalent to 10+2 pattern of Senior Secondary Education.
- (f) Senior Secondary School Examination conducted by National Institute of Open Schooling (NIOS) as well as State Board of Open Schooling with a minimum of five subjects including English as one of the Subjects.
- (g) H.S.C. Vocational Examination approved by NCVT and SCVT of concerned State/UT.

c. Age Limit

There is no age restriction for appearing in NCHM JEE as per the New Education Policy. As such, candidate of any age who fulfills the other eligibility criteria (as mentioned above).

d. Physical Fitness

All qualified candidates will have to submit a physical fitness certificate of carrying out practical classes as required in course at the time of admission from a Registered Medical Practitioner in the prescribed format.

6. Reservation

- a. In the case of Institutes run by the Central Government, the reservation would be applicable as mentioned below:
 - 1. **15%** of the seats **Scheduled Castes (SC)** candidates
 - 2. **7.5%** seats for **Scheduled Tribes (ST)** candidates
 - 3. **27%** seats for Other Backward Classes (OBC) Non-Creamy Layer (NCL) Candidates as per the Central List*
 - 4. **10%** of the seats for **General Economically Weaker Sections (General- EWS)** candidates.
- b. Each category will have 5% reservations for the candidates with 40% or more disability as defined in Section 2(r) and 2(zc) of Persons with Disabilities (RPwD) Act, 2016. However, the candidate able to carry out all required practical's as prescribed in the courses as mentioned as given below:

Practical to be carried by a student during the course duration:

- Cutting/Chopping of all vegetables and other items prior to cooking;
 - Cooking of items in each practical classes in the Basic Training Kitchen and Advance Training kitchen;
 - Cooking of Indian menu for lunch at bulk quantity as part of the team member;
 - All work in bakery and confectionary section;
 - Service of Food and Beverages, flammable in the Training Restaurants;
 - Flower arrangement, Bed making, cleaning, stain removing, washing (in machine), Ironing and use of calendaring machine, floor moping handling of vacuum cleaner, handling of floor cleaning/polishing machine etc.;
 - Computer operation, Rooms reservation through dedicated software.
- c. It has been decided to reserve one seat, on super numerary basis, for the wards of Kashmiri Migrants and Kashmiri Pandits / Kashmiri Hindu Families (Non-Migrants) residing in Kashmir Valley, in each Central Institute in accordance with Govt. guidelines. Such Applicants shall have to qualify the NCHM JEE 2026. Kashmiri Pandits/Kashmiri Hindu Families (Non-Migrants) residing in Kashmir Valley are required to upload their domicile certificate, online, while applying, in the space provided for uploading Category Certificate. Kashmiri migrants are required to upload the migration certificate, while applying, in the space provided for uploading Category Certificate. Candidates registered with different State Govt. should produce proof of registration in original at the time of Counselling and at the time of admission to the Institute(s) concerned.
- d. In the case of the Institutes run/aided/recognized by State Governments, the reservation policy of the respective State Governments shall be applicable.

Notes:

1. The benefit of reservation for admission to Central Educational Institutions (CEIs) shall be given only to those classes/castes/tribes which are in the respective Central List published by the Government of India from time to time.
2. Other Backward Classes - Non-Creamy Layer (OBC-NCL) are as per the Central list of Other Backward Classes available on National Commission for Backward Classes (NCBC), Government of India website www.ncbc.nic.in. Thus, the candidates falling in this list may mention OBC in the Category Column. State list OBC Candidates who are not in OBC-NCL (Central List) must not choose OBC-NCL.
3. Economically weaker section (EWS) This provision would be regulated as per the OM No. 20013/01/2018-BC-II dated 17 January 2019 issued by the Ministry of Social Justice and Empowerment and the OM No. 12-4/2019-U1 dated 17 January 2019 as well as the Letter No AF 33(2)/2019-20/NC dated 27.03.2019 of NCHMCTCT regarding implementation of reservation for Economically Weaker Section (EWS) for admission in Central Educational Institutions (CEIs).

7. Provisions relating to Persons with Disability (PwD)/ Persons with Benchmark

7.1 The Rights of Persons with Disabilities Act, 2016

The Gazette of India, Extraordinary Part-II Section 1, Ministry of Law and Justice (Legislative Department) New Delhi dated 28 December 2016 on "The Rights of Persons with Disabilities Act, 2016. The relevant paragraphs of the above Gazette Notification for consideration are as under: -

Para 2 (r) "person with benchmark disability" means a person with not less than forty percent of a specified disability where specified disability has not been defined in measurable terms and includes a person with disability where specified disability has been defined in measurable terms, as certified by the certifying authority;

Para 2 (s) "person with disability" means a person with long term physical, mental, intellectual or sensory impairment which, in interaction with barriers, hinders his full and effective participation in society equally with others;

Para 2 (zc) "specified disability" means the disabilities as specified in the Schedule; (Appendix - II).

7.2 Office Memorandum dated 10 August 2022

Ministry of Social Justice & Empowerment, Govt. of India, Office Memorandum No F. No. 29- 6/2019-DD-III dated 10 August 2022 for conducting written examination for persons with specified disabilities covered under the definition of Section 2(s) of the RPwD Act, 2016 but not covered under the definition of Section 2(r) of the said Act, i.e. person having less than 40% disability and having difficulty in writing. The relevant paragraphs of the above Office Memorandum for consideration are as under:

Para 3(b). The facility of scribe and/or compensatory time shall be granted solely to those having difficulty in writing subject to production of a certificate to the effect that person concerned has limitation to write and that scribe is essential to write examination on his/her behalf from the competent medical authority of a Government healthcare institution as per proforma at Appendix-IV.

Para 3 (c). The medical authority for the purpose of certification as mentioned above should be a multi- member authority comprising the following: -

- i. Chief Medical officer/Civil Surgeon /Chief District Medical Officer, Chairperson
- ii. Orthopaedic/PMR specialist
- iii. Neurologist, if available*
- iv. Clinical Psychologist/Rehabilitation Psychologist/ Psychiatrist/Special Educator
- v. Occupational therapist, if available*
- vi. Any other expert based on the condition of the candidate as may be nominated

by the Chairperson.

(* the Chief Medical Officer/Civil Surgeon/Chief District Medical Officer may make full efforts for inclusion of neurologists, occupational therapist from the nearest District or the Medical College/Institute, if the same is not available in the District)” The candidate should fill up the details of scribe as per undertaking proforma at Appendix-V.

7.3 Scribe and Compensatory Time

1. The candidate should have the discretion of opting for his own scribe / reader / lab assistant or request the Examination Body for the same. The Examining Body may also identify the scribe / reader / lab assistant to make panels at the District / Division / State level as per the requirements of the Examination. In such instances the candidates should be allowed to meet the scribe before the Examinations so that the candidates get a chance to check and verify whether the scribe is suitable or not.
2. The word “extra time or additional time” that is being currently used should be changed to “compensatory time” and the same should not be less than 20 minutes per hour of Examination for persons who are allowed use of scribe / reader / lab assistant. All the candidates with benchmark disabilities who are eligible for availing the facility of scribe in terms of guidelines vide para IV of Para 4.2.2 above may be allowed additional time of minimum of one hour for Examination of 3 hours duration whether they use the facility of scribe or not. In case the duration of the Examination is less than an hour, then the duration of additional time should be allowed on pro-rata basis. Additional time should not be less than 5 minutes and should be in the multiple of 5”.

Note 7.3.1

1. Both the guidelines i.e. dated 29 August 2018 (for PwBDs) and dated 10 August 2022 (for PwDs) have other important aspects such as allowing use of assistive devices, proper seating arrangement, accessibility of Examination centres etc. which will be followed. The scribe will help the Candidate in reading the questions and / or keying in the answers as per the directions of the Candidate. A scribe will NEITHER explain the questions NOR suggest any solution to the Candidate.
2. It is to be noted that the Scribe will be provided by the National Testing Agency (NTA), if opted for by the Candidate. If it is found at any stage that a candidate has availed the services of a scribe and/or availed the compensatory time but does not possess the extent of disability that warrants the use of a scribe and/or grant of compensatory time, the candidate will be excluded from the process of evaluation, ranking, counselling and admission. In case such a candidate has already been admitted to any Institution, the admission of the candidate may also be cancelled. Physical Disability certificate (Unique

Disability Identification (UDID)) issued by the notified medical authority needs to be uploaded in the Online Application Form of NCHM JEE – 2026.

3. The NTA does not guarantee any change in the category or sub-category (PwD/PwBD status) after the submission of the Online Application Form, and in any case, no change will be entertained by NTA after the declaration of NTA Score for NCHM JEE - 2026. The category/subcategory (PwD/PwBD status) entered in the NCHM JEE Database by the candidate will be used for the NCHM JEE. Therefore, the candidates are advised to fill in the category/subcategory column very carefully.
4. The extent of “specified disability” in a person shall be assessed in accordance with the “Guidelines for the purpose of assessing the extent of specified disability in a person included under the Rights of Persons with Disabilities Act, 2016.
5. Candidates must note that the benefit of reservation will be given to them subject to verification of documents. If it is discovered at any stage that a candidate has used a false/fake/incorrect document or has furnished false, incorrect or incomplete information, in order to avail the benefit of reservation, then such a candidate shall be excluded from all admission processes. In case such a candidate has already been given admission, the admission shall stand cancelled.

7.4 Reservation Policy of State Government

In the case of the Institutes run/aided/recognized by State Governments, the reservation policy of the respective State Governments shall be applicable.

Note – 7.4

1. The benefit of reservation will be given only to those castes and tribes that are mentioned in the respective central list of corresponding states published by the Government of India (websites: <http://socialjustice.nic.in> and <https://ncst.nic.in>).

8. Choice of Cities

- a. The City of Examination Centres where the Exam shall be conducted are given at **Annexure-VII. It is mandatory for candidates to select four cities of their choice while filling Online Application Form for NCHM JEE 2026.** Effort will be made to allot Centre of Examination to the candidate in order of the City Choice opted by them in the Application Form. However, due to logistic & administrative reasons, a different city of nearby area may be allotted.
- b. The City of Examination once chosen and allotted cannot be changed (after the closing of the correction window) and any request in this regard will not be entertained.

9. General Instructions

- a. NCHM JEE-2026 is an Examination for Admission to the B.Sc. Course in Hospitality and Hotel Administration (B.Sc. HHA) across the Country for 2026- 27 Academic Session.
- b. Merely appearing in and passing at NCHM JEE-2026 does not confer any right to the candidate for admission to the affiliated Institutions of NCHMCT.
- c. The selection and admission to the affiliated Institutions is subject to fulfilling the Admission Criteria, Eligibility, Rank in Merit List, Medical Fitness, verification of original documents and such other criteria as may be prescribed by the NCHMCT.
- d. Applications of candidates submitting false and fabricated information will be rejected and such candidates will be further debarred from appearing in examinations conducted by NTA.
- e. NTA reserves the right to withdraw permission granted inadvertently (if any), to any candidate who is not eligible to appear in the NCHM JEE-2026, even though the Admit Card had been issued by the NTA.
- f. In case of any ambiguity in interpretation of any of the instructions/terms/rules/criteria regarding determination of eligibility/conduct of examination/registration of candidates/information contained therein, the interpretation of the NCHMCT/NTA (as the case may be), shall be final and binding.

10. Instructions for filling online Application Form

- a. Candidates have to apply for NCHM JEE-2026 “Online” ONLY by accessing the website: <https://exams.nta.nic.in/nchm-jee/>. The Application Form other than online mode would not be accepted in any case. Only one application is to be submitted by a candidate. More than one application i.e. multiple Application Forms submitted by a candidate will be rejected.
- b. It is suggested that the candidate should keep the following ready before filling of the online Application Form:
 - A computer with proper internet connectivity,
 - The particulars of a valid Government ID proof,
 - The Date of Birth (as mentioned in Class X Board Certificate),
 - Govt Identity Details like Aadhaar Number (last 4 digits)/Election Card (EPIC No.)/Passport number/ Ration Card Number/Bank Account Number/PAN Number/Other valid Govt IDs,
 - Educational/Qualification details,

- Scanned clear passport photograph in JPG format (size between 10 kb–200kb) either in colour or black & white with 80% face (without mask) visible including ears against white background,
 - Scanned clear signature in JPG format (size between 4kb–30kb),
 - List of City of your Choice (Refer **Annexure-VII** for Cities),
 - Bank account details for payment of fee,
 - A valid e-mail Id as important communications will be made in this e-mail Id
 - A valid mobile number as important information via SMS will be sent to this number.
- c. Information Bulletin and Replica of Application Form (Annexure-IX) may be downloaded and read carefully by the candidate that to be sure about his/her eligibility and acquaint with requirements for submission of Online Application Form.
- d. In order to avoid correction in the particulars at a later stage, the candidate should exercise utmost caution while filling up the details in the Application Form.
- e. **Check List** for filling the Online Application Form:
The candidates are advised to ensure the following points before filling the Online Application Forms:
- i) Whether they fulfill the eligibility conditions for the Test as prescribed under the heading 'Conditions of Eligibility'.
 - ii) That they have filled their gender and category viz General/OBC (Non- Creamy Layer)/SC/ST/Gen-EWS/Male/Female/Third Gender, in the relevant column correctly.
 - iii) That they have filled their City of Examination in the relevant column correctly.
 - iv) That the Person with Disability (PwD) candidate has filled the relevant column in the Online Application Form. Only PwD candidates have to fill this column and the others have to leave it blank.
 - v) Whether they have kept a Printout of Application Form (confirmation page) for their own record.
- f. Steps to be followed to Apply Online:

Step-1: Register for Online Registration using your own Email Id and Mobile No. and note down system generated Application Number. Complete the Online Application Form and note down the system generated Application Number.

Step-2: Upload legible scanned images of : (i) a recent photograph (in jpg file, size 10Kb-200Kb) either in colour or black & white with 80% face (without mask) visible including ears against white background; (ii) candidate's signature (file size: 10kb-100kb in jpg file); (iii) PwD Certificate (file size 10kb-300kb in PDF); (iv) Category Certificate (file size 10kb-300kb in PDF); if applicable (SC/ST/OBC/EWS etc.)

Step-3: Pay fee using **Payment Gateway through Credit Card / Debit Card (except Master/Visa Card) / Net-Banking / UPI / Wallet)** and keep proof of fee paid.
All the 3 Steps can be done together or at separate timings.

After (successful completion of Step-3, Confirmation Page of the Application Form, should be downloaded and a printout of the same may be retained for future reference. The Confirmation Page of the online Application Form could be generated only after successful payment by the Candidate.

In case the Confirmation Page is not generated after payment of Prescribed Fee, then the

candidate should approach the concerned Bank/Payment Gateway integrator (in the helpline number and email given in Annexure-I of the Information Bulletin), for ensuring the successful payment.

In spite of above, if successful transaction is not reflected on the Portal, the candidate may contact NTA Helpline. If the payment issue is still not resolved, the candidate may pay second time. However, any duplicate payment received from the candidate by NTA in course of said transactions will be refunded through the same payment mode through which the duplicate payment is received, after fee reconciliation by NTA.

Note:

- i. The final submission of Online Application Form will remain incomplete if Step-3 is not completed; such Application Forms will stand rejected and no correspondence on this account will be entertained.
- ii. No request or refund of fee once remitted by the candidate will be entertained.
- iii. The entire application process of NCHM JEE-2026 is online, including uploading of scanned images, Payment of Fees and Printing of Confirmation page. Therefore, candidates are not required to send/submit any document(s) including Confirmation page to NTA through Post/Fax/By Hand/E-mail.
- iv. Candidates are advised to keep visiting the NTA's website regularly for latest updates and to check their e-mails.
- v. The NTA can make use of the data generated for the purpose of research and analysis.
- vi. All the candidates who have submitted the online application and paid the Examination fee till last date will be allowed to appear in NCHM JEE-2026 and their admit cards will be uploaded on the website as per schedule.
- vii. NTA does not verify the information filled by the candidates in the Application Form nor verifies any certificate of category/educational qualification for deciding the eligibility of candidates.
- viii. The certificates of educational qualification and category (if applied under reserved category) and PwD Status (wherever applicable) will be verified by the concerned institution. The candidates are, therefore, advised to ensure their eligibility and the category (if applying under reserved category) as well as PwD Status (wherever applicable) at the time of submission of application.
- ix. The NTA will, in no way, be responsible for any wrong/incorrect information furnished by the candidate(s) in his/her Online Application Form. The letter/e-mails/WhatsApp Message/Public Grievance in this regard will not be entertained by the NTA.

g. Procedure for Filling Application Form

Part I: Registration Page

Fill in the basic information and note down the system generated Application No.

- i) **Candidate's Name/Mother's Name/Father's Name:** Provide Candidate's Name, Mother's Name, Father's Name as given in the Secondary School Examination or equivalent Board / University Certificate in capital letters. No prefix in the name of the candidate is allowed.
- ii) **Date of Birth: dd/mm/yyyy:** Provide Candidate's date of birth as recorded in Secondary School Examination or equivalent Board/University Certificate.
- iii) **Mobile Number and e-mail Address:** Candidates must provide own Mobile Number and e-mail address.

Note: Only one e-mail address and one Mobile Number are valid for one application

PART II: Fill in the complete Application Form

- i) **Other Backward Classes (OBC) - Non Creamy Layer** as per the Central List of Other Backward Classes available on National Commission for Backward Classes (NCBC), Government of India website (www.ncbc.nic.in). Thus, the candidates falling in this list may mention OBC in the Category Column. State list OBC Candidates who are not in OBC-NCL (Central List) must not choose OBC- NCL.
- ii) **Economically Weaker Section (EWS) -** This provision would be regulated as per the OM No. 20013/01/2018-BC-II dated 17 January 2019 issued by the Ministry of Social Justice and Empowerment and the OM No. 12-4/2019-U1 dated 17 January 2019 as well as the Letter No AF 33(2)/2019-20/NC dated 27.03.2019 of NCHMCT regarding implementation of reservation for Economically Weaker Section (EWS) for admission in Central Educational Institutions (CEIs).
- iii) **Provide complete postal address with PIN Code (Correspondence Address as well as Permanent Address)** for further correspondence. PIN code of Correspondence Address should be given in the space provided for this purpose.

Note: The NTA shall not be responsible for any delay/loss in postal transit or for an incorrect Correspondence address given by the Applicant in the Application Form.

Choice of Cities for Examination Centres: The City of Examination Centres where the test shall be conducted are given at Annexure-VII. It is mandatory for candidates to select four cities of their choice while filling Online Application Form of NCHM JEE-2026. Effort will be made to allot Centre of Examination to the candidates in order of the City choice opted by them in their Application Form. However, due to administrative reasons, a different city of nearby area may be allotted.

PART III: Uploading of scanned images

- i) **Candidate's Photograph: to be uploaded**
 - Photograph should not be with cap or goggles. Photograph should cover 80% face (without mask) visible including ears against white background.
 - Spectacles are allowed if being used regularly.
 - Polaroid and Computer-generated photos are not acceptable.
 - Applications not complying with these instructions or with unclear photographs are liable to be rejected.
 - Candidates may please note that if it is found that photograph uploaded is fabricated i.e. de-shaped or seems to be hand-made or computer made, the

form of the candidate will be rejected and the same would be considered as using unfair means and the candidate would be dealt with accordingly.

- Application without photograph shall be rejected. The photograph need not be attested. Candidates are advised to take 6 to 8 passport size coloured photographs with white background.

Note: Passport size photograph is to be used for uploading on Online Application Form and also for pasting on Attendance Sheet at the Examination centre.

- The candidate should scan his/her passport size photograph for uploading. File size must be between 10kb to 200kb.

ii) **Candidate's Signature: to be uploaded**

The candidates are required to upload the full signature in running hand writing in the appropriate box given in the Online Application Form. Writing full name in the Box in Capital letters would not be accepted as signature and the Application Form would be rejected. Further, unsigned Online Application Forms will also be rejected.

- The candidate should put his full signature on white paper with Blue/Black Ink pen and scan for uploading.
- File size must be between 10kb to 100kb.

Note: Candidate must ensure that the uploaded images are clear and proper.

h. Important Points to Note:

- i. The Candidates should fill their complete postal address with **PIN Code** for further correspondence.
- ii. The Candidate should not give the postal address, Mobile Number or e-mail ID of any Coaching Centre or Internet Café in the Online Application Form.
- iii. In order to appear in NCHM JEE-2026, the candidates are required to apply 'online'.
- iv. Online submission of application may be done by accessing the **NTA official website:** <https://exams.nta.nic.in/nchm-jee/>.
- v. Online Application Form cannot be withdrawn once it is submitted successfully.
- vi. Application Form of candidates who do not fulfill the eligibility criteria shall be rejected.
- vii. A candidate is allowed to submit only one Application Form. If a candidate submits more than one Application Form, the candidature is likely to be cancelled.
- viii. **Request for change in any particular in the Application Form shall not be entertained after closing of the correction window/period.**
- ix. The Cities of Examination Centres where the test shall be conducted are given in the Information Bulletin. The Cities indicated for the entrance Examination should be carefully chosen by the candidate, as no change will be allowed once application is submitted.
- x. Selection of a candidate in the test is provisional, subject to being found otherwise eligible for admission.
- xi. In case a candidate is found providing incorrect information or the identity is proved to be false at any time in the future, the candidate shall face penal action as per the law.
- xii. The Candidates are not required to send/ submit the confirmation page of Online Application Form to the NTA. However, he/she is advised to retain the following documents with them as reference for future correspondence:

- ❖ At least four printouts of the Confirmation Page of Online Application Form.
- ❖ Proof of fee paid.
- ❖ Photographs (same as uploaded on the Online Application Form).
- ❖ The name on the photo identification must match with the name as shown on the Admit Card. If the name has been changed due to events such as marriage, candidate must show the relevant document at the time of exam. Marriage Certificate/ Divorce/ Decree/Legal Name Change Document.

11. Admit Card for NCHM JEE-2026

- a. The Admit Card is issued provisionally to the candidates, subject to their satisfying the eligibility conditions.
- b. The candidate has to download the Admit Card from the NTA website and appear for the Examination at the given Centre on Date, timing and discipline as indicated in their Admit Card.
- c. No candidate will be allowed to appear the Test at the Examination Centre, the Date and timing other than that allotted to him/her in his/her Admit Card.
- d. In case a candidate is unable to download Admit Card from the website, he/she may approach the Help Line between 09:00 am and 6:00pm or write to NTA at nchm@nta.ac.in.
- e. The candidates are advised to read the Instructions given in the Admit Card carefully in advance of the exam day and follow them during the conduct of the examination.
- f. In case of any discrepancy in the particulars of the candidate or his/her photograph and signatures shown in the Admit Card and Confirmation Page, the candidate may immediately **approach the Help Line between 09:00 am and 6:00pm. In such cases, candidates would appear in the Examination with the already downloaded Admit Card. However, NTA will take necessary action to make correction in the record later.**

Note:

- a. *Candidate may please note that Admit Cards will not be sent by post.*
- b. In no case, the duplicate Admit Card for NCHMCT JEE-2026 would be issued at the Examination Centres.
- c. Candidate must not mutilate the Admit Card or change any entry made therein.
- d. Candidates are advised to preserve their Admit Cards in good condition for future reference.
- e. No Admit Card shall be issued to the candidates whose Applications are found to be incomplete for any reasons (including indistinct/ doubtful photographs/unsigned Applications) or who do not fulfill the eligibility criteria for the examination.
- f. Issue of Admit Cards, however, shall not necessarily mean acceptance of eligibility which shall be further scrutinized at subsequent stages of admission process.

12. Computer Based Test (CBT) Guidelines

The CBT Guidelines are provided at **Annexure-VIII**. Please read them carefully and practice the same through Mock Test.

13. Conduct of the Examination

a. Important Instructions for Candidates.

- a) The candidates are advised to read the instructions on the Admit Card carefully and follow them strictly.
- b) Candidates **MUST** carry the following documents along with them to the Centre to appear in the examination.
 - i. Print copy of Admit Card downloaded from NTA Website,
 - ii. One passport size photograph (same as uploaded on the Online Application Form) for pasting on the specific space in the attendance sheet at the Centre during the Examination.
 - iii. Any one of the authorized Govt. photo IDs (must be original & valid), viz. School Identity Card/ PAN card/ Driving License/ Voter ID/ Passport/ Aadhar Card (with photograph)/ Aadhaar Enrolment No/Ration Card,
 - iv. PwD certificate issued by the Competent Authority, if claiming relaxation/facility under PwD category.

If the name has been changed due to events such as marriage, candidate must show the relevant document at the time of exam. Marriage Certificate/ Divorce/ Decree/ Legal Name Change Document.

- c) Candidates should not be in possession of any material listed in the list of prohibited material.
- d) Candidates are not allowed to carry any baggage inside the Examination Centre. NTA will not be responsible for any belongings stolen or lost at the premises.
- e) The candidates shall report at the Examination Centre at the **time mentioned on the Admit Card** so as to avoid crowding at the **Examination Centre**.
- f) Candidates shall not be permitted to enter in the Examination Centre after 09:30A.M.
- g) The candidate must show, on demand, the Admit Card for entry in the Examination room/hall. A candidate who does not possess the valid Admit Card shall not be allowed to enter the Examination centre.
- h) Candidates should take their seat immediately after opening of the Examination hall on their allotted seat. If not they are likely to miss some of the general instructions to be announced in the Examination Rooms/Halls. The NTA shall not be responsible for any delay.
- i) Any candidate found to have changed room/hall or the seat on his/her own other than allotted would be considered as a case of Unfairmeans and the candidature shall be cancelled and no plea would be accepted.
- j) The candidate must sign and paste the photograph on the Attendance Sheet at the appropriate place.
- k) The candidate should ensure that the question paper available on the computer is as per the opted Subject Code/Discipline indicated in the Admit Card. In case, the subject of question paper is other than the opted paper, the same may be brought to the notice of

the Invigilator concerned.

- l) All calculations/writing work are to be done only in the rough sheet provided at the centre in the Examination Room/Hall and on completion of the test candidates must handover the rough sheets to the invigilator on duty in the Room/Hall.
- m) No candidate, without the special permission of the Centre Superintendent or the Invigilator concerned, will leave his/her seat or Examination Room/Hall until the full duration of the paper is over. Candidates must follow the instructions strictly as instructed by the Centre Superintendent/Invigilators.
- n) Candidate shall appear at their own cost at the Centre on Date and time as indicated on their Admit Card issued by the NTA.
- o) The candidates are to be governed by the Rules and Regulations/Instruction of the NTA with regard to their conduct in the Examination Hall. All cases of Unfairmeans will be dealt with as per rules.

Centres for NCHM JEE-2026

- 1. Candidates are advised to familiarize themselves with the location of test centre and plan travel time accordingly. Candidates have to reach the test centers on or before the reporting time. Candidates may note that late entry to the Examination premises is not permitted under any circumstances. NTA shall not be responsible for any delayed arrival of the candidate in reaching the centre due to any reason.
- 2. Biometric information of all the candidates shall be captured.
- 3. Identity checks will be made upon arrival at the test centre to ensure that there are no unauthorized candidates appearing for the test. Candidates are required to cooperate with the security personnel for security checks.
- 4. Please note that only registered candidates will be allowed at the Examination Centre.
- 5. Friends or relatives accompanying the candidates shall not be allowed entry in the test centre under any circumstances and will not be allowed to contact the candidate while the Examination process is going on.

14. Caution Notice & Non-Disclosure Agreement (India)

a. CAUTION NOTICE

- a) Candidates are advised to refer to NCHM JEE-2026 website <https://exams.nta.nic.in/nchm-jee/> for authentic information and periodic updates about NCHM JEE-2026.
- b) Candidates are advised to be careful about any wrong information/false claim of any person or institute regarding NCHM JEE-2026 Examination or securing a seat on the basis of its Result.
- c) nchm@nta.ac.in and/or NCHMCT through email.

b. NON-DISCLOSURE AGREEMENT (NDA)

- (a) NCHM JEE-2026 is a proprietary Examination and is conducted by NTA on behalf of NCHMCT. The contents of this exam are confidential, proprietary and are owned by NTA/NCHMCT and explicitly prohibits the candidate from publishing, reproducing or transmitting any or some contents of this test, in whole or in part, in any form or by any means, verbal or written, electronic or mechanical or for any purpose.

Hangouts, Blogs etc. using either one's own account or proxy account(s).

- (b) By registering for and/or appearing in NCHM JEE-2026, the candidate explicitly agrees to the above Non-Disclosure Agreement and general terms of use for NCHM JEE-2026 as contained in this Information Bulletin & NCHM JEE-2026 website <https://exams.nta.nic.in/nchm-jee/>.
- (c) Violation of any act or breach of the same shall be liable for penal action and cancellation of the candidature at the bare threshold.

15. Unfair Means Practices and Breach of Examination Rules

Definition: Unfair Means Practice is an activity that allows a candidate to gain an unfair advantage over other candidates. It refers to any actions or behaviour by a candidate that violate Examination rules and compromise the integrity, fairness, or confidentiality of the Exam. It includes, but is not limited to-

- Being in possession/use of any item or article in the Exam Hall which has been prohibited or can be used for unfair practices, including any stationery item, communication device, Mobile Phone, Bluetooth device, smartwatch, calculator, electronic device, accessories, any items restricted by the Examination Agency or any other material or information relevant or not relevant to the Examination in the paper concerned;
- Engaging someone to write an Examination (impersonation) or preparing material for copying;
- Assisting other candidates to engage in malpractices, giving or receiving assistance of any kind directly or indirectly or attempting to do so;
- Contacting or communicating or trying to do so with any person, other than the Examination Staff, during the Examination time in the Examination Centre;
- Peeking and interacting, talking, whispering, cheating, writing on hands/desks, assisting others during the Exam;
- Passing answers or communicating through hand signals or gestures, looking at another student's screen;
- Threatening any of the officials connected with the conduct of the Examination or threatening any of the candidates;
- Using or attempting to use any other undesirable method or means in connection with the Examination;
- Manipulation, Locking and fabrication of online or Physical documents/Certificates viz. Admit Card, Self- Declaration, score card, Aadhaar Card or any certificates/documents issued by any Government authority etc.;
- Forceful entry in /exit from Examination Centre/Hall beyond the specified time;
- Use or attempted use of any electronic device after entering the Examination Centre;
- Affixing/uploading of wrong/morphed photographs/signatures on the Application Form/ Admit Card/ Proforma;
- Passing on the rough paper with scribbling;
- Trying to hack the system, possession/use of USBs, hacking tools, cheating through Screen recording, taking photos/screenshots, Bluetooth devices, logging in with another person's credentials or fake ID, trying to hack the test software, tampering, pausing or altering test timer, sharing or leaking digital copies of questions
- Creating obstacles in the smooth and fair conduct of the Examination;
- Fidgeting and looking here and there;

- In possession of bits of written/ printed paper;
- Any candidate with more than one Application Number (more than one SCORE CARDS) will be treated as UFM, even if found at a later stage, and strict action will be taken against that Candidate;
- Producing/uploading manipulated Disability Certificate/ Medical Certificate or Documents;
- Breaching Examination rules or any direction issued by NTA in connection with various Examination from time to time;
- Any other malpractices declared as Unfair Means by the NTA;
- An offence punishable under the Public Examinations (Prevention of Unfair Means) Act, 2024.

Punishment for using Unfair Means Practices

During the course of, before, or after the Examination if a candidate indulges in any of the above or similar practices, he/she shall be deemed to have used unfair practices and booked under the Unfair Means case UFM. A Committee will be constituted to review all UFM cases. NTA reserves the rights to take appropriate action as per the procedures & norms and punishment or punitive actions will be taken based on the nature of offence. The candidate may be debarred up to 3 years in the future and shall also be liable for criminal action and /or any other action as deemed fit. No representation in this regard will be entertained by the NTA

Cancellation of Result

The result of NCHM JEE 2026 of the candidate(s) who indulge in Unfair Means Practices will be cancelled and will not be declared. Similarly, the result of those candidates who appear from the Centre other than the one allotted to them or allow another candidate/person to write the examination on his behalf will be cancelled. Any candidate who appears in a Session more than once will lead to cancellation of his/ her candidature and will be debarred as per relevant UFM clause. No plea will be entertained in this regard.

16. Display of Recorded Responses

The NTA will display the Responses recorded by the candidates during the exam on the NTA website (<https://exams.nta.nic.in/nchm-jee/>) prior to declaration of result. The recorded responses are likely to be displayed for two to three days.

17. Display of Provisional Answer Key for Challenges

- a. The NTA will display Provisional Answer Key of the questions on the NTA website: <https://exams.nta.nic.in/nchm-jee/>, with a Public Notice issued to this effect on the said website, to provide an opportunity to the candidates to challenge the Provisional Answer Keys with a non-refundable online payment of Rs.200/-per question challenged as processing charges. The provisional Answer Keys are likely to be displayed for two to three days.
- b. Only paid challenges made during stipulated time through key challenge link will be considered.
- c. The NTA's decision on the challenges shall be final and no further communication will be entertained. NTA will not inform the Candidates individually about their challenges.

- d. The subject experts will examine all the challenges received and then a final answer key will be displayed and declared.
- e. **The result will be compiled on the basis of the Final Answer Key declared. No grievance with regard to Answer Key(s) after Declaration of Result of NCHM JEE- 2026 will be entertained.**

18. Declaration of Results

- a. The result will be compiled based on Final Answer Keys and announced through the Website (<https://exams.nta.nic.in/nchm-jee/>) only in due course. No grievance with regard to Answer Key(s) after declaration of Result of NCHM JEE-2026 will be entertained. The raw (actual) marks obtained by a candidate will be considered further for computation of the Result of NCHM JEE-2026. The candidates download their Score Cards from the website: (<https://exams.nta.nic.in/nchm-jee/>) only.
- b. There is no provision for rechecking/re-evaluation/re-totaling of the result/score and no query in this regard will be entertained.
- c. After the declaration of the Result, the NCHM JEE-2026 Score will be provided by NTA to NCHMCT to conduct the Counselling for the admission to the B.Sc. (HHA) Course.

19. Correspondence with NTA

All the correspondence should be addressed by e-mail to NTA on nchm@nta.ac.in. The email query shall be addressed only if it is not anonymous and contains the name, Registration/Application No, postal address and contact number of the sender. An email containing vague or general queries and other queries as contained in the Information Bulletin shall not be entertained. Queries shall not be entertained from person claiming to be representatives, associates or offciates of the applicant candidate. The following information shall not be revealed by phone or email:

- a) Internal documentation/status.
- b) Internal decision making process of NTA. Any claim/counterclaim thereof.
- c) Dates & venue of internal meetings or name of the staff/officers dealing with it.
- d) Any information which in the opinion of NTA cannot be revealed.

20. Weeding Out Rules

The record of National Council for Hotel Management & Catering Technology Joint Entrance Examination (NCHM JEE)-2026 would be preserved upto 90 days from the date of declaration of result.

21. Legal Jurisdiction

All disputes pertaining to the conduct of NCHM JEE-2026 Examination including Results shall fall within the **jurisdiction of Delhi/New Delhi** only. Further, any legal question arising out of the Examination shall be entertained only when raised within 30 days from the declaration of result.

The Director (Administration) of the NTA shall be the official by whose designation the NTA may sue or be sued.

22. RTI

Information uploaded on the website shall not be provided to the candidate or any other person under R.T.I. Act, 2005. The information uploaded on the website shall remain for a specific

period only. Therefore, the candidates are advised to download the uploaded information and keep with them for future. In due course of examination or in midway of process, neither any application under Right to Information Act, 2005 shall be entertained nor information will be provided.

Payment of Exam Fee - Procedure/Mode/ Service Provider(s) and Services Charges

1. Payment Modes, Charges and Helpline No. of Concerned Banks for Receiving Examination Fees from the Concerned Candidates

S.No	Mode of Payment	Payment Gateway	Bank/UPI/Wallet Charges	
1	Net Banking	Canara Bank	Other Banks (Including Canara Bank)	Rs.13 + GST
			HDFC, ICICI, SBI, AXIS	Rs.17 + GST
		SBI	SBI	Rs 5.00+GST
			Other Banks	
2	All Debit Card	Canara Bank	Visa/Master	Transaction up to Rs.2000/- 0.40% + GST
				Transaction above Rs.2000/- 0.85% + GST
		SBI	Rupay	NIL Charge
			NIL Charges	
3	Credit Card	Canara Bank	Domestic	1.10% + GST
		SBI	Domestic	0.80% + GST
			International	3.50% of Fee+ GST (Minimum Rs 11/-)
4	Unified Payment Interface (UPI)	Canara Bank	NIL Charge	
		SBI	NIL Charge	

2. Help lines:

(a) If Paying through Canara Bank:

Level	Name	EmailID
1	Helpdesk	pgsupport@billdesk.com ; dssrodel@canarabank.com ; tmcode1@canarabank.com ; cb0268@canarabank.com ;
2	Complaint Management Services	pgsupport@billdesk.com ; dssrodel@canarabank.com ; tmcode1@canarabank.com ; cb0268@canarabank.com ;
3	Customer Care	pgsupport@billdesk.com ; dssrodel@canarabank.com ; tmcode1@canarabank.com ; cb0268@canarabank.com ;

4	Through SMS	--
---	-------------	----

(b) If Paying through State Bank of India (SBI):

Level	Name	Email ID	Contact Number
1	Helpdesk3	sbi.00727@sbi.co.in	011-26391804
2	Customer Care	agmcustomer.lhodel@sbi.co.in	1800112211
3	Through SMS	UNHAPPY (add text)	8008202020

- (c) NTA Helpdesk Contact details (incase the payment related issues are not resolved through the above mentioned Helplines of the concerned Bank/ Payment Gateway Integrator):

Email: nchm@nta.ac.in

PhoneNo.:011-40759000,011-69227700

3. Procedure to raise payment related Grievance:

After (successful completion of Step-4, Confirmation Page of the Application Form, should be downloaded and a printout of the same may be retained for future reference. The Confirmation Page of the online Application Form could be generated **only after successful payment by the Candidate**.

In case the Confirmation Page is not generated after payment of prescribed Fee, then the candidate should approach the concerned Bank/Payment Gateway integrator (in the helpline number and email given in **Annexure-I** of the Information Bulletin), for ensuring the successful payment.

In spite of above, if successful transaction is not reflected on the Portal, the candidate may contact NTA Helpline. If the payment issue is still not resolved, the candidate may pay second time.

However, any duplicate payment received from the candidate by NTA in course of said transactions will be refunded through the same payment mode through which the duplicate payment is received, after fee reconciliation by NTA

4. Information to be provided by the Candidate while raising any payment related query/ grievance through QRS/email/Helplines:-

- Name of the Bank and/or payment Gateway.
- Date and time of the transaction
- Transaction Number
- Bank Reference Number
- Proof of transaction
- Screen shot from the payment portal (in case of payment failure).

List of Affiliated Institutes of Hotel Management
B.Sc. HOSPITALITY AND HOTEL ADMINISTRATION COURSE INTAKE FOR 2026

Sl No.	Institute Code	Name	Institute Types
1	101	IHM Bengaluru	Central IHM
2	102	IHM Bhopal	Central IHM
3	103	IHM Bhubaneswar	Central IHM
4	104	AIHM Chandigarh	Central IHM
5	105	IHM Chennai	Central IHM
6	105A	IHM Chennai (Tirupati Campus)	Central IHM
7	106	IHM Gandhi Nagar	Central IHM
8	107	IHM Goa	Central IHM
9	108	IHM Gurdaspur	Central IHM
10	109	IHM Guwahati	Central IHM
11	110	IHM Gwalior	Central IHM
12	111	IHM Hajipur	Central IHM
13	112	IHM Hyderabad	Central IHM
14	113	IHM Jaipur	Central IHM
15	114	IHM Kolkata	Central IHM
16	115	IHM Lucknow	Central IHM
17	116	IHM Mumbai	Central IHM
18	117	IHM Delhi, Pusa	Central IHM
19	118	IHM Shillong	Central IHM
20	119	IHM Shimla	Central IHM
21	120	IHM Srinagar	Central IHM
22	121	IHM Thiruvananthapuram	Central IHM
23	322	Ashok IHTM, Delhi	Central PSU IHM
24	201	CIHM Chandigarh	State IHM
25	202	SIHM Dehradun	State IHM
26	203	SIHM Gangtok	State IHM
27	204	SIHM Jodhpur	State IHM
28	205	SIHM Kozhikode	State IHM
29	206	SIHM Kurukshetra	State IHM
30	207	DIHM Lajpat Nagar, Delhi	State IHM
31	208	SIHM Faridabad	State IHM
32	209	SIHM Bathinda	State IHM
33	210	SIHM Hamirpur	State IHM
34	211	SIHM Triruchirapalli	State IHM
35	212	SIHM Silvassa	State IHM
36	213	SIHM Pondicherry	State IHM
37	214	SIHM Tirupati	State IHM
38	215	SIHM Rohtak	State IHM
39	216	SIHM Medak, Telangana	State IHM
40	217	SIHM Indore	State IHM
41	218	SIHM Panipat	State IHM

42	219	Dr YSR NITHM, Telangana	State IHM
43	220	SIHM Yamunanagar	State IHM
44	221	SIHM Balangir	State IHM
45	222	SIHM Durgapur	State IHM
46	223	SIHM Bodhgaya	State IHM
47	224	SIHM Udaipur	State IHM
48	225	SIHM Ranchi	State IHM
49	226	SIHM Raipur	State IHM
50	227	SIHM Jabalpur	State IHM
51	228	SIHM Dharamshala	State IHM
52	229	SIHM Solapur	State IHM
53	230	SIHM Dimapur	State IHM
54	231	SIHM Agartala	State IHM
55	235	SIHM Ramnagar	State IHM
56	301	SRM Institute of Hotel Management Kancheepuram	Private IHM
57	302	IHM Meerut, U.P	Private IHM
58	303	Institute of Hotel Management Shrishakti, Telangana	Private IHM
59	304	Oriental School of Hotel Management, Kerala	Private IHM
60	305	CCHM -Landran, Mohali	Private IHM
61	307	Chitkara School of Hospitality, Chandigarh	Private IHM
62	310	St. Soldier Institute of Hotel Management, Jalandhar	Private IHM
63	311	Munnar Catering College, Kerala	Private IHM
64	312	Guru Nanak Institute of Hotel Management, Kolkata	Private IHM
65	313	C T Institute of Hotel Management Jalandhar	Private IHM
66	314	The Lalit Suri Hosp. School, Faridabad	Private IHM
67	317	RIG Institute of Hospitality and Mngt - Greater Noida	Private IHM
68	320	Jodhpur Institute of Hotel Management JIET	Private IHM
69	321	Dewan VS IHM, Meerut U.P	Private IHM
70	323	Ambala Institute of Hotel Management, Haryana	Private IHM
71	324	Kukreja Institute of Hotel Management, Dehradun	Private IHM
72	326	Poornima Institute of Hotel Mngt, Jaipur	Private IHM
73	327	SRM Institute of Hotel Mngt- Sonapat	Private IHM
74	330	FHRAI-Greater Noida	Private IHM
75	331	Preston IHM Gwalior	Private IHM
76	333	MLRSM IHM, Lucknow	Private IHM
77	334	St. Francis IHM, Mumbai	Private IHM
78	335	Durgamal Subharti IHM Dehradun	Private IHM
79	336	Subhash Bose Institute of Hotel Management, Kolkata	Private IHM
80	338	MIHM Sindhudurg, Maharashtra	Private IHM

(Ministry of Social Justice & Empowerment, Govt. of India Office memorandum No F. No. 34-02/ 2015- DD-III dated 29 August 2018)

Certificate regarding physical limitation in an Examinee to write

This to certify that, I have examined Mr/ Ms/ Mrs
_____(Name of the candidate with disability), a person
with_____ (nature and percentage of disability as mentioned
in the certificate of disability), S/o/D/ o_____ a resident
of_____ (Village/ District/ State) and to state
that he/ she has physical limitation which hampers his/her writing capabilities owing to
his/ her disability.

Signature

Chief Medical Officer/ Civil Surgeon/ Medical Superintendent

of a Government health care institution

Name & Designation

Name of Government Hospital/Health Care Centre with Seal

Place:

Date:

Note:- Certificate should be given by a specialist of the relevant stream/ disability (eg. Visual impairment – Ophthalmologist, Locomotor disability – Orthopedic specialist/ PMR).

Letter of Undertaking for Using Own Scribe

I _____, a candidate with _____ (nature of the Disability/Condition) appearing for the _____ (name of the examination) bearing Roll No. _____ at _____ (name of the centre) in the District _____, _____ (name of the State). My qualification is _____.

I do here by state that _____ (name of the scribe) will provide the service of scribe/reader/lab assistant for the undersigned for taking the aforementioned examination.

I do here by undertake that his qualification is _____. In case, subsequently it is found that his qualification is not as declared by the undersigned and is beyond my qualification. I shall forfeit my right to the post or certificate/diploma/degree and claims relating thereto.

(Signature of the candidate)

(Counter Signature by the parent/guardian, if the candidate is minor)

Place:

Date:

Certificate for person with specified disability covered under the definition of Section 2(s) of the RPwD Act, 2016 but not covered under the definition of Section 2(r) of the said Act, i.e. persons having less than 40% disability and having difficulty in writing

1. This is to certify that, we have examined Mr/Ms/Mrs..... (name of the candidate), S/o of /D/o a resident of (Vill/PO/PS/District/State), aged.....yrs, a person with (nature of disability/condition), and to state that he/she has limitation which hampers his/her writing capability owing to his/her above condition. He/ she requires support of scribe for writing the examination.

2. The above candidate uses aids and assistive device such as prosthetics & orthotics, hearing aid (name to be specified) which is/are essential for the candidate to appear at the examination with the assistance of scribe.

3. This certificate is issued only for the purpose of appearing in written examinations conducted by recruitment agencies as well as academic institutions and is valid up to(it is valid for maximum period of six months or less as may be certified by the medical authority)

Signature of Medical Authority

(Signature & Name)	(Signature & Name)	(Signature & Name)	(Signature & Name)	(Signature & Name)
Orthopedic/ PMR specialist	Clinical Psychologist/Rehabilitation Psychologist/Psychiatrist/ Special Educator	Neurologist (if available)	Occupational Therapist (if available)	Other Expert as nominated by the Chairperson (if any)
(Signature & Name)				
Chief Medical Officer/Civil Surgeon/Chief District Medical Officer..... Chairperson				

Name of Government Hospital/Health_____

Care Centre with Seal _____

Place:

Date:

Annexure-VI

Letter of Undertaking by the person with specified disability covered under the definition of Section 2 (s) of the RPwD Act, 2016 but not covered under the definition of Section 2(r) of the said Act, i.e. persons having less than 40% disability and having difficulty in writing

1. I _____, a candidate with _____ (nature of disability/condition) appearing for the _____ (name of the examination) bearing Roll No. _____ at _____ (name of the centre) in the District _____, _____ (name of the State). My educational qualification is _____.
2. I do here by state that _____ (name of the scribe) will provide the service of the scribe for the undersigned for taking the aforementioned examination.
3. I do here by undertake that his qualification is _____. In case, subsequently it is found that his qualification is not as declared by the undersigned and is beyond my qualification, I shall forfeit my right to the post or certificate/ diploma/ degree and claims relating thereto.

(Signature of the candidate)

(counter signature by the parent/ guardian, if the candidate is minor)

Place:

Date:

List of Examination Cities for NCHM JEE-2026

S.NO.	STATE	CITY	CITYCODE
1	ANDAMAN AND NICOBAR	SRI VIJAYA PURAM	AN01
2	ANDHRA PRADESH	ELURU	AP06
3	ANDHRA PRADESH	GUNTUR	AP07
4	ANDHRA PRADESH	NELLORE	AP11
5	ANDHRA PRADESH	TIRUPATI	AP16
6	ANDHRA PRADESH	VIJAYAWADA	AP17
7	ANDHRA PRADESH	VISAKHAPATNAM	AP18
8	ARUNACHAL PRADESH	ITANAGAR	AL01
9	ASSAM	DIBRUGARH	AM01
10	ASSAM	GUWAHATI	AM02
11	ASSAM	JORHAT	AM03
12	BIHAR	BHAGALPUR	BR02
13	BIHAR	CHHAPRA	BR11
14	BIHAR	DARBHANGA	BR04
15	BIHAR	GAYA	BR05
16	BIHAR	MUNGER	BR09
17	BIHAR	MUZAFFARPUR	BR06
18	BIHAR	PATNA	BR07
19	BIHAR	PURNIA	BR10
20	BIHAR	SAHARSA	BR08
21	CHANDIGARH/MOHALI	CHANDIGARH/MOHALI/PANCHKULA	CH01
22	CHHATTISGARH	BILASPUR(CH)	CG02
23	CHHATTISGARH	DURG / BHILAI	CG01
24	CHHATTISGARH	RAIPUR	CG03
25	DAMAN & DIU	DIU	DD01
26	DELHI	DELHI (NCR)	DL01
27	GOA	PANAJI	GO01
28	GUJARAT	AHMEDABAD/GANDHINAGAR	GJ01
29	GUJARAT	ANAND	GJ02
30	GUJARAT	RAJKOT	GJ10
31	GUJARAT	SURAT	GJ11
32	GUJARAT	VADODARA	GJ12
33	HARYANA	FARIDABAD	HR03
34	HARYANA	GURUGRAM	HR04
35	HARYANA	HISAR	HR05
36	HARYANA	KURUKSHETRA	HR07
37	HIMACHAL PRADESH	BILASPUR (HIMACHAL PRADESH)	HP01
38	HIMACHAL PRADESH	HAMIRPUR(HIMACHAL PRADESH)	HP03
39	HIMACHAL PRADESH	KANGRA	HP04
40	HIMACHAL PRADESH	SHIMLA	HP06
41	JAMMU & KASHMIR	JAMMU	JK02
42	JAMMU & KASHMIR	SRINAGAR (J&K)	JK04
43	JHARKHAND	DHANBAD	JH02
44	JHARKHAND	JAMSHEDPUR	JH03
45	JHARKHAND	RANCHI	JH04
46	KARNATAKA	BENGALURU	KK04
47	KARNATAKA	HUBBALLI	KK10
48	KARNATAKA	MANGALURU(MANGALORE)	KK12
49	KARNATAKA	MYSURU	KK14

S.NO.	STATE	CITY	CITYCODE
50	KERALA	ERNAKULAM	KL04
51	KERALA	KOZHIKODE/CALICUT	KL12
52	KERALA	MALAPPURAM	KL25
53	KERALA	THIRUVANANTHAPURAM	KL17
54	KERALA	THRISSUR	KL18
55	LADAKH	LEH	LL01
56	LAKSHWADEEP	KAVARATTI	LD01
57	MADHYA PRADESH	BHOPAL	MP03
58	MADHYA PRADESH	GWALIOR	MP06
59	MADHYA PRADESH	INDORE	MP07
60	MADHYA PRADESH	JABALPUR	MP08
61	MADHYA PRADESH	SAGAR	MP12
62	MAHARASHTRA	AMRAVATI	MR03
63	MAHARASHTRA	CHHATRAPATI SAMBHAJI NAGAR	MR04
64	MAHARASHTRA	JALGAON	MR13
65	MAHARASHTRA	KOLHAPUR	MR14
66	MAHARASHTRA	MUMBAI	MR16
67	MAHARASHTRA	NAGPUR	MR17
68	MAHARASHTRA	NANDED	MR18
69	MAHARASHTRA	NASHIK	MR19
70	MAHARASHTRA	PUNE	MR22
71	MANIPUR	IMPHAL	MN01
72	MEGHALAYA	SHILLONG	MG01
73	MIZORAM	AIZWAL	MZ01
74	NAGALAND	DIMAPUR	NL01
75	NAGALAND	KOHIMA	NL02
76	ODISHA	BALASORE	OR02
77	ODISHA	BERHAMPUR-GANJAM	OR03
78	ODISHA	BHUBANESHWAR	OR04
79	ODISHA	DHENKANAL	OR06
80	ODISHA	SAMBALPUR	OR09
81	PUDUCHERRY	PUDUCHERRY	PO01
82	PUNJAB	AMRITSAR	PB01
83	PUNJAB	JALANDHAR	PB04
84	PUNJAB	LUDHIANA	PB05
85	RAJASTHAN	AJMER	RJ01
86	RAJASTHAN	JAIPUR	RJ06
87	RAJASTHAN	JODHPUR	RJ07
88	RAJASTHAN	KOTA	RJ08
89	RAJASTHAN	SRIGANGANAGAR	RJ10
90	RAJASTHAN	UDAIPUR	RJ11
91	SIKKIM	GANGTOK	SM01
92	TAMIL NADU	CHENNAI	TN01
93	TAMIL NADU	COIMBATORE	TN02
94	TAMIL NADU	MADURAI	TN08
95	TAMIL NADU	SALEM	TN11
96	TAMIL NADU	TIRUCHIRAPALLI	TN14
97	TAMIL NADU	TIRUNELVELI	TN15
98	TELANGANA	HYDERABAD	TL01
99	TELANGANA	WARANGAL	TL07
100	TRIPURA	AGARTALA	TA01

S.NO.	STATE	CITY	CITYCODE
101	UTTAR PRADESH	AGRA	UP01
102	UTTAR PRADESH	ALIGARH	UP02
103	UTTAR PRADESH	BAREILLY	UP04
104	UTTAR PRADESH	GHAZIABAD	UP07
105	UTTAR PRADESH	GORAKHPUR	UP08
106	UTTAR PRADESH	JHANSI	UP10
107	UTTAR PRADESH	KANPUR	UP11
108	UTTAR PRADESH	LUCKNOW	UP12
109	UTTAR PRADESH	MEERUT	UP14
110	UTTAR PRADESH	MORADABAD	UP15
111	UTTAR PRADESH	NOIDA/GREATER NOIDA	UP09
112	UTTAR PRADESH	PRAYAGRAJ/ALLAHABAD	UP03
113	UTTAR PRADESH	VARANASI	UP18
114	UTTARAKHAND	DEHRADUN	UK01
115	UTTARAKHAND	HALDWANI	UK02
116	UTTARAKHAND	ROORKEE	UK06
117	WEST BENGAL	DURGAPUR	WB04
118	WEST BENGAL	KOLKATA	WB10
119	WEST BENGAL	MALDA	WB18
120	WEST BENGAL	SILIGURI	WB11

(Disclaimer: NTA has reserves the right to change the centre and city at any time, subject to availability.)

Computer Based Test (CBT)

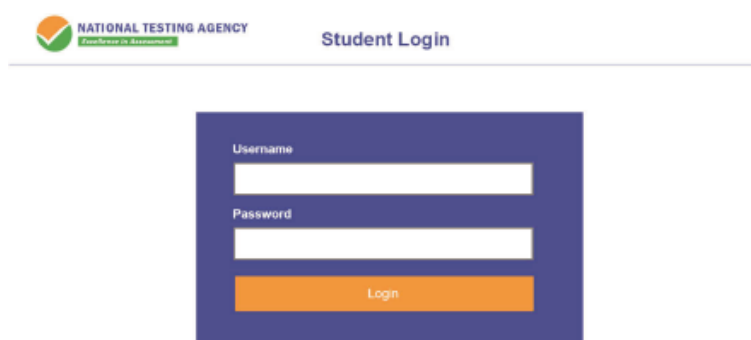
A CBT requires candidate to sit in front of a computer terminal (node) allocated to him/her by the Exam Centre against his/her Roll number and Admit card. After logging the candidate will get detailed instructions for the examination. At the designated time of start of examination, the candidate will be able to proceed and see the questions on the computer screen using the computer mouse. Candidate will have the option to change/modify/edit/ answers already entered any time during the examination.

Procedure for appearing in Computer Based Test (CBT):

(Sample/mock test will be available on NTA website: www.nta.ac.in for hands on practice)

- (a) A computer terminal (node) indicating roll number will be allocated to each candidate. The Candidate has to sit before his/her allocated computer only. Any candidate found to have changed room/hall or the computer on their own other than the one allotted would lead to cancellation of candidature and no plea in this regard would be entertained.
- (b) For log in, the candidate will have to enter **login-ID and password**. The computer terminal allotted to the candidate will display WELCOME login screen, Candidate's photograph and subject opted by the candidate.

Candidate Login Page



NATIONAL TESTING AGENCY
Ensuring Excellence

Student Login

Username

Password

Login

Candidate Welcome Screen



NATIONAL TESTING AGENCY
Ensuring Excellence








Welcome, Atul Singh

Proceed

- (c) After login, the candidate shall be able to see the detailed instructions for the examination. Candidate is advised to go through the instructions carefully regarding the type of questions and marking scheme. At the designated time of start of the examination, the candidate will be able to proceed and see the questions on the computer screen.

General Instruction Page Please read the Instructions carefully

General Instructions:

1. Total duration of Examination is 60minutes.
2. The clock will be set at the server. The countdown timer in the top right corner of screen will display the remaining time available for you to complete the examination. When the timer reaches zero, the Examination will end by itself. You will not be required to end or submit your examination.
3. The Questions Palette displayed on the right side of screen will show the status of each question using one of the following symbols:
 -  You have not visited the question yet.
 -  You have not answered the question.
 -  You have answered the question.
 -  You have NOT answered the question but have marked the question for review.
 -  The question(s) "Answered and Marked for Review" will be considered for evaluation.
4. You can click on the ">" arrow which appears to the left of question palette to collapse the question palette thereby maximizing the question window. To view the question palette again, you can click on "<" which appears on the right side of question window.
5. You can click on your "Profile" image on top right corner of your screen to change the language during the exam for entire question paper. On clicking of Profile image you will get a drop-down to change the question content to the desired language.
6. You can click on  to navigate to the bottom and  to navigate to top of the question are, without scrolling.

Navigating a Question:

7. To answer a question, do the following:
 - a. Click on the question number in the Question Palette at the right of your screen to go to that numbered question directly. Note that using this option does NOT save your answer to the current question.
 - b. Click on **Save & Next** to save your answer for the current question and then go to the next question.
 - c. Click on **Mark for Review & Next** to save your answer for the current question, mark it for review, and then go to the next question.

Answering a Question:

8. Procedure for answering a multiple-choice type question:
 - a. To select you answer, click on the button of one of the options.
 - b. To deselect your chosen answer, click on the button of the chosen option again or click on the **Clear Response** button
 - c. To change your chosen answer, click on the button of another option

- d. To save your answer, you MUST click on the Save & Next button.
 - e. To mark the question for review, click on the Mark for Review & Next button.
- 9. To change your answer to a question that has already been answered, first select that question for answering and then follow the procedure for answering that type of question.

Navigating through Sections:

10. Sections in this question paper are displayed on the top bar of the screen. Questions in a section can be viewed by click on the section name. The section you are currently viewing is highlighted.
11. After click the Save & Next button on the last question for a section, you will automatically be taken to the first question of the next section.
12. You can shuffle between sections and questions anything during the Examination as per your convenience only during the time stipulated.
13. Candidate can view the corresponding section summery as part of the legend that appears in every section above the question palette.

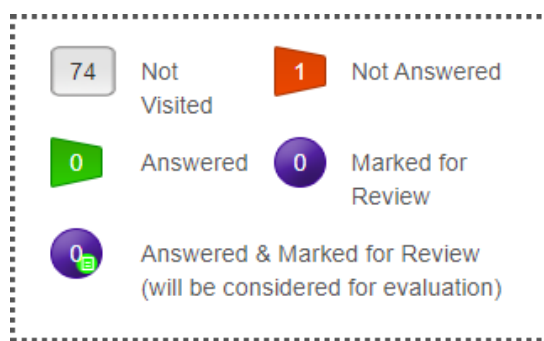
The keyboard attached to the computer, if any, will be disabled during the entire duration of the examination. Depending on the type of question, the answers to questions can either be entered by clicking on the virtual on-screen keyboard (numeric or otherwise) using the computer mouse or by clicking the chosen option(s) using the computer mouse. Candidates will have the option to change/modify answers already entered anytime during the entire duration of the examination.

In case the computer/mouse allotted to any candidate malfunctions anytime during the test, he/she will be immediately allotted another computer system and the time lost due to this will be adjusted in the server so as to give the candidate the full allotted time.

The on-screen computer clock counter of every candidate will be set at the server. The countdown timer in the top right side of computer screen will display the time remaining (in minutes) available for the candidate to complete the examination. When the timer reaches zero, the Examination will end by itself. Candidate will not be required to end or submit the examination.

The screenshot displays the examination interface. At the top, a header bar shows the candidate's information: Candidate Name: [Your Name], Exam Name: UGC-NET, Subject Name: English-Paper 2-Dec-2019, and Remaining Time: 01:59:39. A dropdown menu for 'English' is also visible. Below the header, the main area is divided into three sections. The left section, titled 'Question 1:', contains a question: 'Which of the following combinations best describes the typical methodology of literary research?' with four options: (1) Direct, empirical and quantitative; (2) Phenomenological, speculative and abstract; (3) Textual, critical and historical; (4) Synoptic, conceptual and speculative. Below the options are four radio buttons labeled 1), 2), 3), and 4). The middle section contains a legend with four categories: 'Not Visited' (99), 'Not Answered' (1), 'Answered' (0), and 'Marked for Review' (0). Below the legend is a numeric keypad with buttons for digits 01 through 55. The right section contains a grid of buttons for 'SAVE & NEXT', 'CLEAR', 'SAVE & MARK FOR REVIEW', 'MARK FOR REVIEW & NEXT', and a 'SUBMIT' button. At the bottom, there are navigation buttons: '<< BACK', 'NEXT >>', and a 'SUBMIT' button.

(d) The Question Palette displayed on the right side of screen will show the status of



each question using one of the following symbols:

The question(s) “Answered and Marked for Review” status for a question indicates that candidate would like to have a relook at that question again. A candidate has the option of answering a question and simultaneously “Marked for Review”, these answers will be considered for evaluation. However, if a candidate has simply put “Marked for Review” for a question without answering it, the corresponding question marked for review without an answer will not be considered for evaluation. It may be noted that a candidate can return to any “Marked for Review” question any time during the Examination by clicking on the corresponding question number icon displayed on the Question Palette of the corresponding section.

- (e) Candidate can click on the “>” arrow which appears to the left of question palette to collapse the question palette thereby maximizing the question viewing window. To view the question palette again, candidate can click on “<” which appears on the right side of question window.
- (f) Candidate can click on to navigate to the bottom and to navigate to the top of the question area, without scrolling. Using the computer mouse the candidate can scroll up and down the question viewing area for viewing the entire question.
- (g) The full paper can be viewed by clicking the “Question Paper” icon on the top right corner of the screen.
- (h) Blank Sheets for doing rough work/calculations shall be provided to the candidates. The Blank Sheets would have a Header page for the candidates to write down his/her Name and Roll Number. All calculations/writing work are to be done only in the Blank Sheets provided at the centre in the Examination Room/Hall and on completion of the test candidates must hand over the rough sheets to the invigilator on duty in the Room/Hall.
- (i) **Navigating a Question to navigate between questions within a Paper, candidate needs to do the following:**
 - (a) Click on the question number in the Question Palette at the right of the screen to go to that numbered question directly. Note that using this option does NOT save the answer to the currently displayed question.
 - (b) Click on “Save & Next” to save the answer of any question. Clicking on “Save & Next” will save the answer for the current question and the next

question will be displayed on the candidate's computer screen.

- (c) Click on "Mark for Review & Next" to mark a question for review (without answering it) and proceed to the next question.



(j) Answering a Question

To navigate between questions within a Paper, candidate needs to do the following:

(i) Procedure for answering a multiple-choice type question:

- To select the option(s), click on the corresponding button(s) of the option(s).
- To deselect the chosen answer, click on the button of the chosen option again or click on the “Clear Response” button.
- To save the answer, the candidate MUST click on the “Save & Next” button.
- To mark the question for review (without answering it), click on the “Mark for Review & Next” button.

(k) Navigating through sections:

- Sections in the question paper are displayed on the top bar of the screen. Questions in a section can be viewed by clicking on the section name. The section in which candidate is currently viewing will be highlighted.
- After clicking the “Save & Next” button on the last question for a section, candidate will automatically be taken to the first question of the next section.
- Candidate can shuffle between sections and questions within sections any time during the Examination as per the convenience only during the time stipulated.
- Candidate can view the corresponding section summary as part of the legend that appears in every section above the question palette.

Candidate Name : [Your Name]
Exam Name : UGC-NET
Subject Name : English-Paper 2-Dec-2019
Remaining Time : 01:39:39

English

Question

Question 1:

Which of the following combinations best describes the typical methodology of literary research?

(1) Direct, empirical and quantitative
(2) Phenomenological, speculative and abstract
(3) Textual, critical and historical
(4) Synoptic, conceptual and speculative

☐ 1) ☐ 2) ☐ 3) ☐ 4)

Navigation

99

Not Visited

1

Not Answered

0

Answered

0

Marked for Review

0

Answered & Marked for Review (will be considered for evaluation)

01

02

03

04

05

06

07

08

09

10

11

12

13

14

15

16

17

18

19

20

21

22

23

24

25

26

27

28

29

30

31

32

33

34

35

36

37

38

39

40

41

42

43

44

45

46

47

48

49

50

51

52

53

54

55

Question

- (I) Procedure for answering questions that require inputs from on-screen virtual keyboard (numeric or otherwise):

- (a) Candidate will have to use the on-screen virtual keyboard (that would be displayed just below the question statement of these types of questions) and the attached computer mouse to enter his/her answer in the space provided for answer.

On Screen Virtual Keyboard

The screenshot displays the UGC-NET exam interface. At the top, a header bar shows the candidate's name as [Your Name], Exam Name as UGC-NET, Subject Name as English-Paper 2-Dec-2019, and Remaining Time as 01:59:39. A language dropdown menu is set to English. Below the header, the main area is divided into three sections. The left section, titled 'Question 1:', contains a question: 'Which of the following combinations best describes the typical methodology of literary research?' with four options: (1) Direct, empirical and quantitative; (2) Phenomenological, speculative and abstract; (3) Textual, critical and historical; (4) Synoptic, conceptual and speculative. Below the options are four radio buttons labeled 1), 2), 3), and 4). The middle section contains four buttons: 'SAVE & NEXT', 'CLEAR', 'SAVE & MARK FOR REVIEW', and 'MARK FOR REVIEW & NEXT'. At the bottom of this section are '<< BACK' and 'NEXT >>' buttons, and a green 'SUBMIT' button. The right section is a 'Question Palette' showing a grid of question numbers from 01 to 55. The status of each question is indicated by a colored circle: 01 is red (Not Answered), 02-07 are grey (Not Visited), 08-15 are green (Answered), 16-23 are purple (Marked for Review), and 24-55 are blue (Answered & Marked for Review). A legend on the right explains these statuses.

- (b) The answer can be changed, if required, anytime during the test. To save the answer, the candidate MUST click on the “Save & Next” button.
- (c) To mark the question for review (without answering it), click on the “Mark for Review & Next” button.

Candidate will have the option to change previously saved answer of any question, anytime during the entire duration of the test. To change the answer to a question that has already been answered, first select the corresponding question from the Question Palette, then click on “Clear Response” to clear the previously entered answer and subsequently follow the procedure for answering that type of question.

(m) ROUGH WORK:

All calculations/writing work are to be done only in the rough sheet provided at the Centre in the Examination Room/Hall and on completion of the test candidates must hand over the rough sheets to the invigilator on duty in the Room/Hall.


Replica of Application Form



Ministry of Education
Government of India

National Council for Hotel Management Joint Entrance Examination

NCHMJEE 2026



राष्ट्रीय परीक्षा एजेंसी
National Testing Agency

Country & Residence

Home

Change Password

Login

Name: SHIVAM DURGA

Application No : 260610000015

Filled Registration Form

प्रोफाइल विवरण (Personal Details)

Application No

260610000015

अभ्यर्थी का नाम (Candidate Name)

SHIVAM DURGA

अभ्यर्थी की जन्म तिथि (Candidate Date of Birth)

09-07-1996

लिंग (Gender)

Male

पिता / अभिभावक का नाम (Father / Guardian Name)

ALEXH DURGA

माता/अभिभावक का नाम (Mother/Guardian Name)

PADAM DURGA

वर्तमान पता (Present Address)

घर संख्या / नाम (Premises No. / Name)

S/O ALEXH DURGA

उप-स्थानीयता (Sub-Locality)

KARLAGAON

स्थानीयता (Locality)

BADCHERGAON

देश (Country)

India

राज्य (State)

ODISHA

ज़िला (District)

KALAHANDI

पिन कोड (Pin Code)

766011

ईमेल पता (Email Address)

gpa*****@gmail.com

मोबाइल नंबर (Mobile Number)

91 - 704****994

वैकल्पिक संपर्क सूत्र (Alternate Contact No.) (Optional)

NA

Permanent Address

घर संख्या / नाम (Premises No. / Name)

S/O ALEXH DURGA

उप-स्थानीयता (Sub-Locality)

KARLAGAON

स्थानीयता (Locality)

BADCHERGAON

देश (Country)

India

राज्य (State)

ODISHA


ज़िला (District)

KALAHANDI

पिन कोड (Pin Code)

766011


Home



Ministry of Education
Government of India

National Council for Hotel Management Joint Entrance Examination

NCHMJEE 2026



राष्ट्रीय परीक्षा एजेंसी
National Testing Agency

Country & Residence

Home

Change Password

Login

Name: SHIVAM DURGA

Application No : 260610000015

Filled Application Form

प्रोफाइल विवरण (Personal Details)

अभ्यर्थी का नाम (Candidate Name)

SHIVAM DURGA

अभ्यर्थी की जन्म तिथि (Candidate Date of Birth)

09-07-1996

लिंग (Gender)

Male

पिता / अभिभावक का नाम (Father / Guardian Name)

ALEXH DURGA

माता/अभिभावक का नाम (Mother/Guardian Name)

PADAM DURGA

निवास का राज्य (State of Residence)

ODISHA

श्रेणी (Category)

General

उप-श्रेणी (Sub-Category)

Not Applicable

क्या आपको मधुमेह है (Are You Diabetic)?

No

क्या आप कश्मीरी प्रवासी हैं (Are you a Kashmiri Migrant)?

No

वार्षिक परिवारिक आय (Annual Family Income)

RS 300001 -400000

राष्ट्रियता (Nationality)

Indian

क्या अंग्रेजी कक्षा 12वीं में अनिवार्य विषयों में से एक है (Whether English is one of the compulsory Subject in Class 12th)?

Yes

पड़पान सत्यापित (Identity Verified)

Aadhaar : xxxxxxxx5597 / As per Aadhaar (Name: SHIVAM KUMAR, District : Kalahandi, State : Odisha)

अपना आईडी (AFAAR ID)

No

विकलांगता विवरण (Disability Details)

क्या आप PwD/PwBD उम्मीदवार हैं? (Are you PwD/PwBD Candidate?)

No

के लिए आवेदन (Apply For)

परीक्षा के लिए चयन करें (Select for Exam)

NCHMJEE

पिता / अभिभावक का व्यवसाय (Father / Guardian Occupation)

OTHERS

पिता / अभिभावक की योग्यता (Father / Guardian Qualification)

OTHERS

माता / अभिभावक का व्यवसाय (Mother / Guardian Occupation)

OTHERS (INCLUDING HOUSE WIFE)

माता / अभिभावक की योग्यता (Mother / Guardian Qualification)

OTHERS

प्रश्न पत्र का माध्यम (Question Paper Medium)

English

परीक्षा राज्य / शहर - पहली चयन (Exam State / City-1st choice)

BHUBANESWAR (ODISHA)

परीक्षा राज्य / शहर - दूसरी चयन (Exam State / City-2nd choice)

DELHI (DELHI (NCT))

परीक्षा राज्य / शहर - तीसरी चयन (Exam State / City-3rd choice)

RAIPUR (CHHATTISGARH)

परीक्षा राज्य / शहर - चौथी चयन (Exam State / City-4th choice)

GURUGRAM (HARYANA)

10th or equivalent (details as per Class 10th board marksheet) Qualification Details

उत्तीर्ण की स्थिति (Pass Status):

Passed

योग्यता परीक्षा (Qualifying Exam):

10th or Equivalent

परिणाम मोड (Result Mode):

CGPA

CGPA Obtained :

6

नामांकन संख्या / रोल नंबर (Enrollment No / Roll No):

456455

स्कूल / कॉलेज का पिनकोड (School/Collage Address PIN Code):

110020

उत्तीर्ण / हमिलिट होने का वर्ष (Year of Passing/Appearing):

2013

परीक्षा बोर्ड का नाम (Name of Examination Board):

CENTRAL BOARD OF SECONDARY EDUCATION

Maximum Grade Point :

6

CGPA :

10

स्कूल / कॉलेज का नाम और पता (School/Collage Name & Address):

Sarvodaya Vidhyalaya

12th or equivalent (details as per Class 12th board marksheet) Qualification Details

उत्तीर्ण की स्थिति (Pass Status):

Passed

योग्यता परीक्षा (Qualifying Exam):

Class 12th or equivalent

परिणाम मोड (Result Mode):

Percentage

Total Marks :

700

नामांकन संख्या / रोल नंबर (Enrollment No / Roll No):

4545405

स्कूल / कॉलेज का पिनकोड (School/Collage Address PIN Code):

110020

उत्तीर्ण / हमिलिट होने का वर्ष (Year of Passing/Appearing):

2015

परीक्षा बोर्ड का नाम (Name of Examination Board):

CENTRAL BOARD OF SECONDARY EDUCATION

Obtained Marks :

570

Marks(%) :

81.43

स्कूल / कॉलेज का नाम और पता (School/Collage Name & Address):

Sarvodaya Vidhyalaya

49 | Page

Institute Preference

Institute Preference	Institute Name
1	IHM Bengaluru
2	IHM Bhuvanewar
7	IHM Chennai
8	IHM Chennai (Trinapalli Campus)
6	IHM Gandhi Nagar
16	IHM Hyderabad
9	IHM Shimla
5	IHM Thiruvananthapuram
3	CIHM Chandigarh
10	SIHM Jodhpur
15	SIHM Kozhikode
13	SIHM Bathinda
4	SIHM Indore
14	SIHM Solapur
11	SIHM Dimapur
12	SRM Institute of Hotel Management Kanchipuram
17	Munnar Catering College, Kerala
18	Kulranga Institute of Hotel Management, Dehradun
19	Subhash Bose Institute of Hotel Management, Kolkata
20	MHM Sirohodurg, Maharashtra



वर्तमान पता (Present Address)

प्रीमिस संख्या / नाम (Premises No. / Name)	S/O ALKEH DURGA
उप-स्थानीयता (Sub-Locality)	KARLAGAON
स्थानीयता (Locality)	BADCHERGAON
देश (Country)	India
राज्य (State)	ODISHA
ज़िला (District)	KALAHANDI
पिन कोड (Pin Code)	766011
ईमेल पता (Email Address)	shy*****@gmail.com
मोबाइल नंबर (Mobile Number)	91 - 704****994
वैकल्पिक संपर्क नंबर (Alternate Contact No.) (Optional)	NA


Permanent Address

प्रीमिस संख्या / नाम (Premises No. / Name)	S/O ALKEH DURGA
उप-स्थानीयता (Sub-Locality)	KARLAGAON
स्थानीयता (Locality)	BADCHERGAON
देश (Country)	India
राज्य (State)	ODISHA
ज़िला (District)	KALAHANDI
पिन कोड (Pin Code)	766011

Upload Scanned Files

Sr.No	Document	Display
1	फोटोग्राफ (बिना मास्क के 80% चेहरे के साथ) (Photograph (with 80% face without mask))	
2	हस्ताक्षर (Signature)	

Captured Photograph

Captured Photograph	
---------------------	--

Activities

<input checked="" type="radio"/> Registration Form
<input checked="" type="radio"/> View Application Form
<input type="radio"/> Fee Payment

Verify Mobile No. & Email Id

<input checked="" type="radio"/> Mobile No. - Verified
<input checked="" type="radio"/> Email Id - Verified

Current Status

Registration Form	<input checked="" type="radio"/> Completed
Mobile Number Verification	<input checked="" type="radio"/> Completed
Complete Application Form	<input checked="" type="radio"/> Completed
Email Id Verification	<input checked="" type="radio"/> Completed
Fee Payment	<input type="radio"/> Pending

You have submitted application form for National Council for Hotel Management Joint Entrance Examination.
Your application will be considered complete only after successful payment of application fee.
You are required to pay the fee Rs. 1000/-.

Application Number : 260610000015

[Pay Examination Fee Rs. 1000/-](#)

Mode of Payment

Activity : Examination Fee Payment

Select Mode of Payment

☐ Online Payment

Proceed for payment

Note: The fee must be paid using the payment modes available on the bank portal.

National Council for Hotel Management Joint Entrance
Examination
NCHM-JEE 2026

This Payment Request will be expired within : 05:53 minute

User Details

Candidate Name	SHIVAM DURGA	Fee Amount	1000/-
Application Number	260610000015	Customer Id	26061000001501251225144817
Date of Birth	09-07-1996		

Examination Fee Collection

Select Payment Provider : ☐ SBI MOPS (Net Banking/Credit Card/Debit Card)
☐ Canara Bank

Proceed for payment

Click here to [Cancel](#) this Transaction.



Help Line No.

011-40759000
011-69227700



nchm@nta.ac.in



www.nta.ac.in

INFORMATION BULLETIN



राष्ट्रीय परीक्षा एजेंसी
National Testing Agency

Excellence in Assessment

(An autonomous organization under the Department of Higher Education, Ministry of Education, Government of India)

Address for Correspondence
First floor, NSIC-MDBP Building,
Okhla Industrial Estate, New Delhi - 110020

Help Line: For Technical Support, Contact following:
During working days between 09:00 AM to 06:00 PM.