




राष्ट्रीय परीक्षा एजेंसी  
**National Testing Agency**

Excellence in Assessment



Department of Social Justice & Empowerment  
Ministry of Social Justice & Empowerment  
Government of India

# SHRESHTA (Residential Education for Students in High Schools in Targeted Areas)- 2026



**INFORMATION BULLETIN**

**SHRESHTA (NETS)-2026**

## INDEX

CONTENT		PAGE NO.
<b>IMPORTANT INFORMATION AT A GLANCE</b>		
<b>CHAPTER-1</b>	<b>INTRODUCTION</b>	<b>2</b>
	About National Testing Agency (NTA)	<b>2</b>
	About Ministry of Social Justice and Empowerment	<b>2</b>
	About SHRESHTA (NETS)	<b>3</b>
<b>CHAPTER-2</b>	<b>IMPORTANT INFORMATION AT A GLANCE</b>	<b>4</b>
<b>CHAPTER-3</b>	<b>PROCEDURE FOR FILLING THE ONLINE APPLICATION FORM</b>	<b>5</b>
<b>1</b>	<b>CHECK LIST OF DOCUMENTS TO BE ATTACHED</b>	<b>8</b>
<b>CHAPTER-4</b>	<b>ELIGIBILITY AND QUALIFICATIONS</b>	<b>9</b>
<b>CHAPTER-5</b>	<b>EXAMINATION SCHEME</b>	<b>10</b>
<b>1</b>	Mode of Examination	<b>10</b>
<b>2</b>	Pattern of Examination for admission in Class IX and XI	<b>10</b>
<b>3</b>	Medium of Question Paper	<b>10</b>
	Syllabus for Class IX	<b>11</b>
	Syllabus for class XI	<b>15</b>
<b>CHAPTER 6</b>	<b>GENERAL INFORMATION AND CONDITIONS</b>	<b>19</b>
	Legal Jurisdiction	<b>22</b>
	Retention Policy	<b>22</b>
<b>CHAPTER-7</b>	<b>CHOICE OF CITIES</b>	<b>23</b>
<b>CHAPTER-8</b>	<b>BARRED ITEMS</b>	<b>24</b>
<b>CHAPTER 9</b>	<b>INFORMATION FOR CANDIDATES/PARENTS/GUARDIANS</b>	<b>25</b>
<b>CHAPTER-10</b>	<b>ADMIT CARD</b>	<b>26</b>
<b>CHAPTER-11</b>	<b>USE OF UNFAIR MEANS/ MALPRACTICE</b>	<b>27</b>
<b>CHAPTER-12</b>	<b>SHRESHTA (NETS) NTA SCORE</b>	<b>29</b>
<b>CHAPTER-13</b>	<b>ADMISSION</b>	<b>30</b>
<b>CHAPTER-14</b>	<b>List of EXAM CITIES: SHRESHTA (NETS)-2026</b>	<b>31</b>
<b>CHAPTER-15</b>	<b>REPLICA OF THE APPLICATION FORM</b>	<b>35</b>

## **CHAPTER-1**

### **INTRODUCTION**

#### **ABOUT NATIONAL TESTING AGENCY (NTA).**

The Ministry of Education (MOE), Government of India (GOI) has established National Testing Agency (NTA) as an independent autonomous and self-sustained premier examining organization under the Societies Registration Act, 1860 for conducting efficient, transparent and international standards exams in order to assess the competency of candidates for admissions to premier higher educational institutions.

The objectives of NTA, inter-alia, include: -

- (a) To conduct efficient, transparent and international standard exams in order to assess the competency of candidates for admission.
- (b) To undertake research on educational, professional and examining system to identify gaps in the knowledge systems and take steps for bridging them.
- (c) To produce and disseminate information and research on education and professional development standards.

#### **ABOUT MINISTRY OF SOCIAL JUSTICE AND EMPOWERMENT**

In the year 1985-86, the erstwhile Ministry of Welfare was bifurcated into the Department of Women and Child Development and the Department of Welfare. Simultaneously, the Scheduled Castes Development Division, Tribal Development Division and the Minorities and Backward Classes Welfare Division were moved from the Ministry of Home Affairs and also the Wakf Division from the Ministry of Law to form the then Ministry of Welfare.

Subsequently, the name of the Ministry was changed to the Ministry of Social Justice & Empowerment in May, 1998.

The Department of Social Justice and Empowerment (Samajik Nyaya and Adhikarita Vibhag) had created under the Ministry of Social Justice & Empowerment vide notification dated 12.5.2012.

The Department of Social Justice and Empowerment under Ministry of Social Justice and Empowerment Government of India has entrusted the responsibility of conducting the SHRESHTA (NETS) Entrance Examination to NTA.

## ABOUT SHRESHTA (NETS)

The Government has approved a Scheme named SHRESHTA (Residential Education for Students in High Schools in Targeted Areas) for the purpose of providing seats for the meritorious SC boys and girls in the best private residential schools in the country. Every year, it is expected that about (3000) students would be selected for admission in Class 9 and Class 11 under the scheme.

The SHRESHTA (NETS) 2026 will be conducted for admissions in classes 9<sup>th</sup> and 11<sup>th</sup> only for SC candidates whose parental annual income is upto Rs. 2.5 lacs.

The objective of the Scheme for Residential Education for Students in High Schools in Targeted Areas (SHRESHTA) is as follows:

- To enhance the reach of the development initiative of the government.
- To fill the gap in service-deprived Scheduled Castes (SCs) dominant areas in the sector of education by collaborating with voluntary organizations.
- To provide an environment for socio-economic upliftment and overall development of the Scheduled Castes (SCs).
- To provide access to high-quality education to bright Scheduled Caste (SC) students so that they can secure future opportunities.



## CHAPTER-2

### IMPORTANT INFORMATION AT A GLANCE (Please refer to Information Bulletin for details)

#### Important Dates:

EVENTS	DATES
<b>SHRESHTA (NETS) 2026</b>	
Online Submission of Application Form	<b>10<sup>th</sup> October 2025 to 30<sup>th</sup> October 2025 (Upto 05:00 PM)</b>
Correction Window	<b>01<sup>st</sup> November 2025 to 02<sup>nd</sup> November 2025</b>
Downloading of Admit Cards from NTA website	<b>To be announced later on the website</b>
Date of Examination	<b>In the Month of December, 2025</b>
Timing of Examination	<b>02.00 PM to 05.00 PM (3 Hours Paper)</b>
Duration of Examination	<b>03 Hours (180 minutes)</b>
Declaration of Result	<b>Within 04 to 06 weeks after exam</b>
Website	<a href="https://exams.nta.nic.in/shreshta/">https://exams.nta.nic.in/shreshta/</a> , <a href="https://www.nta.ac.in/">https://www.nta.ac.in/</a> .

*“Candidates are requested to fill in the Application Form carefully. No corrections will be permitted once the correction period is over.”*

**Note: Multiple Application Forms submitted by a candidate will not be accepted at any cost.**

1. The Confirmation Page of the online Application Form will be generated only after successful filling of the application.
2. Candidates must read carefully the Instructions (including how to fill up the Application Form online) given in the Information Bulletin available on the NTA Website. Candidates not complying with the instructions shall be summarily disqualified.
3. **There is no Fee for online registration in the SHRESHTA (NETS) -2026.**
4. Candidates can apply for **SHRESHTA (NETS) 2026 through the “Online” mode only.** The Application Form **in any other mode will not be accepted.**
5. Submission of Application Form could be made by the candidate online through the NTA website: <https://exams.nta.nic.in/shreshta/>, <https://www.nta.ac.in/>.
6. Download Information Bulletin. Read these carefully to ensure your eligibility.

## **CHAPTER-3**

### **PROCEDURE FOR FILLING THE ONLINE APPLICATION FORM:**

#### **Important Points.**

1. It is advised to go through the website of the SHRESHTA (NETS) and understand their Admission Policy/Procedure clearly.
2. Admission of boys/girls under SHRESHTA Scheme is as per the admission policy of the MoSJ&E.
3. It is strongly advised to read the Information Bulletin carefully and check and ensure your eligibility for the examination and admission. Neither NTA nor MoSJ&E will be responsible for any error committed by the candidates in selection of Class/State/Domicile/filling of incorrect particulars etc. and possible loss of opportunity to join the Schools under SHRESHTA Scheme.
4. Candidates must follow the instructions strictly as given in the Information Bulletin and on NTA website <https://exams.nta.nic.in/shreshta/>. Candidates not complying with the instructions shall be summarily disqualified.
5. It is advised to be in touch with the Website of NTA and SHRESHTA (NETS) for latest updates.

#### **Step 1: Registration Form:**

Register for the Online Application Form and note down the system-generated Application Number. The candidate should supply the required details while filling the Online Application Form and is also required to create PASSWORD and choose Security Question and enter his/her Answer. After successful submission of the personal details, an Application number will be generated and it will be used to complete the remaining Steps of the Application Form and will also be required for all future reference/correspondence.

#### **Step 2: Application Form:**

The Candidates can log in with the system-generated Application Number and pre-created Password for completing the Application Form including filling up of personal details, applying for the Class, choosing the Examination Cities, providing the details of Educational Qualifications.

#### **Step 3: Upload Scanned Images of following:**

Upload the scanned photograph and signature in the prescribed format and size:

- i. **The recent photograph should be either in colour or black & white with 80% face (without mask) visible including ears against a white background.**
- ii. Scanned photograph should be in JPG/JPEG format (clearly legible) and size should be between **10 kb to 200 kb.**
- iii. Scanned signature should be in JPG/JPEG format (clearly legible) and size should be between **10 kb to 50 kb.**
- iv. Scanned Category Certificate/Undertaking should be in PDF format (clearly legible) and size should be between **50 kb to 300 kb.**
- v. Scanned Income Certificate should be in PDF format (clearly legible) and size should be between **50 kb to 300 kb.**
- vi. Candidate's left-hand thumb impression should be in JPG/JPEG format (clearly legible) and size should be between **10 kb to 50 kb.**



[**Note:** The Candidate has to upload only his/her own photograph and signature as mentioned above (and not of anybody else) in a correct/proper manner, ***as the facility for correction will not be given after the mentioned correction period.*** In case, it is found at any time in the future that the Candidate has used/uploaded the photograph and signature of someone else in his/her Application Form/Admit Card, or ***he/she has tampered his/her Admit Card/Result/Scorecard, these acts of the candidate shall be treated as Unfair Means (UFM) Practices and he/she shall be proceeded with the actions as contemplated under the provisions of the Information Bulletin relating to Unfair Means Practices.***]

***Please check your photograph and signature before submission of the Application Form. In case the photograph or signature is blurred or not visible to identify the identity of the candidate then, the application will be rejected and no option for correction or revision will be permitted.***

- ❖ Download, save and print a copy of the Confirmation Page of the Application Form (which would be downloadable after completion of the application for future reference).
  - ❖ All Steps can be done together or at separate timings.
6. Candidates shall ensure that the information entered by them in their respective online Application Form is correct.
  7. ***All candidates must ensure that they have provided the correct e-mail address and mobile number.***
  8. Information provided by the candidates in their respective online Application Forms, like, the name of the candidate, contact details, address details, educational qualification details, date of birth, choice of exam cities, etc. will be treated as final. **Any request for change in such particulars will not be considered by NTA under any circumstances.**
  9. *NTA does not edit/modify/alter any information entered by the candidates after completion of the application process under any circumstances. Any request for change in information thereafter will not be entertained. Therefore, candidates are advised to exercise utmost caution before filling up the correct details in the Application Form.*
  10. *NTA disclaims any liability that may arise to a candidate(s) due to incorrect information provided by him/her in his/her online Application Form.*
  11. Candidates must ensure that their email address (Optional) and mobile number to be registered in their online Application Form are their own, as relevant/important information/communication will be sent by NTA through e-mail on the registered mail address and/or through SMS on the registered mobile number only. NTA shall not be responsible for any non-communication / miscommunication with a candidate in the email address or mobile number given by him/her other than his/her own.

***Candidates are advised to visit the NTA Website and check their e-mails regularly for the latest updates.***

12. Candidates shall appear at their own cost at the Examination Centre on the date, shift, and time indicated on their Admit Cards issued by the NTA in due course through its Website.

**Note:**

- i. *The final submission of the Online Application Form will remain incomplete if all the steps are not complete. Such forms will stand rejected and no correspondence on this account will be entertained.*
- ii. *The entire application process for **SHRESHTA (NETS) – 2026** is online, including uploading of photograph and signature and printing of Confirmation Page, Admit Card, etc. **Therefore, candidates are not required to send/submit any document(s) including Confirmation Page to NTA through Post/ Fax/WhatsApp/Email/by Hand.***
- iii. *Usage of Data and Information: NTA/Government of India can use the data provided by the End Users (test taker in this case) for the internal purpose(s) including training, research and development, analysis, and other permissible purposes (s). However, this information is not for use by any third party or private agency for any other use.*
- iv. *Candidates are advised to fill only one Application Form and to take utmost care while filling out the mobile number and e-mail address (Optional). Candidates are also advised to use the mobile number and email address (Optional) that are accessible to them such as of their parent/ guardian.*

**Note:**

1. All Candidates shall ensure that the information (like his/her name, mother's name, father's name, gender, date of birth, mobile number, e-mail address (Optional), photograph and signature, choice of cities for exam Centre, etc.) provided by them in their online Application Form is correct and of their own. **Candidates are advised to exercise the utmost care in filling up correct details in the Online Application Form. Any request for change in the particulars and uploaded scanned images at any stage will not be considered by NTA once the correction period is over under any circumstances. NTA will not entertain the corrections sent by the candidate through Post/Fax/WhatsApp/E-mail/by Hand.**
2. In case it is found at any time in the future that the Candidate has used/uploaded the photograph and signature of someone else in his/ her Application Form/Admit Card or he/she has tampered with his/her Admit Card/result, it would be treated as Unfair Means (UFM) Practices on his/her part and the actions will be taken under the provisions of Unfair Means Practices, as detailed in the Information Bulletin.



## **1. CHECK LIST OF DOCUMENTS TO BE ATTACHED**

- (i) Please check that all the desired documents have been uploaded while filling up the Application Form Online. It is advised to go through the instructions given in Chapter-3 carefully:
- (a) The size of the scanned photograph should be between **10 kb to 200 kb** (clearly legible) in JPG/ JPEG Format.
  - (b) The size of the scanned signature should be between **10 kb to 50 kb** (clearly legible) in JPG/ JPEG Format.
  - (c) The size of the scanned Category Certificate/Undertaking should be between **50 kb to 300 kb** (clearly legible) in PDF Format.
  - (d) The size of the Income certificate should be between **50 kb to 300 kb** (clearly legible) in PDF Format.
  - (e) The size of the left-hand thumb impression should be between **10 kb to 50 kb** (clearly legible) in JPG/ JPEG Format.

### **Notes:**

- The requisite documents (including original) and candidature will be verified at various stages of the exam process against the details provided by the candidates during the online registration/application. The candidature is liable to be rejected if the candidate fails to produce the requisite documents or if the candidate is not able to furnish the requisite documents which corroborates with the details given in the online application form.
- Candidates are advised to maintain secrecy regarding their application number and password so as to prevent change of profile or data filled by them by other unauthorized persons.

## **CHAPTER-4**

### **ELIGIBILITY AND QUALIFICATIONS**

Admission under SHRESHTA Scheme is strictly merit based as per the policy of MoSJ&E. The Eligibility for admission in Class IX and XI under the Scheme is as under:

1. Student belonging to scheduled castes, studying in class 8<sup>th</sup> and 10<sup>th</sup> in the current academic year (2025-26).
2. Parent's annual income is upto Rs. 2.5 lacs.
3. Candidate opting for class IX should be born between 01-04-2010 to 31-03-2014 (i.e. 16 to 12 years of age as on 31.03.2026)
4. Candidate opting for class XI should be born between 01-04-2008 to 31-03-2012 (i.e. 18 to 14 years of age as on 31.03.2026)

## **CHAPTER-5**

### **EXAMINATION SCHEME**

#### **1. Mode of Examination**

SHRESHTA (NETS) 2026 will be conducted in pen and paper mode (offline).

The SHRESHTA (NETS) – 2026 (NETS) Exam is conducted for admission in best private residential schools in the country under Residential Education for students in High Schools in targeted areas for Class IX and XI.

The Exam comprises of one paper having four sections, i.e. Mathematics, Science, Social Science and General Awareness/Knowledge.

The paper will be based on NCERT syllabus of class VIII for admission in class IX and class X syllabus for admission in class XI.

#### **2. Pattern of Examination for admission in Class IX and XI**

<b>Subject wise distribution of Questions, Total Number of Questions and Marks</b>	<b>Subject</b>	<b>No. of Questions</b>
	Mathematics	30
	Science	20
	Social Science	25
	General Awareness/Knowledge	25

<b>Marking Scheme for MCQs</b>	Correct Answer or the Most Appropriate Answer	Four marks (+4)
	Incorrect Answer	No mark (0)
	Unanswered *There is no negative marking	

<b>Method of resolving ties</b>	1. Older in Age	
	2. Application Number in ascending order	

#### **3. Medium of Question Paper: The medium of the Question Paper will be Hindi and English for Class IX and XI both.**

*Note: In case of any ambiguity in translation of any question, English version shall be treated as final.*

#### **4. Syllabus of Examination**

- NCERT Syllabus of Class 8<sup>th</sup> for admission in class 9<sup>th</sup> and NCERT Syllabus of Class 10<sup>th</sup> for admission in class 11<sup>th</sup>.
- The Syllabus/Topics dealt till Class VIII will be covered for admission in Class IX.
- The Syllabus/Topics dealt till Class X will be covered for admission in Class XI.
- The Syllabus is as prescribed by the MoSJ&E. The SHRESHTA Entrance Examination is designed to assess the candidate's academic aptitude and suitability for admission in Class IX and XI. The syllabus is aligned with the learning standards of Classes VIII and X and the broader topics are detailed as under: -

**BROADER TOPICS COVERED FOR ADMISSION IN CLASS IX: MATHEMATICS**

**Total Question-30**

**Max Marks-120**

<b>Sr. No.</b>	<b>Topic</b>	<b>Sr. No.</b>	<b>Topic</b>
1.	Rational Numbers	18.	Euler's Formula
1.	Linear Equations in One Variable	19.	Mensuration
2.	Understanding Quadrilaterals	20.	Area and Perimeters
3.	Triangle and its properties	21.	Volume and Surface Area
4.	Angle sum property	22.	Exponents and Powers
5.	Pythagoras Theorem	23.	Direct and Inverse Proportion
6.	Squares and Square Roots	24.	Factorization
7.	Cubes and Cube Roots	25.	Data Handling
8.	Comparing Quantities	26.	Bar Graph
9.	Percentage	27.	Line Graph
10.	Profit and Loss	28.	Playing with Numbers
11.	Simple Interest	29.	Divisibility Test
12.	Compound Interest	30.	Statistics
13.	Discount	31.	Mean, Mode, Median of Raw Data
14.	Algebraic Expressions	32.	Probability
15.	Visualizing Solid Shapes	33.	Parallels lines
16.	View of 2D and 3D Shapes	34.	Time and Work

**BROADER TOPICS COVERED FOR ADMISSION IN CLASS IX: SCIENCE**

**Total Question-20**

**Max Marks-80**

Sr. No	Topics	Sr. No	Topics	Sr. No	Topics
1.	Fossil Fuel: Coal and Petroleum	10.	Chemical Effects of Electric Current	19.	Cropping Seasons
2.	Combustion and Flame	11.	Stars and Solar Systems	20.	Agricultural Practices
3.	Cell Structure and Function	12.	Pollution of Air and Water	21.	Conservation of Plants and Animals
4.	Reproduction in Plants And Animals	13.	Global Warming	22.	Biosphere Reserves, National Parks and Sanctuaries
5.	Force, Friction and Pressure	14.	Micro-Organisms	23.	Reaching the age of Adolescence
6.	Sound and its basics	15.	Some Natural Phenomenon	24.	Changes during Puberty
7.	Reflection and Dispersion of Light	16.	How to find calorific value of fuel?	25.	Endocrine Glands and Hormones
8.	Metals and Non Metals	17.	Electroplating and Artificial Jewellery		
9.	Synthetic Fibers and Plastics	18.	Relation between types of friction.		

**BROADER TOPICS COVERED FOR ADMISSION CLASS IN IX: SOCIAL SCIENCE**

**Total Question-25**

**Max Marks-100**

Sr. No	Topics	Sr. No	Topics
1.	Geographical Diversity of India	13.	Understanding Market
2.	Resource and their Conservation	14.	Economic Activity around us
3.	Weather and Climate	15.	The Beginning of Indian Civilization
4.	Land form and Life	16.	India's Cultural Root
5.	Locating places on the Earth	17.	New Beginnings City and States
6.	Ocean and Continents	18.	The rise of Empire
7.	From the Rulers to the Ruled: Type of Government	19.	The Age of Reorganization
8.	The Constitution of India	20.	The Gupta Era: An age of Tireless creativity
9.	Universal Franchise and India's Electoral System	21.	Reshaping India's Political Map
10.	The Parliament System: Legislature and Executive	22.	The Rise of Marathas
11.	Grassroot Democracy: Local & Self Government	23.	The Colonial Era in India
12.	From Barter to Money		



**BROADER TOPICS COVERED FOR ADMISSION IN CLASS IX:**  
**GENERAL AWARENESS/ KNOWLEDGE**

**Total Question-25**

**Max Marks-100**

Sr. No.	Topics	Sr. No.	Topics
1.	National Symbols of India	20.	Sports and Games (India & World). Renowned personalities, major competitions and trophies associated with various games
2.	Application of Science in daily life.	21.	Relationship between Animals and Human Beings
3.	Major inventions and Nobel prizes	22.	Taste and Digestion (Basic concepts)
4.	Icons and Symbols of India: National Insignia, National Emblem, Sport, Bird, Animal etc. (Elementary awareness of such symbols)	23.	Cooking and Preserving Techniques
5.	States of India: Capitals, languages, climatic conditions, lifestyle, culture and heritage.	24.	Germination and Seed Dispersal
6.	Renowned personalities in the fields of art, music, dance, sports, literature, etc.	25.	Experiment with Water on Everyday Life
7.	Major Religions of India (Elementary awareness about founder, place of origin, religious books and important ideas)	26.	Water Pollution and Microbial Diseases
8.	Defence: Equivalent Ranks in three services, Weapons, Aircraft, Missiles & Warships (Elementary awareness)	27.	Concepts on Mountain Terrain and Lifestyle
9.	Traditional Water Harvesting Techniques	28.	Shape of Earth and Gravitation (Basic concepts)
10.	Conservation of Nature	29.	Non-Renewable Energy Sources (Fossil Fuels)
11.	Solar System and Our Earth	30.	Food, Culture, Habitat, Languages etc of various regions (Basic concepts)
12.	Environmental Issues – Ozone depletion, Pollution etc.	31.	Names of young ones of different animals
13.	Historical Monuments of India	32.	Functions of Body Parts of Plants and Animals
14.	International Organizations: Basic knowledge about structure, functioning and objectives of United Nations, World Bank etc.	33.	Indian Literary and Cultural Personalities: Names and fields of achievements.
15.	Natural Calamities: Floods, earthquakes, tsunamis, cyclones, etc.	34.	Indian Literary and Cultural Awards. (Names of the award and recent recipients)
16.	Famous Books and Authors	35.	Evaporation, Condensation and Water Cycle (Basic concepts)
17.	Current Affairs	36.	Life of Farmers (Farming techniques)
18.	Different Types of Scientific Devices Used in Daily Life.	37.	Tribal Communities and Forest Produce
19.	Art and Culture (Music, Classical and Folk Dance); Renowned Personalities, Instrumental and Vocal Music, Major Dance Forms		

**BROADER TOPICS COVERED FOR ADMISSION IN CLASS XI: MATHEMATICS**

**Total Question-30**

**Max Marks-120**

<b>Sr. No.</b>	<b>Topic</b>	<b>Sr. No.</b>	<b>Sub Topics</b>
1.	Real Numbers	14.	Trigonometry
2.	Fundamental Theorem of Arithmetic	15.	Trigonometric Ratios
3.	Irrational numbers	16.	Trigonometric identities
4.	Polynomials	17.	Height and Distance
5.	Linear, quadratic and cubic polynomials	18.	Circles
6.	Pair of Linear Equations in Two Variables	19.	Areas Related to Circles
7.	Quadratic Equations	20.	Tangent to a Circle
8.	Arithmetic Progressions	21.	Surface Areas and Volumes
9.	Triangles	22.	Surface areas of combination of Solids
10.	Similarity of Triangles	23.	Volume of combination of Solids
11.	Coordinate Geometry	24.	Statistics
12.	Distance Formula	25.	Mean, Mode and Median of Grouped Data
13.	Section Formula	26.	Probability

**BROADER TOPICS COVERED FOR ADMISSION IN CLASS XI: SCIENCE**

**Total Question-20**

**Max Marks-80**

Sr. No	Topics	Sr. No	Topics	Sr. No	Topics
1.	Chemical Reactions and Equations	6.	Carbon and its Compounds	11.	Heredity
2.	Acids, Bases and Salts	7.	Life Processes	12.	Light – Reflection and Refraction
3.	Metals and Non-metals	8.	Control and Coordination	13.	Magnetic Effects of Electric Current
4.	The Human Eye and the Colorful World	9.	Electricity		
5.	Our Environment	10.	How do Organisms Reproduce?		

**BROADER TOPICS COVERED FOR ADMISSION IN CLASS XI: SOCIAL SCIENCE**

**Total Question-25**

**Max Marks-100**

<b>Sr. No</b>	<b>Topics</b>	<b>Sr. No</b>	<b>Topics</b>
<b>1.</b>	Resources and Development	<b>12.</b>	Nationalism in India
<b>2.</b>	Forest and Wildlife Resources	<b>13.</b>	The Rise of Nationalism in Europe
<b>3.</b>	Water Resources	<b>14.</b>	The Making of a Global World
<b>4.</b>	Agriculture	<b>15.</b>	The Age of Industrialisation
<b>5.</b>	Minerals and Energy Resources	<b>16.</b>	Print Culture and the modern word
<b>6.</b>	Manufacturing Industries	<b>17.</b>	Power-sharing
<b>7.</b>	Lifelines of National Economy	<b>18.</b>	Federalism
<b>8.</b>	Understanding Economic Development	<b>19.</b>	Gender, Religion and Caste
<b>9.</b>	Sectors of the Indian Economy	<b>20.</b>	Political Parties
<b>10.</b>	Money And Credit	<b>21.</b>	Outcomes of Democracy
<b>11.</b>	Globalization and the Indian Economy		

**BROADER TOPICS COVERED FOR ADMISSION IN CLASS XI:****GENERAL AWARENESS/ KNOWLEDGE****Total Question-25****Max Marks-100**

<b>Sr. No.</b>	<b>Topics</b>	<b>Sr. No.</b>	<b>Topics</b>
1.	National Symbols of India	18.	Sports and Games (India & World). Renowned personalities, major competitions and trophies associated With various games
2.	Application of Science in daily life.	19.	Relationship between Animals and Human Beings
3.	Major inventions and Nobel prizes	20.	Taste and Digestion (Basic concepts)
4.	Icons and Symbols of India: National Insignia, National Emblem, Sport, Bird, Animal etc. (Elementary awareness of such symbols)	21.	Cooking and Preserving Techniques
5.	States of India: Capitals, languages, climatic conditions, lifestyle, culture and heritage.	22.	Germination and Seed Dispersal
6.	Renowned personalities in the fields of art, music, dance, sports, literature, etc.	23.	Experiment with Water on Everyday Life
7.	Major Religions of India (Elementary awareness about founder, place of origin, religious books and important ideas)	24.	Water Pollution and Microbial Diseases
8.	Defence: Equivalent Ranks in three services, Weapons, Aircraft, Missiles & Warships (Elementary awareness)	25.	Concepts on Mountain Terrain and Lifestyle
9.	Traditional Water Harvesting Techniques	26.	Shape of Earth and Gravitation (Basic concepts)
10.	Conservation of Nature	27.	Non-Renewable Energy Sources (Fossil Fuels)
11.	Solar System and Our Earth	28.	Food, Culture, Habitat, Languages etc of various regions (Basic concepts)
12.	Environmental Issues – Ozone depletion, Pollution etc.	29.	Names of young ones of different animals
13.	Historical Monuments of India	30.	Functions of Body Parts of Plants and Animals
14.	International Organizations: Basic knowledge about structure, functioning and objectives of United Nations, World Bank etc.	31.	Indian Literary and Cultural Personalities: Names and fields of achievements.
15.	Natural Calamities: Floods, earthquakes, tsunamis, cyclones, etc.	32.	Indian Literary and Cultural Awards. (Names of the award and recent recipients)
16.	Famous Books and Authors	33.	Evaporation, Condensation and Water Cycle (Basic concepts)
17.	Current Affairs	34.	Life of Farmers (Farming techniques)

**CHAPTER 6**  
**GENERAL INFORMATION AND CONDITIONS**

**GENERAL INSTRUCTIONS.**

1. **SHRESHTA (NETS)** will be conducted as per the guidelines of the MoSJ&E.
2. Merely appearing and passing in **SHRESHTA (NETS)-2026** does not confer any right to the candidate for admission to the MoSJ&E.
3. Applications of candidates submitting false and fabricated information will be rejected and such candidates will be further debarred from appearing in future examinations.
4. Incomplete application and applications not in accordance with instructions are liable to be rejected without any further intimation.
5. Instructions in the Information Bulletin may change /be updated based on decisions taken by the NTA / MoSJ&E and other authorities from time to time. Therefore, it is advised to regularly check the website <https://exams.nta.nic.in/shreshta/> any further updates or information.
6. The NTA/MoSJ&E reserves right to alter the number of vacancies; modify Examination process and fix the minimum cut off marks without assigning any reason thereof. Number of vacancies are subject to change. All instructions are to be complied with strictly by the candidates.
7. Candidates are required to keep with them at least one identity proof along with the admit card issued to the candidate and shall produce the same on demand at the time of examination at the center.
8. Candidate's admission to **SHRESHTA (NETS)-2026** is purely provisional and is subject to fulfillment of eligibility criteria prescribed by the MoSJ&E as applicable.
9. Application Form of candidates who do not fulfill the eligibility criteria shall be rejected.
10. Selection of a candidate in the Examination is provisional, subject to being found otherwise eligible for selection.
11. In case of any ambiguity in interpretation of any of the instructions/terms/rules/criteria regarding determination of eligibility/conduct of examination/registration of candidates/information contained therein, the interpretation of the MoSJ&E shall be final and binding.
12. Candidates are advised to keep visiting the NTA website(s) <https://exams.nta.nic.in/shreshta/> regularly for all examination related updates and to check their emails. However, candidates are advised to visit the official website (s) of NTA about the latest updates.
13. Candidates are NOT allowed to carry Instrument/ Geometry/ Pencil box, Hand bag, Purse, cap, goggles, jackets, any kind of Paper/ Stationery/ Textual material (printed or written material), Eatables (loose or packed), Mobile Phone/ Ear Phone/ Microphone/ Pager, Calculator, Docu Pen, Slide Ruler, formulae, Log Tables, whitener, Camera, Tape Recorder, Electronic Watches with facilities of calculator, any metallic item or electronic gadgets/devices, pointed instruments etc. in the Examination Hall/ Room.
14. A candidate needs to give her/his preferences for examination city/centres during submission of online application form. However, centres shall be allocated taking into account logistical considerations.
15. The information about the examination centers will be given in the respective admit cards.
16. No request for change of centre/venue/date/session for Examination shall be entertained.



17. NTA/MoSJ&E, however, reserves the right to cancel any of the Examination Centers and/ or add some other Centers, at its discretion, depending upon the response, administrative feasibility, etc.
18. NTA/MoSJ&E also reserves the right to allot the candidate to any centre even other than the preferences given by her/him.
19. Candidate will appear for the examination at an Examination Centre at her / his own risks and expenses and NTA/MoSJ&E will not be responsible for any injury or losses etc. of any nature.
20. No TA/DA will be paid to any candidates for appearing in the examinations.
21. In case it is found at any time in future that the Candidate has used / uploaded the photograph and signature of someone else in her/his Application Form /Admit Card or she/he has tampered her/his Admit Card /result, these acts of the candidate shall be treated as Unfair Means (UFM).
22. In case, it is detected at any stage of recruitment that a candidate does not fulfill the eligibility norms and/or that she/he has suppressed/twisted or truncated any material acts or any other grounds which the NTA/MoSJ&E consider to be sufficient clause, her/his candidature shall stand cancelled without giving any reasons and notice to the candidate concerned. If any of these shortcomings is detected even after selection/admission, their admission may be liable to be terminated.
23. No recommendation for selection of written other than those for whom required as per Rules applicable will be taken into consideration. Any attempt on the part of a candidate to enlist support directly or indirectly for his candidature by other means shall disqualify him/ her for selection/admission.
24. The candidates are required to fill in the Online Application Form with correct and complete information carefully. If any incomplete or false information is given, then the candidate will be solely responsible for the same and on the basis of false and incomplete information, the Application Form shall be rejected at any stage of the selection without giving any reasons/notice. On furnishing any false information, particulars, certificates or indicating wrong category/sub-category etc.in the application form or in case of any other default, NTA/ MoSJ&E may reject the candidature at any stage of the selection/admission.
25. Information uploaded on the website shall not be provided to the candidate or any other person under R.T.I. Act, 2005. The information uploaded on the website shall remain for a specific period only. Therefore, the candidates are advised to download the uploaded information and keep up with them for future. In due course of recruitment examination or in midway of process, neither any application under Right To Information Act, 2005 shall be entertained nor information shall be provided. Factual Information under R.T.I., Act shall be provided only after declaration of final result. Inferential questions or Speculative questions shall not be answered in RTI.
26. It is to be noted that if a candidate has been allowed to appear in the examination, it does not imply that the candidate's eligibility has been verified. It does not vest any right with a candidate for selection/admission. The eligibility is subject to final verification by the MoSJ&E at subsequent stages. The candidate shall satisfy her/his eligibility before applying and shall be personally responsible in case she/he is not eligible to apply as per the given eligibility criteria on the last date for submission of Application Form.

27. Furnishing of false, wrong or inaccurate information may lead to cancellation of the candidature of the Applicant and/or her/his Result. Canvassing in any form and use of unfair means (U.F.M.) during the examinations shall disqualify the candidature of the applicant.
28. The Result of the Candidates who indulge in Unfair Means (UFM) Practices shall not be declared (and may be cancelled)
29. Mobile Phones, Pagers, Bluetooth devices or any other communication device is not allowed inside the premises where the examination is being conducted. Any infringement of these instructions may entail suitable actions/restrictions as NTA/ MoSJ&E may deem fit and proper, including ban from future examinations.
30. The NTA/ MoSJ&E will not be responsible for any inadvertent error and reserves the right to correct such errors that might have inadvertently crept in. However, it does not owe any responsibility for error committed by the candidate.
31. NTA/ MoSJ&E reserves the right to incorporate any subsequent changes/modifications/additions in the terms & conditions of selection/admission under the notice as necessitated and applicable by issuing necessary addendum/corrigendum to their Notification.
32. Under no circumstances, any candidate or parents/guardians/relatives or friends are permitted to approach any officer in the Service Headquarters or any other person concerned with the selection of the candidates. Any attempt to do so is liable to result in rejection of the candidate.
33. Any matter not specifically covered in this Information Bulletin or elsewhere shall be decided by the NTA/ MoSJ&E, whose decision in this regard shall be final, binding, and non-challengeable.

**Caution:**

Selection of the candidates shall be purely on the merit basis in a transparent way. Hence, the Candidate has to be careful of touts and selection racketeers, who promise to get them selected unlawfully on illegal considerations / means. Candidates/Parents/Guardians are cautioned not to fall prey to unscrupulous touts, crooks and fraudsters who may make false, bogus and misleading assurances/ claims while approaching them (using spoofed emails, SMS, fake telephone calls or forged documents or personally in the name of NTA/ MoSJ&E for assistance with admission in exchange of monetary considerations. They are also likely to collect personal data of the aspiring candidates which may be misused by them in future. Neither NTA nor MoSJ&E has authorised any person or agency to offer help for online registration and support for SHRESHTA (NETS) on their website or to use the name, logo and their website contents. It is hereby made clear that NTA or MoSJ&E do not have any agents or touts, liaison, admission offices, representatives or any other office/ school than those mentioned on the official website. In case candidates are approached by any such agent promising undue favours, they should not respond to such offers and should immediately approach the police Authorities if the situation so warrants. Candidates could get their grievances addressed and ascertain the status of their candidature from the public grievances and nodal officers at NTA/Helpdesk.

Further, the NTA/ MoSJ&E has not appointed any agent(s) or coaching advertisement for action on its behalf. Candidates are warned against any such claims being made by persons/agencies. Candidates are selected purely as per merit. Beware of unscrupulous elements and do not fall in their trap. Candidates attempting to influence NTA/ MoSJ&E directly or indirectly shall be

disqualified and legal action can be initiated against them. Candidates are advised to visit only the official website of NTA and/or MoSJ&E and beware of FAKE websites put up by unscrupulous elements/touts.

**LEGAL JURISDICTION:**

All disputes pertaining to the conduct of SHRESHTA (NETS) -2026 including results shall fall within the jurisdiction of Delhi / New Delhi only. Further, any legal question arising out of the Examination shall be entertained only when raised within 30 days from the declaration of result.

**RETENTION POLICY:**

The record of SHRESHTA (NETS)-2026 would be preserved upto 2 months after declaration of result of each Stage and thereafter will be weeded out as per standard operating procedures.

## **CHAPTER-7**

### **CHOICE OF CITIES**

The Cities where the SHRESHTA (NETS)-2026 will be conducted are given in **CHAPTER-14**. While applying, candidates have to **select any four cities of their choice**. The efforts will be made to allot the city of examination to the candidates in order of choice opted by them in their online Application Form. **However, due to administrative/logistic reasons, a different city can be allotted.**

#### **NOTE:**

1. While filling up Online Application Form, candidates should One Convenient City from the above list of cities as their choice of centre cities in order of their priority.
2. NTA will not be responsible for any inconvenience due to incorrect selection of city codes by the candidates.
3. In case, the number of candidates opting for a city is less than a certain minimum, NTA reserves its right not to allot any centre in that City.
4. In case, the number of candidates opting for a city as centre is less than certain minimum, candidates may be allotted Centre in another city irrespective of the city opted by the candidates for appearing in the examination.
5. Though, every effort will be made to allot a centre in one of the cities selected by the candidate, the NTA reserves its right to allot a centre in a city other than the candidate's choice. Allotment of centre's will be done by the computer and there will be no human intervention.
6. All efforts will be made by NTA to consider the comfort and convenience of candidates while allotting centres. However, Center/City allocation will depend upon technical and logistical feasibility. Candidates may have to travel to other Cities/States.

## **CHAPTER-8**

### **BARRED ITEMS**

Candidates are not allowed to carry the following items inside the examination centre under any circumstances. Candidates will be subjected to extensive and compulsory frisking before entering the exam centre with the help of hand-held metal detectors.

- Any stationery item like textual material (printed or written) bits of papers, geometry/pencil box, Plastic Pouch, calculator, pen, scale, writing pad, pen drives, eraser, electronic pen or scanner etc
- Any communication device like mobile phone, blue tooth, earphones, micro phone, pager, health band etc
- Other items like wallet, goggles, handbags, belt, cap etc
- Any watch or wristwatch, bracelet, camera etc
- Any ornaments/metallic item
- Any food item opened or packed
- Any other item which could be used for unfair means, by hiding communication device like microchip, camera, bluetooth device etc.

No arrangement will be made at the centres for keeping any articles, /items belonging to the candidates.

In case any candidate is found in possession of any of the barred items inside the centre it will be considered as use of Unfair Means and action will be taken against the candidate in accordance with the relevant provisions.

## **CHAPTER 9**

### **INFORMATION FOR CANDIDATES/PARENTS/GUARDIANS**

1. It is expected that parents/guardians will guide their wards appropriately on the following issues before leaving home for appearing in **SHRESHTA (NETS)-2026**.
2. Candidates should avoid coming with more than one escort (parent/ guardian). Escorts shall remain outside the gate during the conduct of the examination.
3. Candidate will not be allowed to enter the exam centre after Gate Closing Time. Therefore, the candidate shall leave home well in advance, taking into consideration various factors such as traffic, location of the centre and weather conditions etc. It would be appropriate to visit the centre a day before the examination to confirm the location, distance etc. to avoid any problem of reaching late at the centre and then not being allowed to appear in the examination.
4. Candidate shall follow all the instructions and maintain discipline in the examination hall.
5. Candidate shall not breach any examination rule.
6. Candidate shall not use or promote any unfair means activity during the examination.
7. Candidate will not be allowed to leave the exam hall till the conclusion of the exam. Candidate is advised not to attend examination on an empty stomach.
8. In case the candidate finds another candidate using unfair means in the examination, the same shall be immediately informed to the invigilators on duty.
9. Candidate are permitted to bring only the following items, to the examination centre:
  - Admit card (with Self Declaration on it downloaded from NTA website) with passport size photograph and thumb impression affixed on it
  - Valid and original Photo ID proof
  - Drinking water in a personal transparent water bottle
  - A simple transparent black/blue ball point pen only
  - Passport size photograph for affixing on the attendance sheet
  - A candidate shall not bring any barred items to the centre.
10. Candidate shall co-operate in frisking with the staff at Examination Centre.
11. Candidate will report at the centre at the time indicated on his/her admit card to make themselves available for compulsory frisking and completing other registration procedures.
12. Candidates are advised to regularly visit website <https://exams.nta.nic.in/shreshta/> and also check registered email /SMS for any update regarding examination.
13. In case your ward is found breaching any of the above-mentioned rules, your ward will not be permitted to enter the examination centre and will not be allowed to appear in the examination.
14. If your ward indulges in any unwanted activities, he/ she shall be debarred from taking this examination as per rules and shall also be liable for criminal action and or any action as may be deemed fit by NTA.



## **CHAPTER-10**

### **ADMIT CARD**

1. The Admit Card is issued provisionally to all the candidates, subject to the fulfillment of the eligibility conditions.
2. Admit card will be hosted on the NTA website <https://exams.nta.nic.in/shreshta/> <https://www.nta.ac.in/> approximately two/three weeks prior to the date of the exam.
3. The candidate has to download the Admit Card from the NTA website using their application number and date of birth and appear for the Examination at the given Centre on Date and Timing as indicated in his/her Admit Card.
4. Admit card is not transferable to any other person. Impersonation is a legally punishable offence.
5. No candidate will be allowed to appear at the examination centre, on Date and Timing other than that allotted to him/her in his/her Admit card.
6. In case candidate is unable to download Admit Card from the website, the candidate should approach the **NTA Help Line between 10:00 am and 05:00 pm.**
7. The candidates are advised to read the instructions on the Information Bulletin as well as on the Admit Card carefully and follow them during the conduct of the examination.

**Note:**

- a. Candidate must be in possession of the Admit Card to appear in the examination.
- b. Candidate may please note that Admit Card will not be sent by post.
- c. In no case, the duplicate Admit Card for SHRESHTA-2026 would be issued at the Examination Centres.
- d. Candidate must not mutilate/disfigure the Admit Card or change any entry made therein.
- e. The validity of the Admit Card is only upto the day of Examination. Candidates are advised to preserve their Admit Card in good condition for future reference.
- f. No Admit Card shall be issued to the candidates whose Applications are found to be incomplete for any reason (including indistinct/ doubtful photographs/without uploaded signatures) or who do not fulfill the eligibility criteria for the examination.
- g. Issue of Admit Card, however, shall not necessarily mean acceptance of eligibility which shall be further scrutinized at subsequent stages of admission process.

## **CHAPTER-11**

### **USE OF UNFAIR MEANS/ MALPRACTICE**

#### **DEFINITION**

1. Use of unfair means or malpractice allows a candidate to gain an undue advantage over other candidates. It includes, but is not limited to:
  - (a) Being in possession of any item or article which has been prohibited or can be used unfairly, including any stationery item, communication device, accessories, eatable items, ornaments or any other material or information relevant or not relevant to the examination in the paper concerned;
  - (b) Using someone to write examination (impersonation) or preparing material for copying;
  - (c) Breaching examination rules or any direction issued by NTA from time to time in connection with the conduct of **SHRESHTA (NETS)** examination.
  - (d) Assisting other candidates to engage in malpractices, giving or receiving assistance of any kind, directly or indirectly or attempting to do so;
  - (e) Writing questions or answers on any material other than on the OMR answer sheet given by the Centre Superintendent for writing answers;
  - (f) Tearing of answer sheet, any page of the exam booklet etc.;
  - (g) Contacting or communicating or trying to do so with any person, other than the Examination Staff, during the examination time in the Examination Centre;
  - (h) Taking away the answer sheet out of the examination hall/room;
  - (i) Smuggling out answer sheet or part thereof;
  - (j) Threatening any of the officials connected with the conduct of the examination or threatening any of the candidates or using violence against anyone;
  - (k) Using or attempting to use any other undesirable method or means in connection with the examination;
  - (l) Manipulation and fabrication of online documents viz. admit card, rank letter, self-declaration, etc.;
  - (m) Forceful entry/exit in/from Examination Centre/Hall;
  - (n) Use or attempted use of any electronic device after entering the Examination Centre;
  - (o) Affixing/uploading of wrong/morphed photographs on the application form/admit card/proforma;
  - (p) Erasing or obliterating any information printed on the OMR answer sheet;
  - (q) Providing incorrect information on the answer sheet;
  - (r) Making fake claims by manipulating the responses in OMR sheet uploaded on website for challenge before or after declaration of result.
  - (s) Creating obstacles in smooth and fair conduct of examination or creating disturbance to others inside the examination hall/room/centre.

- (t) Making an approach or attempting to influence the outcome of the result after the examination.
- (u) Any other malpractice declared as unfair means by the NTA.

#### **PUNISHMENT FOR USING UNFAIR MEANS/MALPRACTICE**

During the course of, before or after the examination if a candidate indulges in any of the above or similar incident, he/she shall be deemed to have used unfair practices and booked under UNFAIR MEANS (UFM) case. The candidate may be debarred from future exams.

#### **CANCELLATION OF RESULT**

- (a) The candidature and result of **SHRESHTA (NETS)-2026** of the candidates who indulge in Unfair Means/ Malpractice will be cancelled and will not be declared.
- (b) Similarly, the result of those candidates who appear from the Centre other than the one allotted to them, write on the Exam booklet/ OMR Sheet of other candidates or allow other candidates to write on their Exam Booklet/ OMR Sheet will be cancelled (and will not be declared).

## **CHAPTER-12**

### **SHRESHTA (NETS) NTA SCORE**

#### **1. SHRESHTA (NETS) NTA Score**

NTA Score would be made live on the NTA website: <https://exams.nta.nic.in/shreshta/>,  
<https://www.nta.ac.in/>

#### **2. Re-Evaluation/Re-Checking of Result**

There shall be no re-evaluation/re-checking of the result. No correspondence in this regard shall be entertained.

## **CHAPTER-13**

### **ADMISSION**

The Admission Policy, as announced by the Competent Authority of the admitting schools shall be followed at the time of admission. The Candidates are advised to satisfy themselves about their Eligibility for Admission.

Role of NTA is confined to registration of candidates and conduct of exam. Further, finalization of answer keys processing and declaration of results is being done by NTA. Admission and Counselling of the candidates is being done by MoSJ&E. NTA has no role to play in Admission and Counselling or other downstream processes.

## **CHAPTER-14**

### **List of EXAM CITIES: SHRESHTA (NETS)-2026**

<b>SR. NO.</b>	<b>STATE/UT</b>	<b>CITY</b>	<b>CITY CODE</b>
1	ANDAMAN & NICOBAR	PORT BLAIR	1101
2	ANDHRA PRADESH	GUNTUR	1201
3	ANDHRA PRADESH	NELLORE	1203
4	ANDHRA PRADESH	VIJAYAWADA	1205
5	ANDHRA PRADESH	VISAKHAPATNAM	1206
6	ANDHRA PRADESH	AMARAVATHI	1211
7	ANDHRA PRADESH	ANANTAPUR	1212
8	ANDHRA PRADESH	KURNOOL	1221
9	ANDHRA PRADESH	KAKINADA	1220
10	ANDHRA PRADESH	PRAKASAM	1222
11	ANDHRA PRADESH	WEST GODAVARI	1227
12	ARUNACHAL PRADESH	ITANAGAR	1301
13	ASSAM	DIBRIGARH	1401
14	ASSAM	GUWAHATI	1402
15	ASSAM	SILCHAR	1403
16	ASSAM	SONITPUR	1404
17	ASSAM	GOALPARA	1409
18	ASSAM	SIVASAGAR	1416
19	BIHAR	GAYA	1501
20	BIHAR	PATNA	1502
21	BIHAR	ARRAH	1509
22	BIHAR	AURANGABAD	1511
23	BIHAR	BEGUSARAI	1513
24	BIHAR	BHAGALPUR	1516
25	BIHAR	DARBHANGA	1518
26	BIHAR	MUZAFFARPUR	1528
27	BIHAR	PURNIA	1530
28	BIHAR	SAMASTIPUR	1531
29	BIHAR	SAHARSA	1532
30	CHANDIGARH	CHANDIGARH	1601
31	CHHATTISGARH	BILASPUR	1702
32	CHHATTISGARH	RAIPUR	1703
33	CHHATTISGARH	AMBIKAPUR	1704
34	CHHATTISGARH	JAGDALPUR	1709
35	CHHATTISGARH	KORBA	1713
36	CHHATTISGARH	RAJNANDGAON	1717
37	DAMAN AND DIU (UT)	DAMAN	1901
38	DELHI	DELHI	2001
39	GOA	PANAJI	2101
40	GUJARAT	AHMEDABAD	2201




SR. NO.	STATE/UT	CITY	CITY CODE
41	GUJARAT	BHAVNAGAR	2203
42	GUJARAT	GANDHINAGAR	2204
43	GUJARAT	RAJKOT	2207
44	GUJARAT	SURAT	2208
45	GUJARAT	VADODARA	2209
46	GUJARAT	BHUJ	2212
47	HARYANA	FARIDABAD	2301
48	HARYANA	GURGAON	2302
49	HARYANA	AMBALA	2303
50	HARYANA	KARNAL	2304
51	HARYANA	HISSAR	2306
52	HIMACHAL PRADESH	SHIMLA	2402
53	HIMACHAL PRADESH	MANDI	2407
54	HIMACHAL PRADESH	SOLAN	2409
55	JAMMU AND KASHMIR	JAMMU	2501
56	JAMMU AND KASHMIR	SRINAGAR	2502
57	JAMMU AND KASHMIR	BARAMULLA	2504
58	JHARKHAND	BOKARO	2601
59	JHARKHAND	JAMSHEDPUR	2602
60	JHARKHAND	RANCHI	2603
61	JHARKHAND	DEOGHAR (JHARKHAND)	2607
62	JHARKHAND	DHANBAD	2608
63	KARNATAKA	BELGAUM	2701
64	KARNATAKA	BANGALORE	2702
65	KARNATAKA	DHARWAD	2704
66	KARNATAKA	GULBARGA	2705
67	KARNATAKA	MANGALORE	2707
68	KARNATAKA	MYSORE	2708
69	KARNATAKA	CHIKKABALLAPURA	2715
70	KARNATAKA	KOLAR	2723
71	KARNATAKA	TUMKUR	2729
72	KERALA	ERNAKULAM(KOCHI)	2803
73	KERALA	KOZHIKODE	2808
74	KERALA	PALAKKAD	2810
75	KERALA	THIRUVANANTHAPURAM	2811
76	LADAKH	LEH	4701
77	LAKSHWADEEP	KAVARATTI	2901
78	MADHYA PRADESH	BHOPAL	3001
79	MADHYA PRADESH	GWALIOR	3002
80	MADHYA PRADESH	INDORE	3003
81	MADHYA PRADESH	JABALPUR	3004
82	MADHYA PRADESH	UJJAIN	3005

SR. NO.	STATE/UT	CITY	CITY CODE
83	MADHYA PRADESH	REWA	3006
84	MADHYA PRADESH	MANDSAUR	3023
85	MADHYA PRADESH	RATLAM	3027
86	MADHYA PRADESH	SAGAR	3028
87	MAHARASHTRA	AHMADNAGAR	3101
88	MAHARASHTRA	AMRAVATI	3103
89	MAHARASHTRA	AURANGABAD	3104
90	MAHARASHTRA	JALGAON	3107
91	MAHARASHTRA	KOLHAPUR	3108
92	MAHARASHTRA	MUMBAI	3110
93	MAHARASHTRA	NAGPUR	3111
94	MAHARASHTRA	NANDED	3112
95	MAHARASHTRA	NASHIK	3113
96	MAHARASHTRA	PUNE	3115
97	MAHARASHTRA	SOLAPUR	3117
98	MAHARASHTRA	THANE	3118
99	MAHARASHTRA	RATNAGIRI	3121
100	MAHARASHTRA	DHULE	3122
101	MANIPUR	IMPHAL	3201
102	MANIPUR	CHURACHANDPUR	3203
103	MEGHALAYA	SHILLONG	3301
104	MEGHALYA	TURA	3305
105	MIZORAM	AIZAWL	3401
106	NAGALAND	DIMAPUR	3501
107	NAGALAND	KOHIMA	3502
108	ODISHA	BERHAMPUR	3603
109	ODISHA	BHUBANESWAR	3604
110	ODISHA	ROURKELA	3606
111	ODISHA	SAMBALPUR	3607
112	ODISHA	KORAPUT	3611
113	ODISHA	BARIPADA	3618
114	PUDUCHERRY	PUDUCHERRY	3701
115	PUNJAB	AMRITSAR	3801
116	PUNJAB	BATHINDA	3802
117	PUNJAB	JALANDHAR	3803
118	PUNJAB	LUDHIANA	3804
119	PUNJAB	PATIALA	3805
120	PUNJAB	PATHANKOT	3812
121	RAJASTHAN	BIKANER	3902
122	RAJASTHAN	JAIPUR	3903
123	RAJASTHAN	JODHPUR	3904
124	RAJASTHAN	KOTA	3905
125	RAJASTHAN	UDAIPUR	3906


SR. NO.	STATE/UT	CITY	CITY CODE
126	RAJASTHAN	BHARATPUR	3910
127	SIKKIM	GANGTOK	4001
128	TAMIL NADU	CHENNAI	4101
129	TAMIL NADU	COIMBATORE	4102
130	TAMIL NADU	MADURAI	4106
131	TAMIL NADU	SALEM	4109
132	TAMIL NADU	TIRUCHIRAPPALLI	4112
133	TAMIL NADU	TIRUNELVELI	4113
134	TAMIL NADU	VELLORE	4114
135	TELANGANA	HYDERABAD	4201
136	TELANGANA	KARIMNAGAR	4202
137	TELANGANA	KHAMMAM	4203
138	TELANGANA	MAHABUBNAGAR	4207
139	TELANGANA	NIZAMABAD	4221
140	TRIPURA	AGARTALA	4301
141	UTTAR PRADESH	AGRA	4401
142	UTTAR PRADESH	PRAYAGRAJ	4402
143	UTTAR PRADESH	BAREILY	4403
144	UTTAR PRADESH	GHAZIABAD	4404
145	UTTAR PRADESH	GORAKHPUR	4405
146	UTTAR PRADESH	JHANSI	4406
147	UTTAR PRADESH	KANPUR	4407
148	UTTAR PRADESH	LUCKNOW	4408
149	UTTAR PRADESH	MEERUT	4409
150	UTTAR PRADESH	NOIDA	4410
151	UTTAR PRADESH	VARANASI	4411
152	UTTAR PRADESH	AYODHAYA	4415
153	UTTAR PRADESH	CHITRAKOOT	4431
154	UTTAR PRADESH	HARDOI	4438
155	UTTAR PRADESH	KAUSAMBI	4439
156	UTTARAKHAND	DEHRADUN	4501
157	UTTARAKHAND	HALDWANI	4502
158	UTTARAKHAND	NAINITAL	4506
159	UTTARAKHAND	PAURI GARHWAL	4509
160	WEST BENGAL	ASANSOL	4602
161	WEST BENGAL	BARDHWAN	4603
162	WEST BENGAL	KOLKATA	4608
163	WEST BENGAL	SILIGURI	4609
164	WEST BENGAL	BANKURA	4610
165	WEST BENGAL	MALDA	4614
166	WEST BENGAL	COOCH BEHAR	4616
167	WEST BENGAL	ALIPURDWAR	4617

## CHAPTER-15

### Replica of the Application Form of SHRESHTA (NETS)-2026

**Ministry of Education**  
Government of India

**Scheme for Residential Education for Students in High Schools in Targeted Areas**  
SHRESHTA 2026

**राष्ट्रीय परीक्षा एजेंसी**  
National Testing Agency

[Home](#)

Steps to Apply Online

Apply For Online Registration

Fill Online Application Form

Download Confirmation Page

ऑनलाइन आवेदन करने के चरण

ऑनलाइन पंजीकरण के लिए आवेदन करें

ऑनलाइन आवेदन पत्र भरें

पुष्टिकरण पृष्ठ डाउनलोड करें

Register yourself for the above-mentioned examination

Register your profile by giving personal details, contact details and address

उपरोक्त उल्लिखित परीक्षा के लिए स्वयं को पंजीकरण करें।

अपना प्रोफाइल पंजीकृत करने के लिए व्यक्तिगत विवरण, संपर्क विवरण और पता दें

Already Registered Candidate

Enter Your Application Number and password to Login and continue with your application.

पहले से ही पंजीकृत उम्मीदवार

आवेदन जारी रखने के लिए अपने आवेदन नंबर और पासवर्ड से लॉगिन करें

Download Information Bulletin

New Registration >>

Login >>

Ministry of Education

Government of India

Home

Scheme for Residential Education for Students in High Schools in Targeted Areas

SHRESHTA 2026

राष्ट्रीय परीक्षा एजेंसी

National Testing Agency

Registration

Application Form

Instructions and Procedure for online submission of Application Form

Download Detailed Advertisement

1. Please read the instructions, procedure and information Bulletin carefully before you start filling the Application Form Online.

अपनी आवेदन पत्र भरने से पूर्व कृपया ध्यानपूर्वक निर्देश, प्रक्रिया एवं सूचना विवरण को धनपूर्वक पढ़ें।

2. You can apply for SHRESHTA-2026 ONLINE only through the official website of SHRESHTA (https://exams.nta.nic.in).

अपनी शीट के लिए ऑनलाइन आवेदन केवल केन्द्र की आधिकारिक वेबसाइट: https://exams.nta.nic.in के माध्यम से ही कर सकते हैं।

3. Application Procedure: 2 simple Steps to be followed to apply online

आवेदन प्रक्रिया: ऑनलाइन आवेदन करने के लिए 2 सरल चरणों का पालन किया जाना चाहिए।

Candidates must read carefully the instructions (including how to fill up Application Form online) given in the Information Bulletin available on the NTA Website. Candidates not complying with the Instructions shall be summarily disqualified.

अभ्यर्थियों को एन्ट्री फॉर्मबुलटिन या उपरान्त सूचना विवरण में दिए गए निर्देशों (ऑनलाइन आवेदन पत्र को भरने संबंधित) को ध्यान से पढ़ना चाहिए। निर्देशों का पालन नहीं करने वाले अभ्यर्थियों को अयोग्य घोषित कर दिया जाएगा।

Step 1: Register for Online Application Form and note down system generated Application Number. The candidate should supply the required details while filling the Online Application Form and is also required to create PASSWORD and choose Security Question and enter his/her Answer. After successful submission of the personal details, Application number will be generated and it will be used to complete the remaining Steps of the Application Form and will also be required for all future reference correspondence. For subsequent logins, candidate will be able to login directly with the respective system generated Application Number and created Password.

चरण 1: ऑनलाइन आवेदन पत्र के लिए पंजीकरण करें और प्रणाली द्वारा आवेदन संख्या नोट करें। अभ्यर्थी ऑनलाइन आवेदन पत्र भरते समय आवश्यक विवरणों को सही ढंग से दर्ज करेंगे। उचित सुरक्षा प्रश्न चुनने और उसका उत्तर दर्ज करने के लिए आवश्यक है। व्यक्तिगत विवरणों को सफलतापूर्वक प्रस्तुत करने के बाद, आवेदन संख्या प्रणाली द्वारा स्वयंसेवापूर्वक रूप से जनरेट होगी और यह आवेदन पत्र भरने के लिए उपयोग की जाएगी।

चरण 2: ऑनलाइन आवेदन पत्र भरें। अभ्यर्थी ऑनलाइन आवेदन पत्र भरने के लिए आवेदन संख्या और पासवर्ड का उपयोग करेंगे। अभ्यर्थी को आवेदन पत्र भरने के लिए आवेदन संख्या और पासवर्ड का उपयोग करना होगा। आवेदन पत्र भरने के लिए आवेदन संख्या और पासवर्ड का उपयोग करना होगा। आवेदन पत्र भरने के लिए आवेदन संख्या और पासवर्ड का उपयोग करना होगा।

Upload Scanned Images of Candidate's Photograph & Candidate Signature (wherever applicable):

अभ्यर्थी की तस्वीर एवं अभ्यर्थी हस्ताक्षर (जहां भी लागू हो) की स्कैन की गई छवियां अपलोड करें:

1. The recent passport size photograph should be either in colour or black & white with clear contrast. It should be in JPEG/PNG format (clearly legible) and between 10 kb to 200 kb.

हाल में ली गई पासपोर्ट साइज की तस्वीर रंग या काले एवं सफेद में स्पष्ट रूप से दिखनी चाहिए। फॉर्मेट JPEG/PNG (स्पष्ट रूप से पठनीय) और 10 kb से 200 kb के बीच होना चाहिए।

2. Signature, Left-Hand Thumb Impression should be in JPEG/PNG format (clearly legible) and between 10 kb to 50 kb.

हस्ताक्षर, बाईं हाथ की अंगूठी का निम्नलिखित छाप स्पष्ट रूप से दिखनी चाहिए। फॉर्मेट JPEG/PNG (स्पष्ट रूप से पठनीय) और 10 kb से 50 kb के बीच होना चाहिए।

3. Upload SC Certificate / Undertaking, Income Certificate in pdf format and between 50 kb to 300 kb.

एसी सीटीफिकेट / अंडरटेकिंग असेसमेंट फॉर्म, आय प्रमाण पत्र pdf फॉर्मेट में और 50 kb से 300 kb के बीच होना चाहिए।

[Note: Upload the correct photograph, signature, Left-Hand Thumb Impression as the facility for correction will not be given.

नोट: तस्वीर, हस्ताक्षर, बाईं हाथ की अंगूठी का निम्नलिखित छाप सही ढंग से अपलोड करें क्योंकि सुधार की सुविधा नहीं दी जाएगी।

After successful submission of application form, candidate will be able to print the Confirmation Page.

Note - Candidates must carefully enter their details and upload documents as no modifications will be allowed after final submission.

आवेदन पत्र सफलतापूर्वक अपलोड करने के बाद, उम्मीदवार पुष्टिकरण पृष्ठ प्रिंट कर सकते हैं।

ध्यान दें - उम्मीदवारों को आवेदन पत्र भरने के बाद, उम्मीदवार पुष्टिकरण पृष्ठ प्रिंट कर सकते हैं।

4. Important Instruction about PASSWORD

कुछ बातों के बारे में महत्वपूर्ण निर्देश:

1. During online form filling, candidate will be required to choose PASSWORD and Security Question and its Answer. Candidate is advised to record/remember their password for all future logins.

ऑनलाइन आवेदन पत्र भरते समय अभ्यर्थी को कुंजीपात्र, सुरक्षा प्रश्न और उसके उत्तर का चयन करना होगा। अभ्यर्थी को भविष्य के सभी आवेदन पत्र भरने के लिए अपनी कुंजीपात्र को रिकॉर्ड/याद रखनी होगी।

2. For subsequent logins, candidate will be able to login directly with their respective system generated Application Number and the chosen Password.

बाद में ऑनलाइन आवेदन पत्र भरने के लिए अभ्यर्थी अपने संबंधित सिस्टम द्वारा आवेदन संख्या और चुनी गई कुंजीपात्र के साथ सीधे लॉगिन कर सकते हैं।

3. Candidate is advised not to disclose or share their password with anybody. Neither NTA nor NIC will be responsible for violation or misuse of the password of a candidate.

अभ्यर्थी को वास्तव में उचित है कि वह किसी के साथ अपनी कुंजीपात्र साझा न करें। किसी अभ्यर्थी की कुंजीपात्र के उल्लंघन या दुरुपयोग के लिए न तो एन्ट्री और न ही एनआईटी जिम्मेदार होगा।

4. Candidate should change his/her passwords after login, if desired.

यदि वांछित हो, अभ्यर्थी लॉगिन करने के बाद अपनी कुंजीपात्र बदल सकते हैं।

5. Candidate should remember to log out at the end of their session so that the particulars of the candidate cannot be tampered or modified by unauthorized persons.

अभ्यर्थी को अपने सत्र के अंत में लॉग आउट करना चाहिए ताकि अनधिकृत व्यक्तियों द्वारा अभ्यर्थी के विवरण से हेरफेर या संशोधन नहीं किया जा सके।

The Password must be as per the following Password policy:

कुंजीपात्र नीति के अनुसार होना चाहिए।

1. Password must be 8 to 13 character long.

कुंजीपात्र 8 से 13 अक्षरों की होनी चाहिए।

2. Password must have at least one Upper case alphabet.

कुंजीपात्र में कम से कम एक बड़े अक्षर होना चाहिए।

3. Password must have at least one Lower case alphabet.

कुंजीपात्र में कम से कम एक छोटे अक्षर होना चाहिए।

4. Password must have at least one numeric value.

कुंजीपात्र में कम से कम एक संख्या होना चाहिए।

5. Password must have at least one special characters eg. @!#\$%^&\*~.

कुंजीपात्र में कम से कम एक विशेष चर होना चाहिए जैसे: @!#\$%^&\*~.

5. How to reset your Password: The following options are available to reset Password

अपनी कुंजीपात्र कैसे रीसेट करें: कुंजीपात्र रीसेट करने के लिए निम्नलिखित विकल्प उपलब्ध हैं।

1. Using Security Question & its Answer you chosen during Form filling.

सुरक्षा प्रश्न और उसका उत्तर जो आप फॉर्म भरते समय चुने थे।

2. Using a verification code sent via text message (SMS) to your Registered Mobile No.

अपनी पंजीकृत मोबाइल नंबर पर भेजे गए वेरिफिकेशन कोड का उपयोग करके।

3. Using a reset link sent via Email to your Registered Email address.

अपनी पंजीकृत ईमेल पते पर भेजे गए रीसेट लिंक का उपयोग करके।

6. The Application Number printed on the computer generated Confirmation Page must be mentioned in all such correspondences. It is therefore essential to note down the application number printed on the Confirmation Page.

कंप्यूटर द्वारा जनरेट किया गया पुष्टिकरण पत्र पर प्रिंट किया गया आवेदन संख्या को सभी संचार में उल्लेखित करना आवश्यक है।

Please read the instructions carefully and give your consent for below mentioned declaration

☐ I have downloaded the Information Bulletin of SHRESHTA - 2026, read and understood all the instructions therein as well as those mentioned above, and will fill up the online Application Form for the SHRESHTA - 2026 accordingly.

Page | 35

## व्यक्तिगत विवरण (Personal Details)

अभ्यर्थी का नाम (Candidate Name) ABC  
पिता का नाम (Father Name) CAB  
माता का नाम (Mother Name) BCA  
अभ्यर्थी की जन्म तिथि (Candidate Date of Birth) 01 April (04) 2012  
लिंग (Gender) Male

## व्यक्तिगत विवरण की पुष्टि करें (Confirm Personal Details)

अभ्यर्थी के नाम की पुष्टि करें (Confirm Candidate Name) ABC  
पिता / अभिभावक के नाम की पुष्टि करें (Confirm Father / Guardian Name) CAB  
माता / अभिभावक के नाम की पुष्टि करें (Confirm Mother / Guardian Name) BCA  
अभ्यर्थी की पुष्टि करें (Confirm Date of Birth) 01 April (04) 2012  
लिंग की पुष्टि करें (Confirm Gender) Male

## संपर्क विवरण (Contact Details)

पता (Premises No/ Name) DELHI  
उप-स्थानीयता (Sub-Locality)(Optional) DELHI  
स्थानीयता (Locality) DELHI  
देश (Country) India  
राज्य (State) DELHI  
ज़िला (District) CENTRAL DELHI  
पिन कोड (Pin Code) 121004

## इलेक्ट्रॉनिक संचार पता (Electronic Communication Address)

Please enter correct Email Id and Mobile Number as OTP will be shared on these for verification.

ईमेल पता (Email Address) #Optional  
Confirm Email Address #Optional  
मोबाइल नंबर (Mobile Number) 91  
Confirm Mobile Number 91  
वैकल्पिक संपर्क सूत्र (Alternate Contact No.) (Optional)

## Permanent Address

☒ Same As Present Address

## Choose Password

कुंजिका (Password)  
कुंजिका की पुष्टि कीजिये (Confirm Password)  
सुरक्षा प्रश्न (Security Question) Which is the website you frequently visit ?  
सुरक्षा जवाब (Security Answer)

## CAPTCHA

Enter CAPTCHA as shown below (case sensitive)

SHRE26  
CAPTCHA WP0463

## Review Page - Online Registration Form

Review the following particulars carefully. If you would like to change any particulars entered, you may do so by pressing "EDIT REGISTRATION FORM" button or press "Submit and Send OTP" button.

## व्यक्तिगत विवरण (Personal Details)

अभ्यर्थी का नाम (Candidate Name):	ABC	पिता का नाम (Father Name):	CAB
माता का नाम (Mother Name):	BCA	अभ्यर्थी की जन्म तिथि (Candidate Date of Birth):	01-04-2012
लिंग (Gender):	Male		

## संपर्क विवरण (Contact Details)

पता (Premises No/ Name):	DELHI	उप-स्थानीयता (Sub-Locality)(Optional):	DELHI
स्थानीयता (Locality):	DELHI	देश (Country):	India
राज्य (State):	DELHI	ज़िला (District):	CENTRAL DELHI
पिन कोड (Pin Code):	121004	ईमेल पता (Email Address):	
मोबाइल नंबर (Mobile Number):		वैकल्पिक संपर्क सूत्र (Alternate Contact No.) (Optional):	--

## Permanent Address

पता (Premises No/ Name):	DELHI	उप-स्थानीयता (Sub-Locality)(Optional):	DELHI
स्थानीयता (Locality):	DELHI	देश (Country):	India
राज्य (State):	DELHI	ज़िला (District):	CENTRAL DELHI
पिन कोड (Pin Code):	121004		

## Account Details

सुरक्षा प्रश्न (Security Question):	Which is the website you frequently visit ?	सुरक्षा जवाब (Security Answer):	(Not shown due to security reasons)	कुंजिका (Password):	(Not shown due to security reasons)
-------------------------------------	---	---------------------------------	-------------------------------------	---------------------	-------------------------------------

## Particulars checklist to be verified

Kindly verify all the particulars listed below carefully and ensure you have filled correct information. No Change will be permitted once Registration Form is Submitted or at any later stage of the examination.

☐ My Name ☐ Father Name ☐ Mother Name ☐ Date of Birth  
☐ Gender ☐ Address ☐ Email ID

## Declaration

I hereby declare that I have filled up this online application after carefully reading the Information Bulletin and fully understanding the provisions/ procedures mentioned therein. I further declare that all the particulars given by me in this application are true to the best of my knowledge and belief. I agree that my result may be withheld not declared/ my candidature may automatically stand cancelled, in case it is found at any point of time in future that false information has been furnished in this application. I shall abide by these terms and conditions as well as those laid down in the Information Bulletin, Public Notices and Advisories issued by NTA regarding this exam from time to time.

☐ I Agree

Only Registered Candidate Login


Please Enter Your Application No and Password To Access Your Account and Complete The Application Process.

कृपया अपने खाते तक पहुंचने और आवेदन प्रक्रिया को पूरा करने के लिए नीचे अपना आवेदन नंबर और पासवर्ड दर्ज करें

Application No  [Forgot Application No ?](#)

Password  [Forgot Password ?](#)

CAPTCHA as shown below (Case Sensitive)

CAPTCHA 

[Log In](#)

Don't have an account? [Register](#)

[Download Information Bulletin](#)

Application Form Steps

- 1. Contact Details
- 2. Personal Details
- 3. Identity Details
- 4. Exam and Center Details
- 5. Qualification Details
- 6. Document Upload
- 7. Final Submit

संपर्क विवरण (Contact Details)

पता (Premises No/ Name)  12, DELHI

उप-स्थानीयता (Sub-Locality)(Optional)  DELHI

स्थानीयता (Locality)  DELHI

देश (Country)  India

राज्य (State)  DELHI

ज़िला (District)  CENTRAL DELHI

पिन कोड (Pin Code)  121004

ईमेल पता (Email Address)  sumit@nta.ac.in

मोबाइल नंबर (Mobile Number)  91  9716784230

वैकल्पिक संपर्क नंबर (Alternate Contact No.) (Optional)

Permanent Address

☒ Same As Present Address

CAPTCHA

Enter CAPTCHA as shown below (Case Sensitive)

CAPTCHA 

[Save & Next](#)

Application Form Steps

- 1. Contact Details
- 2. Personal Details
- 3. Identity Details
- 4. Exam and Center Details
- 5. Qualification Details
- 6. Document Upload
- 7. Final Submit

व्यक्तिगत विवरण (Personal Details)

अभ्यर्थी का नाम (Candidate Name)  ABC

अभ्यर्थी की जन्म तिथि (Candidate Date of Birth)  01  Apr  2012

लिंग (Gender)  Male

पिता का नाम (Father Name)  CAB

माता का नाम (Mother Name)  BCA

राष्ट्रियता (Nationality)  Indian

अभिवास का राज्य (State of Domicile)  ANDHRA PRADESH

श्रेणी (Category)  SC

श्रेणी की पुष्टि करें (Confirm Category)  SC

माता-पिता की कुल वार्षिक आय (Total Annual Income of parents)  Upto Rs. 2.5 Lac

CAPTCHA

Enter CAPTCHA as shown below (Case Sensitive)

CAPTCHA 

[Save & Next](#)

Ministry of Education

Government of India

SHRESHTA 2026

Scheme for Residential Education for Students in High Schools in Targeted Areas

राष्ट्रीय परीक्षा एजेंसी

National Testing Agency

एनटीए

Home

Change Password

Logout

Name: ABC

Application No : 263910000016

Application Form Steps

1. Contact Details

2. Personal Details

3. Identity Details

4. Exam and Center Details

5. Qualification Details

6. Document Upload

7. Final Submit

पढ़ान का विवरण (Identity Type Details)

पढ़ान चुनें (Choose Identity):

Aadhaar

आधार विवरण (Aadhaar Details)

आवेदन संख्या (Application No.):

263910000016

अभ्यर्थी का नाम (Candidate's Name):

ABC

☐ I voluntarily agree to share my child / ward Aadhaar number. I am aware that it will be used to establish his / her identity at various stages for the SHRESHTA 2026 Examination. I am aware that my child / ward's identity will be established by matching his / her personal identification details available in Aadhaar records of UIDAI. मैं मेरे बच्चे/वार्ड की आधार संख्या को साझा करने के लिए स्वेच्छ से सहमत हूँ और यहाँ पर है कि इसका उपयोग यूआईआईआई के आधार रिकॉर्ड में उपलब्ध उसकी व्यक्तिगत पहचान विवरण से मिलान करके, श्रेष्ठ 2026 परीक्षा के विभिन्न चरणों के लिए किया जाएगा।

NOTE: System will not allow you to change Name after Aadhaar Number Authentication. Please ensure to check the details and then proceed further.

नोट: सिस्टम आपको आधार संख्या प्रमाणीकरण के बाद नाम बदलने की अनुमति नहीं देगा। कृपया विवरणों की जाँच करना सुनिश्चित करें और फिर आगे बढ़ें।

CAPTCHA

Enter CAPTCHA as shown below (case sensitive)

CAPTCHA

DH5583

Submit & Next

Ministry of Education

Government of India

SHRESHTA 2026

Scheme for Residential Education for Students in High Schools in Targeted Areas

राष्ट्रीय परीक्षा एजेंसी

National Testing Agency

एनटीए

Home

Change Password

Logout

Name: ABC

Application No : 263910000016

Application Form Steps

1. Contact Details

2. Personal Details

3. Identity Details

4. Exam and Center Details

5. Qualification Details

6. Document Upload

7. Final Submit

Applied for

कक्षा जिसके लिए प्रवेश मांग रहा है (Class for which admission is sought)

Class IX

परीक्षा केंद्र का विकल्प: विकल्प I (Choice of Exam Centre: Choice I)

ASSAM

GUWAHATI

परीक्षा केंद्र का विकल्प: विकल्प II (Choice of Exam Centre: Choice II)

BIHAR

GAYA

परीक्षा केंद्र का विकल्प: विकल्प III (Choice of Exam Centre: Choice III)

CHANDIGARH

CHANDIGARH

परीक्षा केंद्र का विकल्प: विकल्प IV (Choice of Exam Centre: Choice IV)

ANDAMAN AND NICOBAR ISLANDS

PORT BLAIR

पिता/अभिभावक व्यवसाय (Father/ Guardian Occupation)

AGRICULTURE

पिता/अभिभावक योग्यता (Father/ Guardian Qualification)

GRADUATE

माता/अभिभावक व्यवसाय (Mother/ Guardian Occupation)

ENGINEERING

माता/अभिभावक योग्यता (Mother/ Guardian Qualification)

GRADUATE

CAPTCHA

Enter CAPTCHA as shown below (case sensitive)

CAPTCHA

70EEM

Save & Next

Ministry of Education

Government of India

SHRESHTA 2026

Scheme for Residential Education for Students in High Schools in Targeted Areas

राष्ट्रीय परीक्षा एजेंसी

National Testing Agency

एनटीए

Home

Change Password

Logout

Name: ABC

Application No : 263910000016

Application Form Steps

1. Contact Details

2. Personal Details

3. Identity Details

4. Exam and Center Details

5. Qualification Details

6. Document Upload

7. Final Submit

Details of Academic Qualification

10th or equivalent (details as per Class 10th board marksheet) Qualification Details

पास स्थिति (Pass Status)

Passed

उत्तीर्ण / उपस्थित होने का वर्ष (Year of Passing/appearing)

2025

परीक्षा का नाम (Name of Examination)

10th or Equivalent

वर्तमान शिक्षण में शिक्षा का स्तर (Medium of education in present school)

English

वर्तमान शिक्षण राज्य (Present School State)

BIHAR

वर्तमान शिक्षण से संबद्ध है (Present School is affiliated with)

State Board

वर्तमान शिक्षण जिला (Present School District)

ARRAH

वर्तमान शिक्षण मोड (Result Mode)

Percentage

Total Marks

500

Obtained Marks

250

Marks(%)

50

शिक्षण का नाम और पता (School Name & Address)

abc

पिन कोड (Pincode)

802115

CAPTCHA

Enter CAPTCHA as shown below (case sensitive)

CAPTCHA

908074

Save & Next

Ministry of Education

Government of India

SHRESHTA 2026

Scheme for Residential Education for Students in High Schools in Targeted Areas

राष्ट्रीय परीक्षा एजेंसी

National Testing Agency

एनटीए

Home

Change Password

Logout

Name: ABC

Application No : 263910000016

Application Form Steps

1. Contact Details

2. Personal Details

3. Identity Details

4. Exam and Center Details

5. Qualification Details

6. Document Upload

7. Final Submit

दस्तावेज अपलोड (Document Upload)

Please make sure that all submitted documents adhere to the specifications mentioned in the table below.

कृपया सुनिश्चित करें कि सभी प्रस्तुत दस्तावेज नीचे दी गई सविधान में उल्लिखित विनिर्देशों का पालन करते हैं।

S.No.	Required Document	Document Specifications	Upload	Action	View
1	फोटो (Photograph)	Document Format: JPG/JPEG Min Size (KB): 10 Max Size (KB): 200	<div>Choose File</div> No file chosen		<a href="#">Click here to view uploaded document</a>
2	बाई हाथ का अंगूठा का निशान (Left-Hand Thumb Impression)	Document Format: JPG/JPEG Min Size (KB): 10 Max Size (KB): 50	<div>Choose File</div> No file chosen		<a href="#">Click here to view uploaded document</a>
3	हस्ताक्षर (Signature)	Document Format: JPG/JPEG Min Size (KB): 10 Max Size (KB): 50	<div>Choose File</div> No file chosen		<a href="#">Click here to view uploaded document</a>
4	एससी सर्टिफिकेट / अंडरटेकिंग अपलोड करें (Upload SC Certificate / Undertaking)	Document Format: PDF Min Size (KB): 50 Max Size (KB): 300	<div>Choose File</div> No file chosen		<a href="#">Click here to view uploaded document</a>
5	आय प्रमाणपत्र (Income Certificate)	Document Format: PDF Min Size (KB): 50 Max Size (KB): 300	<div>Choose File</div> No file chosen		<a href="#">Click here to view uploaded document</a>

CAPTCHA

Enter CAPTCHA as shown below (case sensitive)

SHRE26

CAPTCHA

3AGB85

Save & Next



## Application Form Steps

- 1. Contact Details
- 2. Personal Details
- 3. Identity Details
- 4. Exam and Center Details
- 5. Qualification Details
- 6. Document Upload
- 7. Final Submit

## Review Page - Online Application Form

Review the following particulars carefully. If you would like to change any particulars entered, you may do so by using 'Left Links' button or press 'FINAL SUBMISSION OF APPLICATION' button for final submission.

## व्यक्तिगत विवरण (Personal Details)

अपनी का नाम (Candidate Name):	ABC
अपनी की का तिथि (Candidate Date of Birth):	01-04-2012
लिंग (Gender):	Male
पिता का नाम (Father Name):	CAB
माता का नाम (Mother Name):	BCA
अभिवासा का राज्य (State of Domicile):	ANDHRA PRADESH
श्रेणी (Category):	SC
माता पिता की कुल वार्षिक आय (Total Annual Income of parents):	Upto Rs. 2.5 Lac
राष्ट्रियता (Nationality):	Indian
पहचान सत्यापित (Identity Verified):	School Id Card DELHI1234

## Applied for

कक्षा जिसके लिए प्रवेश प्राप्त है (Class for which admission is sought):	Class IX
परीक्षा केंद्र का विकल्प: विकल्प I (Choice of Exam Centre: Choice I):	GUWAHATI (ASSAM)
परीक्षा केंद्र का विकल्प: विकल्प II (Choice of Exam Centre: Choice II):	GAYA (BIHAR)
परीक्षा केंद्र का विकल्प: विकल्प III (Choice of Exam Centre: Choice III):	CHANDIGARH (CHANDIGARH)
परीक्षा केंद्र का विकल्प: विकल्प IV (Choice of Exam Centre: Choice IV):	PORT BLAIR (ANDAMAN AND NICOBAR ISLANDS)
पिता/अभिभावक व्यवसाय (Father/ Guardian Occupation):	AGRICULTURE
पिता/अभिभावक योग्यता (Father/ Guardian Qualification):	GRADUATE
माता/अभिभावक व्यवसाय (Mother/ Guardian Occupation):	ENGINEERING
माता/अभिभावक योग्यता (Mother/ Guardian Qualification):	GRADUATE

## Class VIII Qualification Details

पास स्थिति (Pass Status):	Passed	उत्तीर्ण/उपस्थित होने का वर्ष (Year of Passing/appearing):	2025
वर्तमान शिक्षण मीडिया का माध्यम (Medium of education in present school):	English	परीक्षा का नाम (Name of Examination):	Class VIII
वर्तमान शिक्षण से संबद्ध है (Present School is affiliated with):	State board	वर्तमान शिक्षण राज्य (Present School State):	BIHAR
वर्तमान शिक्षण जिला (Present School District):	LAKHISARAI	परिणाम मोड (Result Mode):	Percentage
Obtained Marks :	250	Total Marks :	500
Marks(%) :	50	शैक्षणिक का नाम और पता (School Name & Address):	ABC
पिन कोड (Pincode):	802115		

## संपर्क विवरण (Contact Details)

पता (Premises No/ Name)	12, DELHI
उप-स्थानीयता (Sub-Locality)	DELHI
स्थानीयता (Locality)	DELHI
देश (Country)	India
राज्य (State)	DELHI
जिला (District)	CENTRAL DELHI
पिन कोड (Pin Code)	121004
ईमेल पता (Email Address)	
मोबाइल नंबर (Mobile Number)	
वैकल्पिक संपर्क नंबर (Alternate Contact No.) (Optional)	NA

## Permanent Address

पता (Premises No/ Name)	12, DELHI
उप-स्थानीयता (Sub-Locality)	DELHI
स्थानीयता (Locality)	DELHI
देश (Country)	India
राज्य (State)	DELHI
जिला (District)	CENTRAL DELHI
पिन कोड (Pin Code)	121004

## Upload Scanned Files

Sr.No	Document	Display
1	फोटो (Photograph)	
2	बाई हथ का अंगूठे का छाप (Left-Hand Thumb Impression)	
3	हस्ताक्षर (Signature)	
4	एचसी सर्टिफिकेट / अंडरटेकिंग अस्पष्ट करें (Upload SC Certificate / Undertaking)	
5	आय प्रमाणपत्र (Income Certificate)	

## Particulars checklist to be verified

Kindly verify all the particulars listed below carefully. Once submitted Application Form finally, changes can not be made.

- ☐ My Name ☐ Father Name ☐ Mother Name ☐ Date of Birth ☐ Gender  
☐ Category ☐ Examination Cities ☐ Educational Details

## Declaration

I hereby declare that I have filled up this online application after carefully reading the Information Bulletin and fully understanding the provisions/ procedures mentioned therein. I further declare that all the particulars given by me in this application are true to the best of my knowledge and belief. I agree that my result may be withheld/ not declared/ my candidature may automatically stand cancelled, in case it is found at any point of time in future that false information has been furnished in this application. I shall abide by these terms and conditions as well as those laid down in the Information Bulletin, Public Notices and Advisories issued by NTA regarding this exam from time to time.

☒ I Agree



## Review Page !!


Please review the following information before 'FINAL SUBMIT'  
If you would like to change any information, please use the links provided on the 'Left menu bar'

Once you submit the form you will not be able to modify any information.


कृपया 'FINAL SUBMIT' करने से पहले दी गई जानकारी को ध्यानपूर्वक जाँच लें।  
यदि आप किसी जानकारी में बदलाव करना चाहते हैं, तो 'बाएँ मेन्यू बार' में दिए गए लिंक का उपयोग करें।

एक बार फॉर्म सबमिट करने के बाद आप किसी भी जानकारी में संशोधन नहीं कर पाएंगे।

Close

**Ministry of Education**  
Government of India

**Scheme for Residential Education for Students in High Schools in Targeted Areas**  
SHRESHTA 2026

**राष्ट्रीय परीक्षा एजेंसी**  
National Testing Agency

Home | Change Password | Logout

Name: ABC | Application No : 263910000010

Verify your Registered Email Id

Registered Email Id

sum\*\*@nta.ac.in


Enter CAPTCHA as shown below

CAPTCHA


80Y311

Submit & Get OTP

Change Email Id

**Ministry of Education**  
Government of India

**Scheme for Residential Education for Students in High Schools in Targeted Areas**  
SHRESHTA 2026

**राष्ट्रीय परीक्षा एजेंसी**  
National Testing Agency

Home | Change Password | Logout

Name: ABC | Application No : 263910000010

System just sent a One Time Password (OTP) to your Registered Email Id

Registered Email Id


sum\*\*@nta.ac.in

Enter One Time Password (OTP)

Verify

Note: Didn't get the OTP on Email? Sometimes it can take up to 15 minutes. If it's been longer than that, Click **RESEND CODE** to resend an One Time Password (OTP) to your registered Email Id.

Disclaimer:  
This site is designed, developed and hosted by Public Examination Projects (PEP) Division, NIC and the contents are provided by NTA. For any further information, please contact NTA. (Ver 1.0.136.2.0)



## Activities

- Registration Form
- View Application Form
- Download Confirmation Page
- Download Confirmation Page
- Verify Mobile No. & Email Id
- Mobile No. - Verified
- Email Id - Verified

## Current Status

Registration Form	Completed
Application Form	Completed
Mobile Number Verification	Completed
Email Id Verification	Completed

You have completed all the steps of online Application Form.  
Now download the confirmation page.

Application Number : 263910000010

Download Confirmation Page

[Click here to send Confirmation Page on your registered e-mail id](#) [Click here to download Confirmation Page](#) [Click here to go back](#)

Application Number 263910000010



DO NOT SEND THIS PAGE TO NATIONAL TESTING AGENCY (NTA).

CANDIDATE IS REQUESTED TO RETAIN THE PRINTOUT OF CONFIRMATION PAGE FOR FUTURE REFERENCE.

## व्यक्तिगत विवरण (Personal Details)

अभ्यर्थी का नाम (Candidate Name)	ABC	अभ्यर्थी की जन्म तिथि (Candidate Date of Birth)	01-04-2012
माता का नाम (Mother Name)	BCA	लिंग (Gender)	Male
पिता का नाम (Father Name)	CAB	राष्ट्रियता (Nationality)	Indian
अधिवास का राज्य (State of Domicile)	ANDHRA PRADESH		
श्रेणी (Category)	SC		
माता-पिता की कुल वार्षिक आय (Total Annual income of parents)	Upto Rs. 2.5 Lac		
पहचान सत्यापित (Identity Verified)	School Id Card DELHI1234		

## Applied for

कक्षा जिसके लिए प्रवेश मांगा गया है (Class for which admission is sought)	<input checked="" type="checkbox"/> Class IX
पिता/अभिभावक व्यवसाय (Father/ Guardian Occupation)	AGRICULTURE
पिता/अभिभावक योग्यता (Father/ Guardian Qualification)	GRADUATE
माता/अभिभावक व्यवसाय (Mother/ Guardian Occupation)	ENGINEERING
माता/अभिभावक योग्यता (Mother/ Guardian Qualification)	GRADUATE
परीक्षा केंद्र का विकल्प: विकल्प I (Choice of Exam Centre: Choice I)	ASSAM - GUWAHATI
परीक्षा केंद्र का विकल्प: विकल्प II (Choice of Exam Centre: Choice II)	BIHAR - GAYA
परीक्षा केंद्र का विकल्प: विकल्प III (Choice of Exam Centre: Choice III)	CHANDIGARH - CHANDIGARH
परीक्षा केंद्र का विकल्प: विकल्प IV (Choice of Exam Centre: Choice IV)	ANDAMAN AND NICOBAR ISLANDS - PORT BLAIR

## संपर्क विवरण (Contact Details)

पता (Premises No/ Name), उप-स्थानीयता (Sub-Locality), स्थानीयता (Locality)	12, DELHI, DELHI, DELHI
जिला (District), राज्य (State), देश (Country), पिन कोड (Pin Code)	CENTRAL DELHI, DELHI, India, 121004
ईमेल पता (Email Address)	
मोबाइल नंबर (Mobile Number)	
वैकल्पिक संपर्क सूत्र (Alternate Contact No.) (Optional)	NA

## Permanent Address

पता (Premises No/ Name), उप-स्थानीयता (Sub-Locality), स्थानीयता (Locality)	12, DELHI, DELHI, DELHI
जिला (District), राज्य (State), देश (Country), पिन कोड (Pin Code)	CENTRAL DELHI, DELHI, India, 121004

## Images Captured by Candidate

Photo	Left Hand Thumb Impression	Signature



011-40759000



## National Testing Agency

(An autonomous organization under the Department of  
Higher Education, Ministry of Education, Government of India)

---

Help Line: For Technical support, contact following during  
Working days between 10.00 a.m. and 5.00 p.m.

---

Website -: [www.nta.ac.in](http://www.nta.ac.in), <https://exams.nta.nic.in>

Email -: [shreshta@nta.ac.in](mailto:shreshta@nta.ac.in)