

GOVERNMENT OF HARYANA

FINANCE DEPARTMENT

**PROFILE OF
STATE PUBLIC ENTERPRISES**

**FOR THE YEAR
2020-21 & 2021-22**

**FINANCIAL & PHYSICAL STATUS OF
STATE PUBLIC ENTERPRISES VIZ.
CORPORATIONS/COMPANIES &
COOPERATIVE INSTITUTIONS**

PREFACE

Haryana Bureau of Public Enterprises is the nodal Department for state PSEs to monitor and review the performance of SPEs. The Public Sector Enterprises were setup with the objective of employment generation, promoting tourism and industry, welfare of people of the state, maintenance of stable price level and effective utilization of financial resources.

The report contains the data of 43 state PSEs functional under 14 Administrative Departments, out of which 24 are registered under the Companies Act, 1956 and 19 are registered under the Cooperative Societies Act, 1984. Haryana Bureau of Public Enterprises has been publishing reports regularly on the overall status of the physical and financial performance of the SPEs with regard to investment, profitability, employment generation etc. The report is prepared on the basis of audited/provisional data submitted by the PSEs.

The total investment in these 43 Public Sector Enterprises in the form of paid up share capital has increased from Rs. 38254.84 Cr. to Rs. 38371.77.Cr. in the year 2021-2022 over the previous year 2020-2021. The State Govt. along has contributed Rs. 36960.76 Cr. i.e. 96%. As regards financial performance, the turnover of these SPEs have increased by Rs. 63103.51 Cr. to Rs. 71288.73 Cr i.e. 12.88% in the year 2021-22 over the previous year 2020-21. However the number of PSEs in profit along-with the quantum of profit depicted an erratic trend over the last five years.

I hope that this profile will be useful to Public Sector Enterprises and will help them in their policy initiatives for charting the course of the PSEs on a path of robust growth and socio-economic contribution.

I commend Haryana Bureau of Pubic Enterprises for compiling and publishing this State profile on an annual basis. Suggestions are welcome for improving subsequent publications in this regard.

(Anurag Rastogi)
Additional Chief Secretary to Govt., Haryana,
Finance Department

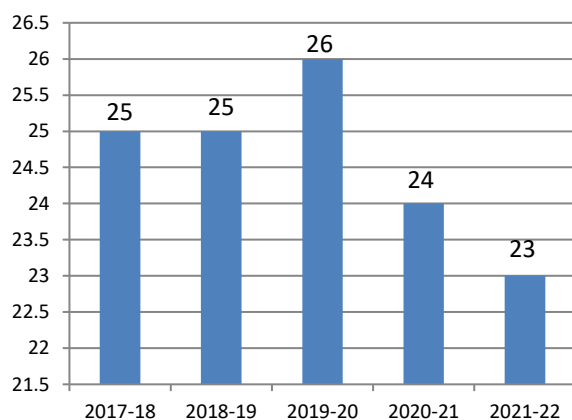
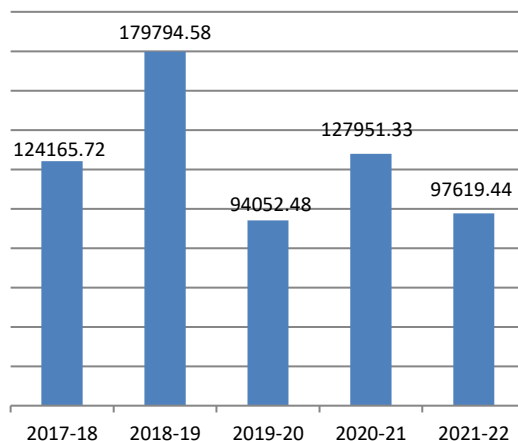
Sr. No	INDEX	Page Number
	Preface	(i)
	<u>Analysis of the Profitability of PSEs over the last five years</u>	(iv)
	<u>Analysis of the Profitability of Companies over the last five years</u>	(v)
	<u>Analysis of the Profitability of Cooperatives over the last five years</u>	(vi)
	Consolidated State Profile	(vii)
	<u>Consolidated PSU profile under Companies Act</u>	(viii)
	<u>Consolidated PSU profile under Cooperative Act</u>	(ix)
	<u>Public Enterprises Registered under the Companies Act, 1956</u>	
1.	Haryana Agro Industries Corporation Limited	1-3
2.	Haryana Seeds Development Corporation Limited	4-6
3.	Haryana Land Reclamation & Development Corporation Limited	7-9
4.	Haryana State Warehousing Corporation	10-12
5.	Haryana Police Housing Corporation Limited	13-15
6.	Haryana Scheduled Castes Finance & Development Corporation Limited	16-18
7.	Haryana Backward Classes & Economically Weaker Sections Kalyan Nigam Limited	19-21
8.	Haryana Women Development Corporation Limited	22-24
9.	Haryana Forest Development Corporation Limited	25-27
10.	Haryana State Roads & Bridges Development Corporation Limited	28-30
11.	Haryana Financial Corporation Limited	31-33
12.	Haryana State Industrial and Infrastructure Development Corporation Limited	34-35
13.	Haryana Power Generation Corporation Limited	36-38
14.	Haryana Vidyut Prasaran Nigam Limited	39-41
15.	Uttar Haryana Bijli Vitran Nigam Limited	42-44
16.	Dakshin Haryana Bijli Vitran Nigam Limited	45-47
17.	Haryana Tourism Corporation Limited	48-50
18.	Haryana State Electronics Development Corporation Limited	51-53
19.	Haryana Roadways Engineering Corporation Limited	54-56
20.	Haryana State Medical Services Corporation limited	57-59

Sr. No	INDEX	Page Number
21.	Haryana Mass Rapid Transport Corporation Limited	60-61
22.	Haryana Knowledge Corporation limited	62-64
23.	Gurgaon Technology Park Limited	65-67
24.	Haryana International Horticulture Marketing Corporation	68-69
Public Enterprises Registered under the Cooperative Societies Act, 1984		
25.	Haryana State Cooperative Supply & Marketing Federation Limited (HAFED)	70-72
26.	The Panipat Cooperative Sugar Mills Ltd., Panipat	73-75
27.	The Karnal Cooperative Sugar Mills Ltd., Karnal	76-78
28.	The Kaithal Cooperative Sugar Mills Ltd., Kaithal	79-81
29.	The Sonipat Cooperative Sugar Mills Ltd., Sonipat	82-84
30.	The Shahabad Cooperative Sugar Mills Ltd., Shahabad	85-87
31.	The Meham Cooperative Sugar Mills Ltd., Meham.	88-90
32.	The Jind Cooperative Sugar Mills Ltd., Jind.	91-93
33.	The Palwal Cooperative Sugar Mills Ltd., Palwal.	94-96
34.	The Haryana Cooperative Sugar Mills Ltd., Rohtak	97-99
35.	Ch. Devi Lal Cooperative Sugar Mills Ltd., Gohana	100-102
36.	Haryana State Federation of Cooperative Sugar Mills Limited	103-104
37.	Haryana State Federation of Consumers Cooperative Wholesale Stores Limited (CONFED)	105-107
38.	Haryana State Cooperative Apex Bank Limited	108-110
39.	Haryana State Cooperative Agriculture & Rural Development Bank Limited	111-113
40.	Haryana State Cooperative Development Federation Limited (HARCOFED)	114-116
41.	Haryana Dairy Development Cooperative Federation Limited	117-119
42.	Haryana State Cooperative Labour & Construction Federation Limited	120-122
43.	Haryana State Cooperative Housing Federation Limited	123-125

Analysis of the Profitability of PSEs over the last five years (2017-18 to 2021-22)
(Rs. in Lakh)

	2017-18		2018-19		2019-20		2020-21		2021-22	
Companies										
	Amount	No.	Amount	No.	Amount	No.	Amount	No.	Amount	No.
Profit	110946.47	18	170486.50	18	74110.55	18	100054.02	16	64891.12	16
Loss	2000.81	5	1450.03	5	1555.41	6	38888.48	8	46390.73	8
Total	108945.66	23	169036.47	23	72555.14	24	61165.54	24	18500.39	24
Cooperatives										
Profit	13219.25	7	9308.08	7	19941.93	8	27897.31	8	32728.32	7
Loss	53097.97	11	80740.4	11	59571.79	10	63532.07	10	72259.30	11
Total	-39878.72	18	-71432.32	18	-39629.86	18	-35634.76	18	-39530.98	18

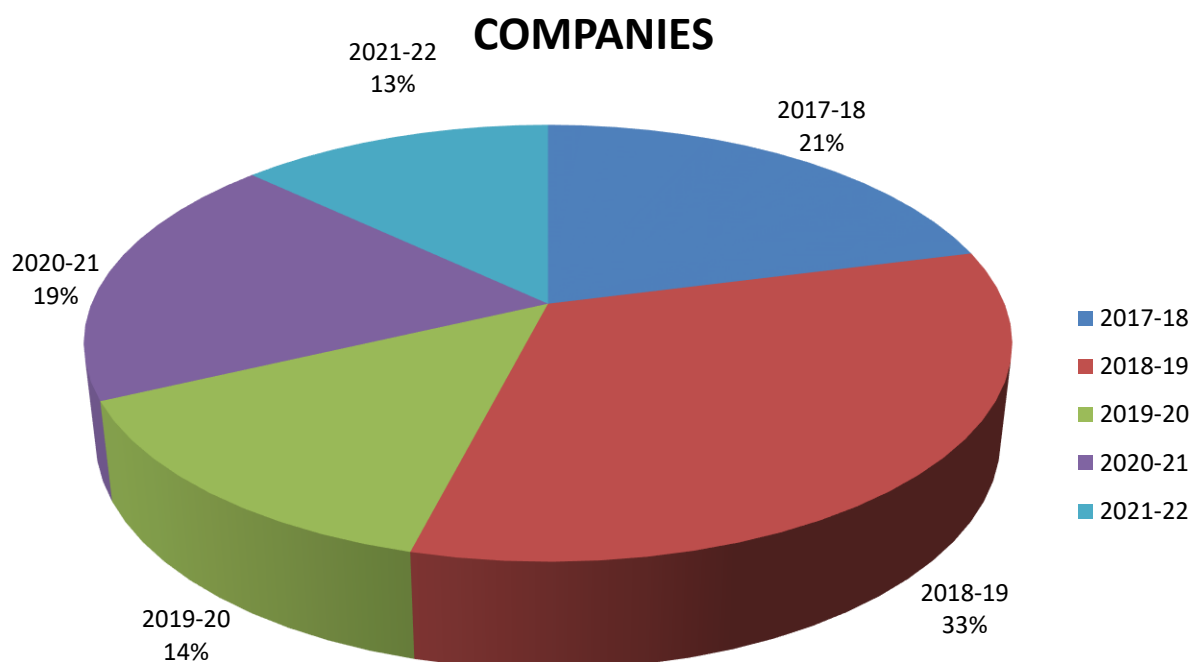
Following graph depicts total number of PSE's in profit from last five Financial Years i.e. 2017-18 to 2021-22. A growth in the number of PSE's in profit can be seen from the graph.

**Total number of PSE's in profit in last five Financial Years
(2017-18 to 2021-22)**
**Profit of all PSE's in last five Financial Years
(2017-18 to 2021-22)
(Rs. in Lakh)**
No. in Profit

Amount


Analysis of the Profitability of Companies over the last five years (2017-18 to 2021-22)
(Rs. In Lakh)

	2017-18		2018-19		2019-20		2020-21		2021-22	
Companies	Amount	No.	Amount	No.	Amount	No.	Amount	No.	Amount	No.
Profit	110946.47	18	170486.50	18	74110.55	18	100054.02	16	64891.12	16
Loss	2000.81	5	1450.03	5	1555.41	6	38888.48	8	46390.73	8
Total	108945.66	23	169036.47	23	72555.14	24	61165.54	24	18500.39	24

Graph shows profitability of the Companies over the last five Financial Years i.e. 2017-18 to 2021-22. Clearly, the Year 2018-19 has been the best performer out of all the five years. The profit in Financial year 2017-18 was Rs. 110946.47 Lakh, whereas, the total profit is of the tune of Rs. 64891.12 Lakh in the Financial Year 2021-22.

Graph Indicating quantum of Profit in last five Financial Years (2017-18 to 2021-22)


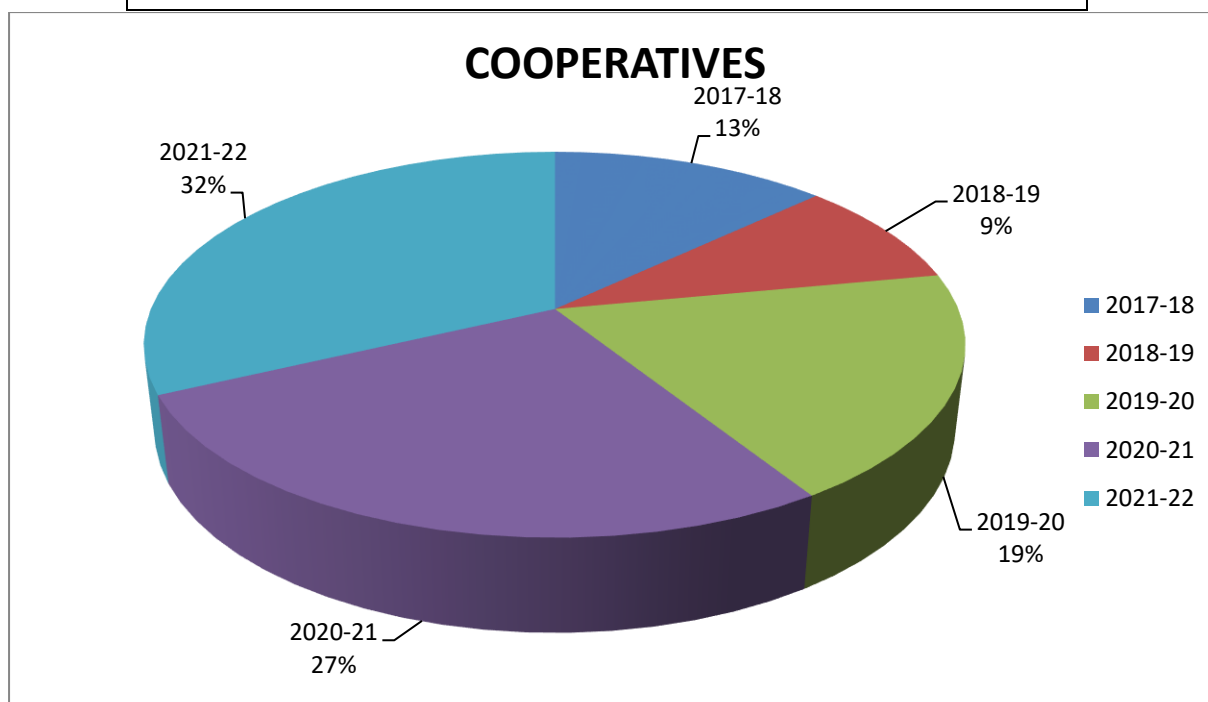
Analysis of the Profitability of Cooperatives over the last five years (2017-18 to 2021-22)

(Rs. In Lakh)

	2017-18		2018-19		2019-20		2020-21		2021-22	
	Amount	No.	Amount	No.	Amount	No.	Amount	No.	Amount	No.
Profit	13219.25	7	9308.08	7	19941.93	8	27897.31	8	32728.32	7
Loss	53097.97	11	80740.4	11	59571.79	10	63532.07	10	72259.30	11
Total	-39878.72	18	-71432.32	18	-39629.86	18	-35634.76	18	-39530.98	18

Graph shows profitability of various Cooperatives over the last five Financial Years i.e. 2017-18 to 2021-22. The profit in Financial year 2017-18 was Rs. 13219.25 Lakh (13%), whereas, the total profit is Rs.32728.32 Lakh (32%) in the Financial Year 2021-22. However, out of 19 co-operatives, one co-operative is working on no profit-no loss basis.

Graph Indicating quantum of Profit in last five Financial Years (2017-18 to 2021-22)



Consolidated Statement for all 43 Enterprises				
Financial and Manpower data for the years 2020-21 & 2021-22				
Sr. No.	Particulars			Rs. in Lakh
			2020-21	2021-22
1	Authorised Capital			5317758.66
2	Paid up share capital			5318248.59
	2.1	Central Govt.	3997.86	3997.86
	2.2	State Govt.	3682474.67	3696076.17
	2.3	Others	139011.33	137102.47
		Total	3825483.86	3837176.50
3	Reserves & Surplus			-295545.26
4	Loans			-160684.22
	4.1	Central Govt. Loan	3737.13	3722.33
	4.2	State Govt. Loan	460162.12	522561.74
	4.3	Others	2263637.81	2320419.68
	4.4	Working Capital	1930957.31	1874445.34
		Total	4658494.37	4721149.09
5	Grant-in-aid			377873.90
6	Current Assets, Loan & Advances			445635.25
7	Current Liabilities & Provisions			6429452.53
8	Net Working Capital			5913408.27
9	Turnover/Revenue			516044.26
	9.1	from Govt. assigned activities	2136075.52	2533267.34
	9.2	from other core activities	4135076.18	4553223.23
	9.3	From miscellaneous activities	39199.62	36382.54
		Total	6310351.32	7122873.11
10	Profit / Loss (PAIT)			
	10.1	from Govt. assigned activities	-29715.64	-34924.15
	10.2	from other core activities	55327.84	13956.36
	10.3	From miscellaneous activities	-81.42	-62.80
		Total	25530.78	-21030.59
11	Accumulated P/L			-2898201.23
12	Dividend paid during the year			-2985878.50
13	Status of Accounts (Audited upto the year)			0.00
14	Manpower			1476.02
	14.1	Sanctioned posts (Nos.)	66901	70253
	14.2	Filled up posts (Nos.)		
	1	No. of Group A employees	1169	1158
	2	No. of Group B employees	1475	1559
	3	No. of Group C employees	24008	24148
	4	No. of Group D employees	5344	4947
	A	Total (Regular posts 14.2(1) to 14.2(4)	31996	31812
	5	No. of Adhoc employees	140	172
	6	No. of contingency paid employees	345	476
	7	No. of work charged employees	210	249
	8	No. of contract employees	23095	23031
	B	Total (other than regular posts 14.2(5) to 14.2(8)	23790	23928
	C	Grand total (A+B)	55786	55740
	14.3	Actual expenditure (including DC)	499484.73	561335.88
Notes:- DC means Diminishing Cadre				

Consolidated Statement of Companies				
Financial data for the years 2020-21 & 2021-22				
Sr. No.	Particulars			Rs. in Lakh
			2020-21	2021-22
1	Authorised Capital			5195420.00
2	Paid up share capital			
	2.1	Central Govt.	2775.86	2775.86
	2.2	State Govt.	3627076.02	3637031.26
	2.3	Others	105970.26	102688.59
		Total	3735822.14	3742495.71
3	Reserves & Surplus			-595991.76
4	Loans			
	4.1	Central Govt. Loan	296.00	281.20
	4.2	State Govt. Loan	33202.60	21019.62
	4.3	Others	1786851.11	1777070.08
	4.4	Working Capital	938888.50	1105803.01
		Total	2759238.21	2904173.91
5	Grant-in-aid			368267.79
6	Current Assets, Loan & Advances			4339019.82
7	Current Liabilities & Provisions			3948580.55
8	Net Working Capital			390439.27
9	Turnover/Revenue			
	9.1	from Govt. assigned activities	2068235.00	2472968.01
	9.2	from other core activities	2293391.21	2583755.39
	9.3	From miscellaneous activities	34722.62	31106.26
		Total	4396348.83	5087829.66
10	Profit / Loss (PAIT)			
	10.1	from Govt. assigned activities	-33270.39	-39563.05
	10.2	from other core activities	94849.48	58591.17
	10.3	From miscellaneous activities	-413.55	-527.73
		Total	61165.54	18500.39
11	Accumulated P/L			-2424884.71
12	Dividend paid during the year			0.00
13	Status of Accounts (Audited upto the year)			
14	Manpower			
	14.1	Sanctioned posts (Nos.)	57263	60602
	14.2	Filled up posts (Nos.)		
	1	No. of Group A employees	1035	1037
	2	No. of Group B employees	1355	1454
	3	No. of Group C employees	21304	21636
	4	No. of Group D employees	2367	2197
	A	Total (Regular posts 14.2(1) to 14.2(4))	26061	26324
	5	No. of Adhoc employees	1	1
	6	No. of contingency paid employees	236	225
	7	No. of work charged employees	51	54
	8	No. of contract employees	20888	20926
	B	Total (other than regular posts 14.2(5) to 14.2(8))	21176	21206
	C	Grand total (A+B)	47237	47530
	14.3	Actual expenditure (including DC)	445721.01	503412.53
Notes:- DC means Diminishing Cadre				

Consolidated Statement of Cooperative				
Financial data for the years 2020-21 & 2021-22				
Sr. No.	Particulars		Rs. in Lakh	
			2020-21	2021-22
1	Authorised Capital		122338.66	122828.59
2	Paid up share capital			
	2.1	Central Govt.	1222.00	1222.00
	2.2	State Govt.	55398.65	59044.91
	2.3	Others	33041.07	34413.88
		Total	89661.72	94680.79
3	Reserves & Surplus		300446.50	324771.64
4	Loans			
	4.1	Central Govt. Loan	3441.13	3441.13
	4.2	State Govt. Loan	426959.52	501542.12
	4.3	Others	476786.70	543349.60
	4.4	Working Capital	992068.81	768642.33
		Total	1899256.16	1816975.18
5	Grant-in-aid		9606.11	11626.85
6	Current Assets, Loan & Advances		2090432.71	2002509.21
7	Current Liabilities & Provisions		1964827.72	1850230.13
8	Net Working Capital		125604.99	152279.08
9	Turnover/Revenue			
	9.1	from Govt. assigned activities	67840.52	60299.33
	9.2	from other core activities	1841684.97	1969467.84
	9.3	From miscellaneous activities	4477.00	5276.28
		Total	1914002.49	2035043.45
10	Profit / Loss (PAIT)			
	10.1	from Govt. assigned activities	3554.75	4638.90
	10.2	from other core activities	-39521.64	-44634.81
	10.3	From miscellaneous activities	332.13	464.93
		Total	-35634.76	-39530.98
11	Accumulated P/L		-473316.52	-533110.07
12	Dividend paid during the year		0.00	652.93
13	Status of Accounts (Audited upto the year)			
14	Manpower			
	14.1	Sanctioned posts (Nos.)	9638	9651
	14.2	Filled up posts (Nos.)		
	1	No. of Group A employees	134	121
	2	No. of Group B employees	120	105
	3	No. of Group C employees	2704	2512
	4	No. of Group D employees	2977	2750
	A	Total (Regular posts 14.2(1) to 14.2(4))	5935	5488
	5	No. of Adhoc employees	139	171
	6	No. of contingency paid employees	109	251
	7	No. of work charged employees	159	195
	8	No. of contract employees	2207	2105
	B	Total (other than regular posts 14.2(5) to 14.2(8))	2614	2722
	C	Grand total (A+B)	8549	8210
	14.3	Actual expenditure (including DC)	53763.72	57923.35
Notes:- DC means Diminishing Cadre				

Haryana Agro Industries Corporation Ltd.		
Company Profile		
1.1	Year of Incorporation (Date)	30.03.1967
1.2	Act under which incorporated	The Companies Act, 1956
1.3	Contact details (Registered / Corporate Office)	
	1.3.1 Address	Bays No. 15-20, Sector 4, Panchkula
	1.3.2 District	Panchkula
	1.3.3 State	Haryana
	1.3.4 Pin	134109
	1.3.5 URL address, if any	www.haic.co.in
	1.3.6 E-mail address, if any	Haicpkl@gmail.com Haicaccts@gmail.com
	1.3.7 Telephone Numbers	2562317
	1.3.8 Fax Numbers	
<p>Main Objectives:-</p> <p>(1) To assist, aid, finance and promote agro-industries, such as poultry, dairy and other agro based industries, land development and seed related activities and undertake and manufacture agriculture implements, agricultural machinery and other materials and equipment required for these industries in Haryana and in India and to sell the products of these industries.</p> <p>(2) To promote any agricultural, commercial, or industrial enterprise, establishment, company or concern.</p> <p>(3) To acquire, purchase, give or sell implements, machinery, equipment, appliances, tools etc. either on hire-purchase system or on payment by instalments as may be of interest to the company.</p>		

Haryana Agro Industries Corp. Ltd.(HAIC)						
Financial data for the years 2020-21 & 2021-22						
Sr. No.	Particulars				Rs. in Lakh	
					2020-21	2021-22
1	Authorised Capital				1000.00	1000.00
2	Paid up share capital					
	2.1	Central Govt.			160.21	160.21
	2.2	State Govt.			253.83	253.83
	2.3	Others			0.00	0.00
		Total			414.04	414.04
3	Reserves & Surplus				-16380.37	-18362.94
4	Loans					
	4.1	Central Govt. Loan			0.00	0.00
	4.2	State Govt. Loan			0.00	0.00
	4.3	Others			1408.40	3246.47
	4.4	Working Capital			32415.74	32270.74
		Total			32824.14	35517.21
5	Grant-in-aid				0.00	0.00
6	Current Assets, Loan & Advances				17068.36	17465.63
7	Current Liabilities & Provisions				35488.77	35971.69
8	Net Working Capital				18420.41	-18506.06
9	Turnover/Revenue					
	9.1	from Govt. assigned activities			0.00	0.00
	9.2	from other core activities			8734.35	10625.60
	9.3	From miscellaneous activities			610.72	648.78
		Total			9345.07	11274.38
10	Profit / Loss (PAIT)					
	10.1	from Govt. assigned activities			0.00	0.00
	10.2	from other core activities			-759.28	-1894.81
	10.3	From miscellaneous activities			0.00	0.00
		Total			-759.28	-1894.81
11	Accumulated P/L				-16380.37	-18362.94
12	Dividend paid during the year				0.00	0.00
13	Status of Accounts (Audited upto the year)				2019-20	2019-20
14	Manpower					
	14.1	Sanctioned posts (Nos.)			27	27
	14.2	Filled up posts (Nos.)				
		1	No. of Group A employees		2	2
		2	No. of Group B employees		4	3
		3	No. of Group C employees		9	8
		4	No. of Group D employees		29	20
		A	Total (Regular posts 14.2(1) to 14.2(4)		44	33
		5	No. of Adhoc employees		0	0
		6	No. of contingency paid employees		55	55
		7	No. of work charged employees		0	0
		8	No. of contract employees		148	212
		B	Total (other than regular posts 14.2(5) to 14.2(8)		203	267
		C	Grand total (A+B)		247	300
	14.3	Actual expenditure (including DC)			930.40	1240.16
Notes:- DC means Diminishing Cadre						

Haryana Agro Industries Corporation Ltd.

Physical Performance for the years 2020-21 & 2021-22

Sr. No.	Particulars	2020-21				2021-22			
		Quantity		Amount (Rs. in lakh)		Quantity		Amount (Rs. in lakh)	
		Procurement/ Production	Sale	Procurement /Production	Sale	Procurement/ Production	Sale	Procurement/ Production	Sale
1.	Pesticides				0.01				-
2.	POL				5335.2				6735.44
3.	Others				13.29				1528.72
4.	Wheat				155.63				-
5.	Paddy				-				-
	Total				5504.13				8264.16

Haryana Seeds Development Corporation Ltd.		
Company Profile		
1.1	Year of Incorporation(Date)	12.09.1974
1.2	Act under which incorporated	The Companies Act, 1913
1.3	Contact details (Registered / Corporate Office)	
	1.3.1 Address	Bays No. 3-6, Sector-2, Panchkula
	1.3.2 District	Panchkula
	1.3.3 State	Haryana
	1.3.4 Pin	134112
	1.3.5 URL address, if any	www.haryanaseeds.gov.in
	1.3.6 E-mail address, if any	mdhsdcl@gmail.com , hsdc@hry.nic.in
	1.3.7 Telephone Numbers	0172-2577755, 2579215
	1.3.8 Fax Numbers	0172-2577583
<p>Main Objectives:-</p> <p>(1) Organizing the production of seeds.</p> <p>(2) Processing of seeds so produced and arrange certifications.</p> <p>(3) Distribution of certified seeds.</p>		

Haryana Seeds Development Corp. Ltd. (HSDC)				
Financial data for the years 2020-21 & 2021-22				
Sr. No.	Particulars			Rs. in Lakh
			2020-21	2021-22
1	Authorised Capital			700.00
2	Paid up share capital			
	2.1	Central Govt.	113.31	113.31
	2.2	State Govt.	275.87	275.87
	2.3	Others	110.82	110.82
		Total	500.00	500.00
3	Reserves & Surplus			1149.56
4	Loans			1096.86
	4.1	Central Govt. Loan	0.00	0.00
	4.2	State Govt. Loan	0.00	0.00
	4.3	Others	0.00	0.00
	4.4	Working Capital	1192.27	0.00
		Total	1192.27	0.00
5	Grant-in-aid			1112.57
6	Current Assets, Loan & Advances			1037.57
7	Current Liabilities & Provisions			7344.75
8	Net Working Capital			6499.75
9	Turnover/Revenue			5721.96
	9.1	from Govt. assigned activities	4843.91	0.00
	9.2	from other core activities	11537.32	9517.36
	9.3	From miscellaneous activities	0.00	0.00
		Total	11537.32	9517.36
10	Profit / Loss (PAIT)			
	10.1	from Govt. assigned activities	0.00	0.00
	10.2	from other core activities	292.77	-52.70
	10.3	From miscellaneous activities	0.00	0.00
		Total	292.77	-52.70
11	Accumulated P/L			1067.69
12	Dividend paid during the year			1014.99
13	Status of Accounts (Audited upto the year)			0.00
14	Manpower			0.00
	14.1	Sanctioned posts (Nos.)	365	365
	14.2	Filled up posts (Nos.)		
	1	No. of Group A employees	2	2
	2	No. of Group B employees	20	16
	3	No. of Group C employees	93	86
	4	No. of Group D employees	26	24
	A	Total (Regular posts 14.2(1) to 14.2(4))	141	128
	5	No. of Adhoc employees	0	0
	6	No. of contingency paid employees	147	136
	7	No. of work charged employees	0	0
	8	No. of contract employees	19	19
	B	Total (other than regular posts 14.2(5) to 14.2(8))	166	155
	C	Grand total (A+B)	307	283
	14.3	Actual expenditure (including DC)	1811.08	1768.14
Notes:- DC means Diminishing Cadre				

Haryana Seeds Development Corporation Ltd.							
Physical Performance for the years 2020-21 & 2021-22							
Sr. No.	Particulars	2020-21			2021-22		
		Quantity (in Qtls)		Amount (Rs. in lakh)	Quantity (in Qtls)		Amount (Rs. in lakh)
		Procurement/ Production	Sale	Sale	Procurement/ Production	Sale	Sale
1	C/Seeds Rabi & Kharif	285525.64	292924.28	10988.54	217167.72	224649.32	9161.80

Haryana Land Reclamation & Development Corporation Ltd		
Company Profile		
1.1	Year of Incorporation(Date)	27.03.1974
1.2	Act under which incorporated	The Companies Act, 2013
1.3	Contact details (registered / Corporate Office)	
	1.3.1 Address	Bays No. 1-2, Sector 4, Panchkula
	1.3.2 District	Panchkula
	1.3.3 State	Haryana
	1.3.4 Pin	134109
	1.3.5 URL address, if any	Hlrdc.org.in
	1.3.6 E-mail address, if any	hlrdcl@hry.nic.in
	1.3.7 Telephone Numbers	0172-2571129
	1.3.8 Fax Numbers	0172-2568871
<p>Main Objectives:-</p> <p>(1) To undertake, assist, aid, finance, execute and promote measures for land development, conservation and improvement of soil and water resources.</p> <p>(2) To carry on the business of farmers, graziers, planters, quarry owners, contractors for the construction of works and any other operations or business which may contribute directly or indirectly to develop the land for agricultural purposes or a purpose akin to agriculture.</p> <p>(3) To purchase, take on lease the machinery, tools and plant and maintain appliances, for carrying the development, improvement and exploitation of land either for making it cultivable or utilizing it for agriculture purposes.</p> <p>(4) (a) To purchase, sell, manufacture or deal in agricultural inputs like weedicides, pesticides, fertilizers, agricultural implements, machinery, procurement and trading of food grains, without any kind subsidy from the Central/State Government.</p> <p>(b) To undertake activities conducive to the promotion of Horticulture, Horticulture and other allied agriculture avocations and popularization of the high yielding varieties of crops, such as the setting up of demonstration plots, production and multiplication of foundation and certified seeds etc.</p> <p>(5) HLRDC is operating Gas Agencies at Naraingarh, Hissar and Faridabad and also operating Petrol Pumps at Naraingarh and Panipat. All are running smoothly and are in profit.</p>		

Haryana Land Reclamation & Development Corp. Ltd. (HLRDC)				
Financial data for the years 2020-21 & 2021-22				
Sr. No.	Particulars			Rs. in Lakh
			2020-21	2021-22
1	Authorised Capital			500.00
2	Paid up share capital			
	2.1	Central Govt.	0.00	0.00
	2.2	State Govt.	136.64	136.64
	2.3	Others	19.66	19.66
		Total	156.30	156.30
3	Reserves & Surplus			876.11
4	Loans			
	4.1	Central Govt. Loan	0.00	0.00
	4.2	State Govt. Loan	0.00	0.00
	4.3	Others	0.00	0.00
	4.4	Working Capital	991.69	982.57
		Total	991.69	982.57
5	Grant-in-aid			0.00
6	Current Assets, Loan & Advances			2615.07
7	Current Liabilities & Provisions			1623.38
8	Net Working Capital			991.69
9	Turnover/Revenue			
	9.1	from Govt. assigned activities	2454.36	2620.88
	9.2	from other core activities	230.25	246.19
	9.3	From miscellaneous activities	3587.43	4334.57
		Total	6272.04	7201.64
10	Profit / Loss (PAIT)			
	10.1	from Govt. assigned activities	-291.41	-228.60
	10.2	from other core activities	227.21	246.19
	10.3	From miscellaneous activities	89.12	71.30
		Total	24.92	88.89
11	Accumulated P/L			876.11
12	Dividend paid during the year			0.00
13	Status of Accounts (Audited upto the year)			2020-21
14	Manpower			2020-21
	14.1	Sanctioned posts (Nos.)	197	197
	14.2	Filled up posts (Nos.)		
	1	No. of Group A employees	1	1
	2	No. of Group B employees	6	8
	3	No. of Group C employees	46	41
	4	No. of Group D employees	18	16
	A	Total (Regular posts 14.2(1) to 14.2(4))	71	66
	5	No. of Adhoc employees	0	0
	6	No. of contingency paid employees	0	0
	7	No. of work charged employees	0	0
	8	No. of contract employees	55	49
	B	Total (other than regular posts 14.2(5) to 14.2(8))	55	49
	C	Grand total (A+B)	126	115
	14.3	Actual expenditure (including DC)	823.10	714.22
Notes:- DC means Diminishing Cadre				

Haryana Land Reclamation & Development Corporation Ltd									
Physical Performance for the years 2020-21 & 2021-22									
Sr. No.	Particulars	2020-21				2021-22			
		Quantity		Amount (Rs. in lakh)		Quantity		Amount (Rs. in lakh)	
		Procurement/ Production	Sale	Procurement/ Production	Sale	Procurement/ Production	Sale	Procurement/ Production	Sale
1	Gypsum	15156.00	17753.65	194.91	526.61	55816.00	48438.40	717.79	1453.15
2	Urea	3675.69	4116.87	193.99	232.20	2042.78	1930.005	107.86	108.86
3	Urea Nano	0.00	0.00	0.00	0.00	1920.00	758	3.98	1.73
4	Zinc Sulphate	0.00000	0.04235	0.00	0.36	0.723	0.723	2.17	2.41
5	SSP	0.00	1.85	0.00	0.11	0.00	0.00	0.00	0.00
6	Seed (in MT)	4012.875	3934.8348	966.75	1191.95	4362.150	3258.39	1181.71	1144.77
7	Seed (in Units)	22623.00	22623.00	153.48	161.35	0.00	0.00	0.00	0.00
8	DAP	917.60	1018.00	193.54	224.39	325.00	363.35	72.52	83.05
9	Magnus	0.17	1.115	0.12	0.85	0.00	0.00	0.00	0.00
10	Maceo Tablets	450	450	0.11	0.13	0	0	0.00	0.00
11	Micoraza	4204	4408	3.28	3.78	0	0	0.00	0.00
12	Premium Phoster	0.000	0.000	0.00	0.00	0.624	0.624	2.09	2.32
13	SOP	0.00	0.00	0.00	0.00	0.20	0.20	0.13	0.15
14	Potash Active Granula	0.00	0.00	0.00	0.00	0.15	0.15	0.56	0.62
15	Weedicide/ Pesticide (in MT)	141.1964	142.42084	51.16	58.79	7.4598	7.46130	24.72	26.84
16	Weedicide/ Pesticide (in LT)	6215.00	7181.40	26.13	33.00	2772.60	2772.60	15.95	17.45
17	Weedicide/ Pesticide (in Units)	20954.00	21629.00	159.02	166.10	5292.00	5292.00	18.52	19.97
18	NPK	5.00	5.75	0.96	1.22	4.20	4.20	1.02	1.06
19	Spray Pump	1377	1560	28.86	33.01	1499	170	39.38	4.04
20	Press Mud (in MT)	257.375	257.375	1.80	2.19	0.000	0.000	0.00	0.00
21	Waste Decomposer	0.00	1.70	0.00	0.004	0.00	0.00	0.00	0.00
22	Urea Phosphate	0.000	0.134	0.00	0.10	0.000	0.06	0.00	0.05
23	Petrol (Lt.)	961000	945357	606.09	595.76	910000	908850	713.98	712.77
24	Diesel (Lt.)	1267000	1240387	780.89	762.80	1162000	1167825	870.87	874.19
25	Cylinder (14.2 Kg.)	337338	336393	1938.49	2142.08	314536	316234	2453.91	2663.91
26	Cylinder (19 Kg.)	1157	765	11.02	8.31	1227	747	17.31	11.34

Note: 1. Particulars include activities of your organisation.
2. Additional activities, if any are also be incorporated

Haryana State Warehousing Corporation		
Company Profile		
1.1	Year of Incorporation(Date)	01.11.1967
1.2	Act under which incorporated	Warehousing Corporations Act, 1962
1.3	Contact details (Registered / Corporate Office)	
	1.3.1 Address	Bays No. 15-18, Sector 2, Panchkula
	1.3.2 District	Panchkula
	1.3.3 State	Haryana
	1.3.4 Pin	134112
	1.3.5 URL address, if any	www.hwc.org.in
	1.3.6 E-mail address, if any	hwc@hry.nic.in
	1.3.7 Telephone Numbers	0172-2578830-32
	1.3.8 Fax Numbers	0172-2586900
<p>Main Objectives:-</p> <p>The Haryana State Warehousing Corporation came into existence on 01.11.1967. It was carved out from erstwhile Punjab Warehousing Corporation. It is a statutory body created under an act of Parliament with twin objective of providing scientific storage facilities for a wide range of agricultural produce and notified commodities to the farmers, Govt, agencies, Public Enterprises, traders, etc. and to make available credit against goods deposited in the warehouses.</p>		

Haryana State Warehousing Corporation (HWC)				
Financial data for the years 2020-21 & 2021-22				
Sr. No.	Particulars		Rs. in Lakh	
			2020-21	2021-22
1	Authorised Capital		620.00	620.00
2	Paid up share capital			
	2.1	Central Govt.	0.00	0.00
	2.2	State Govt.	292.04	292.04
	2.3	Others	292.04	292.04
		Total	584.08	584.08
3	Reserves & Surplus		56523.71	61572.90
4	Loans			
	4.1	Central Govt. Loan	0.00	0.00
	4.2	State Govt. Loan	3686.84	6794.81
	4.3	Others	187958.68	134800.36
	4.4	Working Capital	2461.94	0.00
		Total	194107.46	141595.17
5	Grant-in-aid		0.00	0.00
6	Current Assets, Loan & Advances		283016.96	226879.56
7	Current Liabilities & Provisions		64119.47	63495.26
8	Net Working Capital		218897.49	163384.30
9	Turnover/Revenue			
	9.1	from Govt. assigned activities	0.00	0.00
	9.2	from other core activities	784006.48	724352.84
	9.3	From miscellaneous activities	0.00	0.00
		Total	784006.48	724352.84
10	Profit / Loss (PAIT)			
	10.1	from Govt. assigned activities	0.00	0.00
	10.2	from other core activities	10974.05	3143.57
	10.3	From miscellaneous activities	0.00	0.00
		Total	10974.05	3143.57
11	Accumulated P/L		51413.62	53353.9
12	Dividend paid during the year		0.00	604.82
13	Status of Accounts (Audited upto the year)		2020-21	2021-22
14	Manpower			
	14.1	Sanctioned posts (Nos.)	834	813
	14.2	Filled up posts (Nos.)		
	1	No. of Group A employees	4	5
	2	No. of Group B employees	13	10
	3	No. of Group C employees	284	267
	4	No. of Group D employees	71	51
	A	Total (Regular posts 14.2(1) to 14.2(4))	372	333
	5	No. of Adhoc employees	0	0
	6	No. of contingency paid employees	0	0
	7	No. of work charged employees	0	0
	8	No. of contract employees	3	3
	B	Total (other than regular posts 14.2(5) to 14.2(8))	3	3
	C	Grand total (A+B)	375	336
	14.3	Actual expenditure (including DC)	5678.53	6300.47
Notes:- DC means Diminishing Cadre				

Haryana State Warehousing Corporation									
Physical Performance for the years 2020-21 & 2021-22									
Sr. No.	Particulars	2020-21				2021-22			
		Quantity (in Quintals)		Amount (Rs. in lakh)		Quantity (in Quintals)		Amount (Rs. in lakh)	
		Procurement/ Production	Sale	Procurement/ Production	Sale at MSP/ CMR	Procurement / Production	Sale	Procurement / Production	Sale at MSP/ CMR
1	Wheat	12967817	15660617	249630	295016	16087862	17950216	317735	350917
2	Paddy	8634780	6678800	163005	208157	10351687	7029424	202811	232218
3.	Bajra	2704100	1716578	58138	30785	352	1965092	5	31547
4.	Mustard	2941127	2893158	130145	193773	-	39263	-	1977
5.	Sunflower	93596	93502	93502	4329	3181	3181	187	187
6.	Moong	4870	1840	350	461	-	-	-	-
7	Gram	44108	35839	2150	1747	-	8265	-	392
8	Fortified Rice	0	0	0	0	41237	39099.80	2909	2854

Haryana Police Housing Corporation Ltd.		
Company Profile		
1.1	Year of Incorporation (Date)	29.12.1989
1.2	Act under which incorporated	The Companies Act, 1956
1.3	Contact details (Registered / Corporate Office)	
	1.3.1 Address	Plot No. C-10, Sector-6, Panchkula
	1.3.2 District	Panchkula
	1.3.3 State	Haryana
	1.3.4 Pin	134109
	1.3.5 URL address, if any	-
	1.3.6 E-mail address, if any	hphc@hry.nic.in
	1.3.7 Telephone Numbers	0172-2561838
	1.3.8 Fax Numbers	0172-2571629
Main Objectives:-		
1. To undertake construction of residential and non residential buildings of Police Department.		

Haryana Police Housing Corporation. Ltd.						
Financial data for the years 2020-21 & 2021-22						
Sr. No.	Particulars				Rs. in Lakh	
					2020-21	2021-22
1	Authorised Capital				2500.00	2500.00
2	Paid up share capital					
	2.1	Central Govt.			0.00	0.00
	2.2	State Govt.			2499.99	2499.99
	2.3	Others			0.00	0.00
		Total			2499.99	2499.99
3	Reserves & Surplus				-461.20	-459.48
4	Loans					
	4.1	Central Govt. Loan			0.00	0.00
	4.2	State Govt. Loan			0.00	0.00
	4.3	Others			40575.00	34205.00
	4.4	Working Capital			0.00	0.00
		Total			40575.00	34205.00
5	Grant-in-aid				15407.95	15673.38
6	Current Assets, Loan & Advances				99576.36	112756.64
7	Current Liabilities & Provisions				65545.33	97241.11
8	Net Working Capital				34031.03	15515.53
9	Turnover/Revenue					
	9.1	from Govt. assigned activities			0.00	0.00
	9.2	from other core activities			49011.95	43441.95
	9.3	From miscellaneous activities			326.50	392.68
		Total			49338.45	43834.63
10	Profit / Loss (PAIT)					
	10.1	from Govt. assigned activities			0.00	0.00
	10.2	from other core activities			0.00	0.00
	10.3	From miscellaneous activities			-1.23	1.72
		Total			-1.23	1.72
11	Accumulated P/L				-458.18	-461.20
12	Dividend paid during the year				0.00	0.00
13	Status of Accounts (Audited upto the year)				2018-19	2018-19
14	Manpower					
	14.1	Sanctioned posts (Nos.)			283	278
	14.2	Filled up posts (Nos.)				
		1	No. of Group A employees		18	18
		2	No. of Group B employees		36	38
		3	No. of Group C employees		98	98
		4	No. of Group D employees		61	61
		A	Total (Regular posts 14.2(1) to 14.2(4))		213	215
		5	No. of Adhoc employees		0	0
		6	No. of contingency paid employees		0	0
		7	No. of work charged employees		0	0
		8	No. of contract employees		224	225
		B	Total (other than regular posts 14.2(5) to 14.2(8))		224	225
		C	Grand total (A+B)		437	440
	14.3	Actual expenditure (including DC)			2456.71	2618.74
Notes:- DC means Diminishing Cadre						

Haryana Police Housing Corporation Ltd.									
Physical Performance for the years 2020-21 & 2021-22									
Sr. No	Particulars	2020-21				2021-22			
		Quantity		Amount (Rs. in lacs)		Quantity		Amount (Rs. in lacs)	
		Procurement/ Production	Sale	Procurement/ Production	Sale (total exp. On cont. works)	Procurement/ Production	Sale	Procurement/ Production	Sale (total exp. On cont. works)
1	Haryana Police Housing Corporation undertakes the construction works of residential buildings of Police Department. In addition the corporation is also executing the works of Jail Deptt. and State Vigilance Bureau as well as works of other Boards/ Corporations	176 (Project)	NA *	NA*	47985.00	131 (Project)	NA *	NA*	37222.53
Note: Haryana Police Housing Corporation is a construction agency and does not deal with procurement/production for the purpose of sale. However, Haryana Police Housing Corporation Ltd, Panchkula undertakes the construction work of buildings and on its completion handover the same to the Police Department for further allotment to the police personnel.									

Haryana Scheduled Castes Finance and Development Corporation Ltd.		
Company Profile		
1.1	Year of Incorporation(Date)	02.01.1971
1.2	Act under which incorporated	The Companies Act, 1956
1.3	Contact details (Registered / Corporate Office)	
	1.3.1 Address	Plot No. 199, Industrial Area, Phase-1, Panchkula
	1.3.2 District	
	1.3.3 State	Haryana
	1.3.4 Pin	134113
	1.3.5 URL address, if any	http://hsfdc.org.in
	1.3.6 E-mail address, if any	hsfdc2427@gmail.com
	1.3.7 Telephone Numbers	0172-2567054
	1.3.8 Fax Numbers	-
<p>Main Objectives:- The Corporation provides loan for Income Generating schemes for financial & social upliftment of Scheduled Castes Families.</p>		

Haryana Schedule Caste Finance & development Corp. Ltd. (HSCF&DC)				
Financial data for the years 2020-21 & 2021-22				
Sr. No.	Particulars			Rs. in Lakh
			2020-21	2021-22
1	Authorised Capital			8000.00
2	Paid up share capital			
	2.1	Central Govt.	2392.34	2392.34
	2.2	State Govt.	2614.47	2614.47
	2.3	Others	0.00	0.00
		Total	5006.81	5006.81
3	Reserves & Surplus			2389.09
4	Loans			
	4.1	Central Govt. Loan	0.00	0.00
	4.2	State Govt. Loan	0.00	0.00
	4.3	Others	1208.45	1402.34
	4.4	Working Capital	7482.53	7583.28
		Total	8690.98	8985.62
5	Grant-in-aid			0.00
6	Current Assets, Loan & Advances			12230.73
7	Current Liabilities & Provisions			3108.71
8	Net Working Capital			9122.02
9	Turnover/Revenue			
	9.1	from Govt. assigned activities	0.00	0.00
	9.2	from other core activities	1663.84	1232.45
	9.3	From miscellaneous activities	0.00	0.00
		Total	1663.84	1232.45
10	Profit / Loss (PAIT)			
	10.1	from Govt. assigned activities	0.00	0.00
	10.2	from other core activities	505.03	225.82
	10.3	From miscellaneous activities	0.00	0.00
		Total	505.03	225.82
11	Accumulated P/L			2894.13
12	Dividend paid during the year			0.00
13	Status of Accounts (Audited upto the year)			2017-18
14	Manpower			
	14.1	Sanctioned posts (Nos.)	201	201
	14.2	Filled up posts (Nos.)		
	1	No. of Group A employees	2	2
	2	No. of Group B employees	7	7
	3	No. of Group C employees	44	56
	4	No. of Group D employees	32	30
	A	Total (Regular posts 14.2(1) to 14.2(4))	85	95
	5	No. of Adhoc employees	0	0
	6	No. of contingency paid employees	0	0
	7	No. of work charged employees	2	2
	8	No. of contract employees	72	72
	B	Total (other than regular posts 14.2(5) to 14.2(8))	74	74
	C	Grand total (A+B)	159	169
	14.3	Actual expenditure (including DC)	625.88	669.94
Notes:- DC means Diminishing Cadre				

Haryana Scheduled Castes Finance and Development Corporation Ltd.				
Physical Performance for the years 2020-21 & 2021-22				
Year	Target		Achievement	
	Physical	Financial (in lakhs)	Physical	Financial (in lakhs)
2020-21	8000	7678.90	3059	1997.06
2021-22	15000	14927.10	3068	2167.67

Haryana Backward Classes & Economically Weaker Sections Kalyan Nigam Ltd.		
Company Profile		
1.1	Year of Incorporation(Date)	10.12.1980
1.2	Act under which incorporated	The Companies Act, 1956 (Now 2013)
1.3	Contact details (Registered / Corporate Office)	
	1.3.1 Address	SCO No. 813-14, Sector 22-A, Chandigarh
	1.3.2 District	
	1.3.3 State	U.T. Chandigarh
	1.3.4 Pin	160022
	1.3.5 URL address, if any	-
	1.3.6 E-mail address, if any	hbckn222@gmail.com
	1.3.7 Telephone Numbers	0172-2701722
	1.3.8 Fax Numbers	-
<p>Main Objectives:-</p> <p>(1) To undertake the task of socio-economic and educational upliftment of the backward classes and economically weaker sections in the State.</p> <p>(2) To advance loans to members of backward classes and economically weaker sections individually or collectively for starting a profession, business, trade etc.</p>		

Haryana Backward Classes & Economically Weaker Section Kalyan Nigam Ltd. (HBCKN)						
Financial data for the years 2020-21 & 2021-22						
Sr. No.	Particulars				Rs. in Lakh	
					2020-21	2021-22
1	Authorised Capital				6000.00	6000.00
2	Paid up share capital					
	2.1	Central Govt.			0.00	0.00
	2.2	State Govt.			4427.49	4525.49
	2.3	Others			0.00	0.00
		Total			4427.49	4525.49
3	Reserves & Surplus				1784.63	1832.26
4	Loans					
	4.1	Central Govt. Loan			0.00	0.00
	4.2	State Govt. Loan			0.00	0.00
	4.3	Others			8863.22	9701.07
	4.4	Working Capital			0.00	0.00
		Total			8863.22	9701.07
5	Grant-in-aid				19.56	13.00
6	Current Assets, Loan & Advances				6654.39	6436.60
7	Current Liabilities & Provisions				1680.91	2082.40
8	Net Working Capital				4973.48	4354.20
9	Turnover/Revenue					
	9.1	from Govt. assigned activities			1383.02	1109.08
	9.2	from other core activities			0.00	0.00
	9.3	From miscellaneous activities			0.00	0.00
		Total			1383.02	1109.08
10	Profit / Loss (PAIT)					
	10.1	from Govt. assigned activities			499.73	47.67
	10.2	from other core activities			0.00	0.00
	10.3	From miscellaneous activities			0.00	0.00
		Total			499.73	47.67
11	Accumulated P/L				1784.63	1832.26
12	Dividend paid during the year				0.00	0.00
13	Status of Accounts (Audited upto the year)				2019-20	2019-20
14	Manpower					
	14.1	Sanctioned posts (Nos.)			131	131
	14.2	Filled up posts (Nos.)				
		1	No. of Group A employees		1	1
		2	No. of Group B employees		1	2
		3	No. of Group C employees		15	14
		4	No. of Group D employees		20	20
		A	Total (Regular posts 14.2(1) to 14.2(4))		37	37
		5	No. of Adhoc employees		0	0
		6	No. of contingency paid employees		0	0
		7	No. of work charged employees		0	0
		8	No. of contract employees		108	110
		B	Total (other than regular posts 14.2(5) to 14.2(8))		108	110
		C	Grand total (A+B)		145	147
	14.3	Actual expenditure (including DC)			495.08	621.62
Notes:- DC means Diminishing Cadre						

Haryana Backward Classes & Economically Weaker Sections Kalyan Nigam					
Physical Performance for the Years 2020-21 & 2021-22					
		2020-21		2021-22	
Sr.No	Particulars	No of Beneficiares	Amount Disbursed (Rs.in lakhs)	No of Beneficiares	Amount Disbursed (Rs.in lakhs)
1	Backward Classes	920	768.96	998	767.94
2	Minority Communities	497	481.71	523	486.19
3	Handicapped Person	1385	1370.57	1257	1255.4
	Total	2802	2621.24	2778	2509.53

Haryana Women Development Corporation Ltd.		
Company Profile		
1.1	Year of Incorporation(Date)	31.03.1982
1.2	Act under which incorporated	The Companies Act, 1956(amended 2013)
1.3	Contact details (Registered / Corporate Office)	
	1.3.1 Address	SCO-212, IInd Floor, Sector-14, Panchkula
	1.3.2 District	Panchkula
	1.3.3 State	Haryana
	1.3.4 Pin	134109
	1.3.5 URL address, if any	-
-	1.3.6 E-mail address, if any	1982hwdc@gmail.com , aohwdc@gmail.com
-	1.3.7 Telephone Numbers	<u>0172-2564720</u>
-	1.3.8 Fax Numbers	-
<u>Main Objectives:-</u> <u>(1) To promote activities for the welfare, development and advancement of women;</u> <u>(2) To undertake the task of socio-economic, health and educational awareness for women.</u> <u>(3) To promote, literacy, talent, skill, know-how, health awareness, enterprises, spirit of entrepreneurship and business acumen among women;</u> <u>(4) To identify trades, occupations, professions and industries which can be suitable for women and to train them for such trades, occupations, professions, industries and to formulate and devise employment schemes with a view to generate self employment for them.</u>		

Haryana Women Development Corp. Ltd. (HWDC)				
Financial data for the years 2020-21 & 2021-22				
Sr. No.	Particulars		Rs. in Lakh	
			2020-21	2021-22
1	Authorised Capital		3000.00	3000.00
2	Paid up share capital			
	2.1	Central Govt.	110.00	110.00
	2.2	State Govt.	1551.00	1551.00
	2.3	Others	0.00	0.00
		Total	1661.00	1661.00
3	Reserves & Surplus		86.00	97.00
4	Loans			
	4.1	Central Govt. Loan	0.00	0.00
	4.2	State Govt. Loan	0.00	0.00
	4.3	Others	0.00	0.00
	4.4	Working Capital	0.00	0.00
		Total	0.00	0.00
5	Grant-in-aid		895.00	903.00
6	Current Assets, Loan & Advances		2037.00	1820.00
7	Current Liabilities & Provisions		102.00	92.00
8	Net Working Capital		1935.00	1728.00
9	Turnover/Revenue			
	9.1	from Govt. assigned activities	794.00	780.00
	9.2	from other core activities	0.00	0.00
	9.3	From miscellaneous activities	107.00	84.00
		Total	901.00	864.00
10	Profit / Loss (PAIT)			
	10.1	from Govt. assigned activities	50.00	17.00
	10.2	from other core activities	0.00	0.00
	10.3	From miscellaneous activities	0.00	0.00
		Total	50.00	17.00
11	Accumulated P/L		-6.00	11.00
12	Dividend paid during the year		0.00	0.00
13	Status of Accounts (Audited upto the year)		2018-19	2018-19
14	Manpower			
	14.1	Sanctioned posts (Nos.)	81	81
	14.2	Filled up posts (Nos.)		
	1	No. of Group A employees	1	1
	2	No. of Group B employees	7	7
	3	No. of Group C employees	17	17
	4	No. of Group D employees	14	14
	A	Total (Regular posts 14.2(1) to 14.2(4))	39	39
	5	No. of Adhoc employees	0	0
	6	No. of contingency paid employees	34	34
	7	No. of work charged employees	0	0
	8	No. of contract employees	2	2
	B	Total (other than regular posts 14.2(5) to 14.2(8))	36	36
	C	Grand total (A+B)	75	75
	14.3	Actual expenditure (including DC)	331.00	406.00
Notes:- DC means Diminishing Cadre				

Haryana Women Development Corporation Ltd.

Physical Performance for the years 2020-21 & 2021-22

S r . N o	Name of PSEs Particulars			FY 2020-21					FY 2021-22					
				Targets	Actual Achievement				Targets	Actual Achievement				
			Physi cal (in Unit)	Budget (Rs. lakh)	Physic al (in Unit)	Col. 12 as a % of 10 i.e. Achiev ement as a % of target	Exp. (Rs.lakh)	Col. 14 as a % of 11 i.e. Achiev ement as a % of target	Physical (in Unit)	Budget (Rs.lakh)	Physical (in Unit)	Col. 18 as a % of 16 i.e. Achieve ment as a % of target	Exp. (Rs. lakh)	Col. 20 as a % of 17 i.e. Achieve ment as a % of target
1	2	3	10	11	12	13	14	15	16	17	18	19	20	21
1	Individual Loaning Scheme		1000	495.00	1069	106.90	152.98		1000	495.00	1058		158.78	
2	Education Loan Scheme	No target fixed it depends on Banks			526	0	236.55		No target fixed it depends on Banks		458		264.98	
	Total		1000	495.00	1595	106.90	389.53		1000	210.00	1516	106.90	423.76	

Haryana Forest Development Corporation Ltd.		
Company Profile		
1.1	Year of Incorporation(Date)	07.12.1989
1.2	Act under which incorporated	The Companies Act, 1956
1.3	Contact details (Registered / Corporate Office)	
	1.3.1 Address	Bays No. 27-28, Sector 4, Panchkula.
	1.3.2 District	Panchkula
	1.3.3 State	Haryana
	1.3.4 Pin	134112
	1.3.5 URL address, if any	www.hfdc.gov.in
	1.3.6 E-mail address, if any	md@hfdc.gov.in
	1.3.7 Telephone Numbers	0172-2564463, 2583620
	1.3.8 Fax Numbers	0172-2582307
<p>Main Objectives:-</p> <p>The main objective of the Company as per Memorandum and Articles of Association are as under:</p> <p>(1) To assure reasonable prices to the farmers for their standing trees and other forest produce.</p> <p>(2) To generate employment opportunities in rural areas.</p> <p>(3) To increase financial status of farming and labour community.</p> <p>(4) To promote development of forest based and allied industries.</p> <p>(5) To stabilize timber and fuel wood prices in open market.</p> <p>(6) To protect the forest producers from exploitation of the middlemen and to safeguard the interest of the consumers by undertaking proper and scientific exploitation of the forest resources of the state and if necessary outside it, in order to obtain the maximum financial return therefore.</p> <p>(7) To transfer related technology to farmers.</p> <p>(8) Tree felling and wood extraction from government forests earmarked to the Haryana Forest Development Corporation Limited, development of forests and raising of plantations.</p>		

Haryana Forest Development Corporation. Ltd. (HFDC)				
Financial data for the years 2020-21 & 2021-22				
Sr. No.	Particulars			Rs. in Lakh
			2020-21	2021-22
1	Authorised Capital			500.00
2	Paid up share capital			
	2.1	Central Govt.	0.00	0.00
	2.2	State Govt.	20.03	20.03
	2.3	Others	0.00	0.00
		Total	20.03	20.03
3	Reserves & Surplus			6066.27
4	Loans			
	4.1	Central Govt. Loan	0.00	0.00
	4.2	State Govt. Loan	0.00	0.00
	4.3	Others	0.00	0.00
	4.4	Working Capital	0.00	0.00
		Total	0.00	0.00
5	Grant-in-aid			0.00
6	Current Assets, Loan & Advances			11112.26
7	Current Liabilities & Provisions			6323.85
8	Net Working Capital			4788.41
9	Turnover/Revenue			
	9.1	from Govt. assigned activities	2680.66	2795.44
	9.2	from other core activities	5427.48	6809.87
	9.3	From miscellaneous activities	0.00	0.00
		Total	8108.14	9605.31
10	Profit / Loss (PAIT)			
	10.1	from Govt. assigned activities	750.21	905.43
	10.2	from other core activities	0.00	0.00
	10.3	From miscellaneous activities	0.00	0.00
		Total	750.21	905.43
11	Accumulated P/L			6066.27
12	Dividend paid during the year			0.00
13	Status of Accounts (Audited upto the year			2020-21
14	Manpower			
	14.1	Sanctioned posts (Nos.)	237	237
	14.2	Filled up posts (Nos.)		
	1	No. of Group A employees	4	5
	2	No. of Group B employees	12	11
	3	No. of Group C employees	54	61
	4	No. of Group D employees	6	3
	A	Total (Regular posts 14.2(1) to 14.2(4)	76	80
	5	No. of Adhoc employees	0	0
	6	No. of contingency paid employees	0	0
	7	No. of work charged employees	0	0
	8	No. of contract employees	158	74
	B	Total (other than regular posts 14.2(5) to 14.2(8)	158	74
	C	Grand total (A+B)	234	154
	14.3	Actual expenditure (including DC)	818.81	900.07
Notes:- DC means Diminishing Cadre				

Haryana Forest Development Corporation Ltd									
Physical Performance for the years 2020-21 & 2021-22									
Sr. No.	Particulars	2020-21				2021-22			
		Quantity		Amount (Rs. in lacs)		Quantity		Amount (Rs. in lacs)	
		Procurement/ Production	Sal	Procurement/ Production	Sale	Procurement/ Production	Sal	Procurement /Production	Sale
1	Tree Felling & Conversion	150840	Timber GI G II	83516 32630 15326		140514	Timber GI G II	75755 29744 11878	
2.	Purchase of Trees/Forest Produce	Forest Department and Others		2475.76		Forest Department and Others		2458.73	
3.	Sale of Timber/ fuel wood				5525.80				6906.45
4.	Furniture				1100.39				1226.66
5.	N/Bags				400.20				880.69
6.	Tree Guards				264.77				55.71
7.	RCC Pillar/fence				523.39				183.92
8.	Plants				0				0.57
9.	Stock items transfer to Fixed Assets				4.04				2.21
10.	B/Wire				261.64				301.12
11.	Sales return-Old GST No.				-4.50				0.00
12.	Project work Income /Receipt				32.41				0.00
13.	Sale of Bamboo				0				31.61
14.	Plantation Work/Nursery Income				0				16.37
	Total				8108.14				9605.31

Haryana State Roads and Bridges Development Corporation Ltd.		
Company Profile		
1.1	Year of Incorporation(Date)	13.05.1999
1.2	Act under which incorporated	The Companies Act, 1956
1.3	Contact details (Registered / Corporate Office)	0172-2585265
	1.3.1 Address	Bays No. 13-14, Sector-2, Panchkula
	1.3.2 District	Panchkula
	1.3.3 State	Haryana
	1.3.4 Pin	134109
	1.3.5 URL address, if any	-
	1.3.6 E-mail address, if any	edhsrdc@gmail.com mdhsrdc@yahoo.co.in
	1.3.7 Telephone Numbers	0172-2585265
	1.3.8 Fax Numbers	-
<p>Main Objectives:-</p> <p>1) To construct, erect, build, re-model, repair, execute, develop, improve, administer, manage, control, maintain, demolish, grade, curve, pave, macadamize, cement, highways, expressways, roads, paths, streets, bridges, sideways, bye-passes, tunnels, pavements, reclamation, improvements, road over bridges, road under bridges, underground roads, or any other structural or architectural work.</p> <p>2) To do other similar construction, leveling or paving work at present being a part of the activity of the Haryana Public Works Department on Build, Operate and Transfer (BOT) or Build-Own-Operate and Transfer(BOOT) or Build-Operate-Lease and Transfer(BOLT) basis/or on any other scheme in a manner which will facilitate to undertake the above mentioned work.</p>		

Haryana State Roads & Bridge Development Corp. Ltd. (HSR&BDC)				
Financial data for the years 2020-21 & 2021-22				
Sr. No.	Particulars		Rs. in Lakh	
			2020-21	2021-22
1	Authorised Capital		12500.00	12500.00
2	Paid up share capital			
	2.1	Central Govt.	0.00	0.00
	2.2	State Govt.	12204.23	12204.23
	2.3	Others	0.00	0.00
		Total	12204.23	12204.23
3	Reserves & Surplus		17317.21	17829.41
4	Loans			
	4.1	Central Govt. Loan	0.00	0.00
	4.2	State Govt. Loan	0.00	0.00
	4.3	Others	0.00	0.00
	4.4	Working Capital	0.00	0.00
		Total	0.00	0.00
5	Grant-in-aid		0.00	0.00
6	Current Assets, Loan & Advances		54777.65	52082.22
7	Current Liabilities & Provisions		15447.41	11182.78
8	Net Working Capital		39330.24	40899.44
9	Turnover/Revenue			
	9.1	from Govt. assigned activities	0.00	0.00
	9.2	from other core activities	141.81	506.00
	9.3	From miscellaneous activities	2313.13	2018.65
		Total	2454.94	2524.65
10	Profit / Loss (PAIT)			
	10.1	from Govt. assigned activities	0.00	0.00
	10.2	from other core activities	2340.64	513.63
	10.3	From miscellaneous activities	0.00	0.00
		Total	2340.64	513.63
11	Accumulated P/L		17317.21	17829.41
12	Dividend paid during the year		0.00	0.00
13	Status of Accounts (Audited upto the year)		2020-21	2020-21
14	Manpower			
	14.1	Sanctioned posts (Nos.)	95	95
	14.2	Filled up posts (Nos.)		
	1	No. of Group A employees	10	14
	2	No. of Group B employees	12	5
	3	No. of Group C employees	3	14
	4	No. of Group D employees	0	0
	A	Total (Regular posts 14.2(1) to 14.2(4))	25	33
	5	No. of Adhoc employees	0	0
	6	No. of contingency paid employees	0	0
	7	No. of work charged employees	0	0
	8	No. of contract employees	31	28
	B	Total (other than regular posts 14.2(5) to 14.2(8))	31	28
	C	Grand total (A+B)	56	61
	14.3	Actual expenditure (including DC)	831.94	1211.23
Notes:- DC means Diminishing Cadre				

Haryana State Roads & Bridges Development Corporation Ltd.			
Physical Performance for the Years 2020-21 & 2021-22			
		2020-21	2021-22
Sr. No.	Particulars	(Rs. In lakhs)	(Rs. In lakhs)
1	Construction/ Repair works at Bhagat Phool Singh Mahila Vishvavidyalya, Khanpur Kalan (Sonapat)	1.93	Nil
2.	Construction work of colony at Deenbandhu Chhottu Ram Thermal Power Project at Yamuna Nagar	24.50	12.24
3.	Work Under NCR PB,ROB and Roads	9990.25	21501.30
4.	Construction of DCRU Library & CIPIT Murthal	1.93	9.56
5.	Construction of Regional Centre Jind	Nil	Nil
6	Construction at PTPS Panipat	Nil	Nil
7	Const. of Medical College - Jind	235.31	8008.39
8	Teaching Block at Regional Centre Kharal in Jind	485.44	561.92
9	Teaching Block at Regional Centre Krishan Nagar (Lula Ahir) in Rewari	77.53	426.03
10	Teaching Block at Regional Centre at Bhainsawal	119.90	405.75
11	2 Lane RUB on Sonapat Ganaur Road (CONCOR)	1.60	600.40
	Total	10938.39	31525.59

Haryana Financial Corporation		
Company Profile		
1.1	Year of Incorporation(Date)	01.04.1967
1.2	Act under which incorporated	The State Financial Corporations Act, 1951
1.3	Contact details (Registered / Corporate Office)	
	1.3.1 Address	30 Bays Building, Sector 17-C, Chandigarh
	1.3.2 District	Chandigarh
	1.3.3 State	U.T. , Chandigarh
	1.3.4 Pin	160017
	1.3.5 URL address, if any	www.hfcindia.org.in
	1.3.6 E-mail address, if any	hfclegal@gmail.com
	1.3.7 Telephone Numbers	0172-2702755-57
	1.3.8 Fax Numbers	0172-2721624
<p>Main Objectives:-</p> <p>Haryana financial corporation was established under SFCs Act, 1951 with the objective to give financial assistance for setting up industries (SSI,MSI) in the state of Haryana. Due to tough completion and liquidity problems, it became difficult for the Corporation to continue the business. The Board of Directors of the Corporation has already recommended to the State Govt. For its winding up. Presently the Corporation is focusing only on the recovery of existing loan portfolio.</p>		

Haryana Financial Corporation Ltd. (HFC)				
Financial data for the years 2020-21 & 2021-22				
Sr. No.	Particulars		Rs. in Lakh	
			2020-21	2021-22)
1	Authorised Capital		30000.00	30000.00
2	Paid up share capital			
	2.1	Central Govt.	0.00	0.00
	2.2	State Govt.	20201.17	20201.17
	2.3	Others	564.64	564.64
		Total	20765.81	20765.81
3	Reserves & Surplus		1658.19	1658.19
4	Loans			
	4.1	Central Govt. Loan	0.00	0.00
	4.2	State Govt. Loan	0.00	0.00
	4.3	Others	0.00	0.00
	4.4	Working Capital	0.00	0.00
		Total	0.00	0.00
5	Grant-in-aid		0.00	0.00
6	Current Assets, Loan & Advances		2151.09	4756.30
7	Current Liabilities & Provisions		5677.05	5622.18
8	Net Working Capital		-3525.96	-865.88
9	Turnover/Revenue			
	9.1	from Govt. assigned activities	0.00	0.00
	9.2	from other core activities	0.43	3093.57
	9.3	From miscellaneous activities	361.22	440.13
		Total	361.65	3533.70
10	Profit / Loss (PAIT)			
	10.1	from Govt. assigned activities	0.00	0.00
	10.2	from other core activities	157.31	2172.36
	10.3	From miscellaneous activities	0.00	0.00
		Total	157.31	2172.36
11	Accumulated P/L		-10776.79	-8604.43
12	Dividend paid during the year		0.00	0.00
13	Status of Accounts (Audited upto the year)		2020-21	2020-21
14	Manpower			
	14.1	Sanctioned posts (Nos.)	203	203
	14.2	Filled up posts (Nos.)		
	1	No. of Group A employees	0	0
	2	No. of Group B employees	8	6
	3	No. of Group C employees	13	10
	4	No. of Group D employees	3	3
	A	Total (Regular posts 14.2(1) to 14.2(4)	24	19
	5	No. of Adhoc employees	0	0
	6	No. of contingency paid employees	0	0
	7	No. of work charged employees	0	0
	8	No. of contract employees	14	14
	B	Total (other than regular posts 14.2(5) to 14.2(8)	14	14
	C	Grand total (A+B)	38	33
	14.3	Actual expenditure (including DC)	395.79	421.28
Notes:- DC means Diminishing Cadre				

Haryana Financial Corporation			
Physical Performance for the years 2020-21 & 2021-22			
Sr. No.	Particulars	2020-21	2021-22
1		(Rs. in lakhs)	
i)	Target	Nil	Nil
ii)	Actual recovery	Nil	0.77

Haryana State Industrial and Infrastructure Development Corporation Ltd.		
Company Profile		
1.1	Year of Incorporation(Date)	1967
1.2	Act under which incorporated	The Companies Act, 1956
1.3	Contact details (Registered / Corporate Office)	
	1.3.1 Address	No. C. 13-14, Institutional Area, Sector-6, Panchkula
	1.3.2 District	Panchkula
	1.3.3 State	Haryana
	1.3.4 Pin	134109
	1.3.5 URL address, if any	www.hsiidc.org.in
	1.3.6 E-mail address, if any	contactus@hsiidc.org.in
	1.3.7 Telephone Numbers	0172-2590481-83
	1.3.8 Fax Numbers	0172-2590474
Main Objectives:-		
1)	Setting up of industrial units in the Public/Joint/Assisted Sectors.	
2)	Term lending to industrial units under the Refinance Scheme of IDBI.	
3)	Development of industrial complexes/estates and ancillary industrial estates.	

Haryana State Industries and Infrastructure Development Corp. Ltd. (HSIIDC)					
Financial data for the years 2020-21 & 2021-22					
Sr. No.	Particulars			Rs. in Lakh	
				2020-21	2021-22
1	Authorised Capital			7500.00	7500.00
2	Paid up share capital				
	2.1	Central Govt.		0.00	0.00
	2.2	State Govt.		4888.00	4888.00
	2.3	Others		0.00	0.00
		Total		4888.00	4888.00
3	Reserves & Surplus			294466.00	320677.00
4	Loans				
	4.1	Central Govt. Loan		0.00	0.00
	4.2	State Govt. Loan		0.00	0.00
	4.3	Others		506397.00	367052.00
	4.4	Working Capital		794970.00	722196.00
		Total		1301367.00	1089248.00
5	Grant-in-aid			2868.00	4350.00
6	Current Assets, Loan & Advances			2788457.00	2760157.00
7	Current Liabilities & Provisions			2520291.00	2550383.00
8	Net Working Capital			268166.00	209774.00
9	Turnover/Revenue				
	9.1	from Govt. assigned activities		0.00	0.00
	9.2	from other core activities		138346.00	330005.00
	9.3	From miscellaneous activities		0.00	0.00
		Total		138346.00	330005.00
10	Profit / Loss (PAIT)				
	10.1	from Govt. assigned activities		0.00	0.00
	10.2	from other core activities		14485.00	25254.00
	10.3	From miscellaneous activities		0.00	0.00
		Total		14485.00	25254.00
11	Accumulated P/L			279155.00	304305.00
12	Dividend paid during the year			0.00	200.00
13	Status of Accounts (Audited upto the year)			2019-20	2019-20
14	Manpower				
	14.1	Sanctioned posts (Nos.)		1099	1099
	14.2	Filled up posts (Nos.)			
		1	No. of Group A employees	29	29
		2	No. of Group B employees	141	139
		3	No. of Group C employees	139	137
		4	No. of Group D employees	116	116
		A	Total (Regular posts 14.2(1) to 14.2(4)	425	421
		5	No. of Adhoc employees	0	0
		6	No. of contingency paid employees	0	0
		7	No. of work charged employees	0	0
		8	No. of contract employees	847	846
		B	Total (other than regular posts 14.2(5) to 14.2(8)	847	846
		C	Grand total (A+B)	1272	1267
	14.3	Actual expenditure (including DC)		5269.00	7237.00
Notes:- DC means Diminishing Cadre					

Haryana Power Generation Corporation Ltd.		
Company Profile		
1.1	Year of Incorporation(Date)	17.03.1997
1.2	Act under which incorporated	The Companies Act, 1956
1.3	Contact details (Registered / Corporate Office)	
	1.3.1 Address	C-7, Urja Bhawan, Sector-6, Panchkula
	1.3.2 District	Panchkula
	1.3.3 State	Haryana
	1.3.4 Pin	134109
	1.3.5 URL address, if any	www.hpgcl.org.in
	1.3.6 E-mail address, if any	hpgc@hry.nic.in ; md@hpgcl.org.in
	1.3.7 Telephone Numbers	0172-5023480
	1.3.8 Fax Numbers	0172-5022413
<p>Main Objectives:-</p> <ol style="list-style-type: none"> 1) To provide cost effective, uninterrupted quality power at optimum efficiency. 2) To make Haryana a power surplus state by maximising generation from existing plants and by planning and implementing new generation projects. 3) To explore all possible alternate sources of power generation. 4) To Develop Solar Projects on the land available at plants. 		

Haryana Power Generation Corporation (HPGCL)						
Financial data for the years 2020-21 & 2021-22						
Sr. No.	Particulars				Rs. in Lakh	
					2020-21	2021-22
1	Authorised Capital				400000.00	400000.00
2	Paid up share capital					
	2.1	Central Govt.			0.00	0.00
	2.2	State Govt.			315367.46	318829.01
	2.3	Others			3461.56	0.01
		Total			318829.02	318829.02
3	Reserves & Surplus					
4	Loans					
	4.1	Central Govt. Loan			296.00	281.20
	4.2	State Govt. Loan			0.00	0.00
	4.3	Others			44635.45	35248.47
	4.4	Working Capital			25564.42	111134.44
		Total			70495.87	146664.11
5	Grant-in-aid					
6	Current Assets, Loan & Advances				129130.52	142383.77
7	Current Liabilities & Provisions				123380.01	98017.63
8	Net Working Capital				5750.51	44366.14
9	Turnover/Revenue					
	9.1	from Govt. assigned activities			299203.15	396925.63
	9.2	from other core activities			0.00	0.00
	9.3	From miscellaneous activities			1789.93	1677.66
		Total			300993.08	398603.29
10	Profit / Loss (PAIT)					
	10.1	from Govt. assigned activities			-19582.45	-39508.16
	10.2	from other core activities			0.00	0.00
	10.3	From miscellaneous activities			0.00	0.00
		Total			-19582.45	-39508.16
11	Accumulated P/L				236.49	-55439.15
12	Dividend paid during the year				0.00	0.00
13	Status of Accounts (Audited upto the year)				2020-21	2021-22
14	Manpower					
	14.1	Sanctioned posts (Nos.)			3815	3815
	14.2	Filled up posts (Nos.)				
		1	No. of Group A employees		475	475
		2	No. of Group B employees		288	288
		3	No. of Group C employees		1471	1471
		4	No. of Group D employees		235	235
		A	Total (Regular posts 14.2(1) to 14.2(4)		2469	2469
		5	No. of Adhoc employees		0	0
		6	No. of contingency paid employees		0	0
		7	No. of work charged employees		0	0
		8	No. of contract employees		3076	3076
		B	Total (other than regular posts 14.2(5) to 14.2(8)		3076	3076
		C	Grand total (A+B)		5545	5545
	14.3	Actual expenditure (including DC)			63785.9	63785.90
Notes:- DC means Diminishing Cadre						

Haryana Power Generation Corporation Ltd.									
Physical Performance for the years 2020-21 & 2021-22									
Sr. No.	Particulars	2020-21				2021-22			
		Quantity		Amount (Rs. in lacs)		Quantity		Amount (Rs. in lacs)	
		Production	Sale	Production	Sale	Production	Sale	Production	Sale
1	Generation of power (million units)	5726.58	5267.81	0	299203.15	8312.48	7661.33	0	396925.63
	Total	5726.58	5267.81	0	299203.15	8212.48	7661.33	0	396925.63

Haryana Vidyut Prasaran Nigam Ltd.		
Company Profile		
1.1	Year of Incorporation(Date)	14.08.1998 (on bifurcation of Haryana State Electricity Board)
1.2	Act under which incorporated	The Companies Act, 1956
1.3	Contact details (Registered / Corporate Office)	
	1.3.1 Address	Shakti Bhawan, Sector-6, Panchkula
	1.3.2 District	Panchkula
	1.3.3 State	Haryana
	1.3.4 Pin	134 109
	1.3.5 URL address, if any	www.hvpn.gov.in
	1.3.6 E-mail address, if any	hvpn@hry.nic.in
	1.3.7 Telephone Numbers	0172-2561931-39
	1.3.8 Fax Numbers	0172-2565746
<p>Main Objectives:-</p> <ol style="list-style-type: none"> 1. Planning, designing, construction, erection and maintenance of transmission lines, sub-stations of voltage level 600KV & above and communication facilities. 2. To maintain an integrated and efficient power transmission system network. 3. Wheeling of power in accordance with the policies, guidelines laid down by the State Government and Haryana Electricity Regularity Commission (HERC) from time to time. 		

Haryana Vidyut Prasaran Nigam Ltd. (HVPNL)						
Financial data for the years 2020-21 & 2021-22						
Sr. No.	Particulars				Rs. in Lakh	
					2020-21	2021-22
1	Authorised Capital				500000.00	500000.00
2	Paid up share capital					
	2.1	Central Govt.			0.00	0.00
	2.2	State Govt.			399015.08	399015.08
	2.3	Others			0.00	0.00
		Total			399015.08	399015.08
3	Reserves & Surplus				68252.66	64759.98
4	Loans					
	4.1	Central Govt. Loan			0.00	0.00
	4.2	State Govt. Loan			0.00	0.00
	4.3	Others			415465.71	377490.90
	4.4	Working Capital			14028.40	40047.66
		Total			429494.11	417538.56
5	Grant-in-aid				0.00	0.00
6	Current Assets, Loan & Advances				103162.35	90826.76
7	Current Liabilities & Provisions				102153.21	96263.06
8	Net Working Capital				1009.14	-5436.30
9	Turnover/Revenue					
	9.1	from Govt. assigned activities			144984.35	201714.64
	9.2	from other core activities			0.00	0.00
	9.3	From miscellaneous activities			19504.87	14736.23
		Total			164489.22	216450.87
10	Profit / Loss (PAIT)					
	10.1	from Govt. assigned activities			-16166.47	-3141.01
	10.2	from other core activities			0.00	0.00
	10.3	From miscellaneous activities			0.00	0.00
		Total			-16166.47	-3141.01
11	Accumulated P/L				54518.66	59775.99
12	Dividend paid during the year				0.00	0.00
13	Status of Accounts (Audited upto the year)				2020-21	2021-22
14	Manpower					
	14.1	Sanctioned posts (Nos.)			10480	10480
	14.2	Filled up posts (Nos.)				
		1	No. of Group A employees		252	231
		2	No. of Group B employees		238	265
		3	No. of Group C employees		3672	3654
		4	No. of Group D employees		422	390
		A	Total (Regular posts 14.2(1) to 14.2(4)		4584	4540
		5	No. of Adhoc employees		0	0
		6	No. of contingency paid employees		0	0
		7	No. of work charged employees		0	0
		8	No. of contract employees		2528	2531
		B	Total (other than regular posts 14.2(5) to 14.2(8)		2528	2531
		C	Grand total (A+B)		7112	7071
	14.3	Actual expenditure (including DC)			79000.66	113679.66
Notes:- DC means Diminishing Cadre						

Haryana Vidyut Prasaran Nigam Ltd.					
Physical Performance for the years 2020-21 & 2021-22					
Sr. No.	Particulars	2020-21		2021-22	
		Units (in lakh)	Amt (in lakh)	Units (in lakh)	Amt (in lakh)
1	Total units wheeled (in MW)	516631.45	*117655.50	497594.13	*175043.48
2.	Total No. of Units received/sold	30558.13	28215.95	26100.91	26558.09

* Total Wheeling Charges during the year plus Revenue from SLDC, reactive energy charges & open access charges.

Uttar Haryana Bijli Vitran Nigam Ltd.		
Company Profile		
1.1	Year of Incorporation (Date)	15.03.1999
1.2	Act under which incorporated	The Companies Act, 1956
1.3	Contact details (Registered / Corporate Office)	
	1.3.1 Address	Regd. Office : IP-3, Sector-14, Panchkula
	1.3.2 District	Panchkula
	1.3.3 State	Haryana
	1.3.4 Pin	134 113
	1.3.5 URL address, if any	www.uhbvn.com
	1.3.6 E-mail address, if any	dst@uhbvn.org.in
	1.3.7 Telephone Numbers	0172-2524102
	1.3.8 Fax Numbers	-
<p>Main Objectives:-</p> <ol style="list-style-type: none"> 1.To arrange for the supply of electricity that may be required within the jurisdiction of UHBVN in an efficient & economical manner, with particular reference to the areas, which are not for the time being supplied or adequately supplied with electricity. 2. To supply electricity as soon as practicable to a licensee/other person requiring such supply. 3. To exercise such control in relation to the generation, distribution & utilization of electricity within the area of jurisdiction of UHBVN. 4. To collect data on the demand for, and the use of, electricity & to formulate perspective plans in co-ordination with the generating company or generating companies, if any, operating in the state for generation, transmission and distribution of electricity within its jurisdiction. 5. To prepare and carry out schemes for transmission, distribution & generally for promoting the use of electricity within the State. 		

Uttar Haryana Bijli Vitran Nigam Ltd. (UHBVNL)				
Financial data for the years 2020-21 & 2021-22				
Sr. No.	Particulars		Rs. in Lakh	
			2020-21	2021-22
1	Authorised Capital		1700000.00	1700000.00
2	Paid up share capital			
	2.1	Central Govt.	0.00	0.00
	2.2	State Govt.	1515903.38	1515903.38
	2.3	Others	54698.61	54698.61
		Total	1570601.99	1570601.99
3	Reserves & Surplus		77713.43	126703.60
4	Loans			
	4.1	Central Govt. Loan	0.00	0.00
	4.2	State Govt. Loan	8877.00	0.00
	4.3	Others	326329.25	340072.10
	4.4	Working Capital	165.39	142747.57
		Total	335371.64	482819.67
5	Grant-in-aid		278266.25	327584.22
6	Current Assets, Loan & Advances		191733.20	341837.13
7	Current Liabilities & Provisions		359515.05	427126.25
8	Net Working Capital		-167781.85	-85289.12
9	Turnover/Revenue			
	9.1	from Govt. assigned activities	0.00	0.00
	9.2	from other core activities	1257250.17	1417324.14
	9.3	From miscellaneous activities	0.00	0.00
		Total	1257250.17	1417324.14
10	Profit / Loss (PAIT)			
	10.1	from Govt. assigned activities	0.00	0.00
	10.2	from other core activities	39706.69	7777.67
	10.3	From miscellaneous activities	0.00	0.00
		Total	39706.69	7777.67
11	Accumulated P/L		-1499933.63	-1508213.45
12	Dividend paid during the year		0.00	0.00
13	Status of Accounts (Audited upto the year)		2020-21	2021-22
14	Manpower			
	14.1	Sanctioned posts (Nos.)	17422	17435
	14.2	Filled up posts (Nos.)		
	1	No. of Group A employees	95	112
	2	No. of Group B employees	265	335
	3	No. of Group C employees	6631	6773
	4	No. of Group D employees	323	289
	A	Total (Regular posts 14.2(1) to 14.2(4))	7314	7509
	5	No. of Adhoc employees	0	0
	6	No. of contingency paid employees	0	0
	7	No. of work charged employees	0	0
	8	No. of contract employees	5018	5085
	B	Total (other than regular posts 14.2(5) to 14.2(8))	5018	5085
	C	Grand total (A+B)	12332	12594
	14.3	Actual expenditure (including DC)	119366.30	165876.17
Notes:- DC means Diminishing Cadre				

Uttar Haryana Bijli Vitran Nigam Ltd.									
Physical Performance for the years 2020-21 & 2021-22									
Sr. No.	Particulars	2020-21				2021-22			
		Quantity (Mus)		Amount (Rs. in Lakhs)		Quantity (Mus)		Amount (Rs. in Lakhs)	
		Procurement/ Production	Sale	Procurement / Production	Sale	Procurement / Production	Sale	Procurement / Production	Sale
1.	Purchase	22563.74		987526.45		23708.97		1140881.06	
2.	Sale (within State)		17559.92		920869.03		19066.30		1015174.90
3.	Sale (outside State)		518.11		20564.97		682.98		27052.72

Dakshin Haryana Bijli Vitran Nigam Ltd.		
Company Profile		
1.1	Year of Incorporation(Date)	01.07.1999
1.2	Act under which incorporated	Electricity Act
1.3	Contact details (Registered / Corporate Office)	
	1.3.1 Address	Vidyut Sadan, Vidyut Nagar, Hisar-125005,Haryana
	1.3.2 District	Hisar
	1.3.3 State	Haryana
	1.3.4 Pin	125005
	1.3.5 URL address, if any	http://www.dhbvn.org.in/web/portal/home
	1.3.6 E-mail address, if any	md@dhbvn.org.in & 1912@dhbvn.org.in
	1.3.7 Telephone Numbers	01662- 223392
	1.3.8 Fax Numbers	01662- 223098
<p>Main Objectives:-</p> <p>Distribution /sale of electrical energy in a southern district of Haryana namely Faridabad, Palwal, Gurugram, Mewat, Rewari, M/Garh, Bhiwani, Hisar, Fatehabad, Sirsa & Jind.</p>		

Dakshin Haryana Bijli Vitran Nigam Ltd. (DHBVNL)						
Financial data for the years 2020-21 & 2021-22						
Sr. No.	Particulars				Rs. in Lakh	
					2020-21	2021-22
1	Authorised Capital				2500000.00	2500000.00
2	Paid up share capital					
	2.1	Central Govt.			0.00	0.00
	2.2	State Govt.			1339791.65	1345951.40
	2.3	Others			43727.41	43727.41
		Total			1383519.06	1389678.81
3	Reserves & Surplus				-1128237.41	-1094215.79
4	Loans					
	4.1	Central Govt. Loan			0.00	0.00
	4.2	State Govt. Loan			20638.76	14224.81
	4.3	Others			247132.93	271136.48
	4.4	Working Capital			59616.12	48840.75
		Total			327387.81	334202.04
5	Grant-in-aid				37781.40	50505.66
6	Current Assets, Loan & Advances				323208.67	321817.94
7	Current Liabilities & Provisions				366732.24	322411.14
8	Net Working Capital				-43523.57	-593.20
9	Turnover/Revenue					
	9.1	from Govt. assigned activities			1610214.99	1857443.63
	9.2	from other core activities			0.00	0.00
	9.3	From miscellaneous activities			0.00	0.00
		Total			1610214.99	1857443.63
10	Profit / Loss (PAIT)					
	10.1	from Govt. assigned activities			0.00	0.00
	10.2	from other core activities			23960.60	18526.44
	10.3	From miscellaneous activities			0.00	0.00
		Total			23960.60	18526.44
11	Accumulated P/L				-1334188.11	-1332151.93
12	Dividend paid during the year				0.00	0.00
13	Status of Accounts (Audited upto the year)				2020-21	2021-22
14	Manpower					
	14.1	Sanctioned posts (Nos.)			18855	22207
	14.2	Filled up posts (Nos.)				
		1	No. of Group A employees		100	96
		2	No. of Group B employees		244	265
		3	No. of Group C employees		8308	8574
		4	No. of Group D employees		286	277
		A	Total (Regular posts 14.2(1) to 14.2(4))		8938	9212
		5	No. of Adhoc employees		0	0
		6	No. of contingency paid employees		0	0
		7	No. of work charged employees		0	0
		8	No. of contract employees		7827	7757
		B	Total (other than regular posts 14.2(5) to 14.2(8))		7827	7757
		C	Grand total (A+B)		16765	16969
	14.3	Actual expenditure (including DC)			150607.32	122781.69
Notes:- DC means Diminishing Cadre						

Dakshin Haryana Bijli Vitran Nigam Ltd.

Physical Performance for the years 2020-21 & 2021-22

Sr. No.	Particulars	2020-21				2021-22			
		Quantity (in Mu)		Amount (Rs. in Lakh)		Quantity (in Mu)		Amount (Rs. in Lakh)	
		Procurement/ Production	Sale	Procurement/ Production	Sale	Procurement/ Production	Sale	Procurement/ Production	Sale
1.	Electricity Units	311979.27	250867.40	1356169.47	1548996.32	331466.80	277518.73	1581649.94	1793230.83

Haryana Tourism Corporation Ltd.		
Company Profile		
1.1	Year of Incorporation(Date)	1.5.1974
1.2	Act under which incorporated	The Companies Act, 1956
1.3	Contact details (Registered / Corporate Office)	
	1.3.1 Address	SCO No. 17-18-19, Sector 17-B, Chandigarh
	1.3.2 District	
	1.3.3 State	U.T. Chandigarh
	1.3.4 Pin	160017
	1.3.5 URL address, if any	www.haryanatourism.com
	1.3.6 E-mail address, if any	haryanatourism@gmail.com & htdcle@hry.nic.in
	1.3.7 Telephone Numbers	0172-2702955-56-57, 2770036
	1.3.8 Fax Numbers	0172-2703185
<p>Main Objectives:-</p> <p>1) To purchase, acquire, develop and take over from time to time all or any of the restaurants, bars, liquor vends, bonded warehouses, wholesale and retail vends of foreign liquor, cafeterias, canteens, milk bars, bakeries, shops, catering establishments, petrol pumps, repair work shops, tourist bungalows, hotels, huts, motels, guest houses, entertainment projects and other places of tourist, archeological and historic interest in Haryana and/or elsewhere, cars, buses, trucks, boats, ponies etc. from the government of the state of Haryana with all or any of the rights, licences and business for the purpose of boarding, lodging, stay, comfort and entertainment of tourists and run, maintain, manage and administer them.</p> <p>2) Purchase, produce, distribute and sell tourist publicity materials: edit, design, print, publish, sell or otherwise deal with books, magazines, periodicals, folders, inserts, guide maps pamphlets, bills, posters, picture, postcards, diaries, calendars, slides, cinematograph films and other material for the purpose of giving publicity to and developing tourism.</p> <p>3) To provide lodging and boarding and other facilities to the public including tourists, visitors and other delegates coming to India from foreign countries and to members of delegations and missions from foreign countries.</p>		

Haryana Tourism Corporation Ltd. (HTC)				
Financial data for the years 2020-21 & 2021-22				
Sr. No.	Particulars		Rs. in Lakh	
			2020-21	2021-22
1	Authorised Capital		4500.00	4500.00
2	Paid up share capital			
	2.1	Central Govt.	0.00	0.00
	2.2	State Govt.	3968.93	4012.62
	2.3	Others	0.00	0.00
		Total	3968.93	4012.62
3	Reserves & Surplus		-843.75	-1420.04
4	Loans			
	4.1	Central Govt. Loan	0.00	0.00
	4.2	State Govt. Loan	0.00	0.00
	4.3	Others	0.00	0.00
	4.4	Working Capital	0.00	0.00
		Total	0.00	0.00
5	Grant-in-aid		31729.82	33941.57
6	Current Assets, Loan & Advances		15808.43	16078.00
7	Current Liabilities & Provisions		11282.63	10621.22
8	Net Working Capital		4525.80	5456.78
9	Turnover/Revenue			
	9.1	from Govt. assigned activities	0.00	0.00
	9.2	from other core activities	32122.60	32985.01
	9.3	From miscellaneous activities	0.00	0.00
		Total	32122.60	32985.01
10	Profit / Loss (PAIT)			
	10.1	from Govt. assigned activities	0.00	0.00
	10.2	from other core activities	-891.58	-576.66
	10.3	From miscellaneous activities	0.00	0.00
		Total	-891.58	-576.66
11	Accumulated P/L		-1029.43	-1606.09
12	Dividend paid during the year		0.00	0.00
13	Status of Accounts (Audited upto the year)		2018-19	2018-19
14	Manpower			
	14.1	Sanctioned posts (Nos.)	2172	2172
	14.2	Filled up posts (Nos.)		
	1	No. of Group A employees	3	6
	2	No. of Group B employees	19	19
	3	No. of Group C employees	286	248
	4	No. of Group D employees	671	619
	A	Total (Regular posts 14.2(1) to 14.2(4))	979	892
	5	No. of Adhoc employees	0	0
	6	No. of contingency paid employees	0	0
	7	No. of work charged employees	0	0
	8	No. of contract employees	314	350
	B	Total (other than regular posts 14.2(5) to 14.2(8))	314	350
	C	Grand total (A+B)	1293	1242
	14.3	Actual expenditure (including DC)	7890.61	8498.92
Notes:- DC means Diminishing Cadre				

Haryana Tourism Corporation Ltd.			
Physical Performance for the years 2020-21 & 2021-22			
		2020-21	2021-22
Sr. No.	Particulars		
1	Tourist Complexes (Nos.)	44	43
2	Tourist Complexes in Profit (Nos.)	5	8
3	Tourist Arrivals (Nos. in lakh)	16.88	20.82
	i) Domestic	16.80	20.78
	ii) Foreign	0.08	0.04
4	Average Occupancy (%age)	43%	39%
5.	Foreign Exchange Earning (In lacs)	Nil	Nil

Haryana State Electronics Development Corporation Ltd.		
Company Profile		
1.1	Year of Incorporation(Date)	15.5.1982
1.2	Act under which incorporated	The Companies Act, 1956
1.3	Contact details (Registered / Corporate Office)	Haryana State Electronics Development Corporation Limited CIN U000001982SGC004963 SCO No. 111-113, Sector 17-B, Chandigarh
	1.3.1 Address	SCO No. 111-113, Sector 17-B, Chandigarh
	1.3.2 District	U.T. Chandigarh
	1.3.3 State	U.T. Chandigarh
	1.3.4 Pin	160017
	1.3.5 URL address, if any	www.hartron.org
	1.3.6 E-mail address, if any	cshartron@gmail.com
	1.3.7 Telephone Numbers	0172-2722961-62
	1.3.8 Fax Numbers	0172-2705529
<p>Main Objectives:-</p> <ol style="list-style-type: none"> 1) To provide infrastructural facilities like central testing, calibration/standardization, consultancy and functional estates to electronics industry particularly small scale and ancillary units in the State. 2) To identify potential electronics entrepreneurs in the state with technical and managerial background and to assist them with project identification, market surveys, feasibility reports/studies, finances by way of underwriting etc. 3) To conduct prototype development and pilot production of electronics system and companies for the benefit of industry particularly small scale units in the state. 4) To manufacture, buy, sell, import, export, alter, improve prepare for market, exchange, install, repair, service, let-on-hire or otherwise provide facilities and deal in all types of electronics, computers, opto-electronics/optics, electrical & solar energy systems, equipments, components, gadgets and their accessories and any other commercial or industrial electronics, electrical and solar energy projects, equipment and appliances and components and consumer articles products. 5) To acquire lands and develop them suitably for providing communication, power supply, water supply and other facilities and make them available for the purpose of establishing a new industrial undertaking, firm or company. 		

Haryana State Electronics Development Corporation Ltd. (HARTRON)				
Financial data for the years 2020-21 & 2021-22				
Sr. No.	Particulars		Rs. in Lakh	
			2020-21	2021-22
1	Authorised Capital		1000.00	1000.00
2	Paid up share capital			
	2.1	Central Govt.	0.00	0.00
	2.2	State Govt.	989.76	989.76
	2.3	Others	0.00	0.00
		Total	989.76	989.76
3	Reserves & Surplus		13002.71	13270.96
4	Loans			
	4.1	Central Govt. Loan	0.00	0.00
	4.2	State Govt. Loan	0.00	0.00
	4.3	Others	0.00	0.00
	4.4	Working Capital	0.00	0.00
		Total	0.00	0.00
5	Grant-in-aid		0.00	0.00
6	Current Assets, Loan & Advances		42539.26	41213.53
7	Current Liabilities & Provisions		30025.16	28760.40
8	Net Working Capital		12514.10	12453.13
9	Turnover/Revenue			
	9.1	from Govt. assigned activities	4245.98	6501.49
	9.2	from other core activities	3016.13	2086.64
	9.3	From miscellaneous activities	11.62	5.09
		Total	7273.73	8593.22
10	Profit / Loss (PAIT)			
	10.1	from Govt. assigned activities	1326.14	1832.22
	10.2	from other core activities	3016.13	2086.64
	10.3	From miscellaneous activities	0.00	15.09
		Total	4342.27	3933.95
11	Accumulated P/L		12959.16	13228.67
12	Dividend paid during the year		0.00	0.00
13	Status of Accounts (Audited upto the year)		2020-21	2020-21
14	Manpower			
	14.1	Sanctioned posts (Nos.)	329	329
	14.2	Filled up posts (Nos.)		
	1	No. of Group A employees	18	19
	2	No. of Group B employees	19	16
	3	No. of Group C employees	48	38
	4	No. of Group D employees	27	24
	A	Total (Regular posts 14.2(1) to 14.2(4))	112	97
	5	No. of Adhoc employees	0	0
	6	No. of contingency paid employees	0	0
	7	No. of work charged employees	0	0
	8	No. of contract employees	256	292
	B	Total (other than regular posts 14.2(5) to 14.2(8))	264	292
	C	Grand total (A+B)	368	389
	14.3	Actual expenditure (including DC)	2450.28	2781.93
Notes:- DC means Diminishing Cadre				

Haryana State Electronics Development Corporation Ltd.			
Physical Performance for the years 2020-21 & 2021-22			
		2020-21	2021-22
Sr. No.	Particulars		
1	IT Project		
i	Executed (Nos.)	2	2
ii	Revenue Generated (Rs.in lakhs)	107.57	105.61
2	Training Activities		
i	Training Programmes Organized (Nos.)		
ii	Officers/Officials trained (Nos.)		
iii	Revenue Generated (Rs.in lakhs)	233.69	
3	Franchise		
i	No of Centres	81	81
ii	Revenue Generated (Rs.in lakhs)	296.16	434.01
4	Placement Activity		
i	No of Person Deployed	434	
ii	Revenue Generated (Rs.in lakhs)	86.83	87.07
5	Infrastructure Development		
i	No of Projects	NIL	NIL
ii	Total cost of Projects		
iii	Hartron's Contribution (Rs.in lakhs)	553.17	314.14
iv	Revenue from Marketing Activity(Rs in lakhs)	259.90	179.38

Haryana Roadways Engineering Corporation Ltd.		
Company Profile		
1.1	Year of Incorporation(Date)	27.11.1987
1.2	Act under which incorporated	The Companies Act, 1956
1.3	Contact details (Registered / Corporate Office)	
	1.3.1 Address	6 th Milestone, Gurgaon Jaipur Highway, Behrampur Road, Khandsa, Gurugram
	1.3.2 District	Gurugram
	1.3.3 State	Haryana
	1.3.4 Pin	122001
	1.3.5 URL address, if any	-
	1.3.6 E-mail address, if any	gm.hrec27@gmail.com
	1.3.7 Telephone Numbers	0124-2215389, 2215660
	1.3.8 Fax Numbers	0124-2215389
<p>Main Objectives:-</p> <p>To fabricate bus bodies mainly for Haryana Roadways.</p>		

Haryana Roadways Engineering Corporation Ltd.(HREC)				
Financial data for the years 2020-21 & 2021-22				
Sr. No.	Particulars			Rs. in Lakh
			2020-21	2021-22
1	Authorised Capital			1500.00
2	Paid up share capital			
	2.1	Central Govt.	0.00	0.00
	2.2	State Govt.	675.00	680.00
	2.3	Others	0.00	0.00
		Total	675.00	680.00
3	Reserves & Surplus			-228.00
4	Loans			
	4.1	Central Govt. Loan	0.00	0.00
	4.2	State Govt. Loan	0.00	0.00
	4.3	Others	0.00	0.00
	4.4	Working Capital	0.00	0.00
		Total	0.00	0.00
5	Grant-in-aid			0.00
6	Current Assets, Loan & Advances			3390.18
7	Current Liabilities & Provisions			3250.91
8	Net Working Capital			139.27
9	Turnover/Revenue			
	9.1	from Govt. assigned activities	182.89	1235.11
	9.2	from other core activities	0.00	0.00
	9.3	From miscellaneous activities	245.13	116.57
		Total	428.02	1351.68
10	Profit / Loss (PAIT)			
	10.1	from Govt. assigned activities	-974.19	-581.79
	10.2	from other core activities	0.00	0.00
	10.3	From miscellaneous activities	0.00	0.00
		Total	-974.19	-581.79
11	Accumulated P/L			-228.00
12	Dividend paid during the year			0.00
13	Status of Accounts (Audited upto the year)			2020-21
14	Manpower			2021-22
	14.1	Sanctioned posts (Nos.)	206	206
	14.2	Filled up posts (Nos.)		
	1	No. of Group A employees	1	1
	2	No. of Group B employees	4	3
	3	No. of Group C employees	59	55
	4	No. of Group D employees	7	5
	A	Total (Regular posts 14.2(1) to 14.2(4))	71	64
	5	No. of Adhoc employees	0	0
	6	No. of contingency paid employees	0	0
	7	No. of work charged employees	16	19
	8	No. of contract employees	4	4
	B	Total (other than regular posts 14.2(5) to 14.2(8))	20	23
	C	Grand total (A+B)	91	87
	14.3	Actual expenditure (including DC)	698.30	871.86
Notes:- DC means Diminishing Cadre				

Haryana Roadways Engineering Corporation Ltd.									
Physical Performance for the years 2020-21 & 2021-22									
Sr. No.	Particulars	2020-21				2021-22			
		Quantity		Amount (Rs. in lakh)		Quantity		Amount (Rs. in lakh)	
		Procurement / Production	Sale	Procurement / Production	Sale	Procurement / Production	Sale	Procurement/ Production	Sale
1.	BUSES TRANSPORT DEPARTMENT	0	0	0	0	79 (Bus Chassis)	0	1362.75	0
2.	BUSES PRIVATE PARTY	0	0	0	0	0	0	0	0

Haryana State Medical Services Corporation Ltd.		
Company Profile		
1.1	Year of Incorporation (Date)	05.06.2014
1.2	Act under which incorporated	Companies Act
1.3	Contact details (Registered / Corporate Office)	
	1.3.1 Address	Bays 59-62, Sector 2, Panchkula
	1.3.2 District	Panchkula
	1.3.3 State	Haryana
	1.3.4 Pin	134112
	1.3.5 URL address, if any	www.Hmscl.org.in
	1.3.6 E-mail address, if any	hmsclmd@gmail.com ; achmscl@gmail.com
	1.3.7 Telephone Numbers	0172-2575578, 8319002767
	1.3.8 Fax Numbers	-
Main Objectives:-		
To Supply medicines and equipment to Government hospitals and medical colleges.		

Haryana Medical Services Corporation Ltd. (HMSCL)						
Financial data for the years 2020-21 & 2021-22						
Sr. No.	Particulars				Rs. in Lakh	
					2020-21	2021-22
1	Authorised Capital				1000.00	1000.00
2	Paid up share capital					
	2.1	Central Govt.			0.00	0.00
	2.2	State Govt.			500.00	500.00
	2.3	Others			0.00	0.00
		Total			500.00	500.00
3	Reserves & Surplus				2405.00	2414.00
4	Loans					
	4.1	Central Govt. Loan			0.00	0.00
	4.2	State Govt. Loan			0.00	0.00
	4.3	Others			0.00	0.00
	4.4	Working Capital			0.00	0.00
		Total			0.00	0.00
5	Grant-in-aid				0.00	0.00
6	Current Assets, Loan & Advances				33948.00	34118.00
7	Current Liabilities & Provisions				31070.00	31225.00
8	Net Working Capital				2878.00	2893.00
9	Turnover/Revenue					
	9.1	from Govt. assigned activities			1519.00	1549.00
	9.2	from other core activities			475.00	485.00
	9.3	From miscellaneous activities			0.00	0.00
		Total			1994.00	2034.00
10	Profit / Loss (PAIT)					
	10.1	from Govt. assigned activities			1007.00	1016.00
	10.2	from other core activities			0.00	0.00
	10.3	From miscellaneous activities			0.00	0.00
		Total			1007.00	1016.00
11	Accumulated P/L				4677.00	4686.00
12	Dividend paid during the year				0.00	0.00
13	Status of Accounts (Audited upto the year)				2019-20	2019-20
14	Manpower					
	14.1	Sanctioned posts (Nos.)			41	41
	14.2	Filled up posts (Nos.)			41	41
		1	No. of Group A employees		15	15
		2	No. of Group B employees		2	2
		3	No. of Group C employees		11	11
		4	No. of Group D employees		0	0
		A	Total (Regular posts 14.2(1) to 14.2(4))		28	28
		5	No. of Adhoc employees		0	0
		6	No. of contingency paid employees		0	0
		7	No. of work charged employees		33	33
		8	No. of contract employees		10	10
		B	Total (other than regular posts 14.2(5) to 14.2(8))		43	43
		C	Grand total (A+B)		71	71
	14.3	Actual expenditure (including DC)			328.00	344.00
Notes:- DC means Diminishing Cadre						

Haryana State Medical Services Corporation Ltd.

Physical Performance for the years 2020-21 and 2021-22

Sr. No.	Particulars	2020-21				2021-22			
		Quantity		Amount (In lakh)		Quantity		Amount (In lakh)	
		Procurement/ Production	Sale	Procurement/ Production	Sale	Procurement/ Production	Sale	Procurement/ Production	Sale
1.	Medicines and Equipment	-	-	37999	37999	-	-	37853	37853

Haryana Mass Rapid Transport Corporation Ltd.		
Company Profile		
1.1	Year of Incorporation (Date)	24.03.2012
1.2	Act under which incorporated	The Companies Act, 1956
1.3	Contact details (Registered / Corporate Office)	
	1.3.1 Address	C-3, HUDA Complex, Sector 6, Panchkula
	1.3.2 District	Panchkula
	1.3.3 State	Haryana
	1.3.4 Pin	134109
	1.3.5 URL address, if any	-
	1.3.6 E-mail address, if any	adphmrtc1@gmail.com
	1.3.7 Telephone Numbers	0172-2563003
	1.3.8 Fax Numbers	-
<p>Main Objectives:-</p> <ol style="list-style-type: none"> 1. To carry on the business of planning, designing, development, maintenance, operation of mass transit and other urban transport, last mile connectivity and people mover system of all types and description itself or in association with other undertaking(s) or agencies or companies through any turnkey contract, special purpose vehicle or otherwise by constructing, facilitating, construction, taking over, leasing either on its own or otherwise, and by building new transit routes of any mode or a combination of modes, with all infrastructural facilities. 2. To design, construct, undertake civil works, procure, install systems, rolling stock, tracks, signalling and telecommunication systems, automatic fare collection systems, and other systems/facilities, required for a successful metro links and other means of rapid transport and to test, commission, operate and maintain these systems. 3. To carry on business relating to setting up of new production units for manufacture of rolling stock, mass transit vehicles, signalling, interlocking and telecommunication equipment, bridge girders, structures, welded rails, prestressed concrete sleepers, various track components and other requirements for mass transit and other urban transport and people mover systems of any kind and description. 4. To carry on business relating to manufacture of new signalling, telecommunication and train and traffic control and management systems. 5. To design, plan, develop, re-develop, remodel existing railways stations, yards, depots, etc. and manage, maintain, operate the facilities so created either on its own or in association with other undertakings or agencies or companies through any turn-key contract, special purpose vehicle or otherwise. 6. To establish, provide, maintain and perform engineering, technical and consultancy services for development of urban mass transport projects of all types and descriptions anywhere in India or abroad, either individually or in association with other undertakings or agencies or companies or persons, including supply, erection, commissioning of equipment, testing, operation and maintenance and rendering all other services ancillary thereto. 7. To take over any existing urban mass transport projects owned by the State Govt. departments, boards, corporations/authorities/agencies with the assets and liabilities, so far as they relate to these projects and to operate these projects. 8. To commercially exploit, facilitate commercial exploitation of land and air space and other resources for optimal utilization of their potential. 9. To undertake construction of or facilitate road capacity improvement works such as new roads, road widening, parallel roads, slip roads, junction improvements, bridges road over bridges, road under bridges, flyovers, signalization, bus bays, parking facilities, foot over bridges and sub ways. 10. To undertake and/or facilitate transit oriented developmental activities on its own or on behalf of the Central and or State Government or any organizations belonging to or under the direct or indirect control of the central, state or local Governments, with a view to encourage dispersed growth and transit oriented development. 11. To run taxicabs, lorries, buses, cars, trucks, station wagons, airplanes, motors, railways, rail motors, vessels, boats and all other vehicles of whatsoever kind from one place to another as intercity or intra-city services or BRT feeder bus services for the purpose of carrying, conveying and transporting and for efficient running of the mass transit system. 12. To undertake building, strengthening, rebuilding or regarding ring of existing bridges. 13. To undertake laying and renewal of permanent way(s), including points and crossings. 14. To construct and modernize manufacturing, remanufacturing and repair workshops and maintenance depots. 		

Haryana Mass Rapid Transport Corporation Ltd. (HMRTC)				
Financial data for the years 2020-21 & 2021-22				
Sr. No.	Particulars		Rs. in Lakh	
			2020-21	2021-22
1	Authorised Capital		10000.00	10000.00
2	Paid up share capital			
	2.1	Central Govt.	0.00	0.00
	2.2	State Govt.	1440.00	1627.25
	2.3	Others	1383.52	1563.40
		Total	2823.52	3190.65
3	Reserves & Surplus		-374.72	-940.22
4	Loans			
	4.1	Central Govt. Loan	0.00	0.00
	4.2	State Govt. Loan	0.00	0.00
	4.3	Others	6877.02	202714.89
	4.4	Working Capital	0.00	0.00
		Total	6877.02	202714.89
5	Grant-in-aid		187.24	0.00
6	Current Assets, Loan & Advances		201916.14	13475.49
7	Current Liabilities & Provisions		194912.91	3613.91
8	Net Working Capital		7003.23	9861.58
9	Turnover/Revenue			
	9.1	from Govt. assigned activities	0.00	0.00
	9.2	from other core activities	0.00	0.00
	9.3	From miscellaneous activities	4959.80	5271.76
		Total	4959.80	5271.76
10	Profit / Loss (PAIT)			
	10.1	from Govt. assigned activities	0.00	0.00
	10.2	from other core activities	0.00	0.00
	10.3	From miscellaneous activities	-476.71	-565.49
		Total	-476.71	-565.49
11	Accumulated P/L		-374.72	-940.22
12	Dividend paid during the year		0.00	0.00
13	Status of Accounts (Audited upto the year)		2020-21	2020-21
14	Manpower			
	14.1	Sanctioned posts (Nos.)	1	1
	14.2	Filled up posts (Nos.)		
	1	No. of Group A employees	1	1
	2	No. of Group B employees	0	0
	3	No. of Group C employees	0	0
	4	No. of Group D employees	0	0
	A	Total (Regular posts 14.2(1) to 14.2(4))	1	1
	5	No. of Adhoc employees	0	0
	6	No. of contingency paid employees	0	0
	7	No. of work charged employees	0	0
	8	No. of contract employees	11	5
	B	Total (other than regular posts 14.2(5) to 14.2(8))	11	5
	C	Grand total (A+B)	12	6
	14.3	Actual expenditure (including DC)	58.91	107.12
Notes:- DC means Diminishing Cadre				

Haryana Knowledge Corporation Limited		
Company Profile		
1.1	Year of Incorporation (Date)	September 10th, 2013
1.2	Act under which incorporated	The Companies Act, 2013
1.3	Contact details (Registered / Corporate Office)	
	1.3.1	Address
	1.3.2	District
	1.3.3	State
	1.3.4	Pin
	1.3.5	URL address, if any
	1.3.6	E-mail address, if any
	1.3.7	Telephone Numbers
	1.3.8	Fax Numbers
4 th floor, HSIIDC IT Park, Plot No-1, Sector-22		
Panchkula		
Haryana		
134109		
www.hkcl.in		
cs@hkcl.in , amitk@hkcl.in , md@hkcl.in		
0172-5210251-52		

Main Objectives:-		
Vision		
To develop learning, governance and empowerment systems which are world-class and value-based and which are responsive to the individual and social developmental needs of the people by bridging the Digital Divide.		
Mission		
<p>To offer life-long learning, governance and empowerment services through appropriate partnerships to a very large population with various diversities : Bigger,</p> <p>With high quality of relevance and applicability in life and work : Better,</p> <p>At an affordable cost : Cheaper,</p> <p>Within a shortest possible time : Faster,</p> <p>With a wide accessibility from metros to villages: Wider,</p> <p>In a mass-personalized manner: Deeper,</p> <p>as it is critical for survival, development and empowerment of individuals, communities and nation.</p>		
Goals		
<p>To prepare people for knowledge-based economy and society</p> <p>To champion the cause of life-long learning and good governance</p> <p>To universalize applications of information technology with development orientation</p> <p>To stimulate the creation of world-class knowledge resources</p> <p>To provide universal access to people through Information Technology</p> <p>To bridge the Digital Divide and resultant Knowledge Divide.</p>		

Haryana Knowledge Corporation Ltd. (HKCL)				
Financial data for the years 2020-21 & 2021-22				
Sr. No.	Particulars		Rs. in Lakh	
			2020-21	2021-22
1	Authorised Capital		500.00	500.00
2	Paid up share capital			
	2.1	Central Govt.	0.00	0.00
	2.2	State Govt.	60.00	60.00
	2.3	Others	140.00	140.00
		Total	200.00	200.00
3	Reserves & Surplus		2293.21	2588.65
4	Loans			
	4.1	Central Govt. Loan	0.00	0.00
	4.2	State Govt. Loan	0.00	0.00
	4.3	Others	0.00	0.00
	4.4	Working Capital	0.00	0.00
		Total	0.00	0.00
5	Grant-in-aid		0.00	0.00
6	Current Assets, Loan & Advances		3493.72	3504.31
7	Current Liabilities & Provisions		1029.43	744.33
8	Net Working Capital		2464.29	2759.98
9	Turnover/Revenue			
	9.1	from Govt. assigned activities	572.60	293.11
	9.2	from other core activities	1233.62	811.79
	9.3	From miscellaneous activities	61.04	74.08
		Total	1867.26	1178.98
10	Profit / Loss (PAIT)			
	10.1	from Govt. assigned activities	111.05	78.19
	10.2	from other core activities	239.24	216.55
	10.3	From miscellaneous activities	11.84	19.76
		Total	362.13	314.50
11	Accumulated P/L		2293.21	2588.65
12	Dividend paid during the year			
13	Status of Accounts (Audited upto the year)		2020-21	2021-22
14	Manpower			
	14.1	Sanctioned posts (Nos.)	188	188
	14.2	Filled up posts (Nos.)		
	1	No. of Group A employees	1	1
	2	No. of Group B employees	8	8
	3	No. of Group C employees	3	3
	4	No. of Group D employees	0	0
	A	Total (Regular posts 14.2(1) to 14.2(4))	12	12
	5	No. of Adhoc employees	0	0
	6	No. of contingency paid employees	0	0
	7	No. of work charged employees	0	0
	8	No. of contract employees	114	113
	B	Total (other than regular posts 14.2(5) to 14.2(8))	114	113
	C	Grand total (A+B)	126	125
	14.3	Actual expenditure (including DC)	902.37	433.20
Notes:- DC means Diminishing Cadre				

Haryana Knowledge Corporation Ltd. (HKCL)			
Financial data for the years 2020-21 & 2021-22			
Sr. No.	Particulars	2020-21	2021-22
1	No. of Authorized Learning Centres	208	222
2	No. of Courses offered	22 to 25	20
3	No. of admission (HS-CIT & Wave/KLiC)	7484+5278	8129+8304
4	Online Admission Projects	Directorate General of Medical Education & Research(HN& NMC) ANM/GNM 2020-21	-
		SCERT Project for D.Ed Admissions 2020-21	SCERT Project for D.Ed Admissions 2021-22
5	Online Recruitment Projects	Haryana Staff Selection Commission (HSSC)	Haryana Staff Selection Commission (HSSC)
		-	Pt. BD Sharma University of Health Science
		Haryana Vidyut Prasaran Nigam Limited	-
6	Digital university projects	Bhagat Phool Singh Mahila Vishwavidyalaya	Bhagat Phool Singh Mahila Vishwavidyalaya
		Chaudhary Ranbir Singh University	
		Chaudhary Devi Lal University	
		Kurukshetra University	Kurukshetra University
		Guru Jambeswar University	Guru Jambeswar University
7	Others	PMGDISHA	PMGDISHA
		eAuction/ eTendering Project with Housing Board Haryana, School MIS, Employee's Transfers & Software Maintenance of Various Departments	eAuction/ eTendering Project with Housing Board Haryana, Employee's Transfers & Software Maintenance of Various Departments
		Manpower Recruitment Services through HARTRON (Till Dec-2020) and Ayushman-Bharat Department	Manpower Recruitment Services for Ayushman-Bharat Department
		Website & Application Development	Website & Application Development

Gurgaon Technology Park Ltd.			
Company Profile			
1.1	Year of Incorporation (Date)		07.02.1996
1.2	Act under which incorporated		The Companies Act, 2013
1.3	Contact details (Registered / Corporate Office)		
	1.3.1	Address	Infocity-I, Sector 34, Opp. Hero Handa Factory, Gurugram
	1.3.2	District	Gurugram
	1.3.3	State	Haryana
	1.3.4	Pin	122001
	1.3.5	URL address, if any	www.gtplinfinity.com
	1.3.6	E-mail address, if any	gtpl34@gmail.com
	1.3.7	Telephone Numbers	0124-4032212, 8826910868
	1.3.8	Fax Numbers	nil
<p>Main Objectives:-</p> <p>To undertake and carry on the business of setting up, developing, operating and managing Technology Parks, Media Parks, Financial Parks, Electronic Parks and real estate development of any kind and such allied business anywhere in India with a view to attract investment from multinational & other reputed companies, enterprises and undertakings, to facilitate induction of new technologies, modern management practices and work culture, generation of new employment opportunity in the state of Haryana with the intention to provide employment opportunity and to boost exports & industrial production/ productivity in the state of Haryana.</p>			

Financial data for the years 2020-21 & 2021-22				
Sr. No.	Particulars			Rs. in Lakh
			2020-21	2021-22
1	Authorised Capital			3000.00
2	Paid up share capital			
	2.1	Central Govt.	0.00	0.00
	2.2	State Govt.	0.00	0.00
	2.3	Others	1472.00	1472.00
		Total	1472.00	1472.00
3	Reserves & Surplus			4590.00
4	Loans			
	4.1	Central Govt. Loan	0.00	0.00
	4.2	State Govt. Loan	0.00	0.00
	4.3	Others	0.00	0.00
	4.4	Working Capital	0.00	0.00
		Total	0.00	0.00
5	Grant-in-aid			0.00
6	Current Assets, Loan & Advances			3164.65
7	Current Liabilities & Provisions			50..50
8	Net Working Capital			3114.15
9	Turnover/Revenue			
	9.1	from Govt. assigned activities	0.00	0.00
	9.2	from other core activities	193.78	231.98
	9.3	From miscellaneous activities	837.65	1296.77
		Total	1031.43	1528.75
10	Profit / Loss (PAIT)			
	10.1	from Govt. assigned activities	0.00	0.00
	10.2	from other core activities	595.67	952.47
	10.3	From miscellaneous activities	0.00	0.00
		Total	595.67	952.47
11	Accumulated P/L			3267.91
12	Dividend paid during the year			0.00
13	Status of Accounts (Audited upto the year)			2020-21
14	Manpower			2021-22
	14.1	Sanctioned posts (Nos.)	1	1
	14.2	Filled up posts (Nos.)		
		1 No. of Group A employees	0	0
		2 No. of Group B employees	1	1
		3 No. of Group C employees	0	0
		4 No. of Group D employees	0	0
		A Total (Regular posts 14.2(1) to 14.2(4))	1	1
		5 No. of Adhoc employees	1	1
		6 No. of contingency paid employees	0	0
		7 No. of work charged employees	0	0
		8 No. of contract employees	41	41
		B Total (other than regular posts 14.2(5) to 14.2(8))	42	42
		C Grand total (A+B)	43	43
	14.3	Actual expenditure (including DC)	118.00	129.00
Notes:- DC means Diminishing Cadre				

Gurgaon Technology Park Ltd. (GTPL)

Physical Performance for the years 2020-21 and 2021-22

Sr. No.	Particulars	2020-21				2021-22			
		Quantity		Amount (In lakh)		Quantity		Amount (In lakh)	
		Procurement/ Production	Sale	Procurement/ Production	Sale	Procurement/ Production	Sale	Procurement / Production	Sale
1.	Income from maintenance charges	Nil	Maintenance charges collected from units in infocity	Nil	193.78	Nil	Maintenance charges collected from units in infocity	Nil	231.98

Haryana International Horticultural Marketing Corporation Limited			
Company Profile			
1.1	Year of Incorporation (Date)		21.09.2018
1.2	Act under which incorporated		Companies Act 2013
1.3	Contact details (Registered / Corporate Office)		
	1.3.1	Address	C-6, Sector 6, Panchkula
	1.3.2	District	Panchkula
	1.3.3	State	Haryana
	1.3.4	Pin	134109
	1.3.5	URL address, if any	-
	1.3.6	E-mail address, if any	md.hihmc@gmail.com
	1.3.7	Telephone Numbers	0172-2560157
	1.3.8	Fax Numbers	

Main Objectives:

i) To set up market of international standards for handlings of fruits, vegetables and other perishables and develop for this purpose infrastructure and other related facilities initially at Gannaur or any other location in the State of Haryana as may be decided from time to time.

ii) To design, plan, build, construct, operate, manage, develop, finance and maintain agriculture, horticulture, dairy, poultry, livestock, dry-fruits related infrastructure, processing, exports and allied commercial activities relating to produce market projects in any territory of India and Abroad.

iii) To appoint transactional advisors, consultants to prepare feasibility studies, survey's, detailed project reports and tests to determine the desirability, viability, and feasibility of establishment of market and allied projects with user charges, revenue sharing, collaboration, participation, consortium, custom hiring etc in any territory of India and Abroad.

Haryana International Horticulture Marketing Corporation Ltd. (HIHMC)				
Financial data for the years 2020-21 & 2021-22				
Sr. No.	Particulars		Rs. in Lakh	
			2020-21	2021-22
1	Authorised Capital		1100.00	1100.00
2	Paid up share capital			
	2.1	Central Govt.	0.00	0.00
	2.2	State Govt.	0.00	0.00
	2.3	Others	100.00	100.00
		Total	100.00	100.00
3	Reserves & Surplus		-40.09	-110.20
4	Loans			
	4.1	Central Govt. Loan	0.00	0.00
	4.2	State Govt. Loan	0.00	0.00
	4.3	Others	0.00	0.00
	4.4	Working Capital	0.00	0.00
		Total	0.00	0.00
5	Grant-in-aid		0.00	0.00
6	Current Assets, Loan & Advances		483.08	220.92
7	Current Liabilities & Provisions		48.66	66.10
8	Net Working Capital		434.42	154.82
9	Turnover/Revenue			
	9.1	from Govt. assigned activities	0.00	0.00
	9.2	from other core activities	0.00	0.00
	9.3	From miscellaneous activities	6.58	9.29
		Total	6.58	9.29
10	Profit / Loss (PAIT)			
	10.1	from Govt. assigned activities	0.00	0.00
	10.2	from other core activities	0.00	0.00
	10.3	From miscellaneous activities	-36.57	-70.11
		Total	-36.57	-70.11
11	Accumulated P/L		-36.57	-70.11
12	Dividend paid during the year			
13	Status of Accounts (Audited upto the year)		2020-21	2021-22
14	Manpower			
	14.1	Sanctioned posts (Nos.)		
	14.2	Filled up posts (Nos.)		
	1	No. of Group A employees	0	0
	2	No. of Group B employees	0	0
	3	No. of Group C employees	0	0
	4	No. of Group D employees	0	0
	A	Total (Regular posts 14.2(1) to 14.2(4)	0	0
	5	No. of Adhoc employees	0	0
	6	No. of contingency paid employees	0	0
	7	No. of work charged employees	0	0
	8	No. of contract employees	8	8
	B	Total (other than regular posts 14.2(5) to 14.2(8)	8	8
	C	Grand total (A+B)	8	8
	14.3	Actual expenditure (including DC)	47.04	14.21
Notes:- DC means Diminishing Cadre				

The Haryana State Coop. Supply & Marketing Federation Ltd. (HAFED)			
Company Profile			
1.1	Year of Incorporation(Date)		1.11.1966
1.2	Act under which incorporated		Cooperative Societies Act, 1984
1.3	Contact details (registered / Corporate Office)		Managing Director 0172-2590518
	1.3.1	Address	Corporate Office, Sector-5, Panchkula -134019 Haryana
	1.3.2	District	Panchkula
	1.3.3	State	Haryana
	1.3.4	Pin	134109
	1.3.5	URL address, if any	www.hafed.gov.in
	1.3.6	E-mail address, if any	hafed@hry.nic.in
	1.3.7	Telephone Numbers	0172-2590520-26
	1.3.8	Fax Numbers	0172-2590711
<p>Main Objectives:-</p> <ul style="list-style-type: none"> To make arrangement for procurement, marketing and processing of agricultural produce and allied products. To make arrangement for supply of agricultural inputs such as fertilizers, seeds and agro chemicals. To facilitate the working of the affiliated Co-operative Societies. 			

Haryana State Coop Supply & Marketing Federation Ltd. (HAFED)					
Financial data for the years 2020-21 & 2021-22					
Sr. No.	Particulars			Rs. in Lakh	
				2020-21	2021-22
1	Authorised Capital			2333.48	2810.99
2	Paid up share capital				
	2.1	Central Govt.		0.00	0.00
	2.2	State Govt.		18.75	18.75
	2.3	Others		2314.73	2792.24
		Total		2333.48	2810.99
3	Reserves & Surplus			91916.19	112782.32
4	Loans				
	4.1	Central Govt. Loan		0.00	0.00
	4.2	State Govt. Loan		0.00	0.00
	4.3	Others		763.40	10484.11
	4.4	Working Capital		597003.19	380178.58
		Total		597766.59	390662.69
5	Grant-in-aid			2246.11	2831.85
6	Current Assets, Loan & Advances			693907.50	523523.30
7	Current Liabilities & Provisions			642224.39	436869.97
8	Net Working Capital			51683.11	86653.33
9	Turnover/Revenue				
	9.1	from Govt. assigned activities		0.00	0.00
	9.2	from other core activities		1660862.13	1772793.81
	9.3	From miscellaneous activities		0.00	0.00
		Total		1660862.13	1772793.81
10	Profit / Loss (PAIT)				
	10.1	from Govt. assigned activities		0.00	0.00
	10.2	from other core activities		15295.47	20712.85
	10.3	From miscellaneous activities		0.00	0.00
		Total		15295.47	20712.85
11	Accumulated P/L			0.00	0.00
12	Dividend paid during the year			0.00	652.93
13	Status of Accounts (Audited upto the year)			2020-21	2020-21
14	Manpower				
	14.1	Sanctioned posts (Nos.)		1397	1410
	14.2	Filled up posts (Nos.)			
		1	No. of Group A employees	40	37
		2	No. of Group B employees	29	29
		3	No. of Group C employees	553	516
		4	No. of Group D employees	146	161
		A	Total (Regular posts 14.2(1) to 14.2(4)	768	743
		5	No. of Adhoc employees	0	0
		6	No. of contingency paid employees	0	0
		7	No. of work charged employees	0	0
		8	No. of contract employees	725	634
		B	Total (other than regular posts 14.2(5) to 14.2(8)	725	634
		C	Grand total (A+B)	1493	1377
	14.3	Actual expenditure (including DC)		10112.74	9811.46
Notes:- DC means Diminishing Cadre					

The Haryana State Cooperative Supply & Marketing Federation Limited (HAFED)									
Physical Performance for the years 2020-21 & 2021-22									
Sr. No.	Particulars	2020-21				2021-22			
		Quantity		Amount (Rs. in lakh)		Quantity		Amount (Rs. in lakh)	
		Procurement / Production	Sale	Procurement/ Production	Sale	Procurement/ Production	Sale	Procurement/ Production	Sale
1	Wheat	29777650	616989.52	34761279	787232.92	3626623	769906	4525160.77	1045537.00
2	Mustard Seed	4535648	205816.21	4620508	214467.27	0	0	0	0
3	Gram	62242	3111.14	62179	3125.48	0	0	0	0
4	Sunflower Seed	67111	3881.88	66933	3596.81	3755.60	2256.55	3746.90	2281.31
5	Paddy/ Rice	18099742	368884.74	14137031	440940.83	1856719	398580.60	1314395.20	426832.80
6	Moong	5805	427.24	7385	548.10	0	0	1227.20	916.10
7	Bajra	5064292	113709.71	422372	7690.48	823.50	137.87	493748.25	98001.51
8	Maize	40585	783.32	0	0	0	0	1407	217
9	Groundnut	6516	350.27	146	8	0	0	630.60	336.88
10	Hafed Seed Plant Ganaur	57929.60	49815	1448.27	1552.72	57238.80	39715.20	103888512	129312691
11	Hafed Pesticides Plant Taroari	636.09	635.4	2228.62	2336.63	681.92 (MT) + 223308 (Ltr.)	681.92 (MT) + 223308 (Ltr.)	2784.15	2784.15
12	Hafed CFP Rohtak	17475	17554	3168	3600	20106	21940	4436	4598
13	Hafed AFP Saktakhara	6262	7233	1503	1498	9351	9561	1983	2075
14	Fertilizers	111018	111088	11081	10745	120173	121456	11620.07	11884.03
15	Mustard Oil	30040	29217	34010	38550	16717	17669	25682	29193
16	Soyabean Refined Oil	1008	1027	969	1201	1145	1108	1476	1753
17	Cotton Refined Oil	175	159	175	181	--	159	--	222
18	Mustard Cake	9804	10863	1699	2268	3735	4454	1018	1309
19	Sugar Cane	39644537.55	325584.37	13789.81	10320.43	289035	421496	12923	13233

The Panipat Coop. Sugar Mills Ltd., Panipat		
Company Profile		
1.1	Year of Incorporation(Date)	11.12.1955
1.2	Act under which incorporated	Cooperative Societies Act, 1984
1.3	Contact details (registered / Corporate Office)	
	1.3.1 Address	Gohana Road, Panipat
	1.3.2 District	Panipat
	1.3.3 State	Haryana
	1.3.4 Pin	132103
	1.3.5 URL address, if any	-
	1.3.6 E-mail address, if any	panipatsugarmills@gmail.com
	1.3.7 Telephone Numbers	0180-2651269-2651184
	1.3.8 Fax Numbers	0180-2655384
<p>Main Objectives:-</p> <p>(1) To manufacture white sugar out of sugarcane.</p> <p>(2) Implementation of welfare schemes for upliftment of growers/farmers of the region.</p> <p>(3) To undertake measures for development of sugarcane farming including supply of seed, manure, implements, irrigation facilities and other production requisites.</p> <p>(4) To undertake production of ethanol from sugarcane.</p>		

Panipat Coop. Sugar Mills Ltd.				
Financial data for the years 2020-21 & 2021-22				
Sr. No.	Particulars		Rs. in Lakh	
			2020-21	2021-22
1	Authorised Capital		10000.00	10000.00
2	Paid up share capital			
	2.1	Central Govt.	0.00	0.00
	2.2	State Govt.	5302.27	5302.27
	2.3	Others	144.45	144.45
		Total	5446.72	5446.72
3	Reserves & Surplus		14122.20	14161.02
4	Loans			
	4.1	Central Govt. Loan	0.00	0.00
	4.2	State Govt. Loan	45447.84	63670.84
	4.3	Others	7127.97	9953.30
	4.4	Working Capital	5772.13	6648.15
		Total	58347.94	80272.29
5	Grant-in-aid		0.00	0.00
6	Current Assets, Loan & Advances		24633.20	25218.69
7	Current Liabilities & Provisions		40084.29	45926.93
8	Net Working Capital		-15451.09	-20708.24
9	Turnover/Revenue			
	9.1	from Govt. assigned activities	0.00	0.00
	9.2	from other core activities	11188.59	13038.56
	9.3	From miscellaneous activities	507.67	425.81
		Total	11696.26	13464.37
10	Profit / Loss (PAIT)			
	10.1	from Govt. assigned activities	0.00	0.00
	10.2	from other core activities	-7894.11	-7971.95
	10.3	From miscellaneous activities	0.00	0.00
		Total	-7894.11	-7971.95
11	Accumulated P/L		-56526.60	-64498.55
12	Dividend paid during the year		0.00	0.00
13	Status of Accounts (Audited upto the year)		2019-20	2019-20
14	Manpower			
	14.1	Sanctioned posts (Nos.)	598	598
	14.2	Filled up posts (Nos.)		
	1	No. of Group A employees	5	3
	2	No. of Group B employees	0	0
	3	No. of Group C employees	161	150
	4	No. of Group D employees	264	258
	A	Total (Regular posts 14.2(1) to 14.2(4)	430	411
	5	No. of Adhoc employees	0	0
	6	No. of contingency paid employees	0	0
	7	No. of work charged employees	0	0
	8	No. of contract employees	0	0
	B	Total (other than regular posts 14.2(5) to 14.2(8)	0	0
	C	Grand total (A+B)	430	411
	14.3	Actual expenditure (including DC)	3005.49	3181.22
Notes:- DC means Diminishing Cadre				

The Panipat Co-operative Sugar Mills Ltd, Panipat

Physical Performance for the years 2020-21 & 2021-22

Sr.No.	Particulars	2020-21				2021-22			
		Quantity		Amount (Rs. in lakh)		Quantity		Amount (Rs. in lakh)	
		Procurement / Production (Qtl.)	Sale	Procurement/ Production	Sale	Procurement/ Production (Qtl.)	Sale	Procurement/ Production	Sale
1	Sugarcane Crushed (Lac Qtls.)	3269613	-	10598.42	-	3297986		11250.95	-
2.	Sugar Production (Lac Qtls.)	311420	277245.50	-	8539.96	275300	273815.50	-	9164.17
3.	Molasses Production (Lac Qtls.)	154033	122798.10	-	918.53	141999.20	171064.30	-	1471.62

The Karnal Cooperative Sugar Mills Ltd., Karnal		
Company Profile		
1.1	Year of Incorporation(Date)	3.1.1966
1.2	Act under which incorporated	Cooperative Societies Act,1984
1.3	Contact details (registered / Corporate Office)	
	1.3.1 Address	The Karnal Coop. Sugar Mills Ltd., Karnal
	1.3.2 District	Karnal
	1.3.3 State	Haryana
	1.3.4 Pin	132001
	1.3.5 URL address, if any	-
	1.3.6 E-mail address, if any	karnalSugarmill@gmail.com
	1.3.7 Telephone Numbers	0184-2269710,2269712,2269715
	1.3.8 Fax Numbers	0184-2284437
Main Objectives:-		
(1) To manufacture white sugar out of sugarcane.		
(2) Implementation of welfare schemes for upliftment of growers/farmers of the region.		
(3) To undertake measures for development of sugarcane farming including supply of seed, manure, implements, irrigation facilities and other production requisites.		

Karnal Coop. Sugar Mills Ltd.				
Financial data for the years 2020-21 & 2021-22				
Sr.No.	Particulars			Rs. in Lakh
			2020-21	2021-22
1	Authorised Capital			1676.04
2	Paid up share capital			1676.08
	2.1	Central Govt.	1222.00	1222.00
	2.2	State Govt.	454.04	454.04
	2.3	Others	0.00	0.00
		Total	1676.04	1676.04
3	Reserves & Surplus			0.00
4	Loans			0.00
	4.1	Central Govt. Loan	0.00	0.00
	4.2	State Govt. Loan	40312.49	46192.49
	4.3	Others	8258.85	7892.86
	4.4	Working Capital	9212.69	10180.92
		Total	57784.03	64266.27
5	Grant-in-aid			0.00
6	Current Assets, Loan & Advances			23595.62
7	Current Liabilities & Provisions			27619.00
8	Net Working Capital			-4023.38
9	Turnover/Revenue			0.00
	9.1	from Govt. assigned activities	0.00	0.00
	9.2	from other core activities	11904.08	14834.38
	9.3	From miscellaneous activities	0.00	0.00
		Total	11904.08	14834.38
10	Profit / Loss (PAIT)			
	10.1	from Govt. assigned activities	0.00	0.00
	10.2	from other core activities	-4680.41	-12578.21
	10.3	From miscellaneous activities	0.00	0.00
		Total	-4680.41	-12578.21
11	Accumulated P/L			-
12	Dividend paid during the year			31997.56
13	Status of Accounts (Audited upto the year)			-42522.17
14	Manpower			0.00
	14.1	Sanctioned posts (Nos.)	2020-21	2021-22
	14.2	Filled up posts (Nos.)	453	453
	1	No. of Group A employees	4	4
	2	No. of Group B employees	1	1
	3	No. of Group C employees	87	85
	4	No. of Group D employees	175	130
	A	Total (Regular posts 14.2(1) to 14.2(4))	267	220
	5	No. of Adhoc employees	70	65
	6	No. of contingency paid employees	0	0
	7	No. of work charged employees	0	0
	8	No. of contract employees	276	228
	B	Total (other than regular posts 14.2(5) to 14.2(8))	346	293
	C	Grand total (A+B)	613	513
	14.3	Actual expenditure (including DC)	2142.06	2223.42
Notes:- DC means Diminishing Cadre				

The Karnal Cooperative Sugar Mills Ltd., Karnal									
Physical Performance for the years 2020-21 & 2021-22									
Sr. No.	Particulars	2020-21				2021-22			
		Quantity (Qtls)		Amount (Rs. in lakh)		Quantity (Qtls)		Amount (Rs. in lakh)	
		Procurement/ Production	Sale	Procurement/ Production	Sale	Procurement/ Production	Sale	Procurement/ Production	Sale
1	Sugar	334520	353500	10233.49	10814.12	527350	393726	16941.78	12648.94
2	Molasses	164879	164880	1044.88	1044.89	282929	223510	2503.28	1977.56
3	Bagasse	968915	18002.25	2044.41	37.98	1544770	83654.9	3568.42	193.24

The Kaithal Cooperative Sugar Mills Ltd., Kaithal		
Company Profile		
1.1	Year of Incorporation(Date)	03-06-1970
1.2	Act under which incorporated	Cooperative Societies Act, 1984
1.3	Contact details (registered / Corporate Office)	
	1.3.1 Address	The Kaithal Cooperative Sugar Mills Ltd, Karnal Road Kaithal
	1.3.2 District	Kaithal
	1.3.3 State	Haryana
	1.3.4 Pin	136027
	1.3.5 URL address, if any	-
	1.3.6 E-mail address, if any	Ktlsugar@gmail.com
	1.3.7 Telephone Numbers	01746-234256, 235456
	1.3.8 Fax Numbers	01746-234256
Main Objectives:-		
(1) To manufacture white sugar out of sugarcane.		
(2) Implementation of welfare schemes for upliftment of growers/farmers of the region.		
(3) To undertake measures for development of sugarcane farming including supply of seed, manure, implements, irrigation facilities and other production requisites.		

Kaithal Coop. Sugar Mills Ltd.						
Financial data for the years 2020-21 & 2021-22						
Sr. No.	Particulars				Rs. in Lakh	
					2020-21	2021-22
1	Authorised Capital				7500.00	7500.00
2	Paid up share capital					
	2.1	Central Govt.			0.00	0.00
	2.2	State Govt.			5672.42	5672.42
	2.3	Others			1124.56	1168.83
		Total			6796.98	6841.25
3	Reserves & Surplus				8719.31	8883.18
4	Loans					
	4.1	Central Govt. Loan			0.00	0.00
	4.2	State Govt. Loan			35269.71	41273.71
	4.3	Others			1048.40	524.20
	4.4	Working Capital			8603.8	8832.46
		Total			44921.91	50630.37
5	Grant-in-aid				0.00	0.00
6	Current Assets, Loan & Advances				14537.97	14219.87
7	Current Liabilities & Provisions				30858.57	32606.93
8	Net Working Capital				-16320.6	-18387.06
9	Turnover/Revenue					
	9.1	from Govt. assigned activities			15821.61	16971.06
	9.2	from other core activities			2980.13	1928.14
	9.3	From miscellaneous activities			0.00	0.00
		Total			18801.74	18899.20
10	Profit / Loss (PAIT)					
	10.1	from Govt. assigned activities			0	0.00
	10.2	from other core activities			-6524.88	-7680.44
	10.3	From miscellaneous activities			0.00	0.00
		Total			-6524.88	-7680.44
11	Accumulated P/L				57916.76	-65597.19
12	Dividend paid during the year				0.00	0.00
13	Status of Accounts (Audited upto the year)				2020-21	2021-22
14	Manpower					
	14.1	Sanctioned posts (Nos.)			456	456
	14.2	Filled up posts (Nos.)				
		1	No. of Group A employees		3	3
		2	No. of Group B employees		0	0
		3	No. of Group C employees		202	201
		4	No. of Group D employees		355	355
		A	Total (Regular posts 14.2(1) to 14.2(4))		560	559
		5	No. of Adhoc employees		0	0
		6	No. of contingency paid employees		43	61
		7	No. of work charged employees		0	0
		8	No. of contract employees		0	0
		B	Total (other than regular posts 14.2(5) to 14.2(8))		43	61
		C	Grand total (A+B)		603	620
	14.3	Actual expenditure (including DC)			3498.94	4131.87
Notes:- DC means Diminishing Cadre						

The Kaithal Cooperative Sugar Mills Ltd., Kaithal									
Physical Performance for the years 2020-21 & 2021-22									
Sr. No.	Particulars	2020-21				2021-22			
		Quantity (In Qtl)		Amount (Rs. in lakh)		Quantity (In Qtl)		Amount (Rs. in lakh)	
		Procurement / Production	Sale	Procurement / Production	Sale	Procurement / Production	Sale	Procurement/ Production	Sale
1	Sugar	400854	345132.00	12842.08	11056.92	345875	321911.00	11555.93	10755.27
2	Molasses	210891	204798.10	1395.70	1355.36	205610	229280.75	1841.80	2053.85
3	Beggasse	1238621	96927.65	2046.45	160.14	1149071	189944.85	2526.24	417.59

The Sonipat Cooperative Sugar Mills Ltd., Sonipat		
Company Profile		
1.1	Year of Incorporation(Date)	10.12.1970
1.2	Act under which incorporated	Cooperative Societies Act,1984
1.3	Contact details (registered / Corporate Office)	
	1.3.1 Address	The Sonipat Coop. Sugar Mills Ltd., Sonipat
	1.3.2 District	Sonipat
	1.3.3 State	Haryana
	1.3.4 Pin	131001
	1.3.5 URL address, if any	www.sugarmillsonipat.in
	1.3.6 E-mail address, if any	sugarmillsonipat@gmail.com sonipatsugar@gmail.com
	1.3.7 Telephone Numbers	0130-6450523, 0130-6450396, 9728310007
	1.3.8 Fax Numbers	-
<p>Main Objectives:-</p> <p>(1) To develop the Sugar Cane crop in the assigned area and manufacturing of sugar from Sugar Cane.</p>		

Sonipat Coop. Sugar Mills Ltd.						
Financial data for the years 2020-21 & 2021-22						
Sr. No.	Particulars				Rs. in Lakh	
					2020-2021	2021-22
1	Authorised Capital				2000.00	2000.00
2	Paid up share capital					
	2.1	Central Govt.			0.00	0.00
	2.2	State Govt.			3533.00	3533.00
	2.3	Others			535.31	550.59
		Total			4068.31	4083.59
3	Reserves & Surplus				10135.03	10420.20
4	Loans					
	4.1	Central Govt. Loan			0.00	0.00
	4.2	State Govt. Loan			30652.07	35977.07
	4.3	Others			7814.99	6397.35
	4.4	Working Capital			6514.71	5536.77
		Total			44981.77	47911.19
5	Grant-in-aid				0.00	0.00
6	Current Assets, Loan & Advances				9969.11	10359.24
7	Current Liabilities & Provisions				17947.78	19870.97
8	Net Working Capital				-7978.67	-9511.73
9	Turnover/Revenue					
	9.1	from Govt. assigned activities			0.00	0.00
	9.2	from other core activities			9644.93	12245.16
	9.3	From miscellaneous activities			1146.74	2033.43
		Total			10791.67	14278.59
10	Profit / Loss (PAIT)					
	10.1	from Govt. assigned activities			0.00	0.00
	10.2	from other core activities			-7175.83	-5658.01
	10.3	From miscellaneous activities			0.00	0.00
		Total			-7175.83	-5658.01
11	Accumulated P/L				-41421.28	48597.11
12	Dividend paid during the year				0.00	0.00
13	Status of Accounts (Audited upto the year)				2020-21	2021-22
14	Manpower					
	14.1	Sanctioned posts (Nos.)			471	471
	14.2	Filled up posts (Nos.)				
		1	No. of Group A employees		2	3
		2	No. of Group B employees		0	0
		3	No. of Group C employees		95	90
		4	No. of Group D employees		192	175
		A	Total (Regular posts 14.2(1) to 14.2(4)		289	268
		5	No. of Adhoc employees		0	40
		6	No. of contingency paid employees		0	132
		7	No. of work charged employees		0	17
		8	No. of contract employees		190	175
		B	Total (other than regular posts 14.2(5) to 14.2(8)		190	364
		C	Grand total (A+B)		479	632
	14.3	Actual expenditure (including DC)			2236.17	2675.92
Notes:- DC means Diminishing Cadre						

The Sonipat Cooperative Sugar Mills Ltd., Sonipat

Physical Performance for the years 2020-21 & 2021-22

Sr. No.	Particulars	2020-21				2021-22			
		Quantity (in Qtls)		Amount (Rs. in lakh)		Quantity (in Qtls)		Amount (Rs. in lakh)	
		Procurement / Production	Sale	Procurement / Production	Sale	Procurement / Production	Sale	Procurement / Production	Sale
1	Sugar	301881	270906	-	8588.04	277664	317290	-	10683.12
2.	Molasses	158657	175476.10	-	1279.79	153477	185427.10	-	1941.89
3.	Bagasse	41769.35	-	108.04	-	26091.10	-	71.10	-

The Shahabad Cooperative Sugar Mills Ltd., Shahabad			
Company Profile			
1.1	Year of Incorporation(Date)		9.1.1976
1.2	Act under which incorporated		Cooperative Societies Act,1984
1.3	Contact details (registered / Corporate Office)		
	1.3.1	Address	The Shahabad Cooperative Sugar Mills Ltd, Ladwa Road Shahabad (M)., District. Kurukshetra
	1.3.2	District	Kurukshetra
	1.3.3	State	Haryana
	1.3.4	Pin	136135
	1.3.5	URL address, if any	-
	1.3.6	E-mail address, if any	scsmsbd@gmail.com
	1.3.7	Telephone Numbers	01744-240188
	1.3.8	Fax Numbers	01744-240118
Main Objectives:-			
(1) To manufacture white sugar out of sugarcane.			
(2) Implementation of welfare schemes for upliftment of growers/farmers of the region.			
(3) To undertake measures for development of sugarcane farming including supply of seed, manure, implements, irrigation facilities and other production requisites.			

Shahabad Coop. Sugar Mills				
Financial data for the years 2020-21 & 2021-22				
Sr. No.	Particulars			Rs. in Lakh
			2020-21	2021-22
1	Authorised Capital			3000.00
2	Paid up share capital			
	2.1	Central Govt.	0.00	0.00
	2.2	State Govt.	43.00	43.00
	2.3	Others	1332.60	1332.60
		Total	1375.60	1375.60
3	Reserves & Surplus			1.35
4	Loans			
	4.1	Central Govt. Loan	0.00	0.00
	4.2	State Govt. Loan	14628.57	20218.57
	4.3	Others	5979.76	9343.13
	4.4	Working Capital	20808.86	16181.00
		Total	41417.19	45742.70
5	Grant-in-aid			0.00
6	Current Assets, Loan & Advances			32356.67
7	Current Liabilities & Provisions			33797.85
8	Net Working Capital			-1441.18
9	Turnover/Revenue			
	9.1	from Govt. assigned activities	0.00	0.00
	9.2	from other core activities	28702.56	34326.02
	9.3	From miscellaneous activities	0.00	0.00
		Total	28702.56	34326.02
10	Profit / Loss (PAIT)			
	10.1	from Govt. assigned activities	0.00	0.00
	10.2	from other core activities	-3272.49	-4563.88
	10.3	From miscellaneous activities	0.00	0.00
		Total	-3272.49	-4563.88
11	Accumulated P/L			-
12	Dividend paid during the year			17518.64
13	Status of Accounts (Audited upto the year)			-22082.52
14	Manpower			
	14.1	Sanctioned posts (Nos.)	482	482
	14.2	Filled up posts (Nos.)		
	1	No. of Group A employees	4	2
	2	No. of Group B employees	3	3
	3	No. of Group C employees	171	154
	4	No. of Group D employees	333	296
	A	Total (Regular posts 14.2(1) to 14.2(4))	511	455
	5	No. of Adhoc employees	0	0
	6	No. of contingency paid employees	0	0
	7	No. of work charged employees	0	0
	8	No. of contract employees	4	1
	B	Total (other than regular posts 14.2(5) to 14.2(8))	4	1
	C	Grand total (A+B)	515	456
	14.3	Actual expenditure (including DC)	3613.19	3606.29
Notes:- DC means Diminishing Cadre				

The Shahabad Cooperative Sugar Mills Ltd., Shahabad									
Physical Performance for the years 2020-21 & 2021-22									
Sr. No.	Particulars	2020-21				2021-22			
		Quantity (in Qtls)		Amount (Rs. in lakh)		Quantity (in Qtls)		Amount (Rs. in lakh)	
		Procurement / Production	Sale	Procurement/ Production	Sale	Procurement/ Production	Sale	Procurement / Production	Sale
1	Sugar	802150	769088	-	23456.19	733050	883445	-	28600.96
		Export	133680	0.00	3079.05	Export	144460.00	0.00	3633.17
2	Molasses	348153	276315.70	2294.64	1821.17	340832	262427.75	2803.31	2158.44
3.	Bagasse	2066991.57	0.00	0.00	0.00	1990400.19	0.00	0.00	0.00

The Meham Cooperative Sugar Mills Ltd., Meham		
Company Profile		
1.1	Year of Incorporation(Date)	09.10.1987
1.2	Act under which incorporated	Haryana Cooperative Societies Act
1.3	Contact details (registered / Corporate Office)	VPO Bhaini Maharajpur Teh. Me ham Distt. Rohtak (Haryana)
	1.3.1	Address The Meham Coop. Sugar Mills Ltd., Meham
	1.3.2	District Rohtak
	1.3.3	State Haryana
	1.3.4	Pin 124112
	1.3.5	URL address, if any -
	1.3.6	E-mail address, if any me hamsugar@yahoo.co.in
	1.3.7	Telephone Numbers 01257-211146
	1.3.8	Fax Numbers 01257-218144
<p>Main Objectives:-</p> <p>(1) To manufacture white sugar out of sugarcane.</p> <p>(2) To undertake measures for development of sugarcane farming including supply of seed etc.</p>		

Meham Coop. Sugar Mills Ltd.						
Financial data for the years 2020-21 & 2021-22						
Sr. No.	Particulars				Rs. in Lakh	
					2020-21	2021-22
1	Authorised Capital				0.00	0.00
2	Paid up share capital				0.00	0.00
	2.1	Central Govt.			0.00	0.00
	2.2	State Govt.			5824.30	5824.30
	2.3	Others			468.75	468.75
		Total			6293.05	6293.05
3	Reserves & Surplus				4622.30	4795.24
4	Loans					
	4.1	Central Govt. Loan			0.00	0.00
	4.2	State Govt. Loan			38741.11	45721.11
	4.3	Others			897.00	498.33
	4.4	Working Capital			7179.86	7427.46
		Total			46817.97	53646.90
5	Grant-in-aid				0.00	0.00
6	Current Assets, Loan & Advances				10238.54	11205.28
7	Current Liabilities & Provisions				21917.78	23921.86
8	Net Working Capital				-11679.24	-12716.58
9	Turnover/Revenue					
	9.1	from Govt. assigned activities			0.00	0.00
	9.2	from other core activities			14396.85	13736.66
	9.3	From miscellaneous activities			0.00	0.00
		Total			14396.85	13736.66
10	Profit / Loss (PAIT)					
	10.1	from Govt. assigned activities			0.00	0.00
	10.2	from other core activities			-8300.62	-7906.49
	10.3	From miscellaneous activities			0.00	0.00
		Total			-8300.62	-7906.49
11	Accumulated P/L				-63706.25	-71672.74
12	Dividend paid during the year				0.00	0.00
13	Status of Accounts (Audited upto the year)				2020-21	2020-21
14	Manpower					
	14.1	Sanctioned posts (Nos.)			478	478
	14.2	Filled up posts (Nos.)				
		1	No. of Group A employees		3	3
		2	No. of Group B employees		0	0
		3	No. of Group C employees		203	188
		4	No. of Group D employees		326	303
		A	Total (Regular posts 14.2(1) to 14.2(4))		532	494
		5	No. of Adhoc employees		1	1
		6	No. of contingency paid employees		66	58
		7	No. of work charged employees		0	0
		8	No. of contract employees		47	51
		B	Total (other than regular posts 14.2(5) to 14.2(8))		114	110
		C	Grand total (A+B)		646	604
	14.3	Actual expenditure (including DC)			3817.07	4143.03
Notes:- DC means Diminishing Cadre						

The Meham Cooperative Sugar Mills Ltd., Meham									
Physical Performance for the years 2020-21 & 2021-22									
Sr. No.	Particulars	2020-21				2021-22			
		Quantity (in Qtls)		Amount (Rs. in lakh)		Quantity (in Qtls)		Amount (Rs. in lakh)	
		Procurement/ Production	Sale	Procurement/ Production	Sale	Procurement / Production	Sale	Procurement/ Production	Sale
1	Sugar	349890	407811	10767.74	12550.24	375550	368159	12506.26	11873.83
2	Brown Sugar	2437.60	2437.60	62.68	62.68	1487.20	1487.20	38.89	38.89
3	Molasses	194175	248654	1218.66	1560.58	220325	181212	1899.80	1562.55
4	Bagasse	116007	116007	232.31	213.87	166694	136694	298.76	244.99

The Jind Cooperative Sugar Mills Ltd., Jind		
Company Profile		
1.1	Year of Incorporation(Date)	01.08.1980
1.2	Act under which incorporated	Cooperative Societies Act ,1984
1.3	Contact details (registered / Corporate Office)	
	1.3.1 Address	The Jind Coop. Sugar Mills Ltd., Vill. Jhanj Khurd
	1.3.2 District	Jind
	1.3.3 State	Haryana
	1.3.4 Pin	126102
	1.3.5 URL address, if any	-
	1.3.6 E-mail address, if any	Jind_sugar@yahoo.in jindsugarmills@gmail.com
	1.3.7 Telephone Numbers	01681- 233353
	1.3.8 Fax Numbers	01681-233200
<p>Main Objectives:-</p> <p>(1) To manufacture white sugar out of sugarcane.</p> <p>(2) Implementation of welfare schemes for upliftment of growers/farmers of the region.</p> <p>(3) To undertake measures for development of sugarcane farming including supply of seed, manure, implements, irrigation facilities and other production requisites.</p>		

Jind Coop. Sugar Mills Ltd.				
Financial data for the years 2020-21 & 2021-22				
Sr. No.	Particulars			Rs. in Lakh
			2020-21	2021-22
1	Authorised Capital			6000.00
2	Paid up share capital			
	2.1	Central Govt.	0.00	0.00
	2.2	State Govt.	2693.00	2693.00
	2.3	Others	555.46	555.46
		Total	3248.46	3248.46
3	Reserves & Surplus			2262.10
4	Loans			
	4.1	Central Govt. Loan	0.00	0.00
	4.2	State Govt. Loan	31781.87	36751.86
	4.3	Others	918.12	363.29
	4.4	Working Capital	5736.91	6378.60
		Total	38436.90	43493.75
5	Grant-in-aid			0.00
6	Current Assets, Loan & Advances			8638.54
7	Current Liabilities & Provisions			15220.55
8	Net Working Capital			-6582.01
9	Turnover/Revenue			
	9.1	from Govt. assigned activities	0.00	0.00
	9.2	from other core activities	9412.71	11309.25
	9.3	From miscellaneous activities	2059.55	1752.68
		Total	11472.26	13061.93
10	Profit / Loss (PAIT)			
	10.1	from Govt. assigned activities	0.00	0.00
	10.2	from other core activities	-5937.67	-5293.96
	10.3	From miscellaneous activities	0.00	0.00
		Total	-5937.67	-5293.96
11	Accumulated P/L			-48736.23
12	Dividend paid during the year			0.00
13	Status of Accounts (Audited upto the year)			2020-21
14	Manpower			2021-22
	14.1	Sanctioned posts (Nos.)	459	459
	14.2	Filled up posts (Nos.)		
	1	No. of Group A employees	3	2
	2	No. of Group B employees	0	0
	3	No. of Group C employees	92	88
	4	No. of Group D employees	290	256
	A	Total (Regular posts 14.2(1) to 14.2(4))	385	346
	5	No. of Adhoc employees	0	0
	6	No. of contingency paid employees	0	0
	7	No. of work charged employees	73	73
	8	No. of contract employees	7	43
	B	Total (other than regular posts 14.2(5) to 14.2(8))	80	116
	C	Grand total (A+B)	465	462
	14.3	Actual expenditure (including DC)	2192.8	2288.4
Notes:- DC means Diminishing Cadre				

The Jind Cooperative Sugar Mills Ltd., Jind									
Physical Performance for the years 2020-21 & 2021-22									
Sr. No.	Particulars	2020-21				2021-22			
		Quantity		Amount (Rs. in lakh)		Quantity		Amount (Rs. in lakh)	
		Procurement / Production	Sale	Procurement / Production	Sale	Procurement / Production	Sale	Procurement / Production	Sale
1	Sugar Production (Lac Qtl.)	296505.00	277859.00	9444.40	8433.72	302230.00	292215.00	10098.95	9682.25
2	Molasses Production (Lac Qtl.)	150721.00	143221.00	1006.33	956.29	161583.00	155940.85	1334.13	1287.55
3	Bagasse Production (Lac Qtl.)	5245.35	5245.35	8.55	8.55	44072.75	44072.75	109.48	109.48
4	Press Mud Production (Lac Qtl.)	-	-	-	7.92	-	-	-	4.03

The Palwal Cooperative Sugar Mills Ltd., Palwal		
Company Profile		
1.1	Year of Incorporation(Date)	08.11.1973
1.2	Act under which incorporated	Cooperative Societies Act, 1984
1.3	Contact details (registered / Corporate Office)	
	1.3.1 Address	The Palwal Coop. Sugar Mills Ltd., Vill. Bamnikhera Palwal
	1.3.2 District	Palwal
	1.3.3 State	Haryana
	1.3.4 Pin	121102
	1.3.5 URL address, if any	-
	1.3.6 E-mail address, if any	Palwalsugarmills@yahoo.com
	1.3.7 Telephone Numbers	01275-297425
	1.3.8 Fax Numbers	-
Main Objectives:-		
(1) To manufacture white sugar out of sugarcane.		
(2) Implementation of welfare schemes for uplift ment of growers/farmers of the region.		
(3) To undertake measures for development of sugarcane farming including supply of seed, manure, implements, irrigation facilities and other production requisites.		

Palwal Coop. Sugar Mills Ltd.				
Financial data for the years 2020-21 & 2021-22				
Sr. No.	Particulars			Rs. in Lakh
			2020-21	2021-22
1	Authorised Capital			5000.00
2	Paid up share capital			5000.00
	2.1	Central Govt.	0.00	0.00
	2.2	State Govt.	1693.00	1693.00
	2.3	Others	307.69	308.77
		Total	2000.69	2001.77
3	Reserves & Surplus			8415.93
4	Loans			8647.03
	4.1	Central Govt. Loan	0.00	0.00
	4.2	State Govt. Loan	30101.80	35451.80
	4.3	Others	1028.54	7682.73
	4.4	Working Capital	5224.52	6246.63
		Total	36354.86	49381.16
5	Grant-in-aid			
6	Current Assets, Loan & Advances			8952.93
7	Current Liabilities & Provisions			9968.38
8	Net Working Capital			21156.81
9	Turnover/Revenue			23216.12
	9.1	from Govt. assigned activities	10484.74	0.00
	9.2	from other core activities	0.00	0.00
	9.3	From miscellaneous activities	0.00	0.00
		Total	10484.74	0.00
10	Profit / Loss (PAIT)			
	10.1	from Govt. assigned activities	0.00	0.00
	10.2	from other core activities	-7290.10	-6230.61
	10.3	From miscellaneous activities	0.00	0.00
		Total	-7290.10	-6230.61
11	Accumulated P/L			-44227.04
12	Dividend paid during the year			-50457.66
13	Status of Accounts (Audited upto the year)			0.00
14	Manpower			0.00
	14.1	Sanctioned posts (Nos.)	431	431
	14.2	Filled up posts (Nos.)		
	1	No. of Group A employees	1	1
	2	No. of Group B employees	3	3
	3	No. of Group C employees	133	112
	4	No. of Group D employees	241	223
	A	Total (Regular posts 14.2(1) to 14.2(4))	378	339
	5	No. of Adhoc employees	55	52
	6	No. of contingency paid employees	0	0
	7	No. of work charged employees	0	0
	8	No. of contract employees	142	189
	B	Total (other than regular posts 14.2(5) to 14.2(8))	142	189
	C	Grand total (A+B)	520	528
	14.3	Actual expenditure (including DC)	3278.28	3328.39
Notes:- DC means Diminishing Cadre				

The Palwal Cooperative Sugar Mills Ltd., Palwal									
Physical Performance for the years 2020-21 & 2021-22									
Sr. No	Particulars	2020-21				2021-22			
		Quantity (In Qtl)		Amount (Rs. in lakh)		Quantity (In Qtl)		Amount (Rs. in lakh)	
		Procurement /Production	Sale	Procurement /Production	Sale	Procurement /Production	Sale	Procurement /Production	Sale
1	Sugar	320150	280400	10221.21	8361.13	323005	279680	10983.49	9300.62
2	Molasses	159357	202450.60	1106.19	1405.33	174012	155840.56	1498.61	1342.11
3.	Bagasse	11294.45	11294.45	215.78	215.78	125865.15	125865.15	235.78	235.78

The Haryana Cooperative Sugar Mills Ltd., Rohtak		
Company Profile		
1.1	Year of Incorporation(Date)	1956
1.2	Act under which incorporated	Haryana Cooperative Societies Act
1.3	Contact details (registered / Corporate Office)	
	1.3.1 Address	The Haryana Coop. Sugar Mills Ltd., Bhali Anandpur, Rohtak
	1.3.2 District	Rohtak
	1.3.3 State	Haryana
	1.3.4 Pin	124001
	1.3.5 URL address, if any	-
	1.3.6 E-mail address, if any	rohtak.sugar@gmail.com rtk.sugar@gmail.com
	1.3.7 Telephone Numbers	01258-250641, 250800
	1.3.8 Fax Numbers	-
<p>Main Objectives:-</p> <p>(1) To manufacture white sugar out of sugarcane.</p> <p>(2) Implementation of welfare schemes for uplift ment of growers/farmers of the region.</p> <p>(3) To undertake measures for development of sugarcane farming including supply of seed, manure, implements, irrigation facilities and other production requisites.</p>		

Haryana Coop. Sugar Mills Rohtak				
Financial data for the years 2020-21 & 2021-22				
Sr. No.	Particulars			Rs. in Lakh
			2020-2021	2021-22
1	Authorised Capital			4550.11
2	Paid up share capital			4541.96
	2.1	Central Govt.	0.00	0.00
	2.2	State Govt.	4448.68	4448.68
	2.3	Others	101.43	93.28
		Total	4550.11	4541.96
3	Reserves & Surplus			13883.62
4	Loans			14714.71
	4.1	Central Govt. Loan	0.00	0.00
	4.2	State Govt. Loan	45903.84	50188.84
	4.3	Others	1632.62	989.38
	4.4	Working Capital	13286.86	9618.83
		Total	60823.32	60797.05
5	Grant-in-aid			0.00
6	Current Assets, Loan & Advances			0.00
7	Current Liabilities & Provisions			20105.63
8	Net Working Capital			24887.40
9	Turnover/Revenue			-5716.07
	9.1	from Govt. assigned activities	0.00	-11154.40
	9.2	from other core activities	18612.63	
	9.3	From miscellaneous activities	0.00	
		Total	18612.63	25019.97
10	Profit / Loss (PAIT)			
	10.1	from Govt. assigned activities	0.00	
	10.2	from other core activities	-8112.74	
	10.3	From miscellaneous activities	0.00	
		Total	-8112.74	-5722.80
11	Accumulated P/L			-62299.00
12	Dividend paid during the year			-68021.80
13	Status of Accounts (Audited upto the year)			0.00
14	Manpower			0.00
	14.1	Sanctioned posts (Nos.)	465	465
	14.2	Filled up posts (Nos.)		
	1	No. of Group A employees	5	3
	2	No. of Group B employees	5	5
	3	No. of Group C employees	144	131
	4	No. of Group D employees	168	158
	A	Total (Regular posts 14.2(1) to 14.2(4)	322	297
	5	No. of Adhoc employees	0	0
	6	No. of contingency paid employees	0	0
	7	No. of work charged employees	86	81
	8	No. of contract employees	264	221
	B	Total (other than regular posts 14.2(5) to 14.2(8)	350	302
	C	Grand total (A+B)	672	599
	14.3	Actual expenditure (including DC)	2644.86	2737.47
Notes:- DC means Diminishing Cadre				

The Haryana Cooperative Sugar Mills Ltd., Rohtak

Physical Performance for the years 2020-21 & 2021-22

Sr. No.	Particulars	2020-21				2021-22			
		Quantity		Amount (Rs. in lakh)		Quantity		Amount (Rs. in lakh)	
		Procurement / Production	Sale	Procurement / Production	Sale	Procurement / Production	Sale	Procurement / Production	Sale
1	Sugar	533271	382120	-	12456.69	559300	509331	-	17646.33
2	Molasses	290138	252712.25	-	1993.36	310789	345507.05	-	2931.89
3.	Bagesse	1922263		-	1675.42	1921855	203032.05	-	2629.11

Ch. Devi Lal Cooperative Sugar Mills Ltd., Gohana		
Company Profile		
1.1	Year of Incorporation(Date)	06.07.1979
1.2	Act under which incorporated	Cooperative Societies Act,1984
1.3	Contact details (registered / Corporate Office)	
	1.3.1 Address	Ch. Devi Lal Coop. Sugar Mills Ltd., SH-16A, Vill. Ahulana, Gohana (Sonipat)
	1.3.2 District	Sonipat
	1.3.3 State	Haryana
	1.3.4 Pin	131301
	1.3.5 URL address, if any	-
	1.3.6 E-mail address, if any	cdlsmgohana@gmail.com
	1.3.7 Telephone Numbers	01263- 298172
	1.3.8 Fax Numbers	NA
<p>Main Objectives:-</p> <p>(1) To manufacture white sugar out of sugarcane.</p> <p>(2) Implementation of welfare schemes for upliftment of growers/farmers of the region.</p> <p>(3) To undertake measures for development of sugarcane farming including supply of seed, manure, implements, irrigation facilities and other production requisites.</p>		

Ch. Devi Lal Coop. Sugar Mills Ltd. Gohana				
Financial data for the years 2020-21 & 2021-22				
Sr. No.	Particulars			Rs. in Lakh
			2020-21	2021-22
1	Authorised Capital			6779.03
2	Paid up share capital			6799.56
	2.1	Central Govt.	0.00	0.00
	2.2	State Govt.	1258.00	1258.00
	2.3	Others	5521.03	5541.56
		Total	6779.03	6799.56
3	Reserves & Surplus			6069.40
4	Loans			6160.51
	4.1	Central Govt. Loan	0.00	0.00
	4.2	State Govt. Loan	23290.63	27945.63
	4.3	Others	789.21	394.61
	4.4	Working Capital	8024.61	7344.08
		Total	32104.45	35684.32
5	Grant-in-aid			0.00
6	Current Assets, Loan & Advances			0.00
7	Current Liabilities & Provisions			13095.95
8	Net Working Capital			13563.32
9	Turnover/Revenue			14198.11
	9.1	from Govt. assigned activities	-467.37	-662.60
	9.2	from other core activities		
	9.3	From miscellaneous activities	0.00	0.00
		Total	12451.19	16192.41
10	Profit / Loss (PAIT)			
	10.1	from Govt. assigned activities	0.00	0.00
	10.2	from other core activities	-4343.22	-3755.91
	10.3	From miscellaneous activities	0.00	0.00
		Total	-4343.22	-3755.91
11	Accumulated P/L			-
12	Dividend paid during the year			38269.16
13	Status of Accounts (Audited upto the year)			-42025.07
14	Manpower			0.00
	14.1	Sanctioned posts (Nos.)	0.00	0.00
	14.2	Filled up posts (Nos.)	2020-21	2020-21
		1 No. of Group A employees	460	460
		2 No. of Group B employees		
		3 No. of Group C employees	4	3
		4 No. of Group D employees	1	1
		A Total (Regular posts 14.2(1) to 14.2(4))	195	173
		5 No. of Adhoc employees	145	170
		6 No. of contingency paid employees	345	347
		7 No. of work charged employees	0	0
		8 No. of contract employees	0	0
		B Total (other than regular posts 14.2(5) to 14.2(8))	261	225
		C Grand total (A+B)	606	572
	14.3	Actual expenditure (including DC)	2508.00	2713.43
Notes:- DC means Diminishing Cadre				

Ch. Devi Lal Cooperative Sugar Mills Ltd., Gohana									
Physical Performance for the years 2020-21 & 2021-22									
Sr. No.	Particulars	2020-21				2021-22			
		Quantity (in Qtls)		Amount (Rs. in lakh)		Quantity (in Qtls)		Amount (Rs. in lakh)	
		Procurement/ Production	Sale	Procurement/ Production	Sale	Procurement / Production	Sale	Procurement / Production	Sale
1	Sugar	396380	364005	-	10979.30	401210	428974	-	13824.23
2	Molasses	203900	193713	-	1342.27	216300	239020.20	-	2045.88
3	Bagasse	21712	20712	-	39.88	105065.75	105065.75	-	99.49

Haryana State Federation of Cooperative Sugar Mills Ltd.			
Company Profile			
1.1	Year of Incorporation(Date)		26.10.1966
1.2	Act under which incorporated		Cooperative Societies Act, 1984
1.3	Contact details (registered / Corporate Office)		
	1.3.1	Address	Bay No. 49-52, Sector-2, Panchkula.
	1.3.2	District	Panchkula
	1.3.3	State	Haryana
	1.3.4	Pin	134109
	1.3.5	URL address, if any	-
	1.3.6	E-mail address, if any	haryanasugarfed@gmail.com
	1.3.7	Telephone Numbers	0172-2590821- 822
	1.3.8	Fax Numbers	0172- 2590701
<p>Main Objectives:-</p> <p>The objectives of the federation are to co-ordinate and facilitate the working of affiliated cooperative sugar mills and to assist in the promotion and organization of new cooperative sugar mills in Haryana.</p>			

Haryana State Federation of Coop. Sugar Mills Ltd. (Sugar Federation)						
Financial data for the years 2020-21 & 2021-22						
Sr. No.	Particulars				Rs. in Lakh	
					2020-21	2021-22
1	Authorised Capital				0.00	0.00
2	Paid up share capital					
	2.1	Central Govt.			0.00	0.00
	2.2	State Govt.			112.63	105.62
	2.3	Others			1.10	1.10
		Total			113.73	106.72
3	Reserves & Surplus				122.40	128.65
4	Loans					
	4.1	Central Govt. Loan			0.00	0.00
	4.2	State Govt. Loan			0.00	0.00
	4.3	Others			0.00	0.00
	4.4	Working Capital			0.00	0.00
		Total			0.00	0.00
5	Grant-in-aid				0.00	0.00
6	Current Assets, Loan & Advances				6503.22	521.77
7	Current Liabilities & Provisions				6393.84	431.72
8	Net Working Capital				109.38	90.05
9	Turnover/Revenue				0.00	0.00
	9.1	from Govt. assigned activities			0.00	0.00
	9.2	from other core activities			0.00	0.00
	9.3	From miscellaneous activities			0.00	0.00
		Total			0.00	0.00
10	Profit / Loss (PAIT) *				0.00	0.00
	10.1	Total income			0.00	0.00
	10.2	Total expenditure			0.00	0.00
	10.3	Profit/loss			0.00	0.00
		Total			0.00	0.00
11	Accumulated P/L				0.00	0.00
12	Dividend paid during the year				0.00	0.00
13	Status of Accounts (Audited upto the year)				2020-21	2020-21
14	Manpower					
	14.1	Sanctioned posts (Nos.)			144	144
	14.2	Filled up posts (Nos.)				
		1	No. of Group A employees		3	2
		2	No. of Group B employees		2	2
		3	No. of Group C employees		17	15
		4	No. of Group D employees		12	12
		A	Total (Regular posts 14.2(1) to 14.2(4)		34	31
		5	No. of Adhoc employees		0	0
		6	No. of contingency paid employees		0	0
		7	No. of work charged employees		0	0
		8	No. of contract employees		12	13
		B	Total (other than regular posts 14.2(5) to 14.2(8)		12	13
		C	Grand total (A+B)		46	44
	14.3	Actual expenditure (including DC)			475.94	483.31
Notes:- DC means Diminishing Cadre						

Haryana State Federation of Consumers Cooperative Wholesale Stores Ltd. (CONFED)		
	Company Profile	
1.1	Year of Incorporation(Date)	1.10.1966
1.2	Act under which incorporated	Cooperative Societies Act.,1984
1.3	Contact details (registered / Corporate Office)	
	1.3.1	Address
	1.3.2	District
	1.3.3	State
	1.3.4	Pin
	1.3.5	URL address, if any
	1.3.6	E-mail address, if any
	1.3.7	Telephone Numbers
	1.3.8	Fax Numbers
<p>Main Objectives:-</p> <p>(1) To make bulk procurement of consumer goods from within the state and other state(s) for sale and supply to affiliated societies/stores and arrange for proper storage, packing, grading and transport of such goods.</p> <p>(2) To function as an agent of government and its under takings in public, private and cooperative sector for the distribution of controlled and other consumer goods and to import consumer goods from abroad in suitable circumstances on behalf of affiliated societies and other cooperatives.</p>		

Haryana State Federation of Consumers Coop Wholesale Ltd. (CONFED)						
Financial data for the years 2020-21 & 2021-22						
Sr. No.	Particulars				Rs. in Lakh	
					2020-21	2021-22
1	Authorised Capital				3000.00	3000.00
2	Paid up share capital					
	2.1	Central Govt.			0.00	0.00
	2.2	State Govt.			408.42	408.42
	2.3	Others			5.14	5.14
		Total			413.56	413.56
3	Reserves & Surplus				12011.12	13088.58
4	Loans					
	4.1	Central Govt. Loan			0.00	0.00
	4.2	State Govt. Loan			0.00	0.00
	4.3	Others			0.00	0.00
	4.4	Working Capital			22371.13	29347.38
		Total			22371.13	29347.38
5	Grant-in-aid				0.00	0.00
6	Current Assets, Loan & Advances				63066.32	56199.77
7	Current Liabilities & Provisions				40695.19	26852.39
8	Net Working Capital				22371.13	29347.38
9	Turnover/Revenue					
	9.1	from Govt. assigned activities			37687.80	39350.36
	9.2	from other core activities			0.00	0.00
	9.3	From miscellaneous activities			0.00	0.00
		Total			37687.80	39350.36
10	Profit / Loss (PAIT)					
	10.1	from Govt. assigned activities			3360.52	4435.98
	10.2	from other core activities			0.00	0.00
	10.3	From miscellaneous activities			0.00	0.00
		Total			3360.52	4435.98
11	Accumulated P/L				11207.90	15624.94
12	Dividend paid during the year				0.00	0.00
13	Status of Accounts (Audited upto the year)				2015-16	2015-16
14	Manpower					
	14.1	Sanctioned posts (Nos.)			317	317
	14.2	Filled up posts (Nos.)				
		1	No. of Group A employees		1	1
		2	No. of Group B employees		1	1
		3	No. of Group C employees		13	13
		4	No. of Group D employees		19	17
		A	Total (Regular posts 14.2(1) to 14.2(4)		34	32
		5	No. of Adhoc employees		0	0
		6	No. of contingency paid employees		0	0
		7	No. of work charged employees		0	0
		8	No. of contract employees		99	100
		B	Total (other than regular posts 14.2(5) to 14.2(8)		99	100
		C	Grand total (A+B)		133	132
	14.3	Actual expenditure (including DC)			1214.93	837.01
Notes:- DC means Diminishing Cadre						

Haryana State Federation of Consumers Cooperative Wholesale Stores Ltd. (CONFED)									
Physical Performance for the years 2020-21 & 2021-22									
Sr. No.	Particulars	2020-21				2021-22			
		Quantity		Amount (Rs. in lakh)		Quantity		Amount (Rs. in lakh)	
		Procurement / Production	Sale	Procurement / Production	Sale	Procurement / Production	Sale	Procurement/ Production	Sale
1.	Wheat procurement (lac in MT)	0	0	0	424.17	0	0	0	6.76
2.	Paddy procurement (Lac in MT)	0	0	0	144.94	0	0	0	0
3.	PDS items (lac in Qtl.	140.5	139.5	53111.06	65132.15	140.5	139.5	53111.06	38318.30
4.	LPG (No in lacs)	1.55	1.55	1005.5	1102.5	1.55	1.55	1005.5	1025.30

The Haryana State Cooperative Apex Bank Ltd.		
Company Profile		
1.1	Year of Incorporation(Date)	01.11.1966
1.2	Act under which incorporated	Cooperative Societies Act, 1984
1.3	Contact details (registered / Corporate Office)	
	1.3.1 Address	SCO 78-80, Sector 17-B, Chandigarh
	1.3.2 District	-
	1.3.3 State	UT, Chandigarh
	1.3.4 Pin	160017
	1.3.5 URL address, if any	-
	1.3.6 E-mail address, if any	harcobank@yahoo.com
	1.3.7 Telephone Numbers	0172-2714520
	1.3.8 Fax Numbers	0172-2704349
<p>Main Objectives:-</p> <ol style="list-style-type: none"> 1.) To provide credit and Banking facilities to the members and non-members. 2.) Better resource mobilization. 3.) To act as apex financing institution for Central Cooperative Banks. 4.) To lay quality standards and its monitoring for effective functioning of HSCB and Central Cooperative Banks. 5.) To improve human resource development. 6.) To implement Core Banking Solution (CBS) in Apex Bank as well as Central Coop. Banks. 7.) To facilitate Central Cooperative Banks for timely receipt of interest subvention claims from NABARD/Govt. of India. 8.) To improve the financial position of the Primary Agricultural Co-operative Societies (PACS) in the State. 		

Haryana State Coop Apex Bank.(HARCO Bank)					
Financial data for the years 2020-21 & 2021-22					
Sr. No.	Particulars			Rs. in Lakh	
				2020-21	2021-22
1	Authorised Capital			40000.00	40000.00
2	Paid up share capital				
	2.1	Central Govt.		0.00	0.00
	2.2	State Govt.		16129.71	20440.00
	2.3	Others		16431.25	17258.25
		Total		32560.96	37698.25
3	Reserves & Surplus			70628.71	71147.91
4	Loans				
	4.1	Central Govt. Loan		0.00	0.00
	4.2	State Govt. Loan		0.00	0.00
	4.3	Others		400647.53	467404.71
	4.4	Working Capital		0.00	0.00
		Total		400647.53	467404.71
5	Grant-in-aid				
6	Current Assets, Loan & Advances			870284.92	961566.21
7	Current Liabilities & Provisions			770527.56	850239.46
8	Net Working Capital			99757.36	111326.75
9	Turnover/Revenue				
	9.1	from Govt. assigned activities		0.00	0.00
	9.2	from other core activities		51626.98	49272.04
	9.3	From miscellaneous activities		0.00	0.00
		Total		51626.98	49272.04
10	Profit / Loss (PAIT)				
	10.1	from Govt. assigned activities		0.00	0.00
	10.2	from other core activities		6135.64	6783.57
	10.3	From miscellaneous activities		0.00	0.00
		Total		6135.64	6783.57
11	Accumulated P/L			11285.81	18069.38
12	Dividend paid during the year			0.00	0.00
13	Status of Accounts (Audited upto the year)			2020-21	2021-22
14	Manpower				
	14.1	Sanctioned posts (Nos.)		593	593
	14.2	Filled up posts (Nos.)			
		1	No. of Group A employees	40	37
		2	No. of Group B employees	59	45
		3	No. of Group C employees	128	109
		4	No. of Group D employees	41	40
		A	Total (Regular posts 14.2(1) to 14.2(4)	268	231
		5	No. of Adhoc employees	0	0
		6	No. of contingency paid employees	0	0
		7	No. of work charged employees	0	24
		8	No. of contract employees	53	73
		B	Total (other than regular posts 14.2(5) to 14.2(8)	53	97
		C	Grand total (A+B)	321	328
	14.3	Actual expenditure (including DC)		2956.86	3186.58
Notes:- DC means Diminishing Cadre					

The Haryana State Cooperative Apex Bank Ltd.			
Physical Performance for the years 2020-21 & 2021-22			
Sr. No	Particulars	2020-21	2021-22
1	Deposits	364546.82	382468.00
2	Borrowings	400647.53	467404.00
3	Loan Issued	838411.00	760600.00
4	Loan Outstanding	693495.00	714824.00
5	Recoveries %	99.95%	99.91%

The Haryana State Cooperative Agriculture and Rural Development Bank Ltd.		
Company Profile		
1.1	Year of Incorporation(Date)	01.11.1966
1.2	Act under which incorporated	Cooperative Societies Act,1984
1.3	Contact details (registered / Corporate Office)	
	1.3.1	Address
	1.3.2	District
	1.3.3	State
	1.3.4	Pin
	1.3.5	URL address, if any
	1.3.6	E-mail address, if any
	1.3.7	Telephone Numbers
	1.3.8	Fax Numbers
<p>Main Objectives:-</p> <p>The main objective of the bank is purveyance of long term credit to agriculturists through District Primary Agriculture and Rural Development Banks (DPCARDBs) and their branches. HSCARDB acts as an Apex Institution both for providing long-term finance and for coordinating the functions of DPCARDBs and their branches.</p>		

Haryana State Cooperative Agriculture & Rural Development Bank(HSCA&RDB)				
Financial data for the years 2020-21 & 2021-22				
Sr. No.	Particulars			Rs. in Lakh
			2020-21	2021-22
1	Authorised Capital			16000.00
2	Paid up share capital			
	2.1	Central Govt.	0.00	0.00
	2.2	State Govt.	1315.00	1315.00
	2.3	Others	3046.02	3046.02
		Total	4361.02	4361.02
3	Reserves & Surplus			51130.92
4	Loans			
	4.1	Central Govt. Loan	3441.13	3441.13
	4.2	State Govt. Loan	89985.22	97485.22
	4.3	Others	35640.69	17181.98
	4.4	Working Capital	269847.14	262645.66
		Total	398914.18	380753.99
5	Grant-in-aid			7000.00
6	Current Assets, Loan & Advances			268033.76
7	Current Liabilities & Provisions			253547.24
8	Net Working Capital			14486.52
9	Turnover/Revenue			
	9.1	from Govt. assigned activities	0.00	0.00
	9.2	from other core activities	8811.30	3774.60
	9.3	From miscellaneous activities	0.00	0.00
		Total	8811.30	3774.60
10	Profit / Loss (PAIT)			
	10.1	from Govt. assigned activities	0.00	0.00
	10.2	from other core activities	2380.83	-4897.04
	10.3	From miscellaneous activities	0.00	0.00
		Total	2380.83	-4897.04
11	Accumulated P/L			-36653.40
12	Dividend paid during the year			0.00
13	Status of Accounts (Audited upto the year)			2019-20
14	Manpower			
	14.1	Sanctioned posts (Nos.)	2031	2031
	14.2	Filled up posts (Nos.)		
	1	No. of Group A employees	10	10
	2	No. of Group B employees	15	12
	3	No. of Group C employees	446	435
	4	No. of Group D employees	224	152
	A	Total (Regular posts 14.2(1) to 14.2(4)	695	609
	5	No. of Adhoc employees	13	13
	6	No. of contingency paid employees	0	0
	7	No. of work charged employees	0	0
	8	No. of contract employees	10	40
	B	Total (other than regular posts 14.2(5) to 14.2(8)	23	53
	C	Grand total (A+B)	718	662
	14.3	Actual expenditure (including DC)	8897.18	11362.11
Notes:- DC means Diminishing Cadre				

The Haryana State Cooperative Agriculture and Rural Development Bank Ltd.					
Physical Performance for the years 2020-21 & 2021-22					
Sr. No.	Particulars	2020-21		2021-22	
		Loan Advanced			
		No. of beneficiaries	Amount (Rs. in lakh)	No. of beneficiaries	Amount (Rs. in lakh)
1	Minor Irrigation	329	1376.55	412	1717.35
2	Farm Mechanisation	16	67.00	8	23.50
3	Land Development	114	492.61	173	721.15
4	Dairy Development	85	287.55	96	288.44
5	Hort./Farm Forestry	84	407.70	168	800.60
6	Rural Housing	77	210.50	134	349.80
7	Non Farm Sector	234	912.00	420	1396.55
8	Purchase of Land	8	56.70	13	78.00
9	Rural Godowns	0	0.00	3	18.00
10	Others	54	187.65	73	197.00
	Total	1001	3998.26	1500	5590.39

<p style="text-align: center;">The Haryana State Cooperative Development Federation Ltd. (HARCOFED)</p>		
<p style="text-align: center;">Company Profile</p>		
1.1	Year of Incorporation(Date)	1.11.1966
1.2	Act under which incorporated	Cooperative Societies Act,1984
1.3	Contact details (registered / Corporate Office)	
	1.3.1 Address	Bays 49-52, Sector 2
	1.3.2 District	Panchkula
	1.3.3 State	Haryana
	1.3.4 Pin	134139
	1.3.5 URL address, if any	-
	1.3.6 E-mail address, if any	harcofed@ymail.com
	1.3.7 Telephone Numbers	0172-2560340
	1.3.8 Fax Numbers	0172-2560332
<p>Main Objectives:-</p> <p>HARCOFED is primarily an educational institution entrusted with responsibility of imparting education and training to committee members, members, prospective members, young leaders and employees of co-operative institutions in Haryana state. Besides, being the mouthpiece of co-operative movement in the state, it is also one of its primary objectives to publicise the activities and achievements of various co-operative institutions.</p>		

Haryana State Coop. Development Federation Ltd. (HARCOFED)						
Financial data for the years 2020-21 & 2021-22						
Sr. No.	Particulars				Rs. in Lakh	
					2020-21	2021-22
1	Authorised Capital				0.00	0.00
2	Paid up share capital					
	2.1	Central Govt.			0.00	0.00
	2.2	State Govt.			263.80	248.45
	2.3	Others			2.44	2.47
		Total			266.24	250.92
3	Reserves & Surplus				266.96	283.76
4	Loans					
	4.1	Central Govt. Loan			0.00	0.00
	4.2	State Govt. Loan			0.00	0.00
	4.3	Others			0.00	0.00
	4.4	Working Capital			0.00	0.00
		Total			0.00	0.00
5	Grant-in-aid				360.00	370.00
6	Current Assets, Loan & Advances				996.29	992.24
7	Current Liabilities & Provisions				1018.86	1017.20
8	Net Working Capital				-22.57	-24.96
9	Turnover/Revenue					
	9.1	from Govt. assigned activities			0.00	0.00
	9.2	from other core activities			158.88	166.46
	9.3	From miscellaneous activities			0.00	0.00
		Total			158.88	166.46
10	Profit / Loss (PAIT)					
	10.1	from Govt. assigned activities			30.22	36.77
	10.2	from other core activities			0.00	0.00
	10.3	From miscellaneous activities			0.00	0.00
		Total			30.22	36.77
11	Accumulated P/L				271.76	301.98
12	Dividend paid during the year				0.00	0.00
13	Status of Accounts (Audited upto the year)				2020-21	2020-21
14	Manpower					
	14.1	Sanctioned posts (Nos.)			144	144
	14.2	Filled up posts (Nos.)				
		1	No. of Group A employees		0	0
		2	No. of Group B employees		0	0
		3	No. of Group C employees		15	13
		4	No. of Group D employees		11	10
		A	Total (Regular posts 14.2(1) to 14.2(4)		26	23
		5	No. of Adhoc employees		0	0
		6	No. of contingency paid employees		0	0
		7	No. of work charged employees		0	0
		8	No. of contract employees		39	36
		B	Total (other than regular posts 14.2(5) to 14.2(8)		39	36
		C	Grand total (A+B)		65	59
	14.3	Actual expenditure (including DC)			270.23	293.41
Notes:- DC means Diminishing Cadre						

The Haryana State Cooperative Development Federation Ltd. (HARCOFED)									
Physical Performance for the years 2020-21 & 2021-22									
		2020-21				2021-22			
Sr. No	Particulars	Quantity		Amount (Rs. In lakh)		Quantity		Amount (Rs. in lakh)	
		Production	Sale	Production	Sale	Production	Sale	Production	Sale
1	Production and Sale of stationery			1.46	1.59			1.46	1.90

Haryana Dairy Development Cooperative Federation Ltd.		
Company Profile		
1.1	Year of Incorporation(Date)	1977
1.2	Act under which incorporated	Cooperative Societies Act, 1984
1.3	Contact details (registered / Corporate Office)	
	1.3.1 Address	Bay No. 21-22, Sector 2, Panchkula
	1.3.2 District	Panchkula
	1.3.3 State	Haryana
	1.3.4 Pin	134112
	1.3.5 URL address, if any	www.vitaindia.com
	1.3.6 E-mail address, if any	vitaindia@gmail.com
	1.3.7 Telephone Numbers	0172- 2586826, 2585159
	1.3.8 Fax Numbers	0172-2587527
<p>Main Objectives:-</p> <p>Haryana Dairy Development Cooperative Limited is an apex body for its affiliated milk unions. Its objective is to promote economic interest of milk producers of Haryana State particularly belonging to economically weaker section thereof, by purchase and processing of milk into milk products and marketing thereof by itself and/or through milk unions and by undertaking allied activities as are conducive for the promotion of dairy industry such as improvement of milch cattle and promotion of milk production.</p> <p>In addition, the federation provides technical guidance & financial assistance to its affiliated milk unions.</p>		

Haryana Dairy Development Coop Federation Ltd. (HDDCF)					
Financial data for the years 2020-21 & 2021-22					
Sr. No.	Particulars			Rs. in Lakh	
				2020-21	2021-22
1	Authorised Capital			4000.00	4000.00
2	Paid up share capital				
	2.1	Central Govt.		0.00	0.00
	2.2	State Govt.		2115.34	2012.84
	2.3	Others		849.58	849.58
		Total		2964.92	2862.42
3	Reserves & Surplus			3619.92	3625.17
4	Loans				
	4.1	Central Govt. Loan		0.00	0.00
	4.2	State Govt. Loan		0.00	0.00
	4.3	Others		0.00	0.00
	4.4	Working Capital		0.00	0.00
		Total		0.00	0.00
5	Grant-in-aid			0.00	0.00
6	Current Assets, Loan & Advances			9353.36	9322.44
7	Current Liabilities & Provisions			3016.37	3451.43
8	Net Working Capital			6336.99	5871.01
9	Turnover/Revenue				
	9.1	from Govt. assigned activities		0.00	0.00
	9.2	from other core activities		0.00	0.00
	9.3	From miscellaneous activities		763.04	1064.36
		Total		763.04	1064.36
10	Profit / Loss (PAIT)				
	10.1	from Govt. assigned activities		0.00	0.00
	10.2	from other core activities		0.00	0
	10.3	From miscellaneous activities		332.13	464.93
		Total		332.13	464.93
11	Accumulated P/L			1852.05	2316.98
12	Dividend paid during the year			0.00	0.00
13	Status of Accounts (Audited upto the year)			2020-21	2020-21
14	Manpower				
	14.1	Sanctioned posts (Nos.)		75	75
	14.2	Filled up posts (Nos.)			
		1	No. of Group A employees	4	4
		2	No. of Group B employees	0	0
		3	No. of Group C employees	9	8
		4	No. of Group D employees	4	4
		A	Total (Regular posts 14.2(1) to 14.2(4)	17	16
		5	No. of Adhoc employees	0	0
		6	No. of contingency paid employees	0	0
		7	No. of work charged employees	0	0
		8	No. of contract employees	45	48
		B	Total (other than regular posts 14.2(5) to 14.2(8)	45	48
		C	Grand total (A+B)	62	64
	14.3	Actual expenditure (including DC)		200.45	266.68
Notes:- DC means Diminishing Cadre					

Haryana Dairy Development Cooperative Federation Ltd.

Physical Performance for the years 2020-21 & 2021-22

Sr. No.	Particulars	2020-21				2021-22			
		Quantity		Amount (Rs. in lakh)		Quantity		Amount (Rs. in lakh)	
		Procurement / Production	Sale	Procurement /Production	Sale	Procurement/ Production	Sale	Procurement /Production	Sale
1	Liquid Milk (lac ltrs.)	2049.85	1032.95	134696.00	137500.00	1880.00	1084.53	145622.00	150579.00
2	Ghee (MT)	7038.99	7397.98			7135.12	7687.41		
3	Butter (MT)	132.12	130.12			146.09	144.98		
4	Paneer (MT)	754.57	701.25			773.66	773.12		
5	Dahi (MT)	5001.30	4919.62			5743.20	5739.20		
6	Lassi (MT)	12534.76	12501.55			15321.87	15321.54		
7	SFM (MT)	265.12	250.74			353.89	353.15		

The Haryana State Cooperative Labour & Construction Federation Ltd.		
Company Profile		
1.1	Year of Incorporation(Date)	24.10.1966
1.2	Act under which incorporated	Cooperative Societies Act,1984
1.3	Contact details (registered / Corporate Office)	
	1.3.1 Address	Bay No. 23-24, Sector 2, Panchkula
	1.3.2 District	Panchkula
	1.3.3 State	Haryana
	1.3.4 Pin	134109
	1.3.5 URL address, if any	-
	1.3.6 E-mail address, if any	hrylabourfed@gmail.com
	1.3.7 Telephone Numbers	0172-2572625, 2584623
	1.3.8 Fax Numbers	0172-2572625
<p>Main Objectives:-</p> <p>The objects of the federation shall be economic and social well-being and advancement of the labourers and for this purposes to organize, promote, co-ordinate help and develop the working of labour cooperatives.</p>		

Haryana State Coop. Labour & Construction Federation Ltd. (L/C Federation)				
Financial data for the years 2020-21 & 2021-22				
Sr. No.	Particulars			Rs. in Lakh
			2020-21	2021-22
1	Authorised Capital			500.00
2	Paid up share capital			
	2.1	Central Govt.	0.00	0.00
	2.2	State Govt.	421.39	329.34
	2.3	Others	0.91	0.91
		Total	422.30	330.25
3	Reserves & Surplus			2411.70
4	Loans			
	4.1	Central Govt. Loan	0.00	0.00
	4.2	State Govt. Loan	0.00	0.00
	4.3	Others	0.00	0.00
	4.4	Working Capital	3119.81	3285.31
		Total	3119.81	3285.31
5	Grant-in-aid			0.00
6	Current Assets, Loan & Advances			3687.95
7	Current Liabilities & Provisions			304.11
8	Net Working Capital			3383.84
9	Turnover/Revenue			
	9.1	from Govt. assigned activities	3846.37	3977.91
	9.2	from other core activities	0.00	0.00
	9.3	From miscellaneous activities	0.00	0.00
		Total	3846.37	3977.91
10	Profit / Loss (PAIT)			
	10.1	from Govt. assigned activities	164.01	166.15
	10.2	from other core activities	0.00	0.00
	10.3	From miscellaneous activities	0.00	0.00
		Total	164.01	166.15
11	Accumulated P/L			708.23
12	Dividend paid during the year			0.00
13	Status of Accounts (Audited upto the year)			2020-21
14	Manpower			2020-21
	14.1	Sanctioned posts (Nos.)	137	137
	14.2	Filled up posts (Nos.)		
	1	No. of Group A employees	1	2
	2	No. of Group B employees	1	3
	3	No. of Group C employees	23	16
	4	No. of Group D employees	26	25
	A	Total (Regular posts 14.2(1) to 14.2(4))	51	46
	5	No. of Adhoc employees	0	0
	6	No. of contingency paid employees	0	0
	7	No. of work charged employees	0	0
	8	No. of contract employees	25	20
	B	Total (other than regular posts 14.2(5) to 14.2(8))	25	20
	C	Grand total (A+B)	76	66
	14.3	Actual expenditure (including DC)	456.46	412.75
Notes:- DC means Diminishing Cadre				

The Haryana State Cooperative Labour & Construction Federation Ltd.

Physical Performance for the years 2020-21 & 2021-22

		2020-21				2021-22			
Sr. No.	Particulars	Quantity		Amount (Rs. in lakh)		Quantity		Amount (Rs. in lakh)	
		Production	Sale	Production	Sale	Production	Sale	Production	Sale
1	No. of Societies	7996	-	-	-	7839	-	-	-
2	Work executed by L&C Societies	-	-	46291.62	-	-	-	521.27	-
3	Contribution from Societies	-	-	572.46	-	-	-	481.14	-
4	Works executed under supervision of the Federation	-	-	282.99	-	-	-	-	-
5	Supervision Charges	-	-	11.90	-	-	-	0.59	-

The Haryana State Cooperative Housing Federation Ltd.		
Company Profile		
1.1	Year of Incorporation(Date)	7.06.1973
1.2	Act under which incorporated	Cooperative Societies Act,1984
1.3	Contact details (registered / Corporate Office)	The Haryana State Cooperative Housing Federation Ltd., Bays No. 49-52, Sector 2, Panchkula (Haryana)
	1.3.1 Address	Bays No. 49-52, Sector 2, Panchkula
	1.3.2 District	Panchkula
	1.3.3 State	Haryana
	1.3.4 Pin	134112
	1.3.5 URL address, if any	-
	1.3.6 E-mail address, if any	housefedhry@gmail.com
	1.3.7 Telephone Numbers	0172-2575847,2574142
	1.3.8 Fax Numbers	0172-2970952
Main Objectives:-		
i) To grant loans or advances for construction of new houses and shop-cum-flats.		
ii) To acquire, purchase and hire land to develop it into plots and to construct houses on it.		
iii) To arrange bulk purchases of building materials.		
iv) To facilitate the working of primary cooperative house building societies.		

Haryana State Coop. Housing Federation Ltd. (HSCHF)				
Financial data for the years 2020-21 & 2021-22				
Sr. No.	Particulars			Rs. in Lakh
			2020-21	2021-22
1	Authorised Capital			10000.00
2	Paid up share capital			
	2.1	Central Govt.	0.00	0.00
	2.2	State Govt.	3691.90	3244.78
	2.3	Others	298.62	293.88
		Total	3990.52	3538.66
3	Reserves & Surplus			107.34
4	Loans			
	4.1	Central Govt. Loan	0.00	0.00
	4.2	State Govt. Loan	844.37	664.98
	4.3	Others	4239.62	4239.62
	4.4	Working Capital	9362.59	8790.50
		Total	14446.58	13695.10
5	Grant-in-aid			0.00
6	Current Assets, Loan & Advances			9409.53
7	Current Liabilities & Provisions			46.81
8	Net Working Capital			9362.72
9	Turnover/Revenue			
	9.1	from Govt. assigned activities	0.00	0.00
	9.2	from other core activities	932.01	830.38
	9.3	From miscellaneous activities	0.00	0.00
		Total	932.01	830.38
10	Profit / Loss (PAIT)			
	10.1	from Govt. assigned activities	0.00	0.00
	10.2	from other core activities	198.49	128.07
	10.3	From miscellaneous activities	0.00	0.00
		Total	198.49	128.07
11	Accumulated P/L			629.65
12	Dividend paid during the year			
13	Status of Accounts (Audited upto the year)			2020-21
14	Manpower			2020-21
	14.1	Sanctioned posts (Nos.)	47	47
	14.2	Filled up posts (Nos.)		
		1 No. of Group A employees	1	1
		2 No. of Group B employees	0	0
		3 No. of Group C employees	17	15
		4 No. of Group D employees	5	5
		A Total (Regular posts 14.2(1) to 14.2(4)	23	21
		5 No. of Adhoc employees	0	0
		6 No. of contingency paid employees	0	0
		7 No. of work charged employees	0	0
		8 No. of contract employees	8	8
		B Total (other than regular posts 14.2(5) to 14.2(8)	8	8
		C Grand total (A+B)	31	29
	14.3	Actual expenditure (including DC)	242.07	240.6
Notes:- DC means Diminishing Cadre				

The Haryana State Cooperative Housing Federation Ltd.					
Physical Performance for the years 2020-21 & 2021-22					
		2020-21		2021-22	
Sr. No.	Particulars	Quantity	Amount (Rs. in lakh)	Quantity	Amount (Rs. in lakh)
1	Recovery of loan	--	343.00	--	278.98
2	Loan Advances	--	--	--	--