

GOVERNMENT OF HARYANA

FINANCE DEPARTMENT

**PROFILE OF
STATE PUBLIC ENTERPRISES**

**FOR THE YEAR
2021-22 & 2022-23**

**FINANCIAL & PHYSICAL STATUS OF
STATE PUBLIC ENTERPRISES VIZ.
CORPORATIONS/COMPANIES &
COOPERATIVE INSTITUTIONS**

PREFACE

Haryana Bureau of Public Enterprises is the nodal Department for state PSEs to monitor and review the performance of SPEs. The Public Sector Enterprises were setup with the objective of employment generation, promoting tourism and industry, welfare of people of the state, maintenance of stable price level and effective utilization of financial resources.

The report contains the data of 43 state PSEs, out of which 24 are registered under the Companies Act, 1956 and 19 are registered under the Cooperative Societies Act, 1984. Haryana Bureau of Public Enterprises has been publishing reports regularly on the overall status of the physical and financial performance of the SPEs with regard to investment, profitability, employment generation etc. The report is prepared on the basis of audited/provisional data submitted by the PSEs.

The total investment in these 43 public sector enterprises in the form of share capital up to the Financial Year 2022-23 has been to the tune of Rs. 38371.03 crore, out of which the State Government alone has contributed Rs. 36991.18 crore i.e. 96%. As regards financial performance, the turnover of these State Public Enterprises have increased from Rs. 71381.50 crore to Rs. 79906.60 crore i.e. 11.94% in the Financial Year 2022-23 over the previous year 2021-22. There has been a consistent average increase on YOY basis @ 12% in the turnover of these Public Sector Enterprises.

Out of 43 SPEs, 26 SPEs have earned a net profit of Rs. 1899.86 crore in the year 2022-23, which is Rs. 829.77 crore higher than the previous year i.e. 2021-22 whereby a net profit of Rs.1070.09 crore was earned.

I hope that this profile will be useful to Public Sector Enterprises and will help them in their policy initiatives for charting the course of the PSEs on a path of robust growth and socio-economic contribution.

I commend Haryana Bureau of Pubic Enterprises for compiling and publishing this State profile on an annual basis. Suggestions are welcome for improving subsequent publications in this regard.

(Anurag Rastogi)
Additional Chief Secretary to Govt., Haryana,
Finance Department

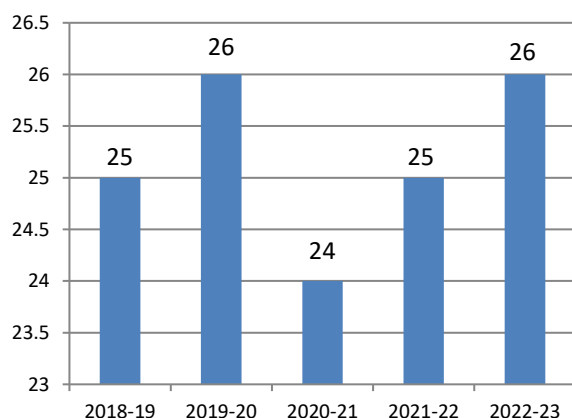
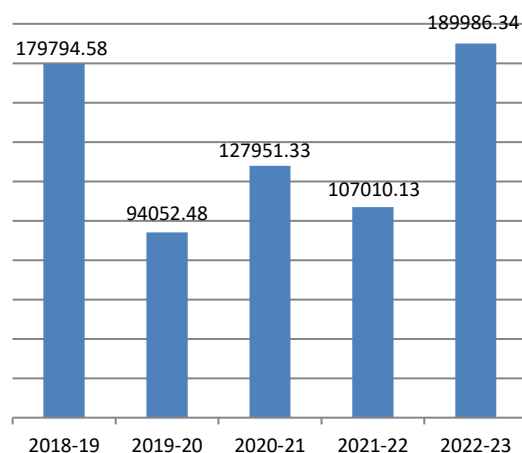
Sr. No	INDEX	Page Number
	Preface	(i)
	<u>Analysis of the Profitability of PSEs over the last five years</u>	(iv)
	<u>Analysis of the Profitability of Companies over the last five years</u>	(v)
	<u>Analysis of the Profitability of Cooperatives over the last five years</u>	(vi)
	<u>Consolidated State Profile</u>	(vii)
	<u>Consolidated PSU profile under Companies Act</u>	(viii)
	<u>Consolidated PSU profile under Cooperative Act</u>	(ix)
	<u>Public Enterprises Registered under the Companies Act, 1956</u>	
1.	Haryana Agro Industries Corporation Limited	1-3
2.	Haryana Seeds Development Corporation Limited	4-6
3.	Haryana Land Reclamation & Development Corporation Limited	7-9
4.	Haryana State Warehousing Corporation	10-12
5.	Haryana Police Housing Corporation Limited	13-15
6.	Haryana Scheduled Castes Finance & Development Corporation Limited	16-18
7.	Haryana Backward Classes & Economically Weaker Sections Kalyan Nigam Limited	19-21
8.	Haryana Women Development Corporation Limited	22-24
9.	Haryana Forest Development Corporation Limited	25-27
10.	Haryana State Roads & Bridges Development Corporation Limited	28-30
11.	Haryana Financial Corporation Limited	31-33
12.	Haryana State Industrial and Infrastructure Development Corporation Limited	34-36
13.	Haryana Power Generation Corporation Limited	37-39
14.	Haryana Vidyut Prasaran Nigam Limited	40-42
15.	Uttar Haryana Bijli Vitran Nigam Limited	43-45
16.	Dakshin Haryana Bijli Vitran Nigam Limited	46-48
17.	Haryana Tourism Corporation Limited	49-51
18.	Haryana State Electronics Development Corporation Limited	52-54
19.	Haryana Roadways Engineering Corporation Limited	55-57
20.	Haryana State Medical Services Corporation limited	58-60

Sr. No	INDEX	Page Number
21.	Haryana Mass Rapid Transport Corporation Limited	61-62
22.	Haryana Knowledge Corporation limited	63-65
23.	Gurgaon Technology Park Limited	66-68
24.	Haryana International Horticulture Marketing Corporation	69-70
Public Enterprises Registered under the Cooperative Societies Act, 1984		
25.	Haryana State Cooperative Supply & Marketing Federation Limited (HAFED)	71-73
26.	The Panipat Cooperative Sugar Mills Ltd., Panipat	74-76
27.	The Karnal Cooperative Sugar Mills Ltd., Karnal	77-79
28.	The Kaithal Cooperative Sugar Mills Ltd., Kaithal	80-82
29.	The Sonipat Cooperative Sugar Mills Ltd., Sonipat	83-85
30.	The Shahabad Cooperative Sugar Mills Ltd., Shahabad	86-88
31.	The Meham Cooperative Sugar Mills Ltd., Meham.	89-91
32.	The Jind Cooperative Sugar Mills Ltd., Jind.	92-94
33.	The Palwal Cooperative Sugar Mills Ltd., Palwal.	95-97
34.	The Haryana Cooperative Sugar Mills Ltd., Rohtak	98-100
35.	Ch. Devi Lal Cooperative Sugar Mills Ltd., Gohana	101-103
36.	Haryana State Federation of Cooperative Sugar Mills Limited	104-105
37.	Haryana State Federation of Consumers Cooperative Wholesale Stores Limited (CONFED)	106-108
38.	Haryana State Cooperative Apex Bank Limited	109-111
39.	Haryana State Cooperative Agriculture & Rural Development Bank Limited	112-114
40.	Haryana State Cooperative Development Federation Limited (HARCOFED)	115-117
41.	Haryana Dairy Development Cooperative Federation Limited	118-120
42.	Haryana State Cooperative Labour & Construction Federation Limited	121-123
43.	Haryana State Cooperative Housing Federation Limited	124-126

Analysis of the Profitability of PSEs over the last five years (2018-19 to 2022-23)
(Rs. in Lakh)

	2018-19		2019-20		2020-21		2021-22		2022-23	
Companies										
	Amount	No.	Amount	No.	Amount	No.	Amount	No.	Amount	No.
Profit	170486.50	18	74110.55	18	100054.02	16	66375.31	17	176692.05	20
Loss	1450.03	5	1555.41	6	38888.48	8	46742.49	7	3960.41	4
Total	169036.47	23	72555.14	24	61165.54	24	19632.82	24	172731.64	24
Cooperatives										
Profit	9308.08	7	19941.93	8	27897.31	8	40634.82	8	13294.29	6
Loss	80740.4	11	59571.79	10	63532.07	10	62307.74	10	-89994.38	12
Total	-71432.32	18	-39629.86	18	-35634.76	18	-21672.92	18	-76700.09	18

Following graph depicts total number of PSE's in profit from last five Financial Years i.e. 2018-19 to 2022-23. A growth in the number of PSE's in profit can be seen from the graph.

**Total number of PSE's in profit in last five Financial Years
(2018-19 to 2022-23)**
**Profit of all PSE's in last five Financial Years
(2018-19 to 2022-23)
(Rs. in Lakh)**
No. in Profit

Amount


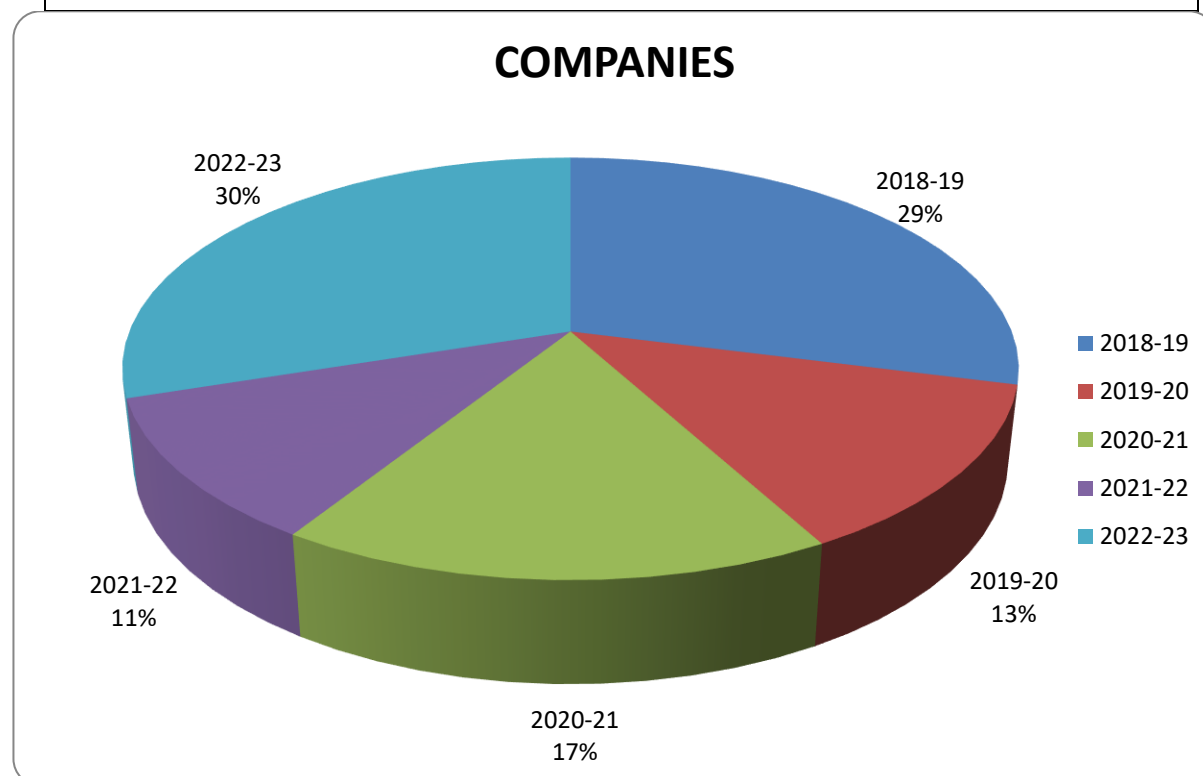
Analysis of the Profitability of Companies over the last five years (2018-19 to 2022-23)

(Rs. In Lakh)

	2018-19		2019-20		2020-21		2021-22		2022-23	
Companies	Amount	No.	Amount	No.	Amount	No.	Amount	No.	Amount	No.
Profit	170486.50	18	74110.55	18	100054.02	16	66375.31	17	176692.05	20
Loss	1450.03	5	1555.41	6	38888.48	8	46742.49	7	3960.41	4
Total	169036.47	23	72555.14	24	61165.54	24	19632.82	24	172731.64	24

Graph shows profitability of the Companies over the last five Financial Years i.e. 2018-19 to 2022-23. Clearly, the Year 2022-23 has been the best performer out of all the five years. The profit in Financial year 2018-19 was Rs. 170486.50 Lakh, whereas, the total profit is of the tune of Rs. 176692.05 Lakh in the Financial Year 2022-23.

Graph Indicating quantum of Profit in last five Financial Years (2018-19 to 2022-23)

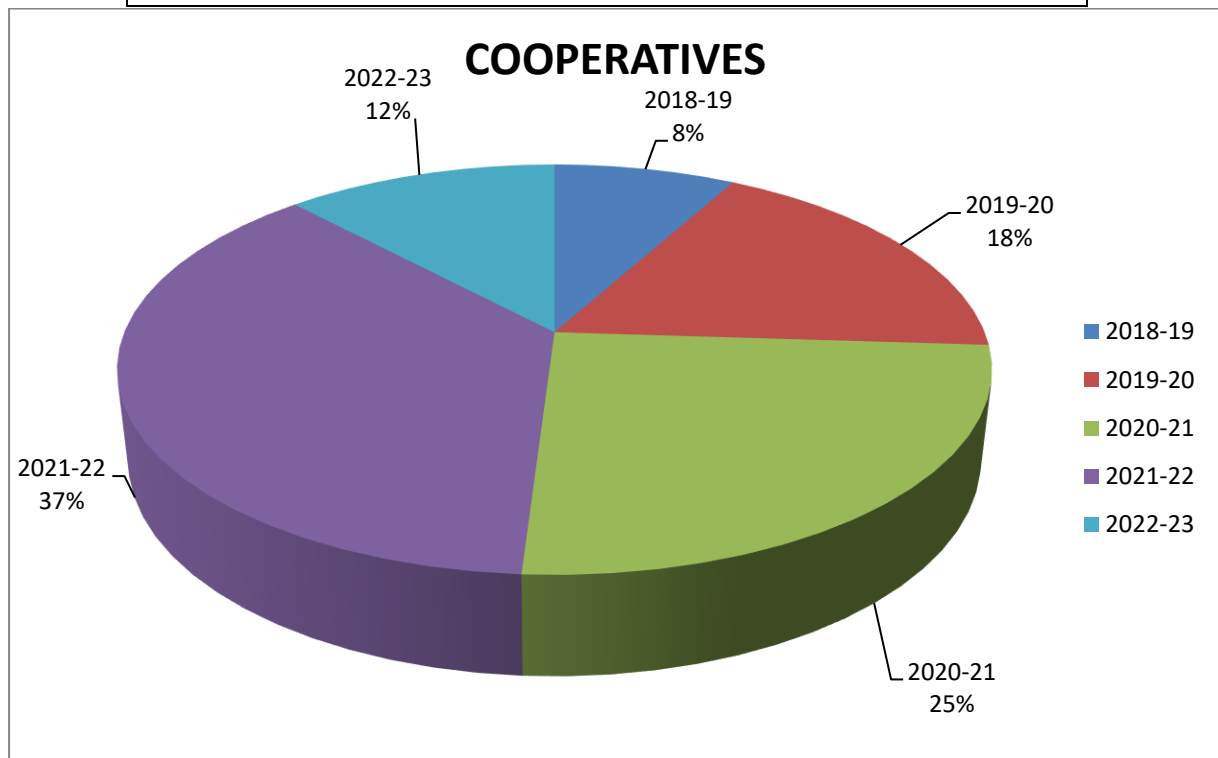


Analysis of the Profitability of Cooperatives over the last five years (2018-19 to 2022-23) (Rs. In Lakh)

	2018-19		2019-20		2020-21		2021-22		2022-23	
	Amount	No.	Amount	No.	Amount	No.	Amount	No.	Amount	No.
Profit	9308.08	7	19941.93	8	27897.31	8	40634.82	8	13294.29	6
Loss	80740.4	11	59571.79	10	63532.07	10	62307.74	10	-89994.38	12
Total	-71432.32	18	-39629.86	18	-35634.76	18	-21672.92	18	-76700.09	18

Graph shows profitability of various Cooperatives over the last five Financial Years i.e. 2018-19 to 2022-23. The profit in Financial year 2018-19 was Rs. 9308.08 Lakh, whereas, the total profit is Rs.13294.29 Lakh in the Financial Year 2022-23. However, out of 19 co-operatives, one co-operative is working on no profit-no loss basis.

Graph Indicating quantum of Profit in last five Financial Years (2018-19 to 2022-23)



Consolidated Statement for all 43 Enterprises					
Financial and Manpower data for the years 2021-22 & 2022-23					
Sr. No.	Particulars			Rs. in Lakh	
				2021-22	2022-23
1	Authorised Capital			5318248.59	5307268.11
2	Paid up share capital				
	2.1	Central Govt.		4406.28	4406.28
	2.2	State Govt.		3698931.21	3699118.22
	2.3	Others		134039.07	133579.23
		Total		3837376.56	3837103.73
3	Reserves & Surplus			-1596050.29	-1364094.45
4	Loans				
	4.1	Central Govt. Loan		3722.33	3707.53
	4.2	State Govt. Loan		532439.15	778432.30
	4.3	Others		2296806.57	2008725.37
	4.4	Working Capital		1551876.21	1604606.85
		Total		4384844.26	4395472.05
5	Grant-in-aid			446493.12	413080.72
6	Current Assets, Loan & Advances			6221248.05	7237417.78
7	Current Liabilities & Provisions			4831131.11	5577940.70
8	Net Working Capital			1390116.94	1659477.08
9	Turnover/Revenue				
	9.1	from Govt. assigned activities		2529009.40	3721776.52
	9.2	from other core activities		4571130.82	4229685.59
	9.3	From miscellaneous activities		38010.63	39198.24
		Total		7138150.85	7990660.35
10	Profit / Loss (PAIT)				
	10.1	from Govt. assigned activities		-33545.81	58796.80
	10.2	from other core activities		31568.51	36945.99
	10.3	From miscellaneous activities		-62.80	288.76
		Total		-2040.10	96031.55
11	Accumulated P/L			-3013229.83	-2943481.08
12	Dividend paid during the year			1464.00	1463.15
13	Status of Accounts (Audited upto the year)				
14	Manpower				
	14.1	Sanctioned posts (Nos.)		69977	69901
	14.2	Filled up posts (Nos.)			
		1	No. of Group A employees	1115	1216
		2	No. of Group B employees	1524	1418
		3	No. of Group C employees	23893	23294
		4	No. of Group D employees	4892	4379
		A	Total (Regular posts 14.2(1) to 14.2(4)	31424	30307
		5	No. of Adhoc employees	120	114
		6	No. of contingency paid employees	501	386
		7	No. of work charged employees	285	261
		8	No. of contract employees	19944	21732
		B	Total (other than regular posts 14.2(5) to 14.2(8)	20850	22493
		C	Grand total (A+B)	52274	52800
	14.3	Actual expenditure (including DC)		594005.32	593021.93
Notes:- DC means Diminishing Cadre					

Consolidated Statement of Companies				
Financial and Manpower data for the years 2021-22 & 2022-23				
Sr. No.	Particulars			Rs. in Lakh
			2021-22	2022-23
1	Authorised Capital			5195420.00
2	Paid up share capital			
	2.1	Central Govt.	2775.86	2775.86
	2.2	State Govt.	3637231.27	3637249.56
	2.3	Others	102688.58	102688.59
		Total	3742695.71	3742714.01
3	Reserves & Surplus			-1923361.64
4	Loans			
	4.1	Central Govt. Loan	281.20	266.40
	4.2	State Govt. Loan	30897.03	208819.55
	4.3	Others	1765908.20	1450135.09
	4.4	Working Capital	1075226.92	1155116.26
		Total	2872313.35	2814337.30
5	Grant-in-aid			434066.40
6	Current Assets, Loan & Advances			4222596.00
7	Current Liabilities & Provisions			3812681.22
8	Net Working Capital			409914.78
9	Turnover/Revenue			
	9.1	from Govt. assigned activities	2473667.94	3670483.86
	9.2	from other core activities	2585717.16	2761402.76
	9.3	From miscellaneous activities	30806.21	36640.08
		Total	5090191.31	6468526.70
10	Profit / Loss (PAIT)			
	10.1	from Govt. assigned activities	-38184.71	55037.63
	10.2	from other core activities	58345.26	117366.55
	10.3	From miscellaneous activities	-527.73	327.46
		Total	19632.82	172731.64
11	Accumulated P/L			-2480119.78
12	Dividend paid during the year			811.07
13	Status of Accounts (Audited upto the year)			
14	Manpower			
	14.1	Sanctioned posts (Nos.)	60417	60330
	14.2	Filled up posts (Nos.)		
	1	No. of Group A employees	992	1092
	2	No. of Group B employees	1420	1296
	3	No. of Group C employees	21370	20951
	4	No. of Group D employees	2141	1989
	A	Total (Regular posts 14.2(1) to 14.2(4))	25923	25328
	5	No. of Adhoc employees	1	1
	6	No. of contingency paid employees	311	235
	7	No. of work charged employees	53	34
	8	No. of contract employees	18009	18319
	B	Total (other than regular posts 14.2(5) to 14.2(8))	18374	18589
	C	Grand total (A+B)	44297	43917
	14.3	Actual expenditure (including DC)	535961.96	535030.33
Notes:- DC means Diminishing Cadre				

Consolidated Statement of Cooperatives					
Financial data for the years 2021-22 & 2022-23					
Sr. No.	Particulars			Rs. in Lakh	
				2021-22	2022-23
1	Authorised Capital			122828.59	111848.11
2	Paid up share capital				
	2.1	Central Govt.		1630.42	1630.42
	2.2	State Govt.		61699.94	61868.66
	2.3	Others		31350.49	30890.64
		Total		94680.85	94389.72
3	Reserves & Surplus			327311.35	362587.97
4	Loans				
	4.1	Central Govt. Loan		3441.13	3441.13
	4.2	State Govt. Loan		501542.12	569612.75
	4.3	Others		530898.37	558590.28
	4.4	Working Capital		476649.29	449490.59
		Total		1512530.91	1581134.75
5	Grant-in-aid			12426.72	8580.80
6	Current Assets, Loan & Advances			1998652.05	2278608.69
7	Current Liabilities & Provisions			1018449.89	1117484.74
8	Net Working Capital			980202.16	1161123.95
9	Turnover/Revenue				
	9.1	from Govt. assigned activities		55341.46	51292.66
	9.2	from other core activities		1985413.66	1468282.83
	9.3	From miscellaneous activities		7204.42	2558.16
		Total		2047959.54	1522133.65
10	Profit / Loss (PAIT)				
	10.1	from Govt. assigned activities		4638.90	3759.17
	10.2	from other core activities		-26776.75	-80420.56
	10.3	From miscellaneous activities		464.93	-38.70
		Total		-21672.92	-76700.09
11	Accumulated P/L			-533110.05	-619993.60
12	Dividend paid during the year			652.93	0.00
13	Status of Accounts (Audited upto the year)				
14	Manpower				
	14.1	Sanctioned posts (Nos.)		9560	9571
	14.2	Filled up posts (Nos.)			
		1	No. of Group A employees	123	124
		2	No. of Group B employees	104	122
		3	No. of Group C employees	2523	2343
		4	No. of Group D employees	2751	2390
		A	Total (Regular posts 14.2(1) to 14.2(4)	5501	4979
		5	No. of Adhoc employees	119	113
		6	No. of contingency paid employees	190	151
		7	No. of work charged employees	232	227
		8	No. of work charged employees	1935	3413
		B	Total (other than regular posts 14.2(5) to 14.2(8)	2476	3904
		C	Grand total (A+B)	7977	8883
	14.3	Actual expenditure (including DC)		58043.36	57991.60
Notes:- DC means Diminishing Cadre					

Haryana Agro Industries Corporation Ltd.		
Company Profile		
1.1	Year of Incorporation (Date)	30.03.1967
1.2	Act under which incorporated	The Companies Act, 1956
1.3	Contact details (Registered / Corporate Office)	
	1.3.1 Address	Bays No. 15-20, Sector 4, Panchkula
	1.3.2 District	Panchkula
	1.3.3 State	Haryana
	1.3.4 Pin	134109
	1.3.5 URL address, if any	www.haic.co.in
	1.3.6 E-mail address, if any	Haicpkl@gmail.com Haicaccts@gmail.com
	1.3.7 Telephone Numbers	2561317
	1.3.8 Fax Numbers	
<p>Main Objectives:-</p> <p>(1) To assist, aid, finance and promote agro-industries, such as poultry, dairy and other agro based industries, land development and seed related activities and undertake and manufacture agriculture implements, agricultural machinery and other materials and equipment required for these industries in Haryana and in India and to sell the products of these industries.</p> <p>(2) To promote any agricultural, commercial, or industrial enterprise, establishment, company or concern.</p> <p>(3) To acquire, purchase, give or sell implements, machinery, equipment, appliances, tools etc. either on hire-purchase system or on payment by instalments as may be of interest to the company.</p>		

Haryana Agro Industries Corp. Ltd. (HAIC)				
Financial data for the years 2021-22 & 2022-23				
Sr. No.	Particulars		Rs. in Lakh	
			2021-22	2022-23
1	Authorised Capital		1000.00	1000.00
2	Paid up share capital			
	2.1	Central Govt.	160.21	160.21
	2.2	State Govt.	253.83	253.83
	2.3	Others	0.00	0.00
		Total	414.04	414.04
3	Reserves & Surplus		-20852.94	-23340.57
4	Loans			
	4.1	Central Govt. Loan	0.00	0.00
	4.2	State Govt. Loan	0.00	0.00
	4.3	Others	1962.00	4962.00
	4.4	Working Capital	32270.74	32899.16
		Total	34232.74	37861.16
5	Grant-in-aid		0.00	0.00
6	Current Assets, Loan & Advances		16844.37	18210.86
7	Current Liabilities & Provisions		40345.72	41683.01
8	Net Working Capital		-23501.35	-23472.15
9	Turnover/Revenue			
	9.1	from Govt. assigned activities	0.00	0.00
	9.2	from other core activities	10773.37	23233.03
	9.3	From miscellaneous activities	348.72	746.89
		Total	11122.09	23979.92
10	Profit / Loss (PAIT)			
	10.1	from Govt. assigned activities	0.00	0.00
	10.2	from other core activities	-2299.27	-2487.63
	10.3	From miscellaneous activities	0.00	0.00
		Total	-2299.27	-2487.63
11	Accumulated P/L		-20852.94	-23340.57
12	Dividend paid during the year		0.00	0.00
13	Status of Accounts (Audited upto the year)		2021-22	2021-22
14	Manpower			
	14.1	Sanctioned posts (Nos.)	27	27
	14.2	Filled up posts (Nos.)		
	1	No. of Group A employees	2	2
	2	No. of Group B employees	3	3
	3	No. of Group C employees	8	8
	4	No. of Group D employees	20	19
	A	Total (Regular posts 14.2(1) to 14.2(4))	33	32
	5	No. of Adhoc employees	0	0
	6	No. of contingency paid employees	55	0
	7	No. of work charged employees	0	0
	8	No. of contract employees	212	309
	B	Total (other than regular posts 14.2(5) to 14.2(8))	267	309
	C	Grand total (A+B)	300	341
	14.3	Actual expenditure (including DC)	1076.21	1199.42
Notes:- DC means Diminishing Cadre				

Haryana Agro Industries Corporation Ltd.

Physical Performance for the years 2021-22 & 2022-23

Sr. No.	Particulars	2021-22				2022-23			
		Quantity		Amount (Rs. in lakh)		Quantity		Amount (Rs. in lakh)	
		Procurement/ Production	Sale	Procurement /Production	Sale	Procurement / Production	Sale	Procurement/ Production	Sale
1.	Pesticides								
2.	POL				6963.18				7853.22
3.	Others				3798.71				9675.04
4.	Wheat								97.32
5.	Paddy				11.48				1036.75
	Total				10773.37				18662.33

Haryana Seeds Development Corporation Ltd.		
Company Profile		
1.1	Year of Incorporation(Date)	12.09.1974
1.2	Act under which incorporated	The Companies Act, 1913
1.3	Contact details (Registered / Corporate Office)	
	1.3.1 Address	Bays No. 3-6, Sector-2, Panchkula
	1.3.2 District	Panchkula
	1.3.3 State	Haryana
	1.3.4 Pin	134112
	1.3.5 URL address, if any	www.haryanaseeds.gov.in
	1.3.6 E-mail address, if any	mdhsdcl@gmail.com , hsdc@hry.nic.in
	1.3.7 Telephone Numbers	0172-2577755, 2579215
	1.3.8 Fax Numbers	0172-2577583
<p>Main Objectives:-</p> <p>(1) Organizing the production of seeds.</p> <p>(2) Processing of seeds so produced and arrange certifications.</p> <p>(3) Distribution of certified seeds.</p>		

Haryana Seeds Development Corp. Ltd. (HSDC)						
Financial data for the years 2021-22 & 2022-23						
Sr. No.	Particulars				Rs. in Lakh	
					2021-22	2022-23
1	Authorised Capital				700.00	700.00
2	Paid up share capital					
	2.1	Central Govt.			113.31	113.31
	2.2	State Govt.			275.87	275.87
	2.3	Others			110.82	110.82
		Total			500.00	500.00
3	Reserves & Surplus				1140.23	1160.65
4	Loans					
	4.1	Central Govt. Loan			0.00	0.00
	4.2	State Govt. Loan			0.00	0.00
	4.3	Others			0.00	0.00
	4.4	Working Capital			10.02	0.00
		Total			10.02	0.00
5	Grant-in-aid				1095.57	1081.57
6	Current Assets, Loan & Advances				5029.49	5840.50
7	Current Liabilities & Provisions				3533.83	4170.00
8	Net Working Capital				1495.66	1670.50
9	Turnover/Revenue					
	9.1	from Govt. assigned activities			0.00	0.00
	9.2	from other core activities			9558.40	8996.94
	9.3	From miscellaneous activities			0.00	0.00
		Total			9558.40	8996.94
10	Profit / Loss (PAIT)					
	10.1	from Govt. assigned activities			0.00	0.00
	10.2	from other core activities			105.85	54.42
	10.3	From miscellaneous activities			0.00	0.00
		Total			105.85	54.42
11	Accumulated P/L				1111.07	1130.49
12	Dividend paid during the year				0.00	0.00
13	Status of Accounts (Audited upto the year)				2020-21	2020-21
14	Manpower					
	14.1	Sanctioned posts (Nos.)			365	365
	14.2	Filled up posts (Nos.)				
		1	No. of Group A employees		2	2
		2	No. of Group B employees		19	17
		3	No. of Group C employees		83	85
		4	No. of Group D employees		26	29
		A	Total (Regular posts 14.2(1) to 14.2(4)		130	133
		5	No. of Adhoc employees		0	0
		6	No. of contingency paid employees		148	136
		7	No. of work charged employees		0	0
		8	No. of contract employees		19	19
		B	Total (other than regular posts 14.2(5) to 14.2(8)		167	155
		C	Grand total (A+B)		297	288
	14.3	Actual expenditure (including DC)			1758.36	1858.35
Notes:- DC means Diminishing Cadre						

Haryana Seeds Development Corporation Ltd.							
Physical Performance for the years 2021-22 & 2022-23							
Sr. No.	Particulars	2021-22			2022-23		
		Quantity (in Qtls)		Amount (Rs. in lakh)	Quantity (in Qtls)		Amount (Rs. in lakh)
		Procurement/ Production	Sale	Sale	Procurement/ Production	Sale	Sale
1	C/Seeds Rabi & Kharif	157613.48	224649.00	9252.00	216056.34	204557.00	8861.00

Haryana Land Reclamation & Development Corporation Ltd		
Company Profile		
1.1	Year of Incorporation(Date)	27.03.1974
1.2	Act under which incorporated	The Companies Act, 2013
1.3	Contact details (registered / Corporate Office)	
	1.3.1 Address	Bays No. 1-2, Sector 4, Panchkula
	1.3.2 District	Panchkula
	1.3.3 State	Haryana
	1.3.4 Pin	134109
	1.3.5 URL address, if any	Hlrdc.org.in
	1.3.6 E-mail address, if any	hlrdcl@hry.nic.in
	1.3.7 Telephone Numbers	0172-2571129
	1.3.8 Fax Numbers	0172-2568871
<p>Main Objectives:-</p> <p>(1) To undertake, assist, aid, finance, execute and promote measures for land development, conservation and improvement of soil and water resources.</p> <p>(2) To carry on the business of farmers, graziers, planters, quarry owners, contractors for the construction of works and any other operations or business which may contribute directly or indirectly to develop the land for agricultural purposes or a purpose akin to agriculture.</p> <p>(3) To purchase, take on lease the machinery, tools and plant and maintain appliances, for carrying the development, improvement and exploitation of land either for making it cultivable or utilizing it for agriculture purposes.</p> <p>(4) (a) To purchase, sell, manufacture or deal in agricultural inputs like weedicides, pesticides, fertilizers, agricultural implements, machinery, procurement and trading of food grains, without any kind subsidy from the Central/State Government.</p> <p>(b) To undertake activities conducive to the promotion of Horticulture, Horticulture and other allied agriculture avocations and popularization of the high yielding varieties of crops, such as the setting up of demonstration plots, production and multiplication of foundation and certified seeds etc.</p> <p>(5) HLRDC is operating Gas Agencies at Naraingarh, Hissar and Faridabad and also operating Petrol Pumps at Naraingarh and Panipat. All are running smoothly and are in profit.</p>		

Haryana Land Reclamation & Development Corp. Ltd. (HLRDC)					
Financial data for the years 2021-22 & 2022-23					
Sr. No.	Particulars			Rs. in Lakh	
				2021-22	2022-23
1	Authorised Capital			500.00	500.00
2	Paid up share capital				
	2.1	Central Govt.		0.00	0.00
	2.2	State Govt.		136.64	136.64
	2.3	Others		19.66	19.66
		Total		156.30	156.30
3	Reserves & Surplus			965.00	1302.80
4	Loans				
	4.1	Central Govt. Loan		0.00	0.00
	4.2	State Govt. Loan		0.00	0.00
	4.3	Others		0.00	0.00
	4.4	Working Capital		982.57	1371.69
		Total		982.57	1371.69
5	Grant-in-aid			0.00	0.00
6	Current Assets, Loan & Advances			2389.04	2758.28
7	Current Liabilities & Provisions			1406.47	1386.59
8	Net Working Capital			982.57	1371.69
9	Turnover/Revenue				
	9.1	from Govt. assigned activities		2597.92	2913.92
	9.2	from other core activities		269.15	366.18
	9.3	From miscellaneous activities		4334.57	4943.07
		Total		7201.64	8223.17
10	Profit / Loss (PAIT)				
	10.1	from Govt. assigned activities		-228.60	-14.13
	10.2	from other core activities		246.19	293.46
	10.3	From miscellaneous activities		71.30	58.48
		Total		88.89	337.81
11	Accumulated P/L			965.00	1302.80
12	Dividend paid during the year			6.25	0.00
13	Status of Accounts (Audited upto the year)			2021-22	2021-22
14	Manpower				
	14.1	Sanctioned posts (Nos.)		197	197
	14.2	Filled up posts (Nos.)			
		1	No. of Group A employees	1	0
		2	No. of Group B employees	8	5
		3	No. of Group C employees	41	36
		4	No. of Group D employees	16	14
		A	Total (Regular posts 14.2(1) to 14.2(4))	66	55
		5	No. of Adhoc employees	0	0
		6	No. of contingency paid employees	0	0
		7	No. of work charged employees	0	0
		8	No. of contract employees	49	47
		B	Total (other than regular posts 14.2(5) to 14.2(8))	49	47
		C	Grand total (A+B)	115	102
	14.3	Actual expenditure (including DC)		714.22	899.64
Notes:- DC means Diminishing Cadre					

Haryana Land Reclamation & Development Corporation Ltd									
Physical Performance for the years 2021-22 & 2022-23									
Sr. No.	Particulars	2021-22				2022-23			
		Quantity		Amount (Rs. in lakh)		Quantity		Amount (Rs. in lakh)	
		Procurement/ Production	Sale	Procurement/ Production	Sale	Procurement/ Production	Sale	Procurement/ Production	Sale
1	Gypsum	55816.00	48438.40	717.79	1453.15	44989.00	46774.95	665.39	1724.47
2	Urea	2042.78	1930.005	107.86	108.86	2319.43	2386.535	122.45	134.61
3	Urea Nano	1920.00	758	3.98	1.73	3390.00	3324	6.67	7.29
4	Zinc Sulphate	0.723	0.723	2.17	2.41	0.00	0.000	0.00	0.00
5	SSP	0.00	0.00	0.00	0.00	0.00	0.00	0.00	0.00
6	Seed (in MT)	4362.150	3258.39	1181.71	1144.77	2053.56	3224.76	557.35	1189.45
7	Seed (in Units)	0.00	0.00	0.00	0.00	0.00	0.00	0.00	0.00
8	DAP	325.00	363.35	72.52	83.05	894.30	723.10	225.10	185.94
9	Premium Phoster	0.624	0.624	2.09	2.32	0.00	0.00	0.00	0.00
10	SOP	0.20	0.20	0.13	0.15	0.00	0.00	0.00	0.00
11	Potash Active Granula	0.15	0.15	0.56	0.62	0.00	0.00	0.00	0.00
12	Weedicide/ Pesticide (in MT)	7.4598	7.46130	24.72	26.84	2.4150	2.36990	4.06	4.38
13	Weedicide/ Pesticide (in LT)	2772.60	2772.60	15.95	17.45	805.50	697.00	5.10	5.01
14	Weedicide/ Pesticide (in Units)	5292.00	5292.00	18.52	19.97	2762.00	2646.00	6.44	6.83
15	NPK	4.20	4.20	1.02	1.06	0.00	0.00	0.00	0.00
16	Spray Pump	1499	170	39.38	4.04	0.00	127	0.00	3.51
17	Urea Phosphate	0.000	0.06	0.00	0.05	0.100	0.044	0.12	0.06
18	Petrol (Lt.)	910000	908850	713.98	712.77	1050000	1034515	871.46	858.02
19	Diesel (Lt.)	1162000	1167825	870.87	874.19	1174000	1194184	908.69	924.60
20	Cylinder (14.2 Kg.)	314536	316234	2453.91	2663.91	303525	302617	2856.80	3044.73
21	Cylinder (19 Kg.)	1227	747	17.31	11.34	2016	2534	30.71	37.58

Note: 1. Particulars include activities of your organisation.
2. Additional activities, if any are also be incorporated

Haryana State Warehousing Corporation		
Company Profile		
1.1	Year of Incorporation(Date)	01.11.1967
1.2	Act under which incorporated	Warehousing Corporations Act, 1962
1.3	Contact details (Registered / Corporate Office)	
	1.3.1 Address	Bays No. 15-18, Sector 2, Panchkula
	1.3.2 District	Panchkula
	1.3.3 State	Haryana
	1.3.4 Pin	134112
	1.3.5 URL address, if any	www.hwc.org.in
	1.3.6 E-mail address, if any	hwc@hry.nic.in
	1.3.7 Telephone Numbers	0172-2578830-32
	1.3.8 Fax Numbers	0172-2586900
<p>Main Objectives:-</p> <p>The Haryana State Warehousing Corporation came into existence on 01.11.1967. It was carved out from erstwhile Punjab Warehousing Corporation. It is a statutory body created under an act of Parliament with twin objective of providing scientific storage facilities for a wide range of agricultural produce and notified commodities to the farmers, Govt, agencies, Public Enterprises, traders, etc. and to make available credit against goods deposited in the warehouses.</p>		

Haryana State Warehousing Corporation (HWC)				
Financial data for the years 2021-22 & 2022-23				
Sr. No.	Particulars		Rs. in Lakh	
			2021-22	2022-23
1	Authorised Capital		620.00	620.00
2	Paid up share capital			
	2.1	Central Govt.	0.00	0.00
	2.2	State Govt.	292.04	292.04
	2.3	Others	292.04	292.04
		Total	584.08	584.08
3	Reserves & Surplus		61572.90	68901.54
4	Loans			
	4.1	Central Govt. Loan	0.00	0.00
	4.2	State Govt. Loan	6794.81	16395.68
	4.3	Others	134800.36	49298.82
	4.4	Working Capital	0.00	6518.82
		Total	141595.17	72213.32
5	Grant-in-aid		0.00	0.00
6	Current Assets, Loan & Advances		226879.56	158826.94
7	Current Liabilities & Provisions		63495.26	64413.98
8	Net Working Capital		163384.30	94412.96
9	Turnover/Revenue			
	9.1	from Govt. assigned activities	0.00	0.00
	9.2	from other core activities	724352.84	459073.58
	9.3	From miscellaneous activities	0.00	0.00
		Total	724352.84	459073.58
10	Profit / Loss (PAIT)			
	10.1	from Govt. assigned activities	0.00	0.00
	10.2	from other core activities	3143.57	8688.96
	10.3	From miscellaneous activities	0.00	0.00
		Total	3143.57	8688.96
11	Accumulated P/L		53353.90	60582.00
12	Dividend paid during the year		604.82	1263.15
13	Status of Accounts (Audited upto the year)		2021-22	2021-22
14	Manpower			
	14.1	Sanctioned posts (Nos.)	813	805
	14.2	Filled up posts (Nos.)		
	1	No. of Group A employees	5	3
	2	No. of Group B employees	10	9
	3	No. of Group C employees	267	246
	4	No. of Group D employees	51	46
	A	Total (Regular posts 14.2(1) to 14.2(4))	333	304
	5	No. of Adhoc employees	0	0
	6	No. of contingency paid employees	0	0
	7	No. of work charged employees	0	0
	8	No. of contract employees	3	3
	B	Total (other than regular posts 14.2(5) to 14.2(8))	3	3
	C	Grand total (A+B)	336	307
	14.3	Actual expenditure (including DC)	6300.47	4256.23
Notes:- DC means Diminishing Cadre				

Haryana State Warehousing Corporation

Physical Performance for the years 2021-22 & 2022-23

Sr. No	Particulars	2021-22				2022-23			
		Quantity (in Quintals)		Amount (Rs. in lakh)		Quantity (in Quintals)		Amount (Rs. in lakh)	
		Procurement/ Production	Sale	Procurement/ Production	Sale at MSP/ CMR	Procurement/ Production	Sale	Procurement/ Production	Sale at MSP/ CMR
1	Wheat	16087861.79	17950215.65	317735.27	350917.01	6921726.11	8549625.37	139472.78	171554.49
2	Paddy	10351686.75	7029423.92	202810.63	232217.82	10511071.88	6603107.35	216486.10	220086.34
3.	Bajra	352.50	1965091.50	5.24	31547.00	-	18.00	-	0.35
4.	Mustard	-	39262.97	-	1977.52	-	1757.36	-	88.35
5.	Sunflower	3180.72	3180.72	187.19	187.19	-	-	-	-
6.	Moong	-	-	-	-	-	-	-	-
7	Gram	-	8264.60	-	392.35	-	-	-	-
8	Fortified Rice	41237.00	39099.80	2908.79	2854.28	45517.88	44742.31	2486.53	2331.33

Haryana Police Housing Corporation Ltd.		
Company Profile		
1.1	Year of Incorporation (Date)	29.12.1989
1.2	Act under which incorporated	The Companies Act, 1956
1.3	Contact details (Registered / Corporate Office)	
	1.3.1 Address	Plot No. C-10, Sector-6, Panchkula
	1.3.2 District	Panchkula
	1.3.3 State	Haryana
	1.3.4 Pin	134109
	1.3.5 URL address, if any	-
	1.3.6 E-mail address, if any	hphc@hry.nic.in
	1.3.7 Telephone Numbers	0172-2561838
	1.3.8 Fax Numbers	0172-2571629
Main Objectives:-		
1. To undertake construction of residential and non residential buildings of Police Department.		

Haryana Police Housing Corporation. Ltd.				
Financial data for the years 20201-22 & 2022-23				
Sr. No.	Particulars		Rs. in Lakh	
			2021-22	2022-23
1	Authorised Capital		2500.00	2500.00
2	Paid up share capital			
	2.1	Central Govt.	0.00	0.00
	2.2	State Govt.	2499.99	2499.99
	2.3	Others	0.00	0.00
		Total	2499.99	2499.99
3	Reserves & Surplus		-459.48	-457.73
4	Loans			
	4.1	Central Govt. Loan	0.00	0.00
	4.2	State Govt. Loan	0.00	0.00
	4.3	Others	34205.00	27910.00
	4.4	Working Capital	0.00	0.00
		Total	34205.00	27910.00
5	Grant-in-aid		15673.38	14633.49
6	Current Assets, Loan & Advances		112756.64	109535.73
7	Current Liabilities & Provisions		97241.11	82552.18
8	Net Working Capital		15515.53	26983.55
9	Turnover/Revenue			
	9.1	from Govt. assigned activities	0.00	0.00
	9.2	from other core activities	43441.95	44076.19
	9.3	From miscellaneous activities	392.68	368.23
		Total	43834.63	44444.42
10	Profit / Loss (PAIT)			
	10.1	from Govt. assigned activities	0.00	0.00
	10.2	from other core activities	0.00	0.00
	10.3	From miscellaneous activities	1.72	1.75
		Total	1.72	1.75
11	Accumulated P/L		-459.48	-457.73
12	Dividend paid during the year		0.00	0.00
13	Status of Accounts (Audited upto the year)		2018-19	2018-19
14	Manpower			
	14.1	Sanctioned posts (Nos.)	278	275
	14.2	Filled up posts (Nos.)		
	1	No. of Group A employees	18	16
	2	No. of Group B employees	38	38
	3	No. of Group C employees	98	88
	4	No. of Group D employees	61	58
	A	Total (Regular posts 14.2(1) to 14.2(4))	215	200
	5	No. of Adhoc employees	0	0
	6	No. of contingency paid employees	0	0
	7	No. of work charged employees	1	1
	8	No. of contract employees	224	173
	B	Total (other than regular posts 14.2(5) to 14.2(8))	225	174
	C	Grand total (A+B)	440	374
	14.3	Actual expenditure (including DC)	2618.74	2885.43
Notes:- DC means Diminishing Cadre				

Haryana Police Housing Corporation Ltd.									
Physical Performance for the years 2021-22 & 2022-23									
Sr. No	Particulars	2021-22				2022-23			
		Quantity		Amount (Rs. in lacs)		Quantity		Amount (Rs. in lacs)	
		Procurement/ Production	Sale	Procurement/ Production	Sale (total exp. On cont. works)	Procurement/ Production	Sale	Procurement/ Production	Sale (total exp. On cont. works)
1	Haryana Police Housing Corporation undertakes the construction works of residential buildings of Police Department. In addition the corporation is also executing the works of Jail Deptt. and State Vigilance Bureau as well as works of other Boards/ Corporations	131 (Project)	NA *	NA*	37222.53	112 (Project)	NA *	NA*	33897.92
Note: Haryana Police Housing Corporation is a construction agency and does not deal with procurement/production for the purpose of sale. However, Haryana Police Housing Corporation Ltd, Panchkula undertakes the construction work of buildings and on its completion handover the same to the Police Department for further allotment to the police personnel.									

Haryana Scheduled Castes Finance and Development Corporation Ltd.		
Company Profile		
1.1	Year of Incorporation(Date)	02.01.1971
1.2	Act under which incorporated	The Companies Act, 1956
1.3	Contact details (Registered / Corporate Office)	
	1.3.1 Address	Plot No. 199, Industrial Area, Phase-1, Panchkula
	1.3.2 District	
	1.3.3 State	Haryana
	1.3.4 Pin	134113
	1.3.5 URL address, if any	http://hsfdc.org.in
	1.3.6 E-mail address, if any	hsfdc2427@gmail.com
	1.3.7 Telephone Numbers	0172-2567054
	1.3.8 Fax Numbers	-
<p>Main Objectives:- The Corporation provides loan for Income Generating schemes for financial & social upliftment of Scheduled Castes Families.</p>		

Haryana Schedule Caste Finance & development Corp. Ltd. (HSCF&DC)					
Financial data for the years 2021-22 & 2022-23					
Sr. No.	Particulars			Rs. in Lakh	
				2021-22	2022-23
1	Authorised Capital			8000.00	8000.00
2	Paid up share capital				
	2.1	Central Govt.		2392.34	2392.34
	2.2	State Govt.		2614.47	2614.47
	2.3	Others		0.00	0.00
		Total		5006.81	5006.81
3	Reserves & Surplus			3119.95	3266.11
4	Loans				
	4.1	Central Govt. Loan		0.00	0.00
	4.2	State Govt. Loan		0.00	0.00
	4.3	Others		1402.34	1353.48
	4.4	Working Capital		7583.28	7764.82
		Total		8985.62	9118.30
5	Grant-in-aid			0.00	1000.00
6	Current Assets, Loan & Advances			12520.24	12417.78
7	Current Liabilities & Provisions			3081.52	2784.06
8	Net Working Capital			9438.72	9633.72
9	Turnover/Revenue				
	9.1	from Govt. assigned activities		0.00	0.00
	9.2	from other core activities		1232.45	1253.34
	9.3	From miscellaneous activities		0.00	0.00
		Total		1232.45	1253.34
10	Profit / Loss (PAIT)				
	10.1	from Govt. assigned activities		0.00	0.00
	10.2	from other core activities		225.82	146.15
	10.3	From miscellaneous activities		0.00	0.00
		Total		225.82	146.15
11	Accumulated P/L			3119.95	3266.11
12	Dividend paid during the year			0.00	0.00
13	Status of Accounts (Audited upto the year)			2017-18	2017-18
14	Manpower				
	14.1	Sanctioned posts (Nos.)		201	201
	14.2	Filled up posts (Nos.)			
		1	No. of Group A employees	2	2
		2	No. of Group B employees	7	7
		3	No. of Group C employees	41	42
		4	No. of Group D employees	29	28
		A	Total (Regular posts 14.2(1) to 14.2(4))	79	79
		5	No. of Adhoc employees	0	0
		6	No. of contingency paid employees	0	0
		7	No. of work charged employees	0	0
		8	No. of contract employees	86	74
		B	Total (other than regular posts 14.2(5) to 14.2(8))	86	74
		C	Grand total (A+B)	165	153
	14.3	Actual expenditure (including DC)		669.94	727.07
Notes:- DC means Diminishing Cadre					

Haryana Scheduled Castes Finance and Development Corporation Ltd.				
Physical Performance for the years 2021-22 & 2022-23				
Year	Target		Achievement	
	Physical	Financial (in lakhs)	Physical	Financial (in lakhs)
2021-22	15000	14927.10	3068	2167.67
2022-23	15000	14994.30	2899	2239.40

Haryana Backward Classes & Economically Weaker Sections Kalyan Nigam Ltd.		
Company Profile		
1.1	Year of Incorporation(Date)	10.12.1980
1.2	Act under which incorporated	The Companies Act, 1956 (Now 2013)
1.3	Contact details (Registered / Corporate Office)	
	1.3.1 Address	SCO No. 813-14, Sector 22-A, Chandigarh
	1.3.2 District	
	1.3.3 State	U.T. Chandigarh
	1.3.4 Pin	160022
	1.3.5 URL address, if any	-
	1.3.6 E-mail address, if any	hbckn222@gmail.com
	1.3.7 Telephone Numbers	0172-2701722
	1.3.8 Fax Numbers	-
<p>Main Objectives:-</p> <p>(1) To undertake the task of socio-economic and educational upliftment of the backward classes and economically weaker sections in the State.</p> <p>(2) To advance loans to members of backward classes and economically weaker sections individually or collectively for starting a profession, business, trade etc.</p>		

Haryana Backward Classes & Economically Weaker Section Kalyan Nigam Ltd. (HBCKN)					
Financial data for the years 2021-22 & 2022-23					
Sr. No.	Particulars			Rs. in Lakh	
				2021-22	2022-23
1	Authorised Capital			6000.00	6000.00
2	Paid up share capital				
	2.1	Central Govt.		0.00	0.00
	2.2	State Govt.		4525.49	4525.49
	2.3	Others		0.00	0.00
		Total		4525.49	4525.49
3	Reserves & Surplus			1850.34	1832.26
4	Loans				
	4.1	Central Govt. Loan		0.00	0.00
	4.2	State Govt. Loan		0.00	0.00
	4.3	Others		9701.07	9701.07
	4.4	Working Capital		0.00	0.00
		Total		9701.07	9701.07
5	Grant-in-aid			13.00	13.00
6	Current Assets, Loan & Advances			6447.30	6436.60
7	Current Liabilities & Provisions			1993.26	2082.40
8	Net Working Capital			4454.04	4354.20
9	Turnover/Revenue				
	9.1	from Govt. assigned activities		1119.97	1109.08
	9.2	from other core activities		0.00	0.00
	9.3	From miscellaneous activities		0.00	0.00
		Total		1119.97	1109.08
10	Profit / Loss (PAIT)				
	10.1	from Govt. assigned activities		66.01	47.67
	10.2	from other core activities		0.00	0.00
	10.3	From miscellaneous activities		0.00	0.00
		Total		66.01	47.67
11	Accumulated P/L			1850.34	1832.26
12	Dividend paid during the year			0.00	0.00
13	Status of Accounts (Audited upto the year)			2021-22	2021-22
14	Manpower				
	14.1	Sanctioned posts (Nos.)		131	131
	14.2	Filled up posts (Nos.)			
		1	No. of Group A employees	1	2
		2	No. of Group B employees	1	4
		3	No. of Group C employees	15	17
		4	No. of Group D employees	20	17
		A	Total (Regular posts 14.2(1) to 14.2(4)	37	40
		5	No. of Adhoc employees	0	0
		6	No. of contingency paid employees	0	0
		7	No. of work charged employees	0	0
		8	No. of contract employees	108	93
		B	Total (other than regular posts 14.2(5) to 14.2(8)	108	93
		C	Grand total (A+B)	145	133
	14.3	Actual expenditure (including DC)		613.86	591.63
Notes:- DC means Diminishing Cadre					

Haryana Backward Classes & Economically Weaker Sections Kalyan Nigam					
Physical Performance for the Years 2021-22 & 2022-23					
		2021-22		2022-23	
Sr.No	Particulars	No of Beneficiares	Amount Disbursed (Rs.in lakhs)	No of Beneficiares	Amount Disbursed (Rs.in lakhs)
1	Backward Classes	998	767.94	684	598.95
2	Minority Communities	523	486.19	500	546.50
3	Handicapped Person	1257	1255.4	886	968.50
	Total	2778	2509.53	2070	2113.95

Haryana Women Development Corporation Ltd.		
Company Profile		
1.1	Year of Incorporation(Date)	31.03.1982
1.2	Act under which incorporated	The Companies Act, 1956(amended 2013)
1.3	Contact details (Registered / Corporate Office)	
	1.3.1 Address	SCO-212, IInd Floor, Sector-14, Panchkula
	1.3.2 District	Panchkula
	1.3.3 State	Haryana
	1.3.4 Pin	134109
	1.3.5 URL address, if any	-
	1.3.6 E-mail address, if any	1982hwdc@gmail.com , aohwdc@gmail.com
	1.3.7 Telephone Numbers	<u>0172-2564720</u>
	1.3.8 Fax Numbers	-
<u>Main Objectives:-</u> <u>(1) To promote activities for the welfare, development and advancement of women;</u> <u>(2) To undertake the task of socio-economic, health and educational awareness for women.</u> <u>(3) To promote, literacy, talent, skill, know-how, health awareness, enterprises, spirit of entrepreneurship and business acumen among women;</u> <u>(4) To identify trades, occupations, professions and industries which can be suitable for women and to train them for such trades, occupations, professions, industries and to formulate and devise employment schemes with a view to generate self employment for them.</u>		

Haryana Women Development Corp. Ltd. (HWDC)				
Financial data for the years 2021-22 & 2022-23				
Sr. No.	Particulars			Rs. in Lakh
			2021-22	2022-23
1	Authorised Capital			3000.00
2	Paid up share capital			
	2.1	Central Govt.	110.00	110.00
	2.2	State Govt.	1551.00	1551.00
	2.3	Others	0.00	0.00
		Total	1661.00	1661.00
3	Reserves & Surplus			97.00
4	Loans			
	4.1	Central Govt. Loan	0.00	0.00
	4.2	State Govt. Loan	0.00	0.00
	4.3	Others	0.00	0.00
	4.4	Working Capital	0.00	0.00
		Total	0.00	0.00
5	Grant-in-aid			903.00
6	Current Assets, Loan & Advances			1820.00
7	Current Liabilities & Provisions			92.00
8	Net Working Capital			1728.00
9	Turnover/Revenue			
	9.1	from Govt. assigned activities	780.00	983.00
	9.2	from other core activities	0.00	0.00
	9.3	From miscellaneous activities	84.00	104.00
		Total	864.00	1087.00
10	Profit / Loss (PAIT)			
	10.1	from Govt. assigned activities	17.00	-0.07
	10.2	from other core activities	0.00	0.00
	10.3	From miscellaneous activities	0.00	0.00
		Total	17.00	-0.07
11	Accumulated P/L			11.00
12	Dividend paid during the year			0.00
13	Status of Accounts (Audited upto the year)			2018-19
14	Manpower			
	14.1	Sanctioned posts (Nos.)	81	81
	14.2	Filled up posts (Nos.)		
	1	No. of Group A employees	1	1
	2	No. of Group B employees	7	7
	3	No. of Group C employees	17	17
	4	No. of Group D employees	14	14
	A	Total (Regular posts 14.2(1) to 14.2(4))	39	39
	5	No. of Adhoc employees	0	0
	6	No. of contingency paid employees	34	31
	7	No. of work charged employees	0	0
	8	No. of contract employees	2	2
	B	Total (other than regular posts 14.2(5) to 14.2(8))	36	33
	C	Grand total (A+B)	75	72
	14.3	Actual expenditure (including DC)	406.00	495.00
Notes:- DC means Diminishing Cadre				

Haryana Women Development Corporation Ltd.

Physical Performance for the years 2021-22 & 2022-23

Sr. No	Name of PSEs Particulars			FY 2021-22					FY 2022-23					
				Targets	Actual Achievement				Targets	Actual Achievement				
			Physical (in Unit)	Budget (Rs.lakh)	Physical (in Unit)	Col. 12 as a % of 10 i.e. Achievement as a % of target	Exp. (Rs.lakh)	Col. 14 as a % of 11 i.e. Achievement as a % of target	Physical (in Unit)	Budget (Rs.lakh)	Physical (in Unit)	Col. 18 as a % of 16 i.e. Achievement as a % of target	Exp. (Rs.lakh)	Col. 20 as a % of 17 i.e. Achievement as a % of target
1	2	3	10	11	12	13	14	15	16	17	18	19	20	21
1	Individual Loaning Scheme		1000	495.00	1058		158.78		1000	495.00	1958		284.06	
2	Education Loan Scheme	No target fixed it depends on Banks			458		264.98		No target fixed it depends on Banks		454		314.09	
	Total		1000	495	1516		423.76		1000	495	2412		598.10	

Haryana Forest Development Corporation Ltd.		
Company Profile		
1.1	Year of Incorporation(Date)	07.12.1989
1.2	Act under which incorporated	The Companies Act, 1956
1.3	Contact details (Registered / Corporate Office)	
	1.3.1 Address	Bays No. 27-28, Sector 4, Panchkula.
	1.3.2 District	Panchkula
	1.3.3 State	Haryana
	1.3.4 Pin	134112
	1.3.5 URL address, if any	www.hfdc.gov.in
	1.3.6 E-mail address, if any	md@hfdc.gov.in
	1.3.7 Telephone Numbers	0172-2564463, 2583620
	1.3.8 Fax Numbers	0172-2582307
<p>Main Objectives:-</p> <p>The main objective of the Company as per Memorandum and Articles of Association are as under:</p> <p>(1) To assure reasonable prices to the farmers for their standing trees and other forest produce.</p> <p>(2) To generate employment opportunities in rural areas.</p> <p>(3) To increase financial status of farming and labour community.</p> <p>(4) To promote development of forest based and allied industries.</p> <p>(5) To stabilize timber and fuel wood prices in open market.</p> <p>(6) To protect the forest producers from exploitation of the middlemen and to safeguard the interest of the consumers by undertaking proper and scientific exploitation of the forest resources of the state and if necessary outside it, in order to obtain the maximum financial return therefore.</p> <p>(7) To transfer related technology to farmers.</p> <p>(8) Tree felling and wood extraction from government forests earmarked to the Haryana Forest Development Corporation Limited, development of forests and raising of plantations.</p>		

Haryana Forest Development Corporation. Ltd. (HFDC)						
Financial data for the years 2021-22 & 2022-23						
Sr. No.	Particulars				Rs. in Lakh	
					2021-22	2022-23
1	Authorised Capital				500.00	500.00
2	Paid up share capital					
	2.1	Central Govt.			0.00	0.00
	2.2	State Govt.			20.03	20.03
	2.3	Others			0.00	0.00
		Total			20.03	20.03
3	Reserves & Surplus				6959.67	8330.66
4	Loans					
	4.1	Central Govt. Loan			0.00	0.00
	4.2	State Govt. Loan			0.00	0.00
	4.3	Others			0.00	0.00
	4.4	Working Capital			0.00	0.00
		Total			0.00	0.00
5	Grant-in-aid				0.00	0.00
6	Current Assets, Loan & Advances				12608.55	13910.88
7	Current Liabilities & Provisions				6959.60	6922.50
8	Net Working Capital				5648.95	6988.38
9	Turnover/Revenue					
	9.1	from Govt. assigned activities			2798.44	2628.28
	9.2	from other core activities			6809.87	6652.00
	9.3	From miscellaneous activities			0.00	0.00
		Total			9608.31	9280.28
10	Profit / Loss (PAIT)					
	10.1	from Govt. assigned activities			905.43	1354.34
	10.2	from other core activities			0.00	0.00
	10.3	From miscellaneous activities			0.00	0.00
		Total			905.43	1354.34
11	Accumulated P/L				6959.67	8330.66
12	Dividend paid during the year				0.00	0.00
13	Status of Accounts (Audited upto the year)				2021-22	2021-22
14	Manpower					
	14.1	Sanctioned posts (Nos.)			237	237
	14.2	Filled up posts (Nos.)				
		1	No. of Group A employees		5	5
		2	No. of Group B employees		11	11
		3	No. of Group C employees		61	55
		4	No. of Group D employees		3	3
		A	Total (Regular posts 14.2(1) to 14.2(4))		80	74
		5	No. of Adhoc employees		0	0
		6	No. of contingency paid employees		74	68
		7	No. of work charged employees		0	0
		8	No. of contract employees		0	0
		B	Total (other than regular posts 14.2(5) to 14.2(8))		74	68
		C	Grand total (A+B)		154	142
	14.3	Actual expenditure (including DC)			900.07	1018.54
Notes:- DC means Diminishing Cadre						

Haryana Forest Development Corporation Ltd									
Physical Performance for the years 2021-22 & 2022-23									
Sr. No.	Particulars	2021-22				2022-23			
		Quantity		Amount (Rs. in lacs)		Quantity		Amount (Rs. in lacs)	
		Procurement / Production	Conversion	Procurement /Production	Sale	Procurement / Production	Conversion	Procurement /Production	Sale
1	Tree Felling & Conversion	140514	Timber GI G II	75755 29744 11878		133634	Timber GI G II	70479 28296 11343	
2.	Purchase of Trees/Forest Produce	Forest Department and Others		2458.73		Forest Department and Others		-	
3.	Sale of Timber/ fuel wood				6906.45				6831.49
4.	Furniture				1226.66				1596.43
5.	N/Bags				880.69				621.17
6.	Tree Guards				55.71				34.61
7.	RCC Pillar/fence				183.92				98.61
8.	Plants				0.57				-
9.	Stock items transfer to Fixed Assets				2.21				2.66
10.	B/Wire				301.12				89.71
11.	Sales return-Old GST No.				0.00				-
12.	Project work Income /Receipt				0.00				-
13.	Sale of Bamboo				31.61				0.48
14.	Plantation Work/Nursery Income				16.37				5.12
	Total				9605.31				9280.28

Haryana State Roads and Bridges Development Corporation Ltd.		
Company Profile		
1.1	Year of Incorporation(Date)	13.05.1999
1.2	Act under which incorporated	The Companies Act, 1956
1.3	Contact details (Registered / Corporate Office)	0172-2585265
	1.3.1 Address	Bays No. 13-14, Sector-2, Panchkula
	1.3.2 District	Panchkula
	1.3.3 State	Haryana
	1.3.4 Pin	134109
	1.3.5 URL address, if any	-
	1.3.6 E-mail address, if any	edhsrdc@gmail.com mdhsrdc@yahoo.co.in
	1.3.7 Telephone Numbers	0172-2585265
	1.3.8 Fax Numbers	-
<p>Main Objectives:-</p> <p>1) To construct, erect, build, re-model, repair, execute, develop, improve, administer, manage, control, maintain, demolish, grade, curve, pave, macadamize, cement, highways, expressways, roads, paths, streets, bridges, sideways, bye-passes, tunnels, pavements, reclamation, improvements, road over bridges, road under bridges, underground roads, or any other structural or architectural work.</p> <p>2) To do other similar construction, leveling or paving work at present being a part of the activity of the Haryana Public Works Department on Build, Operate and Transfer (BOT) or Build-Own-Operate and Transfer(BOOT) or Build-Operate-Lease and Transfer(BOLT) basis/or on any other scheme in a manner which will facilitate to undertake the above mentioned work.</p>		

Haryana State Roads & Bridge Development Corp. Ltd. (HSR&BDC)				
Financial data for the years 2021-22 & 2022-23				
Sr. No.	Particulars			Rs. in Lakh
			2021-22	2022-23
1	Authorised Capital			12500.00
2	Paid up share capital			
	2.1	Central Govt.	0.00	0.00
	2.2	State Govt.	12204.23	12204.23
	2.3	Others	0.00	0.00
		Total	12204.23	12204.23
3	Reserves & Surplus			17829.41
4	Loans			
	4.1	Central Govt. Loan	0.00	0.00
	4.2	State Govt. Loan	0.00	0.00
	4.3	Others	0.00	0.00
	4.4	Working Capital	0.00	0.00
		Total	0.00	0.00
5	Grant-in-aid			0.00
6	Current Assets, Loan & Advances			52082.22
7	Current Liabilities & Provisions			11182.78
8	Net Working Capital			40899.44
9	Turnover/Revenue			
	9.1	from Govt. assigned activities	0.00	0.00
	9.2	from other core activities	506.00	773.16
	9.3	From miscellaneous activities	2018.65	1737.25
		Total	2524.65	2510.41
10	Profit / Loss (PAIT)			
	10.1	from Govt. assigned activities	0.00	0.00
	10.2	from other core activities	513.63	977.93
	10.3	From miscellaneous activities	0.00	0.00
		Total	513.63	977.93
11	Accumulated P/L			17829.41
12	Dividend paid during the year			0.00
13	Status of Accounts (Audited upto the year)			2021-22
14	Manpower			
	14.1	Sanctioned posts (Nos.)	95	95
	14.2	Filled up posts (Nos.)		
	1	No. of Group A employees	14	13
	2	No. of Group B employees	5	5
	3	No. of Group C employees	14	18
	4	No. of Group D employees	0	0
	A	Total (Regular posts 14.2(1) to 14.2(4))	33	36
	5	No. of Adhoc employees	0	0
	6	No. of contingency paid employees	0	0
	7	No. of work charged employees	0	0
	8	No. of contract employees	46	42
	B	Total (other than regular posts 14.2(5) to 14.2(8))	46	42
	C	Grand total (A+B)	79	78
	14.3	Actual expenditure (including DC)	1211.23	1042.46
Notes:- DC means Diminishing Cadre				

Haryana State Roads & Bridges Development Corporation Ltd.			
Physical Performance for the Years 2021-22 & 2022-23			
		2021-22	2022-23
Sr. No.	Particulars	(Rs. In lakhs)	(Rs. In lakhs)
1	Construction/ Repair works at Bhagat Phool Singh Mahila Vishvavidyalya, Khanpur Kalan (Sonepat)	Nil	Nil
2.	Construction work of colony at Deenbandhu Chhottu Ram Thermal Power Project at Yamuna Nagar	12.24	Nil
3.	Work Under NCR PB,ROB and Roads	21501.30	40867.32
4.	Construction of DCRU Library & CIPIT Murthal	9.56	Nil
5.	Construction of Regional Centre Jind	Nil	15.02
6	Construction at PTPS Panipat	Nil	Nil
7	Const. of Medical College - Jind	8008.39	19549.64
8	Teaching Block at Regional Centre Kharal in Jind	561.92	320.52
9	Teaching Block at Regional Centre Krishan Nagar (Lula Ahir) in Rewari	426.03	370.51
10	Teaching Block at Regional Centre at Bhainsawal	405.75	347.27
11	2 Lane RUB on Sonepat Ganaur Road (CONCOR)	600.40	49.24
12	Dental College, Nuh	Nil	7.04
	Total	31525.59	61526.56

Haryana Financial Corporation		
Company Profile		
1.1	Year of Incorporation(Date)	01.04.1967
1.2	Act under which incorporated	The State Financial Corporations Act, 1951
1.3	Contact details (Registered / Corporate Office)	
	1.3.1 Address	30 Bays Building, Sector 17-C, Chandigarh
	1.3.2 District	Chandigarh
	1.3.3 State	U.T. , Chandigarh
	1.3.4 Pin	160017
	1.3.5 URL address, if any	www.hfcindia.org.in
	1.3.6 E-mail address, if any	hfclegal@gmail.com
	1.3.7 Telephone Numbers	0172-2702755-57
	1.3.8 Fax Numbers	0172-2721624
<p>Main Objectives:-</p> <p>Haryana financial corporation was established under SFCs Act, 1951 with the objective to give financial assistance for setting up industries (SSI,MSI) in the state of Haryana. Due to tough completion and liquidity problems, it became difficult for the Corporation to continue the business. The Board of Directors of the Corporation has already recommended to the State Govt. For its winding up. Presently the Corporation is focusing only on the recovery of existing loan portfolio.</p>		

Haryana Financial Corporation Ltd. (HFC)					
Financial data for the years 2021-22 & 2022-23					
Sr. No.	Particulars			Rs. in Lakh	
				2021-22	2022-23
1	Authorised Capital			30000.00	30000.00
2	Paid up share capital				
	2.1	Central Govt.		0.00	0.00
	2.2	State Govt.		20201.17	20201.16
	2.3	Others		564.64	564.65
		Total		20765.81	20765.81
3	Reserves & Surplus			1658.27	1658.27
4	Loans				
	4.1	Central Govt. Loan		0.00	0.00
	4.2	State Govt. Loan		0.00	0.00
	4.3	Others		0.00	0.00
	4.4	Working Capital		0.00	0.00
		Total		0.00	0.00
5	Grant-in-aid			0.00	0.00
6	Current Assets, Loan & Advances			4756.30	4821.84
7	Current Liabilities & Provisions			5622.18	5598.64
8	Net Working Capital			-865.88	-776.80
9	Turnover/Revenue				
	9.1	from Govt. assigned activities		0.00	0.00
	9.2	from other core activities		3093.57	52.70
	9.3	From miscellaneous activities		440.13	441.78
		Total		3533.70	494.48
10	Profit / Loss (PAIT)				
	10.1	from Govt. assigned activities		0.00	0.00
	10.2	from other core activities		2172.36	72.45
	10.3	From miscellaneous activities		0.00	0.00
		Total		2172.36	72.45
11	Accumulated P/L			-8604.44	-8531.99
12	Dividend paid during the year			0.00	0.00
13	Status of Accounts (Audited upto the year)			2021-22	2022-23
14	Manpower				
	14.1	Sanctioned posts (Nos.)		203	203
	14.2	Filled up posts (Nos.)			
		1	No. of Group A employees	6	5
		2	No. of Group B employees	10	10
		3	No. of Group C employees	3	3
		4	No. of Group D employees	0	0
		A	Total (Regular posts 14.2(1) to 14.2(4))	19	18
		5	No. of Adhoc employees	0	0
		6	No. of contingency paid employees	0	0
		7	No. of work charged employees	0	0
		8	No. of contract employees	11	9
		B	Total (other than regular posts 14.2(5) to 14.2(8))	11	9
		C	Grand total (A+B)	30	27
	14.3	Actual expenditure (including DC)		421.28	352.56
Notes:- DC means Diminishing Cadre					

Haryana Financial Corporation			
Physical Performance for the years 2021-22 & 2022-23			
Sr. No.	Particulars	2021-22	2022-23
1		(Rs. in lakhs)	
i)	Target	Nil	Nil
ii)	Recovery during the year	3098.77	28.11

Haryana State Industrial and Infrastructure Development Corporation Ltd.		
Company Profile		
1.1	Year of Incorporation(Date)	1967
1.2	Act under which incorporated	The Companies Act, 1956
1.3	Contact details (Registered / Corporate Office)	
	1.3.1 Address	No. C. 13-14, Institutional Area, Sector-6, Panchkula
	1.3.2 District	Panchkula
	1.3.3 State	Haryana
	1.3.4 Pin	134109
	1.3.5 URL address, if any	www.hsiidc.org.in
	1.3.6 E-mail address, if any	contactus@hsiidc.org.in
	1.3.7 Telephone Numbers	0172-2590481-83
	1.3.8 Fax Numbers	0172-2590474
Main Objectives:- <ol style="list-style-type: none"> 1) Setting up of industrial units in the Public/Joint/Assisted Sectors. 2) Term lending to industrial units under the Refinance Scheme of IDBI. 3) Development of industrial complexes/estates and ancillary industrial estates. 		

Haryana State Industries and Infrastructure Development Corp. Ltd. (HSIIDC)				
Financial data for the years 2021-22 & 2022-23				
Sr. No.	Particulars		Rs. in Lakh	
			2021-22	2022-23
1	Authorised Capital		7500.00	7500.00
2	Paid up share capital			
	2.1	Central Govt.	0.00	0.00
	2.2	State Govt.	4888.00	4889.00
	2.3	Others	0.00	0.00
		Total	4888.00	4889.00
3	Reserves & Surplus		320677.00	400079.00
4	Loans			
	4.1	Central Govt. Loan	0.00	0.00
	4.2	State Govt. Loan	0.00	0.00
	4.3	Others	367052.00	213520.00
	4.4	Working Capital	722196.00	464218.00
		Total	1089248.00	677738.00
5	Grant-in-aid		4350.00	4037.00
6	Current Assets, Loan & Advances		2760157.00	2679279.00
7	Current Liabilities & Provisions		2550383.00	2577986.00
8	Net Working Capital		209774.00	101293.00
9	Turnover/Revenue			
	9.1	from Govt. assigned activities	0.00	0.00
	9.2	from other core activities	330005.00	335598.00
	9.3	From miscellaneous activities	0.00	0.00
		Total	330005.00	335598.00
10	Profit / Loss (PAIT)			
	10.1	from Govt. assigned activities	0.00	0.00
	10.2	from other core activities	25254.00	84609.00
	10.3	From miscellaneous activities	0.00	0.00
		Total	25254.00	84609.00
11	Accumulated P/L		304305.00	383706.00
12	Dividend paid during the year		200.00	200.00
13	Status of Accounts (Audited upto the year)		2020-21	2020-21
14	Manpower			
	14.1	Sanctioned posts (Nos.)	1099	1099
	14.2	Filled up posts (Nos.)		
	1	No. of Group A employees	24	35
	2	No. of Group B employees	132	129
	3	No. of Group C employees	131	196
	4	No. of Group D employees	109	99
	A	Total (Regular posts 14.2(1) to 14.2(4))	396	459
	5	No. of Adhoc employees	0	0
	6	No. of contingency paid employees	0	0
	7	No. of work charged employees	0	0
	8	No. of contract employees	803	802
	B	Total (other than regular posts 14.2(5) to 14.2(8))	803	802
	C	Grand total (A+B)	1199	1261
	14.3	Actual expenditure (including DC)	7237.00	7546.00
Notes:- DC means Diminishing Cadre				

Haryana State Industrial and Infrastructure Development Corporation Ltd.

Physical Performance for the years 2021-22 & 2022-23

Sr. No	Particulars	2021-22				2022-23			
		Quantity		Amount (Rs. in lacs)		Quantity		Amount (Rs. in lacs)	
		Procurement/ Production	Sale	Procurement/ Production	Sale	Procurement/ Production	Sale	Procurement/ Production	Sale
1	Khanak (Stone Mines)	6790839.385 MT	6790839.385 MT	19587.53	19587.53	10588682.56 MT	10588682.56 MT	35665.94	35665.94

Haryana Power Generation Corporation Ltd.		
Company Profile		
1.1	Year of Incorporation(Date)	17.03.1997
1.2	Act under which incorporated	The Companies Act, 1956
1.3	Contact details (Registered / Corporate Office)	
	1.3.1 Address	C-7, Urja Bhawan, Sector-6, Panchkula
	1.3.2 District	Panchkula
	1.3.3 State	Haryana
	1.3.4 Pin	134109
	1.3.5 URL address, if any	www.hpgcl.org.in
	1.3.6 E-mail address, if any	hpgc@hry.nic.in ; md@hpgcl.org.in
	1.3.7 Telephone Numbers	0172-5023480
	1.3.8 Fax Numbers	0172-5022413
<p>Main Objectives:-</p> <ol style="list-style-type: none"> 1) To provide cost effective, uninterrupted quality power at optimum efficiency. 2) To make Haryana a power surplus state by maximising generation from existing plants and by planning and implementing new generation projects. 3) To explore all possible alternate sources of power generation. 4) To Develop Solar Projects on the land available at plants. 		

Haryana Power Generation Corporation (HPGCL)

Financial data for the years 2021-22 & 2022-23

Sr. No.	Particulars		Rs. in Lakh	
			2021-22	2022-23
1	Authorised Capital		400000.00	400000.00
2	Paid up share capital			
	2.1	Central Govt.	0.00	0.00
	2.2	State Govt.	319029.02	319029.02
	2.3	Others	0.00	0.00
		Total	319029.02	319029.02
3	Reserves & Surplus		70143.32	78844.18
4	Loans			
	4.1	Central Govt. Loan	281.20	266.40
	4.2	State Govt. Loan	0.00	0.00
	4.3	Others	35248.47	25861.49
	4.4	Working Capital	111134.44	151861.79
		Total	146664.11	177989.68
5	Grant-in-aid			
6	Current Assets, Loan & Advances		142383.77	217493.32
7	Current Liabilities & Provisions		98017.63	104382.61
8	Net Working Capital		44366.14	113110.71
9	Turnover/Revenue			
	9.1	from Govt. assigned activities	396925.63	856649.66
	9.2	from other core activities	0.00	0.00
	9.3	From miscellaneous activities	1677.67	5991.95
		Total	398603.30	862641.61
10	Profit / Loss (PAIT)			
	10.1	from Govt. assigned activities	-39508.16	9660.85
	10.2	from other core activities	0.00	0.00
	10.3	From miscellaneous activities	0.00	0.00
		Total	-39508.16	9660.85
11	Accumulated P/L		-75690.09	-67953.46
12	Dividend paid during the year		0.00	0.00
13	Status of Accounts (Audited upto the year)		2021-22	2022-23
14	Manpower			
	14.1	Sanctioned posts (Nos.)	3630	3151
	14.2	Filled up posts (Nos.)		
	1	No. of Group A employees	427	492
	2	No. of Group B employees	255	213
	3	No. of Group C employees	1235	797
	4	No. of Group D employees	188	203
	A	Total (Regular posts 14.2(1) to 14.2(4))	2105	1705
	5	No. of Adhoc employees	0	0
	6	No. of contingency paid employees	0	0
	7	No. of work charged employees	0	0
	8	No. of contract employees	236	524
	B	Total (other than regular posts 14.2(5) to 14.2(8))	236	524
	C	Grand total (A+B)	2341	2229
	14.3	Actual expenditure (including DC)	68728.75	84778.64

Notes:- DC means Diminishing Cadre

Haryana Power Generation Corporation Ltd.									
Physical Performance for the years 2021-22 & 2022-23									
Sr. No.	Particulars	2021-22				2022-23			
		Quantity		Amount (Rs. in lacs)		Quantity		Amount (Rs. in lacs)	
		Production	Sale	Production	Sale	Production	Sale	Production	Sale
1	Generation of power (Units in MU)	8312.48	7661.33	0	396925.63	15995.95	14779.48	0	856649.66
	Total	8212.48	7661.33	0	396925.63	15995.95	14779.48	0	856649.66

Haryana Vidyut Prasaran Nigam Ltd.		
Company Profile		
1.1	Year of Incorporation(Date)	14.08.1998 (on bifurcation of Haryana State Electricity Board)
1.2	Act under which incorporated	The Companies Act, 1956
1.3	Contact details (Registered / Corporate Office)	
	1.3.1 Address	Shakti Bhawan, Sector-6, Panchkula
	1.3.2 District	Panchkula
	1.3.3 State	Haryana
	1.3.4 Pin	134 109
	1.3.5 URL address, if any	www.hvpm.gov.in
	1.3.6 E-mail address, if any	hvpn@hry.nic.in
	1.3.7 Telephone Numbers	0172-2561931-39
	1.3.8 Fax Numbers	0172-2565746
<p>Main Objectives:-</p> <ol style="list-style-type: none"> 1. Planning, designing, construction, erection and maintenance of transmission lines, sub-stations of voltage level 600KV & above and communication facilities. 2. To maintain an integrated and efficient power transmission system network. 3. Wheeling of power in accordance with the policies, guidelines laid down by the State Government and Haryana Electricity Regularity Commission (HERC) from time to time. 		

Haryana Vidyut Prasaran Nigam Ltd. (HVPNL)				
Financial data for the years 2021-22 & 2022-23				
Sr. No.	Particulars			Rs. in Lakh
			2021-22	2022-23
1	Authorised Capital			500000.00
2	Paid up share capital			
	2.1	Central Govt.	0.00	0.00
	2.2	State Govt.	399015.08	399015.08
	2.3	Others	0.00	0.00
		Total	399015.08	399015.08
3	Reserves & Surplus			64759.98
4	Loans			
	4.1	Central Govt. Loan	0.00	0.00
	4.2	State Govt. Loan	0.00	0.00
	4.3	Others	377490.90	398136.44
	4.4	Working Capital	4004.77	1000.33
		Total	381495.67	399136.77
5	Grant-in-aid			0.00
6	Current Assets, Loan & Advances			90826.76
7	Current Liabilities & Provisions			96263.06
8	Net Working Capital			-5436.30
9	Turnover/Revenue			
	9.1	from Govt. assigned activities	201714.64	242608.35
	9.2	from other core activities	0.00	0.00
	9.3	From miscellaneous activities	14736.23	14428.34
		Total	216450.87	257036.69
10	Profit / Loss (PAIT)			
	10.1	from Govt. assigned activities	-3141.01	39602.28
	10.2	from other core activities	0.00	0.00
	10.3	From miscellaneous activities	0.00	0.00
		Total	-3141.01	39602.28
11	Accumulated P/L			59775.99
12	Dividend paid during the year			0.00
13	Status of Accounts (Audited upto the year)			2021-22
14	Manpower			2022-23
	14.1	Sanctioned posts (Nos.)	10480	10480
	14.2	Filled up posts (Nos.)		
	1	No. of Group A employees	231	231
	2	No. of Group B employees	265	255
	3	No. of Group C employees	3654	3247
	4	No. of Group D employees	390	312
	A	Total (Regular posts 14.2(1) to 14.2(4))	4540	4045
	5	No. of Adhoc employees	0	0
	6	No. of contingency paid employees	0	0
	7	No. of work charged employees	0	0
	8	No. of contract employees	2531	2565
	B	Total (other than regular posts 14.2(5) to 14.2(8))	2531	2565
	C	Grand total (A+B)	7071	6610
	14.3	Actual expenditure (including DC)	113679.66	105274.11
Notes:- DC means Diminishing Cadre				

Haryana Vidyut Prasaran Nigam Ltd.					
Physical Performance for the years 2021-22 & 2022-23					
Sr. No.	Particulars	2021-22		2022-23	
		Units (in lakh)	Amt (in lakh)	Units (in lakh)	Amt (in lakh)
1	Total units wheeled (in MW)	497594.13	*175043.48	595234.50	*212493.77
2.	Total No. of Units received/sold	26100.91	26558.09	28506.66	30022.74

* Total Wheeling Charges during the year plus Revenue from SLDC, reactive energy charges & open access charges.

Uttar Haryana Bijli Vitran Nigam Ltd.		
Company Profile		
1.1	Year of Incorporation (Date)	15.03.1999
1.2	Act under which incorporated	The Companies Act, 1956
1.3	Contact details (Registered / Corporate Office)	
	1.3.1 Address	Regd. Office : IP-3, Sector-14, Panchkula
	1.3.2 District	Panchkula
	1.3.3 State	Haryana
	1.3.4 Pin	134 113
	1.3.5 URL address, if any	www.uhbvn.com
	1.3.6 E-mail address, if any	dst@uhbvn.org.in
	1.3.7 Telephone Numbers	0172-2524102
	1.3.8 Fax Numbers	-
<p>Main Objectives:-</p> <ol style="list-style-type: none"> 1.To arrange for the supply of electricity that may be required within the jurisdiction of UHBVN in an efficient & economical manner, with particular reference to the areas, which are not for the time being supplied or adequately supplied with electricity. 2. To supply electricity as soon as practicable to a licensee/other person requiring such supply. 3. To exercise such control in relation to the generation, distribution & utilization of electricity within the area of jurisdiction of UHBVN. 4. To collect data on the demand for, and the use of, electricity & to formulate perspective plans in co-ordination with the generating company or generating companies, if any, operating in the state for generation, transmission and distribution of electricity within its jurisdiction. 5. To prepare and carry out schemes for transmission, distribution & generally for promoting the use of electricity within the State. 		

Uttar Haryana Bijli Vitran Nigam Ltd. (UHBVNL)				
Financial data for the years 2021-22 & 2022-23				
Sr. No.	Particulars		Rs. in Lakh	
			2021-22	2022-23
1	Authorised Capital		1700000.00	1700000.00
2	Paid up share capital			
	2.1	Central Govt.	0.00	0.00
	2.2	State Govt.	1515903.38	1515903.38
	2.3	Others	54698.61	54698.61
		Total	1570601.99	1570601.99
3	Reserves & Surplus		-1381509.85	-1361556.68
4	Loans			
	4.1	Central Govt. Loan	0.00	0.00
	4.2	State Govt. Loan	0.00	0.00
	4.3	Others	340072.10	377138.89
	4.4	Working Capital	142747.57	149070.59
		Total	482819.67	526209.48
5	Grant-in-aid		327584.22	294542.60
6	Current Assets, Loan & Advances		341837.13	515584.39
7	Current Liabilities & Provisions		427126.25	553229.17
8	Net Working Capital		-85289.12	-37644.78
9	Turnover/Revenue			
	9.1	from Govt. assigned activities	0.00	0.00
	9.2	from other core activities	1417324.14	1840573.19
	9.3	From miscellaneous activities	0.00	0.00
		Total	1417324.14	1840573.19
10	Profit / Loss (PAIT)			
	10.1	from Govt. assigned activities	0.00	0.00
	10.2	from other core activities	7777.67	11125.52
	10.3	From miscellaneous activities	0.00	0.00
		Total	7777.67	11125.52
11	Accumulated P/L		-1508213.46	-1497087.94
12	Dividend paid during the year		0.00	0.00
13	Status of Accounts (Audited upto the year)		2021-22	2022-23
14	Manpower			
	14.1	Sanctioned posts (Nos.)	17435	17734
	14.2	Filled up posts (Nos.)		
	1	No. of Group A employees	112	129
	2	No. of Group B employees	335	263
	3	No. of Group C employees	6773	7636
	4	No. of Group D employees	289	270
	A	Total (Regular posts 14.2(1) to 14.2(4))	7509	8298
	5	No. of Adhoc employees	0	0
	6	No. of contingency paid employees	0	0
	7	No. of work charged employees	0	0
	8	No. of contract employees	5085	5276
	B	Total (other than regular posts 14.2(5) to 14.2(8))	5085	5276
	C	Grand total (A+B)	12594	13574
	14.3	Actual expenditure (including DC)	165876.17	140078.18
Notes:- DC means Diminishing Cadre				

Uttar Haryana Bijli Vitran Nigam Ltd.

Physical Performance for the years 2021-22 & 2022-23

Sr. No.	Particulars	2021-22				2022-23			
		Quantity (Mus)		Amount (Rs. in Lakhs)		Quantity (Mus)		Amount (Rs. in Lakhs)	
		Procurement/ Production	Sale	Procurement/ Production	Sale	Procurement / Production	Sale	Procurement/ Production	Sale
1.	Purchase	23708.97		1140881.06		25803.26		1567512.23	
2.	Sale (within State)		19066.30		1015174.90		21654.66		1466908.02
3.	Sale (outside State)		682.98		27052.72		705.17		32526.83

Dakshin Haryana Bijli Vitran Nigam Ltd.		
Company Profile		
1.1	Year of Incorporation(Date)	01.07.1999
1.2	Act under which incorporated	Electricity Act
1.3	Contact details (Registered / Corporate Office)	
	1.3.1 Address	Vidyut Sadan, Vidyut Nagar, Hisar-125005,Haryana
	1.3.2 District	Hisar
	1.3.3 State	Haryana
	1.3.4 Pin	125005
	1.3.5 URL address, if any	http://www.dhbvn.org.in/web/portal/home
	1.3.6 E-mail address, if any	md@dhbvn.org.in & 1912@dhbvn.org.in
	1.3.7 Telephone Numbers	01662- 223392
	1.3.8 Fax Numbers	01662- 223098
<p>Main Objectives:-</p> <p>Distribution /sale of electrical energy in a southern district of Haryana namely Faridabad, Palwal, Gurugram, Mewat, Rewari, M/Garh, Bhiwani, Hisar, Fatehabad, Sirsa & Jind.</p>		

Dakshin Haryana Bijli Vitran Nigam Ltd. (DHBVNL)				
Financial data for the years 2021-22 & 2022-23				
Sr. No.	Particulars		Rs. in Lakh	
			2021-22	2022-23
1	Authorised Capital		2500000.00	2500000.00
2	Paid up share capital			
	2.1	Central Govt.	0.00	0.00
	2.2	State Govt.	1345951.40	1345951.40
	2.3	Others	43727.41	43727.41
		Total	1389678.81	1389678.81
3	Reserves & Surplus		-1094215.79	-1053557.08
4	Loans			
	4.1	Central Govt. Loan	0.00	0.00
	4.2	State Govt. Loan	14224.81	20767.89
	4.3	Others	271136.48	307340.82
	4.4	Working Capital	48840.75	334312.87
		Total	334202.04	662421.58
5	Grant-in-aid		50505.66	47722.03
6	Current Assets, Loan & Advances		321817.94	880730.25
7	Current Liabilities & Provisions		322496.50	794291.78
8	Net Working Capital		-678.56	86438.47
9	Turnover/Revenue			
	9.1	from Govt. assigned activities	1857443.63	2547590.54
	9.2	from other core activities	0.00	0.00
	9.3	From miscellaneous activities	0.00	0.00
		Total	1857443.63	2547590.54
10	Profit / Loss (PAIT)			
	10.1	from Govt. assigned activities	0.00	0.00
	10.2	from other core activities	18526.44	12718.48
	10.3	From miscellaneous activities	0.00	0.00
		Total	18526.44	12718.48
11	Accumulated P/L		-1332151.93	-1319433.45
12	Dividend paid during the year		0.00	0.00
13	Status of Accounts (Audited upto the year)		2021-22	2022-23
14	Manpower			
	14.1	Sanctioned posts (Nos.)	22207	22310
	14.2	Filled up posts (Nos.)		
	1	No. of Group A employees	96	115
	2	No. of Group B employees	265	280
	3	No. of Group C employees	8574	8165
	4	No. of Group D employees	277	267
	A	Total (Regular posts 14.2(1) to 14.2(4))	9212	8827
	5	No. of Adhoc employees	0	0
	6	No. of contingency paid employees	0	0
	7	No. of work charged employees	0	0
	8	No. of contract employees	7757	7514
	B	Total (other than regular posts 14.2(5) to 14.2(8))	7757	7514
	C	Grand total (A+B)	16969	16341
	14.3	Actual expenditure (including DC)	150607.32	168265.99
Notes:- DC means Diminishing Cadre				

Dakshin Haryana Bijli Vitran Nigam Ltd.

Physical Performance for the years 2021-22 & 2022-23

Sr. No.	Particulars	2021-22				2022-23			
		Quantity (in Mu)		Amount (Rs. in Lakh)		Quantity (in Mu)		Amount (Rs. in Lakh)	
		Procurement/ Production	Sale	Procurement/ Production	Sale	Procurement/ Production	Sale	Procurement/ Production	Sale
1.	Electricity Units	331466.80	277518.73	1581649.94	1793230.83	374829.47	320851.70	2248037.08	2477864.64

Haryana Tourism Corporation Ltd.		
Company Profile		
1.1	Year of Incorporation(Date)	1.5.1974
1.2	Act under which incorporated	The Companies Act, 1956
1.3	Contact details (Registered / Corporate Office)	
	1.3.1 Address	SCO No. 17-18-19, Sector 17-B, Chandigarh
	1.3.2 District	
	1.3.3 State	U.T. Chandigarh
	1.3.4 Pin	160017
	1.3.5 URL address, if any	www.haryanatourism.com
	1.3.6 E-mail address, if any	haryanatourism@gmail.com & htdcle@hry.nic.in
	1.3.7 Telephone Numbers	0172-2702955-56-57, 2770036
	1.3.8 Fax Numbers	0172-2703185
<p>Main Objectives:-</p> <p>1) To purchase, acquire, develop and take over from time to time all or any of the restaurants, bars, liquor vends, bonded warehouses, wholesale and retail vends of foreign liquor, cafeterias, canteens, milk bars, bakeries, shops, catering establishments, petrol pumps, repair work shops, tourist bungalows, hotels, huts, motels, guest houses, entertainment projects and other places of tourist, archeological and historic interest in Haryana and/or elsewhere, cars, buses, trucks, boats, ponies etc. from the government of the state of Haryana with all or any of the rights, licences and business for the purpose of boarding, lodging, stay, comfort and entertainment of tourists and run, maintain, manage and administer them.</p> <p>2) Purchase, produce, distribute and sell tourist publicity materials: edit, design, print, publish, sell or otherwise deal with books, magazines, periodicals, folders, inserts, guide maps pamphlets, bills, posters, picture, postcards, diaries, calendars, slides, cinematograph films and other material for the purpose of giving publicity to and developing tourism.</p> <p>3) To provide lodging and boarding and other facilities to the public including tourists, visitors and other delegates coming to India from foreign countries and to members of delegations and missions from foreign countries.</p>		

Haryana Tourism Corporation Ltd. (HTC)				
Financial data for the years 2021-22 & 2022-23				
Sr. No.	Particulars		Rs. in Lakh	
			2021-22	2022-23
1	Authorised Capital		4500.00	4500.00
2	Paid up share capital			
	2.1	Central Govt.	0.00	0.00
	2.2	State Govt.	4012.62	4024.92
	2.3	Others	0.00	0.00
		Total	4012.62	4024.92
3	Reserves & Surplus		-1420.04	-2999.92
4	Loans			
	4.1	Central Govt. Loan	0.00	0.00
	4.2	State Govt. Loan	0.00	0.00
	4.3	Others	0.00	0.00
	4.4	Working Capital	5456.78	6098.19
		Total	5456.78	6098.19
5	Grant-in-aid		33941.57	40590.23
6	Current Assets, Loan & Advances		16078.00	19594.60
7	Current Liabilities & Provisions		10621.22	13496.41
8	Net Working Capital		5456.78	6098.19
9	Turnover/Revenue			
	9.1	from Govt. assigned activities	0.00	0.00
	9.2	from other core activities	32985.01	34979.25
	9.3	From miscellaneous activities	0.00	0.00
		Total	32985.01	34979.25
10	Profit / Loss (PAIT)			
	10.1	from Govt. assigned activities	0.00	0.00
	10.2	from other core activities	-576.66	-1404.04
	10.3	From miscellaneous activities	0.00	0.00
		Total	-576.66	-1404.04
11	Accumulated P/L		-1606.09	-3010.13
12	Dividend paid during the year		0.00	0.00
13	Status of Accounts (Audited upto the year)		2020-21	2021-22
14	Manpower			
	14.1	Sanctioned posts (Nos.)	2172	2172
	14.2	Filled up posts (Nos.)		
	1	No. of Group A employees	6	7
	2	No. of Group B employees	19	17
	3	No. of Group C employees	248	207
	4	No. of Group D employees	619	582
	A	Total (Regular posts 14.2(1) to 14.2(4))	892	813
	5	No. of Adhoc employees	0	0
	6	No. of contingency paid employees	0	0
	7	No. of work charged employees	0	0
	8	No. of contract employees	350	359
	B	Total (other than regular posts 14.2(5) to 14.2(8))	350	359
	C	Grand total (A+B)	1242	1172
	14.3	Actual expenditure (including DC)	8498.92	9305.28
Notes:- DC means Diminishing Cadre				

Haryana Tourism Corporation Ltd.			
Physical Performance for the years 2021-22 & 2022-23			
		2021-22	2022-23
Sr. No.	Particulars		
1	Tourist Complexes (Nos.)	43	43
2	Tourist Complexes in Profit (Nos.)	8	8
3	Tourist Arrivals (Nos. in lakh)	20.82	21.28
	i) Domestic	20.78	21.26
	ii) Foreign	0.04	0.02
4	Average Occupancy (%age)	39%	39%
5.	Foreign Exchange Earning (In lacs)	Nil	Nil

Haryana State Electronics Development Corporation Ltd.		
Company Profile		
1.1	Year of Incorporation(Date)	15.5.1982
1.2	Act under which incorporated	The Companies Act, 1956
1.3	Contact details (Registered / Corporate Office)	Haryana State Electronics Development Corporation Limited CIN U000001982SGC004963 SCO No. 111-113, Sector 17-B, Chandigarh
	1.3.1 Address	SCO No. 111-113, Sector 17-B, Chandigarh
	1.3.2 District	U.T. Chandigarh
	1.3.3 State	U.T. Chandigarh
	1.3.4 Pin	160017
	1.3.5 URL address, if any	www.hartron.org
	1.3.6 E-mail address, if any	cshartron@gmail.com
	1.3.7 Telephone Numbers	0172-2722961-62
	1.3.8 Fax Numbers	0172-2705529
<p>Main Objectives:-</p> <p>1) To provide infrastructural facilities like central testing, calibration/standardization, consultancy and functional estates to electronics industry particularly small scale and ancillary units in the State.</p> <p>2) To identify potential electronics entrepreneurs in the state with technical and managerial background and to assist them with project identification, market surveys, feasibility reports/studies, finances by way of underwriting etc.</p> <p>3) To conduct prototype development and pilot production of electronics system and companies for the benefit of industry particularly small scale units in the state.</p> <p>4) To manufacture, buy, sell, import, export, alter, improve prepare for market, exchange, install, repair, service, let-on-hire or otherwise provide facilities and deal in all types of electronics, computers, opto-electronics/optics, electrical & solar energy systems, equipments, components, gadgets and their accessories and any other commercial or industrial electronics, electrical and solar energy projects, equipment and appliances and components and consumer articles products.</p> <p>5) To acquire lands and develop them suitably for providing communication, power supply, water supply and other facilities and make them available for the purpose of establishing a new industrial undertaking, firm or company.</p>		

Haryana State Electronics Development Corporation Ltd. (HARTRON)						
Financial data for the years 2021-22 & 2022-23						
Sr. No.	Particulars				Rs. in Lakh	
					2021-22	2022-23
1	Authorised Capital				1000.00	1000.00
2	Paid up share capital					
	2.1	Central Govt.			0.00	0.00
	2.2	State Govt.			989.76	989.76
	2.3	Others			0.00	0.00
		Total			989.76	989.76
3	Reserves & Surplus				13270.96	13609.30
4	Loans					
	4.1	Central Govt. Loan			0.00	0.00
	4.2	State Govt. Loan			0.00	0.00
	4.3	Others			0.00	0.00
	4.4	Working Capital			0.00	0.00
		Total			0.00	0.00
5	Grant-in-aid				0.00	0.00
6	Current Assets, Loan & Advances				41213.53	43032.02
7	Current Liabilities & Provisions				28760.40	29799.96
8	Net Working Capital				12453.13	13232.06
9	Turnover/Revenue					
	9.1	from Govt. assigned activities			6501.49	4928.15
	9.2	from other core activities			2086.64	1968.53
	9.3	From miscellaneous activities			5.09	0.00
		Total			8593.22	6896.68
10	Profit / Loss (PAIT)					
	10.1	from Govt. assigned activities			1832.22	1677.53
	10.2	from other core activities			2086.64	1968.53
	10.3	From miscellaneous activities			15.09	0.00
		Total			3933.95	3646.06
11	Accumulated P/L				13228.67	13563.75
12	Dividend paid during the year				0.00	0.00
13	Status of Accounts (Audited upto the year)				2020-21	2020-21
14	Manpower					
	14.1	Sanctioned posts (Nos.)			329	329
	14.2	Filled up posts (Nos.)				
		1	No. of Group A employees		21	12
		2	No. of Group B employees		16	11
		3	No. of Group C employees		38	32
		4	No. of Group D employees		24	23
		A	Total (Regular posts 14.2(1) to 14.2(4))		99	78
		5	No. of Adhoc employees		0	0
		6	No. of contingency paid employees		0	0
		7	No. of work charged employees		0	0
		8	No. of contract employees		297	276
		B	Total (other than regular posts 14.2(5) to 14.2(8))		297	276
		C	Grand total (A+B)		396	354
	14.3	Actual expenditure (including DC)			2781.00	2219.61
Notes:- DC means Diminishing Cadre						

Haryana State Electronics Development Corporation Ltd.			
Physical Performance for the years 2021-22 & 2022-23			
		2021-22	2022-23
Sr. No.	Particulars		
1	IT Project		
i	Executed (Nos.)		
ii	Hartron's Contribution (Rs.in lakhs)	105.61	91.98
iii	Revenue Generated (Rs.in lakhs)	153.11	227.40
2	Training Activities		
i	Training Programmes Organized (Nos.)		
ii	Officers/Officials trained (Nos.)		
iii	Revenue Generated (Rs.in lakhs)	-	611.99
3	Franchise		
i	No of Centres	81	81
ii	Revenue Generated (Rs.in lakhs)	434.01	70.41
4	Placement Activity		
i	No of Person Deployed		
ii	Revenue Generated (Rs.in lakhs)	87.07	3.93
5	Infrastructure Development		
i	No of Projects		
ii	Total cost of Projects		
iii	Hartron's Contribution (Rs.in lakhs)	125.11	90.33
iv	Revenue from Marketing Activity(Rs in lakhs)	3141.37	1084.25

Haryana Roadways Engineering Corporation Ltd.		
Company Profile		
1.1	Year of Incorporation(Date)	27.11.1987
1.2	Act under which incorporated	The Companies Act, 1956
1.3	Contact details (Registered / Corporate Office)	
	1.3.1 Address	6 th Milestone, Gurgaon Jaipur Highway, Behrampur Road, Khandsa, Gurugram
	1.3.2 District	Gurugram
	1.3.3 State	Haryana
	1.3.4 Pin	122001
	1.3.5 URL address, if any	-
	1.3.6 E-mail address, if any	gm.hrec27@gmail.com
	1.3.7 Telephone Numbers	0124-2215389, 2215660
	1.3.8 Fax Numbers	0124-2215389
Main Objectives:- To fabricate bus bodies mainly for Haryana Roadways.		

Haryana Roadways Engineering Corporation Ltd.(HREC)				
Financial data for the years 2021-22 & 2022-23				
Sr. No.	Particulars			Rs. in Lakh
			2021-22	2022-23
1	Authorised Capital			1500.00
2	Paid up share capital			
	2.1	Central Govt.	0.00	0.00
	2.2	State Govt.	680.00	685.00
	2.3	Others	0.00	0.00
		Total	680.00	685.00
3	Reserves & Surplus			-809.80
4	Loans			
	4.1	Central Govt. Loan	0.00	0.00
	4.2	State Govt. Loan	0.00	0.00
	4.3	Others	0.00	0.00
	4.4	Working Capital	0.00	0.00
		Total	0.00	0.00
5	Grant-in-aid			0.00
6	Current Assets, Loan & Advances			3808.92
7	Current Liabilities & Provisions			4198.24
8	Net Working Capital			-389.32
9	Turnover/Revenue			
	9.1	from Govt. assigned activities	1235.11	8195.84
	9.2	from other core activities	0.00	0.00
	9.3	From miscellaneous activities	116.57	367.66
		Total	1351.68	8563.50
10	Profit / Loss (PAIT)			
	10.1	from Govt. assigned activities	-581.79	4.18
	10.2	from other core activities	0.00	0.00
	10.3	From miscellaneous activities	0.00	0.00
		Total	-581.79	4.18
11	Accumulated P/L			-809.97
12	Dividend paid during the year			0.00
13	Status of Accounts (Audited upto the year)			2021-22
14	Manpower			2022-23
	14.1	Sanctioned posts (Nos.)	206	206
	14.2	Filled up posts (Nos.)		
	1	No. of Group A employees	1	1
	2	No. of Group B employees	3	3
	3	No. of Group C employees	55	42
	4	No. of Group D employees	5	5
	A	Total (Regular posts 14.2(1) to 14.2(4))	64	51
	5	No. of Adhoc employees	0	0
	6	No. of contingency paid employees	0	0
	7	No. of work charged employees	19	0
	8	No. of contract employees	4	22
	B	Total (other than regular posts 14.2(5) to 14.2(8))	23	22
	C	Grand total (A+B)	87	73
	14.3	Actual expenditure (including DC)	871.86	977.85
Notes:- DC means Diminishing Cadre				

Haryana Roadways Engineering Corporation Ltd.									
Physical Performance for the years 2021-22 & 2022-23									
Sr. No.	Particulars	2021-22				2022-23			
		Quantity		Amount (Rs. in lakh)		Quantity		Amount (Rs. in lakh)	
		Procurement/ Production	Sale	Procurement/ Production	Sale	Procurement / Production	Sale	Procurement / Production	Sale
1.	BUSES TRANSPORT DEPARTMENT	79 (Bus Chassis)	0	1362.75	0	729 (Bus Chassis)	361 (Buses)	13755.06	8195.84

Haryana State Medical Services Corporation Ltd.		
Company Profile		
1.1	Year of Incorporation (Date)	05.06.2014
1.2	Act under which incorporated	Companies Act
1.3	Contact details (Registered / Corporate Office)	
	1.3.1 Address	Bays 59-62, Sector 2, Panchkula
	1.3.2 District	Panchkula
	1.3.3 State	Haryana
	1.3.4 Pin	134112
	1.3.5 URL address, if any	www.Hmscl.org.in
	1.3.6 E-mail address, if any	hmsclmd@gmail.com ; achmscl@gmail.com
	1.3.7 Telephone Numbers	0172-2575578, 8319002767
	1.3.8 Fax Numbers	-
<p>Main Objectives:-</p> <p>To Supply medicines and equipment to Government hospitals and medical colleges.</p>		

Haryana Medical Services Corporation Ltd. (HMSCL)					
Financial data for the years 2021-22 & 2022-23					
Sr. No.	Particulars			Rs. in Lakh	
				2021-22	2022-23
1	Authorised Capital			1000.00	1000.00
2	Paid up share capital				
	2.1	Central Govt.		0.00	0.00
	2.2	State Govt.		500.00	500.00
	2.3	Others		0.00	0.00
		Total		500.00	500.00
3	Reserves & Surplus			4781.00	5737.00
4	Loans				
	4.1	Central Govt. Loan		0.00	0.00
	4.2	State Govt. Loan		0.00	0.00
	4.3	Others		0.00	0.00
	4.4	Working Capital		0.00	0.00
		Total		0.00	0.00
5	Grant-in-aid			0.00	0.00
6	Current Assets, Loan & Advances			41267.00	45394.00
7	Current Liabilities & Provisions			36022.00	39624.00
8	Net Working Capital			5245.00	5770.00
9	Turnover/Revenue				
	9.1	from Govt. assigned activities		2258.00	2484.00
	9.2	from other core activities		2235.00	2459.00
	9.3	From miscellaneous activities		0.00	0.00
		Total		4493.00	4943.00
10	Profit / Loss (PAIT)				
	10.1	from Govt. assigned activities		2376.00	2614.00
	10.2	from other core activities		0.00	0.00
	10.3	From miscellaneous activities		0.00	0.00
		Total		2376.00	2614.00
11	Accumulated P/L			0.00	0.00
12	Dividend paid during the year			0.00	0.00
13	Status of Accounts (Audited upto the year)			2019-20	2019-20
14	Manpower				
	14.1	Sanctioned posts (Nos.)		41	41
	14.2	Filled up posts (Nos.)			
		1	No. of Group A employees	15	15
		2	No. of Group B employees	2	2
		3	No. of Group C employees	11	11
		4	No. of Group D employees	0	0
		A	Total (Regular posts 14.2(1) to 14.2(4))	28	28
		5	No. of Adhoc employees	0	0
		6	No. of contingency paid employees	0	0
		7	No. of work charged employees	33	33
		8	No. of contract employees/HKRN	10	10
		B	Total (other than regular posts 14.2(5) to 14.2(8))	43	43
		C	Grand total (A+B)	71	71
	14.3	Actual expenditure (including DC)		342.00	376.20
Notes:- DC means Diminishing Cadre					

Haryana State Medical Services Corporation Ltd.

Physical Performance for the years 2021-22 and 2022-23

Sr. No.	Particulars	2021-22				2022-23			
		Quantity		Amount (In lakh)		Quantity		Amount (In lakh)	
		Procurement/ Production	Sale	Procurement/ Production	Sale	Procurement/ Production	Sale	Procurement/ Production	Sale
1.	Medicines and Equipment	-	-	56450	56450	-	-	59273	59273

Haryana Mass Rapid Transport Corporation Ltd.		
Company Profile		
1.1	Year of Incorporation (Date)	24.03.2012
1.2	Act under which incorporated	The Companies Act, 1956
1.3	Contact details (Registered / Corporate Office)	
	1.3.1 Address	C-3, HUDA Complex, Sector 6, Panchkula
	1.3.2 District	Panchkula
	1.3.3 State	Haryana
	1.3.4 Pin	134109
	1.3.5 URL address, if any	-
	1.3.6 E-mail address, if any	adphmrtc1@gmail.com
	1.3.7 Telephone Numbers	0172-2563003
	1.3.8 Fax Numbers	-
<p>Main Objectives:-</p> <ol style="list-style-type: none"> 1. To carry on the business of planning, designing, development, maintenance, operation of mass transit and other urban transport, last mile connectivity and people mover system of all types and description itself or in association with other undertaking(s) or agencies or companies through any turnkey contract, special purpose vehicle or otherwise by constructing, facilitating, construction, taking over, leasing either on its own or otherwise, and by building new transit routes of any mode or a combination of modes, with all infrastructural facilities. 2. To design, construct, undertake civil works, procure, install systems, rolling stock, tracks, signalling and telecommunication systems, automatic fare collection systems, and other systems/facilities, required for a successful metro links and other means of rapid transport and to test, commission, operate and maintain these systems. 3. To carry on business relating to setting up of new production units for manufacture of rolling stock, mass transit vehicles, signalling, interlocking and telecommunication equipment, bridge girders, structures, welded rails, prestressed concrete sleepers, various track components and other requirements for mass transit and other urban transport and people mover systems of any kind and description. 4. To carry on business relating to manufacture of new signalling, telecommunication and train and traffic control and management systems. 5. To design, plan, develop, re-develop, remodel existing railways stations, yards, depots, etc. and manage, maintain, operate the facilities so created either on its own or in association with other undertakings or agencies or companies through any turn-key contract, special purpose vehicle or otherwise. 6. To establish, provide, maintain and perform engineering, technical and consultancy services for development of urban mass transport projects of all types and descriptions anywhere in India or abroad, either individually or in association with other undertakings or agencies or companies or persons, including supply, erection, commissioning of equipment, testing, operation and maintenance and rendering all other services ancillary thereto. 7. To take over any existing urban mass transport projects owned by the State Govt. departments, boards, corporations/authorities/agencies with the assets and liabilities, so far as they relate to these projects and to operate these projects. 8. To commercially exploit, facilitate commercial exploitation of land and air space and other resources for optimal utilization of their potential. 9. To undertake construction of or facilitate road capacity improvement works such as new roads, road widening, parallel roads, slip roads, junction improvements, bridges road over bridges, road under bridges, flyovers, signalization, bus bays, parking facilities, foot over bridges and sub ways. 10. To undertake and/or facilitate transit oriented developmental activities on its own or on behalf of the Central and or State Government or any organizations belonging to or under the direct or indirect control of the central, state or local Governments, with a view to encourage dispersed growth and transit oriented development. 11. To run taxicabs, lorries, buses, cars, trucks, station wagons, airplanes, motors, railways, rail motors, vessels, boats and all other vehicles of whatsoever kind from one place to another as intercity or intra-city services or BRT feeder bus services for the purpose of carrying, conveying and transporting and for efficient running of the mass transit system. 12. To undertake building, strengthening, rebuilding or regarding ring of existing bridges. 13. To undertake laying and renewal of permanent way(s), including points and crossings. 14. To construct and modernize manufacturing, remanufacturing and repair workshops and maintenance depots. 		

Haryana Mass Rapid Transport Corporation Ltd. (HMRTC)				
Financial data for the years 2021-22 & 2022-23				
Sr. No.	Particulars		Rs. in Lakh	
			2021-22	2022-23
1	Authorised Capital		10000.00	10000.00
2	Paid up share capital			
	2.1	Central Govt.	0.00	0.00
	2.2	State Govt.	1627.25	1627.25
	2.3	Others	1563.40	1563.40
		Total	3190.65	3190.65
3	Reserves & Surplus		-940.22	-632.60
4	Loans			
	4.1	Central Govt. Loan	0.00	0.00
	4.2	State Govt. Loan	9877.41	171655.98
	4.3	Others	192837.48	34912.08
	4.4	Working Capital	0.00	0.00
		Total	202714.89	206568.06
5	Grant-in-aid		0.00	0.00
6	Current Assets, Loan & Advances		1858.04	2990.06
7	Current Liabilities & Provisions		3003.39	3348.89
8	Net Working Capital		-1145.35	-358.83
9	Turnover/Revenue			
	9.1	from Govt. assigned activities	0.00	0.00
	9.2	from other core activities	0.00	0.00
	9.3	From miscellaneous activities	5271.76	6835.17
		Total	5271.76	6835.17
10	Profit / Loss (PAIT)			
	10.1	from Govt. assigned activities	0.00	0.00
	10.2	from other core activities	0.00	0.00
	10.3	From miscellaneous activities	-565.49	307.62
		Total	-565.49	307.62
11	Accumulated P/L		-940.22	-632.60
12	Dividend paid during the year		0.00	0.00
13	Status of Accounts (Audited upto the year)		2020-21	2020-21
14	Manpower			
	14.1	Sanctioned posts (Nos.)	1	2
	14.2	Filled up posts (Nos.)		
	1	No. of Group A employees	1	2
	2	No. of Group B employees	0	0
	3	No. of Group C employees	0	0
	4	No. of Group D employees	0	0
	A	Total (Regular posts 14.2(1) to 14.2(4))	1	2
	5	No. of Adhoc employees	0	0
	6	No. of contingency paid employees	0	0
	7	No. of work charged employees	0	0
	8	No. of contract employees	11	14
	B	Total (other than regular posts 14.2(5) to 14.2(8))	11	14
	C	Grand total (A+B)	12	16
	14.3	Actual expenditure (including DC)	72.49	107.71
Notes:- DC means Diminishing Cadre				

Haryana Knowledge Corporation Limited		
Company Profile		
1.1	Year of Incorporation (Date)	September 10th, 2013
1.2	Act under which incorporated	The Companies Act, 2013
1.3	Contact details (Registered / Corporate Office)	
	1.3.1	Address
	1.3.2	District
	1.3.3	State
	1.3.4	Pin
	1.3.5	URL address, if any
	1.3.6	E-mail address, if any
	1.3.7	Telephone Numbers
	1.3.8	Fax Numbers
Main Objectives:-		
Vision		
<p>To develop learning, governance and empowerment systems which are world-class and value-based and which are responsive to the individual and social developmental needs of the people by bridging the Digital Divide.</p>		
Mission		
<p>To offer life-long learning, governance and empowerment services through appropriate partnerships to a very large population with various diversities : Bigger, With high quality of relevance and applicability in life and work : Better, At an affordable cost : Cheaper, Within a shortest possible time : Faster, With a wide accessibility from metros to villages: Wider, In a mass-personalized manner: Deeper, as it is critical for survival, development and empowerment of individuals, communities and nation.</p>		
Goals		
<p>To prepare people for knowledge-based economy and society To champion the cause of life-long learning and good governance To universalize applications of information technology with development orientation To stimulate the creation of world-class knowledge resources To provide universal access to people through Information Technology To bridge the Digital Divide and resultant Knowledge Divide.</p>		

Haryana Knowledge Corporation Ltd. (HKCL)				
Financial data for the years 2021-22 & 2022-23				
Sr. No.	Particulars		Rs. in Lakh	
			2021-22	2022-23
1	Authorised Capital		500.00	500.00
2	Paid up share capital			
	2.1	Central Govt.	0.00	0.00
	2.2	State Govt.	60.00	60.00
	2.3	Others	140.00	140.00
		Total	200.00	200.00
3	Reserves & Surplus		2588.65	2939.47
4	Loans			
	4.1	Central Govt. Loan	0.00	0.00
	4.2	State Govt. Loan	0.00	0.00
	4.3	Others	0.00	0.00
	4.4	Working Capital	0.00	0.00
		Total	0.00	0.00
5	Grant-in-aid		0.00	0.00
6	Current Assets, Loan & Advances		3504.31	3881.75
7	Current Liabilities & Provisions		744.33	770.96
8	Net Working Capital		2759.98	3110.79
9	Turnover/Revenue			
	9.1	from Govt. assigned activities	293.11	393.04
	9.2	from other core activities	811.79	1088.09
	9.3	From miscellaneous activities	74.08	122.16
		Total	1178.98	1603.29
10	Profit / Loss (PAIT)			
	10.1	from Govt. assigned activities	78.19	90.98
	10.2	from other core activities	216.55	251.86
	10.3	From miscellaneous activities	19.76	28.28
		Total	314.50	371.12
11	Accumulated P/L		2588.65	2939.47
12	Dividend paid during the year			
13	Status of Accounts (Audited upto the year)		2021-22	2022-23
14	Manpower			
	14.1	Sanctioned posts (Nos.)	188	188
	14.2	Filled up posts (Nos.)		
	1	No. of Group A employees	1	1
	2	No. of Group B employees	8	6
	3	No. of Group C employees	3	3
	4	No. of Group D employees	0	0
	A	Total (Regular posts 14.2(1) to 14.2(4))	12	10
	5	No. of Adhoc employees	0	0
	6	No. of contingency paid employees	0	0
	7	No. of work charged employees	0	0
	8	No. of contract employees	113	135
	B	Total (other than regular posts 14.2(5) to 14.2(8))	113	135
	C	Grand total (A+B)	125	145
	14.3	Actual expenditure (including DC)	433.20	576.90
Notes:- DC means Diminishing Cadre				

Haryana Knowledge Corporation Ltd. (HKCL)			
Physical Performance for the years 2021-22 & 2022-23			
Sr. No.	Particulars	2021-22	2022-23
1	No. of Authorized Learning Centres	222	206
2	No. of Courses offered	20	20
3	No. of admission (HS-CIT & Wave/KLiC)	8129+8304	14696+12509
4	Online Admission Projects	SCERT Project for D.Ed Admissions 2021-22	SCERT Project for D.Ed Admissions 2022-23
5	Online Recruitment Projects	Haryana Staff Selection Commission (HSSC)	Haryana Staff Selection Commission (HSSC)
		Pt. BD Sharma University of Health Science	
		-	Haryana Vidyut Prasaran Nigam Limited, Panchkula
6	Digital university projects	Bhagat Phool Singh Mahila Vishwavidyalaya	Bhagat Phool Singh Mahila Vishwavidyalaya
		Kurukshetra University	Kurukshetra University
		Guru Jambheshwar University	Guru Jambheshwar University
7	Others	PMGDISHA	PMGDISHA
		eAuction/ eTendering Project with Housing Board Haryana, Employee's Transfers & Software Maintenance of Various Departments	eAuction/ eTendering Project with Housing Board Haryana, Employee's Transfers & Software Maintenance of Various Departments
		Manpower Recruitment Services for Ayushman-Bharat Department	Manpower Recruitment Services for Ayushman-Bharat Department
		-	IT-SKILLED MANPOWER SUPPLY/RECRUITMENT SERVICES for Various Departments of Haryana
		Website & Application Development	Website & Application Development

Gurgaon Technology Park Ltd.			
Company Profile			
1.1	Year of Incorporation (Date)		07.02.1996
1.2	Act under which incorporated		The Companies Act, 2013
1.3	Contact details (Registered / Corporate Office)		
	1.3.1	Address	Infocity-I, Sector 34, Opp. Hero Handa Factory, Gurugram
	1.3.2	District	Gurugram
	1.3.3	State	Haryana
	1.3.4	Pin	122001
	1.3.5	URL address, if any	www.gtplinfinity.com
	1.3.6	E-mail address, if any	gtpl34@gmail.com
	1.3.7	Telephone Numbers	0124-4032212, 8826910868
	1.3.8	Fax Numbers	nil
<p>Main Objectives:-</p> <p>To undertake and carry on the business of setting up, developing, operating and managing Technology Parks, Media Parks, Financial Parks, Electronic Parks and real estate development of any kind and such allied business anywhere in India with a view to attract investment from multinational & other reputed companies, enterprises and undertakings, to facilitate induction of new technologies, modern management practices and work culture, generation of new employment opportunity in the state of Haryana with the intention to provide employment opportunity and to boost exports & industrial production/ productivity in the state of Haryana.</p>			

Gurgaon Technology Park Ltd. (GTPL)				
Financial data for the years 2021-22 & 2022-23				
Sr. No.	Particulars		Rs. in Lakh	
			2021-22	2022-23
1	Authorised Capital		3000.00	3000.00
2	Paid up share capital			
	2.1	Central Govt.	0.00	0.00
	2.2	State Govt.	0.00	0.00
	2.3	Others	1472.00	1472.00
		Total	1472.00	1472.00
3	Reserves & Surplus		5543.00	5894.85
4	Loans			
	4.1	Central Govt. Loan	0.00	0.00
	4.2	State Govt. Loan	0.00	0.00
	4.3	Others	0.00	0.00
	4.4	Working Capital	0.00	0.00
		Total	0.00	0.00
5	Grant-in-aid		0.00	0.00
6	Current Assets, Loan & Advances		3488.97	5078.13
7	Current Liabilities & Provisions		25.37	25.21
8	Net Working Capital		3463.60	5052.92
9	Turnover/Revenue			
	9.1	from Govt. assigned activities	0.00	0.00
	9.2	from other core activities	231.98	259.58
	9.3	From miscellaneous activities	1296.77	509.75
		Total	1528.75	769.33
10	Profit / Loss (PAIT)			
	10.1	from Govt. assigned activities	0.00	0.00
	10.2	from other core activities	952.47	351.46
	10.3	From miscellaneous activities	0.00	0.00
		Total	952.47	351.46
11	Accumulated P/L		4220.39	4571.85
12	Dividend paid during the year		0.00	0.00
13	Status of Accounts (Audited upto the year)		2021-22	2022-23
14	Manpower			
	14.1	Sanctioned posts (Nos.)	1	1
	14.2	Filled up posts (Nos.)		
	1	No. of Group A employees	0	0
	2	No. of Group B employees	1	1
	3	No. of Group C employees	0	0
	4	No. of Group D employees	0	0
	A	Total (Regular posts 14.2(1) to 14.2(4))	1	1
	5	No. of Adhoc employees	1	1
	6	No. of contingency paid employees	0	0
	7	No. of work charged employees	0	0
	8	No. of contract employees	44	43
	B	Total (other than regular posts 14.2(5) to 14.2(8))	45	44
	C	Grand total (A+B)	46	45
	14.3	Actual expenditure (including DC)	129.00	136.15
Notes:- DC means Diminishing Cadre				

Gurgaon Technology Park Ltd. (GTPL)

Physical Performance for the years 2021-22 and 2022-23

Sr. No.	Particulars	2021-22				2022-23			
		Quantity		Amount (In lakh)		Quantity		Amount (In lakh)	
		Procurement/ Production	Sale	Procurement/ Production	Sale	Procurement/ Production	Sale	Procurement / Production	Sale
1.	Income from maintenance charges	Nil	Maintenance charges collected from units in infocity	Nil	231.98	Nil	Maintenance charges collected from units in Infocity	Nil	259.58

Haryana International Horticultural Marketing Corporation Limited			
Company Profile			
1.1	Year of Incorporation (Date)		21.09.2018
1.2	Act under which incorporated		Companies Act 2013
1.3	Contact details (Registered / Corporate Office)		
	1.3.1	Address	C-6, Sector 6, Panchkula
	1.3.2	District	Panchkula
	1.3.3	State	Haryana
	1.3.4	Pin	134109
	1.3.5	URL address, if any	-
	1.3.6	E-mail address, if any	md.hihmc@gmail.com
	1.3.7	Telephone Numbers	0172-2560157
	1.3.8	Fax Numbers	

Main Objectives:

- i) To set up market of international standards for handlings of fruits, vegetables and other perishables and develop for this purpose infrastructure and other related facilities initially at Gannaur or any other location in the State of Haryana as may be decided from time to time.
- ii) To design, plan, build, construct, operate, manage, develop, finance and maintain agriculture, horticulture, dairy, poultry, livestock, dry-fruits related infrastructure, processing, exports and allied commercial activities relating to produce market projects in any territory of India and Abroad.
- iii) To appoint transactional advisors, consultants to prepare feasibility studies, survey's, detailed project reports and tests to determine the desirability, viability, and feasibility of establishment of market and allied projects with user charges, revenue sharing, collaboration, participation, consortium, custom hiring etc in any territory of India and Abroad.

Haryana International Horticulture Marketing Corporation Ltd. (HIHMC)				
Financial data for the years 2021-22 & 2022-23				
Sr. No.	Particulars		Rs. in Lakh	
			2021-22	2022-23
1	Authorised Capital		1100.00	1100.00
2	Paid up share capital			
	2.1	Central Govt.	0.00	0.00
	2.2	State Govt.	0.00	0.00
	2.3	Others	100.00	100.00
		Total	100.00	100.00
3	Reserves & Surplus		-110.20	-178.38
4	Loans			
	4.1	Central Govt. Loan	0.00	0.00
	4.2	State Govt. Loan	0.00	0.00
	4.3	Others	0.00	0.00
	4.4	Working Capital	0.00	0.00
		Total	0.00	0.00
5	Grant-in-aid		0.00	0.00
6	Current Assets, Loan & Advances		220.92	27.05
7	Current Liabilities & Provisions		66.10	57.43
8	Net Working Capital		154.82	-30.38
9	Turnover/Revenue			
	9.1	from Govt. assigned activities	0.00	0.00
	9.2	from other core activities	0.00	0.00
	9.3	From miscellaneous activities	9.29	43.83
		Total	9.29	43.83
10	Profit / Loss (PAIT)			
	10.1	from Govt. assigned activities	0.00	0.00
	10.2	from other core activities	0.00	0.00
	10.3	From miscellaneous activities	-70.11	-68.67
		Total	-70.11	-68.67
11	Accumulated P/L		-110.20	-178.38
12	Dividend paid during the year			
13	Status of Accounts (Audited upto the year)		2021-22	2022-23
14	Manpower			
	14.1	Sanctioned posts (Nos.)		
	14.2	Filled up posts (Nos.)		
	1	No. of Group A employees	0	1
	2	No. of Group B employees	0	0
	3	No. of Group C employees	0	0
	4	No. of Group D employees	0	0
	A	Total (Regular posts 14.2(1) to 14.2(4))	0	1
	5	No. of Adhoc employees	0	0
	6	No. of contingency paid employees	0	0
	7	No. of work charged employees	0	0
	8	No. of contract employees	8	8
	B	Total (other than regular posts 14.2(5) to 14.2(8))	8	8
	C	Grand total (A+B)	8	9
	14.3	Actual expenditure (including DC)	14.21	61.38
Notes:- DC means Diminishing Cadre				

The Haryana State Coop. Supply & Marketing Federation Ltd. (HAFED)			
Company Profile			
1.1	Year of Incorporation(Date)		1.11.1966
1.2	Act under which incorporated		Cooperative Societies Act, 1984
1.3	Contact details (registered / Corporate Office)		Managing Director 0172-2590518
	1.3.1	Address	Corporate Office, Sector-5, Panchkula -134019 Haryana
	1.3.2	District	Panchkula
	1.3.3	State	Haryana
	1.3.4	Pin	134109
	1.3.5	URL address, if any	www.hafed.gov.in
	1.3.6	E-mail address, if any	hafed@hry.nic.in
	1.3.7	Telephone Numbers	0172-2590520-26
	1.3.8	Fax Numbers	0172-2590711
<p>Main Objectives:-</p> <ul style="list-style-type: none"> To make arrangement for procurement, marketing and processing of agricultural produce and allied products. To make arrangement for supply of agricultural inputs such as fertilizers, seeds and agro chemicals. To facilitate the working of the affiliated Co-operative Societies. 			

Haryana State Coop Supply & Marketing Federation Ltd. (HAFED)				
Financial data for the years 2021-22 & 2022-23				
Sr. No.	Particulars		Rs. in Lakh	
			2021-22	2022-23
1	Authorised Capital		2810.99	2810.99
2	Paid up share capital			
	2.1	Central Govt.	0.00	0.00
	2.2	State Govt.	18.75	18.75
	2.3	Others	2792.24	2792.24
		Total	2810.99	2810.99
3	Reserves & Surplus		112782.32	134461.71
4	Loans			
	4.1	Central Govt. Loan	0.00	0.00
	4.2	State Govt. Loan	0.00	0.00
	4.3	Others	10484.11	13003.96
	4.4	Working Capital	380178.58	363580.22
		Total	390662.69	376584.18
5	Grant-in-aid		2831.85	2831.85
6	Current Assets, Loan & Advances		523523.30	591839.66
7	Current Liabilities & Provisions		448745.95	524275.35
8	Net Working Capital		74777.35	67564.31
9	Turnover/Revenue			
	9.1	from Govt. assigned activities	0.00	0.00
	9.2	from other core activities	1772793.81	1218822.66
	9.3	From miscellaneous activities	0.00	0.00
		Total	1772793.81	1218822.66
10	Profit / Loss (PAIT)			
	10.1	from Govt. assigned activities	0.00	0.00
	10.2	from other core activities	20712.85	612.60
	10.3	From miscellaneous activities	0.00	0.00
		Total	20712.85	612.60
11	Accumulated P/L		0.00	0.00
12	Dividend paid during the year		652.93	0.00
13	Status of Accounts (Audited upto the year)		2020-21	2020-21
14	Manpower			
	14.1	Sanctioned posts (Nos.)	1410	1410
	14.2	Filled up posts (Nos.)		
	1	No. of Group A employees	37	48
	2	No. of Group B employees	29	47
	3	No. of Group C employees	516	498
	4	No. of Group D employees	161	111
	A	Total (Regular posts 14.2(1) to 14.2(4))	743	704
	5	No. of Adhoc employees	0	0
	6	No. of contingency paid employees	0	0
	7	No. of work charged employees	0	0
	8	No. of contract employees	634	2397
	B	Total (other than regular posts 14.2(5) to 14.2(8))	634	2397
	C	Grand total (A+B)	1377	3101
	14.3	Actual expenditure (including DC)	9811.46	10550.29
Notes:- DC means Diminishing Cadre				

The Haryana State Cooperative Supply & Marketing Federation Limited (HAFED)									
Physical Performance for the years 2021-22 & 2022-23									
Sr. No.	Particulars	2021-22				2022-23			
		Quantity		Amount (Rs. in lakh)		Quantity		Amount (Rs. in lakh)	
		Procurement / Production	Sale	Procurement/ Production	Sale	Procurement/ Production	Sale	Procurement/ Production	Sale
1	Wheat	3626623	769906	4525161	1045537	1976974	422711	2306917	526597
2	Mustard Seed	0	0	0	0	48602	29856	21652	14613
3	Gram	0	0	0	0	1239	664	1239	676
4	Sunflower Seed	3756	2257	3747	2281	1888	1164	1883	1240
5	Paddy/ Rice	1856719	398581	1314396	426833	1951995	426913	1237699	415455
6	Moong	0	0	1227	916	799	634	799	648
7	Bajra	824	138	493748	98002	80383	19086	75237	31840
8	Maize	0	0	1407	217	3354	762	0	0
9	Groundnut	0	0	630.60	336.88	0	0	0	0
10	Soyabean	0	0	0	0	1920	1085	0	0
11	Hafed CFP Rohtak	20160	21940	4214	4598	18432	18345	4370	4350
12	Hafed AFP Saktakhara	9351	9561	1983	2024	6284	6142	1504	1469
13	Fertilizers	120173	121456	11620.07	11884.03	133393	128549	17208.28	16595.74
14	Mustard Oil	16722	176773	25334	29203	76525	75446	10995	11957
15	Soyabean Refined Oil	53349	54844	1335	1753	133202	133242	22046	22707
16	Cotton Refined Oil	7258	9436	688	1323	0	0	0	0
17	Mustard Cake	37363	44542	1017	1309	20859	18281	537	448
18	Sugar Cane	289035	421496	12923	13233	274725	345479	12367	12102

The Panipat Coop. Sugar Mills Ltd., Panipat		
Company Profile		
1.1	Year of Incorporation(Date)	11.12.1955
1.2	Act under which incorporated	Cooperative Societies Act, 1984
1.3	Contact details (registered / Corporate Office)	
	1.3.1 Address	Gohana Road, Panipat
	1.3.2 District	Panipat
	1.3.3 State	Haryana
	1.3.4 Pin	132103
	1.3.5 URL address, if any	-
	1.3.6 E-mail address, if any	panipatsugarmills@gmail.com
	1.3.7 Telephone Numbers	0180-2651269-2651184
	1.3.8 Fax Numbers	0180-2655384
<p>Main Objectives:-</p> <p>(1) To manufacture white sugar out of sugarcane.</p> <p>(2) Implementation of welfare schemes for upliftment of growers/farmers of the region.</p> <p>(3) To undertake measures for development of sugarcane farming including supply of seed, manure, implements, irrigation facilities and other production requisites.</p> <p>(4) To undertake production of ethanol from sugarcane.</p>		

Panipat Coop. Sugar Mills Ltd.				
Financial data for the years 2021-22 & 2022-23				
Sr. No.	Particulars		Rs. in Lakh	
			2021-22	2022-23
1	Authorised Capital		10000.00	10000.00
2	Paid up share capital			
	2.1	Central Govt.	0.00	0.00
	2.2	State Govt.	5302.27	5302.27
	2.3	Others	144.45	144.45
		Total	5446.72	5446.72
3	Reserves & Surplus		14161.02	14161.02
4	Loans			
	4.1	Central Govt. Loan	0.00	0.00
	4.2	State Govt. Loan	63670.84	76492.14
	4.3	Others	9953.30	8221.86
	4.4	Working Capital	6648.15	9672.72
		Total	80272.29	94386.72
5	Grant-in-aid		0.00	0.00
6	Current Assets, Loan & Advances		25218.69	37450.13
7	Current Liabilities & Provisions		45926.93	45729.98
8	Net Working Capital		-20708.24	-8279.85
9	Turnover/Revenue			
	9.1	from Govt. assigned activities	0.00	0.00
	9.2	from other core activities	13038.56	20109.28
	9.3	From miscellaneous activities	425.81	182.36
		Total	13464.37	20291.64
10	Profit / Loss (PAIT)			
	10.1	from Govt. assigned activities	0.00	0.00
	10.2	from other core activities	-7971.95	-11362.36
	10.3	From miscellaneous activities	0.00	0.00
		Total	-7971.95	-11362.36
11	Accumulated P/L		-64498.55	-75860.91
12	Dividend paid during the year		0.00	0.00
13	Status of Accounts (Audited upto the year)		2019-20	2019-20
14	Manpower			
	14.1	Sanctioned posts (Nos.)	598	598
	14.2	Filled up posts (Nos.)		
	1	No. of Group A employees	3	3
	2	No. of Group B employees	0	0
	3	No. of Group C employees	150	117
	4	No. of Group D employees	258	174
	A	Total (Regular posts 14.2(1) to 14.2(4))	411	294
	5	No. of Adhoc employees	0	0
	6	No. of contingency paid employees	0	0
	7	No. of work charged employees	0	0
	8	No. of contract employees	0	0
	B	Total (other than regular posts 14.2(5) to 14.2(8))	0	0
	C	Grand total (A+B)	411	294
	14.3	Actual expenditure (including DC)	3181.22	3039.95
Notes:- DC means Diminishing Cadre				

The Panipat Co-operative Sugar Mills Ltd, Panipat									
Physical Performance for the years 2021-22 & 2022-23									
Sr.No.	Particulars	2021-22				2022-23			
		Quantity		Amount (Rs. in lakh)		Quantity		Amount (Rs. in lakh)	
		Procurement / Production (Qtl.)	Sale	Procurement/ Production	Sale	Procurement/ Production (Qtl.)	Sale	Procurement/ Production	Sale
1.	Sugar Production (Lac Qtls.)	2.75	2.74	-	9164.17	6.87	3.96	-	14665.06
2.	Molasses Production (Lac Qtls.)	1.42	1.71	-	1471.62	4.02	2.92	-	2484.87

The Karnal Cooperative Sugar Mills Ltd., Karnal		
Company Profile		
1.1	Year of Incorporation(Date)	3.1.1966
1.2	Act under which incorporated	Cooperative Societies Act,1984
1.3	Contact details (registered / Corporate Office)	
	1.3.1 Address	The Karnal Coop. Sugar Mills Ltd., Karnal
	1.3.2 District	Karnal
	1.3.3 State	Haryana
	1.3.4 Pin	132001
	1.3.5 URL address, if any	-
	1.3.6 E-mail address, if any	karnalSugarmill@gmail.com
	1.3.7 Telephone Numbers	0184-2269710,2269712,2269715
	1.3.8 Fax Numbers	0184-2284437
Main Objectives:-		
(1) To manufacture white sugar out of sugarcane.		
(2) Implementation of welfare schemes for upliftment of growers/farmers of the region.		
(3) To undertake measures for development of sugarcane farming including supply of seed, manure, implements, irrigation facilities and other production requisites.		

Karnal Coop. Sugar Mills Ltd.						
Financial data for the years 2021-22 & 2022-23						
Sr. No.	Particulars				Rs. in Lakh	
					2021-22	2022-23
1	Authorised Capital				1676.08	1676.11
2	Paid up share capital					
	2.1	Central Govt.			1222.00	1222.00
	2.2	State Govt.			454.08	454.11
	2.3	Others			0.00	0.00
		Total			1676.08	1676.11
3	Reserves & Surplus				0.00	0.00
4	Loans					
	4.1	Central Govt. Loan			0.00	0.00
	4.2	State Govt. Loan			46192.49	51659.79
	4.3	Others			7892.86	6678.57
	4.4	Working Capital			10180.92	7892.84
		Total			64266.27	66231.20
5	Grant-in-aid				0.00	0.00
6	Current Assets, Loan & Advances				24338.65	25528.30
7	Current Liabilities & Provisions				31666.86	34706.10
8	Net Working Capital				-7328.21	-9177.80
9	Turnover/Revenue					
	9.1	from Govt. assigned activities			0.00	0.00
	9.2	from other core activities			14834.38	22199.81
	9.3	From miscellaneous activities			0.00	0.00
		Total			14834.38	22199.81
10	Profit / Loss (PAIT)					
	10.1	from Govt. assigned activities			0.00	0.00
	10.2	from other core activities			-10533.14	-8481.63
	10.3	From miscellaneous activities			0.00	0.00
		Total			-10533.14	-8481.63
11	Accumulated P/L				-42522.17	-51538.74
12	Dividend paid during the year				0.00	0.00
13	Status of Accounts (Audited upto the year)				2021-22	2022-23
14	Manpower					
	14.1	Sanctioned posts (Nos.)			453	465
	14.2	Filled up posts (Nos.)				
		1	No. of Group A employees		4	3
		2	No. of Group B employees		1	1
		3	No. of Group C employees		85	83
		4	No. of Group D employees		130	137
		A	Total (Regular posts 14.2(1) to 14.2(4))		220	224
		5	No. of Adhoc employees		65	63
		6	No. of contingency paid employees		0	0
		7	No. of work charged employees		0	0
		8	No. of contract employees		228	225
		B	Total (other than regular posts 14.2(5) to 14.2(8))		293	288
		C	Grand total (A+B)		513	512
	14.3	Actual expenditure (including DC)			2223.42	2063.32
Notes:- DC means Diminishing Cadre						

The Karnal Cooperative Sugar Mills Ltd., Karnal									
Physical Performance for the years 2021-22 & 2022-23									
Sr. No.	Particulars	2021-22				2022-23			
		Quantity (Qtls)		Amount (Rs. in lakh)		Quantity (Qtls)		Amount (Rs. in lakh)	
		Procurement/ Production	Sale	Procurement/ Production	Sale	Procurement/ Production	Sale	Procurement/ Production	Sale
1	Sugar	527350	393726	16941.78	12648.94	522000	555431	18299.88	19471.88
2	Molasses	282929	223510	2503.28	1977.56	262186	266895	2280.23	2321.18
3	Bagasse	1544770	83654.9	3568.42	193.24	1479767	124235	3764.60	316.06

The Kaithal Cooperative Sugar Mills Ltd., Kaithal		
Company Profile		
1.1	Year of Incorporation(Date)	03-06-1970
1.2	Act under which incorporated	Cooperative Societies Act, 1984
1.3	Contact details (registered / Corporate Office)	
	1.3.1 Address	The Kaithal Cooperative Sugar Mills Ltd, Karnal Road Kaithal
	1.3.2 District	Kaithal
	1.3.3 State	Haryana
	1.3.4 Pin	136027
	1.3.5 URL address, if any	-
	1.3.6 E-mail address, if any	Ktlsugar@gmail.com
	1.3.7 Telephone Numbers	01746-234256, 235456
	1.3.8 Fax Numbers	01746-234256
Main Objectives:-		
(1) To manufacture white sugar out of sugarcane.		
(2) Implementation of welfare schemes for upliftment of growers/farmers of the region.		
(3) To undertake measures for development of sugarcane farming including supply of seed, manure, implements, irrigation facilities and other production requisites.		

Kaithal Coop. Sugar Mills Ltd.						
Financial data for the years 2021-22 & 2022-23						
Sr. No.	Particulars				Rs. in Lakh	
					2021-22	2022-23
1	Authorised Capital				7500.00	7500.00
2	Paid up share capital					
	2.1	Central Govt.			0.00	0.00
	2.2	State Govt.			5672.42	5672.42
	2.3	Others			1168.83	1205.26
		Total			6841.25	6877.68
3	Reserves & Surplus				8883.18	9031.97
4	Loans					
	4.1	Central Govt. Loan			0.00	0.00
	4.2	State Govt. Loan			41273.71	47991.01
	4.3	Others			524.20	0.00
	4.4	Working Capital			8832.46	7179.41
		Total			50630.37	55170.42
5	Grant-in-aid				0.00	0.00
6	Current Assets, Loan & Advances				14219.87	14015.79
7	Current Liabilities & Provisions				32606.93	35912.37
8	Net Working Capital				-18387.06	-21896.58
9	Turnover/Revenue					
	9.1	from Govt. assigned activities			0.00	0.00
	9.2	from other core activities			16971.06	19353.08
	9.3	From miscellaneous activities			1928.14	977.10
		Total			18899.20	20330.18
10	Profit / Loss (PAIT)					
	10.1	from Govt. assigned activities			0.00	0.00
	10.2	from other core activities			-7680.44	-9671.24
	10.3	From miscellaneous activities			0.00	0.00
		Total			-7680.44	-9671.24
11	Accumulated P/L				-65597.19	-75268.43
12	Dividend paid during the year				0.00	0.00
13	Status of Accounts (Audited upto the year)				2021-22	2022-23
14	Manpower					
	14.1	Sanctioned posts (Nos.)			456	456
	14.2	Filled up posts (Nos.)				
		1	No. of Group A employees		3	3
		2	No. of Group B employees		0	0
		3	No. of Group C employees		201	188
		4	No. of Group D employees		355	319
		A	Total (Regular posts 14.2(1) to 14.2(4))		559	510
		5	No. of Adhoc employees		0	0
		6	No. of contingency paid employees		0	0
		7	No. of work charged employees		61	41
		8	No. of contract employees		0	57
		B	Total (other than regular posts 14.2(5) to 14.2(8))		61	98
		C	Grand total (A+B)		620	608
	14.3	Actual expenditure (including DC)			4131.87	4393.54
Notes:- DC means Diminishing Cadre						

The Kaithal Cooperative Sugar Mills Ltd., Kaithal									
Physical Performance for the years 2021-22 & 2022-23									
Sr. No.	Particulars	2021-22				2022-23			
		Quantity (In Qtl)		Amount (Rs. in lakh)		Quantity (In Qtl)		Amount (Rs. in lakh)	
		Procurement / Production	Sale	Procurement / Production	Sale	Procurement / Production	Sale	Procurement/ Production	Sale
1	Sugar	354430	371901	11968.08	12558.03	351850	428701	12240.01	14913.48
2	Molasses	199295	229280	2136.02	2457.40	210637	207147.95	1916.80	1885.05
3	Beggasse	1172786	189945	2707.63	438.53	1250430	135240.15	4439.02	4801.03

The Sonipat Cooperative Sugar Mills Ltd., Sonipat		
Company Profile		
1.1	Year of Incorporation(Date)	10.12.1970
1.2	Act under which incorporated	Cooperative Societies Act, 1984
1.3	Contact details (registered / Corporate Office)	
	1.3.1 Address	The Sonipat Coop. Sugar Mills Ltd., Sonipat
	1.3.2 District	Sonipat
	1.3.3 State	Haryana
	1.3.4 Pin	131001
	1.3.5 URL address, if any	www.sugarmillsonipat.in
	1.3.6 E-mail address, if any	sugarmillsonipat@gmail.com sonipatsugar@gmail.com
	1.3.7 Telephone Numbers	0130-6450523, 0130-6450396, 9728310007
	1.3.8 Fax Numbers	-
<p>Main Objectives:-</p> <p>(1) To develop the Sugar Cane crop in the assigned area and manufacturing of sugar from Sugar Cane.</p>		

Sonipat Coop. Sugar Mills Ltd.				
Financial data for the years 2021-22 & 2022-23				
Sr. No.	Particulars		Rs. in Lakh	
			2021-22	2022-23
1	Authorised Capital		2000.00	0.00
2	Paid up share capital			
	2.1	Central Govt.	0.00	0.00
	2.2	State Govt.	3533.00	3533.00
	2.3	Others	550.59	567.23
		Total	4083.59	4100.23
3	Reserves & Surplus		10420.20	10674.04
4	Loans			
	4.1	Central Govt. Loan	0.00	0.00
	4.2	State Govt. Loan	35977.07	41353.37
	4.3	Others	860.57	439.19
	4.4	Working Capital	5536.77	4480.54
		Total	42374.41	46273.10
5	Grant-in-aid		0.00	0.00
6	Current Assets, Loan & Advances		10359.24	10935.04
7	Current Liabilities & Provisions		19870.97	24191.99
8	Net Working Capital		-9511.73	-13256.95
9	Turnover/Revenue			
	9.1	from Govt. assigned activities	0.00	0.00
	9.2	from other core activities	12245.16	13626.43
	9.3	From miscellaneous activities	2033.43	428.70
		Total	14278.59	14055.13
10	Profit / Loss (PAIT)			
	10.1	from Govt. assigned activities	0.00	0.00
	10.2	from other core activities	-5658.01	-7841.09
	10.3	From miscellaneous activities	0.00	0.00
		Total	-5658.01	-7841.09
11	Accumulated P/L		-48597.11	-54255.12
12	Dividend paid during the year		0.00	0.00
13	Status of Accounts (Audited upto the year)		2021-22	2022-23
14	Manpower			
	14.1	Sanctioned posts (Nos.)	471	471
	14.2	Filled up posts (Nos.)		
	1	No. of Group A employees	3	3
	2	No. of Group B employees	0	0
	3	No. of Group C employees	90	79
	4	No. of Group D employees	175	165
	A	Total (Regular posts 14.2(1) to 14.2(4))	268	247
	5	No. of Adhoc employees	40	38
	6	No. of contingency paid employees	132	98
	7	No. of work charged employees	17	44
	8	No. of contract employees	175	150
	B	Total (other than regular posts 14.2(5) to 14.2(8))	364	330
	C	Grand total (A+B)	632	577
	14.3	Actual expenditure (including DC)	2675.92	2725.69
Notes:- DC means Diminishing Cadre				

The Sonipat Cooperative Sugar Mills Ltd., Sonipat

Physical Performance for the years 2021-22 & 2022-23

Sr. No.	Particulars	2021-22				2022-23			
		Quantity (in Qtls)		Amount (Rs. in lakh)		Quantity (in Qtls)		Amount (Rs. in lakh)	
		Procurement / Production	Sale	Procurement / Production	Sale	Procurement / Production	Sale	Procurement / Production	Sale
1	Sugar	282200	317290	-	10683.12	311720	343203	-	12481.76
2.	Molasses	159237	185427.10	-	1941.89	163558	125298	-	1309.10
3.	Bagasse	26091.10	-	71.10	-	888116	78960.80	71.10	182.48

The Shahabad Cooperative Sugar Mills Ltd., Shahabad			
Company Profile			
1.1	Year of Incorporation(Date)		9.1.1976
1.2	Act under which incorporated		Cooperative Societies Act,1984
1.3	Contact details (registered / Corporate Office)		
	1.3.1	Address	The Shahabad Cooperative Sugar Mills Ltd, Ladwa Road Shahabad (M)., District. Kurukshetra
	1.3.2	District	Kurukshetra
	1.3.3	State	Haryana
	1.3.4	Pin	136135
	1.3.5	URL address, if any	-
	1.3.6	E-mail address, if any	scsmsbd@gmail.com
	1.3.7	Telephone Numbers	01744-240188
	1.3.8	Fax Numbers	01744-240118
Main Objectives:-			
(1) To manufacture white sugar out of sugarcane.			
(2) Implementation of welfare schemes for upliftment of growers/farmers of the region.			
(3) To undertake measures for development of sugarcane farming including supply of seed, manure, implements, irrigation facilities and other production requisites.			

Shahabad Coop. Sugar Mills						
Financial data for the years 2021-22 & 2022-23						
Sr. No.	Particulars				Rs. in Lakh	
					2021-22	2022-23
1	Authorised Capital				3000.00	0.00
2	Paid up share capital					
	2.1	Central Govt.			0.00	0.00
	2.2	State Govt.			43.00	43.00
	2.3	Others			1332.60	1333.11
		Total			1375.60	1376.11
3	Reserves & Surplus				1.35	1.35
4	Loans					
	4.1	Central Govt. Loan			0.00	0.00
	4.2	State Govt. Loan			20218.57	26281.87
	4.3	Others			9343.13	7729.47
	4.4	Working Capital			16181.00	11917.54
		Total			45742.70	45928.88
5	Grant-in-aid				0.00	0.00
6	Current Assets, Loan & Advances				27738.00	24395.79
7	Current Liabilities & Provisions				29740.40	28999.94
8	Net Working Capital				-2002.40	-4604.15
9	Turnover/Revenue					
	9.1	from Govt. assigned activities			0.00	0.00
	9.2	from other core activities			34326.02	36979.73
	9.3	From miscellaneous activities			0.00	0.00
		Total			34326.02	36979.73
10	Profit / Loss (PAIT)					
	10.1	from Govt. assigned activities			0.00	0.00
	10.2	from other core activities			-4563.88	-8506.14
	10.3	From miscellaneous activities			0.00	0.00
		Total			-4563.88	-8506.14
11	Accumulated P/L				-22082.52	-30588.66
12	Dividend paid during the year				0.00	0.00
13	Status of Accounts (Audited upto the year)				2021-22	2022-23
14	Manpower					
	14.1	Sanctioned posts (Nos.)			482	482
	14.2	Filled up posts (Nos.)				
		1	No. of Group A employees		2	2
		2	No. of Group B employees		3	3
		3	No. of Group C employees		154	140
		4	No. of Group D employees		296	223
		A	Total (Regular posts 14.2(1) to 14.2(4)		455	368
		5	No. of Adhoc employees		0	0
		6	No. of contingency paid employees		0	0
		7	No. of work charged employees		0	0
		8	No. of contract employees		1	2
		B	Total (other than regular posts 14.2(5) to 14.2(8)		1	2
		C	Grand total (A+B)		456	370
	14.3	Actual expenditure (including DC)			3606.29	3695.95
Notes:- DC means Diminishing Cadre						

The Shahabad Cooperative Sugar Mills Ltd., Shahabad									
Physical Performance for the years 2021-22 & 2022-23									
Sr. No.	Particulars	2021-22				2022-23			
		Quantity (in Qtls)		Amount (Rs. in lakh)		Quantity (in Qtls)		Amount (Rs. in lakh)	
		Procurement / Production	Sale	Procurement/ Production	Sale	Procurement/ Production	Sale	Procurement / Production	Sale
1	Sugar	733050	883445	-	28600.96	757150	901268	-	31333.94
2	Molasses	340832	343946.95	-	2828.93	379425	410273.40	-	3275.08

The Meham Cooperative Sugar Mills Ltd., Meham		
Company Profile		
1.1	Year of Incorporation(Date)	09.10.1987
1.2	Act under which incorporated	Haryana Cooperative Societies Act
1.3	Contact details (registered / Corporate Office)	VPO Bhaini Maharajpur Teh. Me ham Distt. Rohtak (Haryana)
	1.3.1	Address The Meham Coop. Sugar Mills Ltd., Meham
	1.3.2	District Rohtak
	1.3.3	State Haryana
	1.3.4	Pin 124112
	1.3.5	URL address, if any -
	1.3.6	E-mail address, if any me hamsugar@yahoo.co.in
	1.3.7	Telephone Numbers 01257-211146
	1.3.8	Fax Numbers 01257-218144
<p>Main Objectives:-</p> <p>(1) To manufacture white sugar out of sugarcane.</p> <p>(2) To undertake measures for development of sugarcane farming including supply of seed etc.</p>		

Meham Coop. Sugar Mills Ltd.				
Financial data for the years 2021-22 & 2022-23				
Sr. No.	Particulars		Rs. in Lakh	
			2021-22	2022-23
1	Authorised Capital		0.00	0.00
2	Paid up share capital			
	2.1	Central Govt.	0.00	0.00
	2.2	State Govt.	5824.30	5824.30
	2.3	Others	468.75	468.78
		Total	6293.05	6293.08
3	Reserves & Surplus		4795.24	4956.90
4	Loans			
	4.1	Central Govt. Loan	0.00	0.00
	4.2	State Govt. Loan	45721.11	52871.41
	4.3	Others	498.33	624.67
	4.4	Working Capital	7427.46	5211.65
		Total	53646.90	58707.73
5	Grant-in-aid		0.00	0.00
6	Current Assets, Loan & Advances		11205.28	11469.78
7	Current Liabilities & Provisions		23921.86	29460.41
8	Net Working Capital		-12716.58	-17990.63
9	Turnover/Revenue			
	9.1	from Govt. assigned activities	0.00	0.00
	9.2	from other core activities	13736.66	15064.24
	9.3	From miscellaneous activities	0.00	0.00
		Total	13736.66	15064.24
10	Profit / Loss (PAIT)			
	10.1	from Govt. assigned activities	0.00	0.00
	10.2	from other core activities	7906.49	-10347.90
	10.3	From miscellaneous activities	0.00	0.00
		Total	7906.49	-10347.90
11	Accumulated P/L		-71672.74	-81960.64
12	Dividend paid during the year		0.00	0.00
13	Status of Accounts (Audited upto the year)		2021-22	2021-22
14	Manpower			
	14.1	Sanctioned posts (Nos.)	478	478
	14.2	Filled up posts (Nos.)		
	1	No. of Group A employees	3	3
	2	No. of Group B employees	0	0
	3	No. of Group C employees	188	177
	4	No. of Group D employees	303	282
	A	Total (Regular posts 14.2(1) to 14.2(4))	494	462
	5	No. of Adhoc employees	1	0
	6	No. of contingency paid employees	58	53
	7	No. of work charged employees	0	0
	8	No. of contract employees	51	0
	B	Total (other than regular posts 14.2(5) to 14.2(8))	110	53
	C	Grand total (A+B)	604	515
	14.3	Actual expenditure (including DC)	4143.03	3987.93
Notes:- DC means Diminishing Cadre				

The Meham Cooperative Sugar Mills Ltd., Meham									
Physical Performance for the years 2021-22 & 2022-23									
Sr. No.	Particulars	2021-22				2022-23			
		Quantity (in Qtls)		Amount (Rs. in lakh)		Quantity (in Qtls)		Amount (Rs. in lakh)	
		Procurement/ Production	Sale	Procurement/ Production	Sale	Procurement / Production	Sale	Procurement/ Production	Sale
1	Sugar	377037	369646	12508	11912.72	309215	390668	10455	13215.18
2	Jaggary	0	0	8.27	8.27	36.43	36.43	1.92	1.92
3	Molasses	220325	181212	1900	1562.55	179875	189460	1428	1504.43
4	Bagasse	166694	136694	299	244.99	126906	146906	260	301.51

The Jind Cooperative Sugar Mills Ltd., Jind		
Company Profile		
1.1	Year of Incorporation(Date)	01.08.1980
1.2	Act under which incorporated	Cooperative Societies Act ,1984
1.3	Contact details (registered / Corporate Office)	
	1.3.1 Address	The Jind Coop. Sugar Mills Ltd., Vill. Jhanj Khurd
	1.3.2 District	Jind
	1.3.3 State	Haryana
	1.3.4 Pin	126102
	1.3.5 URL address, if any	-
	1.3.6 E-mail address, if any	Jind_sugar@yahoo.in jindsugarmills@gmail.com
	1.3.7 Telephone Numbers	01681- 233353
	1.3.8 Fax Numbers	01681-233200
<p>Main Objectives:-</p> <p>(1) To manufacture white sugar out of sugarcane.</p> <p>(2) Implementation of welfare schemes for upliftment of growers/farmers of the region.</p> <p>(3) To undertake measures for development of sugarcane farming including supply of seed, manure, implements, irrigation facilities and other production requisites.</p>		

Jind Coop. Sugar Mills Ltd.

Financial data for the years 2021-22 & 2022-23

Sr. No.	Particulars		Rs. in Lakh	
			2021-22	2022-23
1	Authorised Capital		6000.00	
2	Paid up share capital			
	2.1	Central Govt.	0.00	0.00
	2.2	State Govt.	2693.00	2693.00
	2.3	Others	555.46	555.46
		Total	3248.46	3248.46
3	Reserves & Surplus		2262.10	2262.10
4	Loans			
	4.1	Central Govt. Loan	0.00	0.00
	4.2	State Govt. Loan	36751.86	41987.17
	4.3	Others	363.29	20.11
	4.4	Working Capital	6378.60	5412.97
		Total	43493.75	47420.25
5	Grant-in-aid		0.00	0.00
6	Current Assets, Loan & Advances		10821.04	11550.61
7	Current Liabilities & Provisions		17607.46	21450.04
8	Net Working Capital		-6786.42	-9899.43
9	Turnover/Revenue			
	9.1	from Govt. assigned activities	0.00	0.00
	9.2	from other core activities	11309.25	12702.16
	9.3	From miscellaneous activities	1752.68	317.93
		Total	13061.93	13020.09
10	Profit / Loss (PAIT)			
	10.1	from Govt. assigned activities	0.00	0.00
	10.2	from other core activities	-5293.96	-7180.47
	10.3	From miscellaneous activities	0.00	0.00
		Total	-5293.96	-7180.47
11	Accumulated P/L		-54030.19	-61210.65
12	Dividend paid during the year		0.00	0.00
13	Status of Accounts (Audited upto the year)		2021-22	2022-23
14	Manpower			
	14.1	Sanctioned posts (Nos.)	459	459
	14.2	Filled up posts (Nos.)		
	1	No. of Group A employees	2	2
	2	No. of Group B employees	0	0
	3	No. of Group C employees	88	94
	4	No. of Group D employees	256	201
	A	Total (Regular posts 14.2(1) to 14.2(4))	346	297
	5	No. of Adhoc employees	0	0
	6	No. of contingency paid employees	0	0
	7	No. of work charged employees	73	68
	8	No. of contract employees	43	8
	B	Total (other than regular posts 14.2(5) to 14.2(8))	116	76
	C	Grand total (A+B)	462	373
	14.3	Actual expenditure (including DC)	2288.40	3304.79

Notes:- DC means Diminishing Cadre

The Jind Cooperative Sugar Mills Ltd., Jind									
Physical Performance for the years 2021-22 & 2022-23									
Sr. No.	Particulars	2021-22				2022-23			
		Quantity		Amount (Rs. in lakh)		Quantity		Amount (Rs. in lakh)	
		Procurement / Production	Sale	Procurement / Production	Sale	Procurement / Production	Sale	Procurement / Production	Sale
1	Sugar Production (Lac Qtl.)	302230.00	292215.00	10098.95	9682.25	267451.00	322722.00	9226.82	11133.61
2	Molasses Production (Lac Qtl.)	161583.00	155940.85	1334.13	1287.55	121740.00	144562.30	1002.63	1190.59
3	Bagasse Production (Lac Qtl.)	44072.75	44072.75	109.48	109.48	47629.60	47629.60	165.71	165.71
4	Press Mud Production (Lac Qtl.)	-	-	-	4.03	-	-	51.59	-

The Palwal Cooperative Sugar Mills Ltd., Palwal			
Company Profile			
1.1	Year of Incorporation(Date)		08.11.1973
1.2	Act under which incorporated		Cooperative Societies Act, 1984
1.3	Contact details (registered / Corporate Office)		
	1.3.1	Address	The Palwal Coop. Sugar Mills Ltd., Vill. Bamnikhera Palwal
	1.3.2	District	Palwal
	1.3.3	State	Haryana
	1.3.4	Pin	121102
	1.3.5	URL address, if any	-
	1.3.6	E-mail address, if any	Palwalsugarmills@yahoo.com
	1.3.7	Telephone Numbers	01275-297425
	1.3.8	Fax Numbers	-
Main Objectives:-			
(1) To manufacture white sugar out of sugarcane.			
(2) Implementation of welfare schemes for uplift ment of growers/farmers of the region.			
(3) To undertake measures for development of sugarcane farming including supply of seed, manure, implements, irrigation facilities and other production requisites.			

Palwal Coop. Sugar Mills Ltd.				
Financial data for the years 2021-22 & 2022-23				
Sr. No.	Particulars			Rs. in Lakh
			2021-22	2022-23
1	Authorised Capital			5000.00
2	Paid up share capital			5000.00
	2.1	Central Govt.	0.00	0.00
	2.2	State Govt.	1693.00	1693.00
	2.3	Others	308.77	310.03
		Total	2001.77	2003.03
3	Reserves & Surplus			8647.03
4	Loans			8937.34
	4.1	Central Govt. Loan	0.00	0.00
	4.2	State Govt. Loan	35451.80	40386.11
	4.3	Others	768.27	1366.70
	4.4	Working Capital	6246.63	3717.54
		Total	42466.70	45470.35
5	Grant-in-aid			
6	Current Assets, Loan & Advances			9968.39
7	Current Liabilities & Provisions			8927.33
8	Net Working Capital			23216.13
9	Turnover/Revenue			25580.71
	9.1	from Govt. assigned activities	-13247.74	-16653.38
	9.2	from other core activities		
	9.3	From miscellaneous activities	12013.19	14776.33
		Total	0.00	0.00
10	Profit / Loss (PAIT)			0.00
	10.1	from Govt. assigned activities	-6230.61	-7910.91
	10.2	from other core activities	0.00	0.00
	10.3	From miscellaneous activities	-6230.61	-7910.91
		Total	-50457.66	-58368.58
11	Accumulated P/L			0.00
12	Dividend paid during the year			0.00
13	Status of Accounts (Audited upto the year)			2021-22
14	Manpower			2022-23
	14.1	Sanctioned posts (Nos.)	431	431
	14.2	Filled up posts (Nos.)		
	1	No. of Group A employees	2	2
	2	No. of Group B employees	3	3
	3	No. of Group C employees	112	112
	4	No. of Group D employees	223	224
	A	Total (Regular posts 14.2(1) to 14.2(4))	340	341
	5	No. of Adhoc employees	0	0
	6	No. of contingency paid employees	0	0
	7	No. of work charged employees	0	0
	8	No. of contract employees	189	93
	B	Total (other than regular posts 14.2(5) to 14.2(8))	189	93
	C	Grand total (A+B)	529	434
	14.3	Actual expenditure (including DC)	3328.39	3212.92
Notes:- DC means Diminishing Cadre				

The Palwal Cooperative Sugar Mills Ltd., Palwal									
Physical Performance for the years 2021-22 & 2022-23									
Sr. No.	Particulars	2021-22				2022-23			
		Quantity (In Qtl)		Amount (Rs. in lakh)		Quantity (In Qtl)		Amount (Rs. in lakh)	
		Procurement /Production	Sale	Procurement /Production	Sale	Procurement /Production	Sale	Procurement /Production	Sale
1	Sugar	320150	280400	10221.21	8361.13	323005	279680	10983.49	9300.62
2	Molasses	159357	202450.60	1106.19	1405.33	174012	155840.56	1498.61	1342.11
3.	Bagasse	11294.45	11294.45	215.78	215.78	125865.15	125865.15	235.78	235.78
4.	Press Mud	114364	101812	12.28	10.93	117969	77974	36.31	24.00
5.	Jaggery	105	39.98	8.16	3.11

The Haryana Cooperative Sugar Mills Ltd., Rohtak		
Company Profile		
1.1	Year of Incorporation(Date)	1956
1.2	Act under which incorporated	Haryana Cooperative Societies Act
1.3	Contact details (registered / Corporate Office)	
	1.3.1 Address	The Haryana Coop. Sugar Mills Ltd., Bhali Anandpur, Rohtak
	1.3.2 District	Rohtak
	1.3.3 State	Haryana
	1.3.4 Pin	124001
	1.3.5 URL address, if any	-
	1.3.6 E-mail address, if any	rohtak.sugar@gmail.com rtk.sugar@gmail.com
	1.3.7 Telephone Numbers	01258-250641, 250800
	1.3.8 Fax Numbers	-
<p>Main Objectives:-</p> <p>(1) To manufacture white sugar out of sugarcane.</p> <p>(2) Implementation of welfare schemes for uplift ment of growers/farmers of the region.</p> <p>(3) To undertake measures for development of sugarcane farming including supply of seed, manure, implements, irrigation facilities and other production requisites.</p>		

Haryana Coop. Sugar Mills Rohtak				
Financial data for the years 2021-22 & 2022-23				
Sr. No.	Particulars			Rs. in Lakh
			2021-22	2022-23
1	Authorised Capital			4541.96
2	Paid up share capital			
	2.1	Central Govt.	0.00	0.00
	2.2	State Govt.	4448.68	4448.68
	2.3	Others	93.28	93.28
		Total	4541.96	4541.96
3	Reserves & Surplus			14714.71
4	Loans			
	4.1	Central Govt. Loan	0.00	0.00
	4.2	State Govt. Loan	50188.84	55989.14
	4.3	Others	989.38	111.10
	4.4	Working Capital	9618.83	11557.48
		Total	60797.05	67657.72
5	Grant-in-aid			0.00
6	Current Assets, Loan & Advances			20105.63
7	Current Liabilities & Provisions			31260.03
8	Net Working Capital			-11154.40
9	Turnover/Revenue			
	9.1	from Govt. assigned activities	0.00	0.00
	9.2	from other core activities	25019.97	24240.25
	9.3	From miscellaneous activities	0.00	0.00
		Total	25019.97	24240.25
10	Profit / Loss (PAIT)			
	10.1	from Govt. assigned activities	0.00	0.00
	10.2	from other core activities	-5722.80	-10320.80
	10.3	From miscellaneous activities	0.00	0.00
		Total	-5722.80	-10320.80
11	Accumulated P/L			-68021.80
12	Dividend paid during the year			0.00
13	Status of Accounts (Audited upto the year)			2021-22
14	Manpower			
	14.1	Sanctioned posts (Nos.)	465	464
	14.2	Filled up posts (Nos.)		
	1	No. of Group A employees	3	4
	2	No. of Group B employees	5	5
	3	No. of Group C employees	131	123
	4	No. of Group D employees	158	141
	A	Total (Regular posts 14.2(1) to 14.2(4))	297	273
	5	No. of Adhoc employees	0	0
	6	No. of contingency paid employees	0	0
	7	No. of work charged employees	81	74
	8	No. of contract employees	221	51
	B	Total (other than regular posts 14.2(5) to 14.2(8))	302	125
	C	Grand total (A+B)	599	398
	14.3	Actual expenditure (including DC)	2857.47	2732.09
Notes:- DC means Diminishing Cadre				

The Haryana Cooperative Sugar Mills Ltd., Rohtak									
Physical Performance for the years 2021-22 & 2022-23									
Sr. No.	Particulars	2021-22				2022-23			
		Quantity		Amount (Rs. in lakh)		Quantity		Amount (Rs. in lakh)	
		Procurement / Production	Sale	Procurement / Production	Sale	Procurement / Production	Sale	Procurement / Production	Sale
1	Sugar	531000	599831	17739	20038	524250	563486	18727	20129
2	Molasses	297973	343507.05	2543	2931	326138	273925.30	2711	2276

Ch. Devi Lal Cooperative Sugar Mills Ltd., Gohana		
Company Profile		
1.1	Year of Incorporation(Date)	06.07.1979
1.2	Act under which incorporated	Cooperative Societies Act,1984
1.3	Contact details (registered / Corporate Office)	
	1.3.1 Address	Ch. Devi Lal Coop. Sugar Mills Ltd., SH-16A, Vill. Ahulana, Gohana (Sonipat)
	1.3.2 District	Sonipat
	1.3.3 State	Haryana
	1.3.4 Pin	131301
	1.3.5 URL address, if any	-
	1.3.6 E-mail address, if any	cdlsmgohana@gmail.com
	1.3.7 Telephone Numbers	01263- 298172
	1.3.8 Fax Numbers	NA
<p>Main Objectives:-</p> <p>(1) To manufacture white sugar out of sugarcane.</p> <p>(2) Implementation of welfare schemes for upliftment of growers/farmers of the region.</p> <p>(3) To undertake measures for development of sugarcane farming including supply of seed, manure, implements, irrigation facilities and other production requisites.</p>		

Ch. Devi Lal Coop. Sugar Mills Ltd. Gohana				
Financial data for the years 2021-22 & 2022-23				
Sr. No.	Particulars			Rs. in Lakh
			2021-22	2022-23
1	Authorised Capital			6799.56
2	Paid up share capital			6819.05
	2.1	Central Govt.	0.00	0.00
	2.2	State Govt.	1258.00	1258.00
	2.3	Others	5541.56	5561.05
		Total	6799.56	6819.05
3	Reserves & Surplus			6160.51
4	Loans			6269.71
	4.1	Central Govt. Loan	0.00	0.00
	4.2	State Govt. Loan	27945.63	32629.93
	4.3	Others	394.61	0
	4.4	Working Capital	7344.08	6286.12
		Total	35684.32	38916.05
5	Grant-in-aid			0.00
6	Current Assets, Loan & Advances			0.00
7	Current Liabilities & Provisions			14621.44
8	Net Working Capital			18379.36
9	Turnover/Revenue			-662.60
	9.1	from Govt. assigned activities	0.00	-3757.92
	9.2	from other core activities	16192.41	
	9.3	From miscellaneous activities	0.00	
		Total	16192.41	15929.78
10	Profit / Loss (PAIT)			
	10.1	from Govt. assigned activities	0.00	
	10.2	from other core activities	-3755.91	
	10.3	From miscellaneous activities	0.00	
		Total	-3755.91	-6241.18
11	Accumulated P/L			-42025.07
12	Dividend paid during the year			-48266.25
13	Status of Accounts (Audited upto the year)			0.00
14	Manpower			0.00
	14.1	Sanctioned posts (Nos.)	2020-21	2020-21
	14.2	Filled up posts (Nos.)	460	460
	1	No. of Group A employees	3	3
	2	No. of Group B employees	1	1
	3	No. of Group C employees	183	173
	4	No. of Group D employees	174	170
	A	Total (Regular posts 14.2(1) to 14.2(4))	361	347
	5	No. of Adhoc employees	0	0
	6	No. of contingency paid employees	0	0
	7	No. of work charged employees	0	0
	8	No. of contract employees	70	52
	B	Total (other than regular posts 14.2(5) to 14.2(8))	70	52
	C	Grand total (A+B)	431	399
	14.3	Actual expenditure (including DC)	2713.43	2949.65
Notes:- DC means Diminishing Cadre				

Ch. Devi Lal Cooperative Sugar Mills Ltd., Gohana									
Physical Performance for the years 2021-22 & 2022-23									
Sr. No.	Particulars	2021-22				2022-23			
		Quantity (in Qtls)		Amount (Rs. in lakh)		Quantity (in Qtls)		Amount (Rs. in lakh)	
		Procurement/ Production	Sale	Procurement / Production	Sale	Procurement / Production	Sale	Procurement / Production	Sale
1	Sugar	401210	428974	12929.51	13824.23	376470	414053	-	14013.73
2	Molasses	216300	239020.20	-	2045.88	220700	190203.90	-	1546.19
3	Bagasse	105065.75	105065.75	-	199.49	93644.50	93644.50	-	234.34

Haryana State Federation of Cooperative Sugar Mills Ltd.			
Company Profile			
1.1	Year of Incorporation(Date)		26.10.1966
1.2	Act under which incorporated		Cooperative Societies Act, 1984
1.3	Contact details (registered / Corporate Office)		
	1.3.1	Address	Bay No. 49-52, Sector-2, Panchkula.
	1.3.2	District	Panchkula
	1.3.3	State	Haryana
	1.3.4	Pin	134109
	1.3.5	URL address, if any	-
	1.3.6	E-mail address, if any	haryanasugarfed@gmail.com
	1.3.7	Telephone Numbers	0172-2590821- 822
	1.3.8	Fax Numbers	0172- 2590701
<p>Main Objectives:-</p> <p>The objectives of the federation are to co-ordinate and facilitate the working of affiliated cooperative sugar mills and to assist in the promotion and organization of new cooperative sugar mills in Haryana.</p>			

Haryana State Coop. Sugar Mills Ltd. (Sugar Federation)					
Financial data for the years 2021-22 & 2022-23					
Sr. No.	Particulars			Rs. in Lakh	
				2021-22	2022-23
1	Authorised Capital			0.00	0.00
2	Paid up share capital				
	2.1	Central Govt.		0.00	0.00
	2.2	State Govt.		105.62	103.53
	2.3	Others		1.10	1.10
		Total		106.72	104.63
3	Reserves & Surplus			128.65	138.25
4	Loans				
	4.1	Central Govt. Loan		0.00	0.00
	4.2	State Govt. Loan		0.00	0.00
	4.3	Others		0.00	0.00
	4.4	Working Capital		0.00	0.00
		Total		0.00	0.00
5	Grant-in-aid			0.00	0.00
6	Current Assets, Loan & Advances			521.77	448.31
7	Current Liabilities & Provisions			431.72	403.02
8	Net Working Capital			90.05	45.29
9	Turnover/Revenue				
	9.1	from Govt. assigned activities		0.00	0.00
	9.2	from other core activities		0.00	0.00
	9.3	From miscellaneous activities		0.00	0.00
		Total		0.00	0.00
10	Profit / Loss (PAIT) *				
	10.1	Total income		0.00	0.00
	10.2	Total expenditure		0.00	0.00
	10.3	Profit/loss		0.00	0.00
		Total		0.00	0.00
11	Accumulated P/L			0.00	0.00
12	Dividend paid during the year			0.00	0.00
13	Status of Accounts (Audited upto the year)			2021-22	2021-22
14	Manpower				
	14.1	Sanctioned posts (Nos.)		53	53
	14.2	Filled up posts (Nos.)			
		1	No. of Group A employees	2	2
		2	No. of Group B employees	2	2
		3	No. of Group C employees	15	12
		4	No. of Group D employees	12	11
		A	Total (Regular posts 14.2(1) to 14.2(4)	31	27
		5	No. of Adhoc employees	0	0
		6	No. of contingency paid employees	0	0
		7	No. of work charged employees	0	0
		8	No. of contract employees	13	13
		B	Total (other than regular posts 14.2(5) to 14.2(8)	13	13
		C	Grand total (A+B)	44	40
	14.3	Actual expenditure (including DC)		483.31	461.07
Notes:- DC means Diminishing Cadre					

Haryana State Federation of Consumers Cooperative Wholesale Stores Ltd. (CONFED)		
	Company Profile	
1.1	Year of Incorporation(Date)	1.10.1966
1.2	Act under which incorporated	Cooperative Societies Act.,1984
1.3	Contact details (registered / Corporate Office)	
	1.3.1	Address
	1.3.2	District
	1.3.3	State
	1.3.4	Pin
	1.3.5	URL address, if any
	1.3.6	E-mail address, if any
	1.3.7	Telephone Numbers
	1.3.8	Fax Numbers
<p>Main Objectives:-</p> <p>(1) To make bulk procurement of consumer goods from within the state and other state(s) for sale and supply to affiliated societies/stores and arrange for proper storage, packing, grading and transport of such goods.</p> <p>(2) To function as an agent of government and its under takings in public, private and cooperative sector for the distribution of controlled and other consumer goods and to import consumer goods from abroad in suitable circumstances on behalf of affiliated societies and other cooperatives.</p>		

Haryana State Federation of Consumers Coop Wholesale Ltd. (CONFED)					
Financial data for the years 2021-22 & 2022-23					
Sr. No.	Particulars			Rs. in Lakh	
				2021-22	2022-23
1	Authorised Capital			3000.00	3000.00
2	Paid up share capital				
	2.1	Central Govt.		408.42	408.42
	2.2	State Govt.		5.14	5.14
	2.3	Others		0.00	0.00
		Total		413.56	413.56
3	Reserves & Surplus			16428.16	19821.32
4	Loans				
	4.1	Central Govt. Loan		0.00	0.00
	4.2	State Govt. Loan		0.00	0.00
	4.3	Others		0.00	0.00
	4.4	Working Capital		0.00	0.00
		Total		0.00	0.00
5	Grant-in-aid			0.00	0.00
6	Current Assets, Loan & Advances			56199.77	53220.10
7	Current Liabilities & Provisions			26852.39	20227.70
8	Net Working Capital			29347.38	32992.40
9	Turnover/Revenue				
	9.1	from Govt. assigned activities		39350.36	31910.21
	9.2	from other core activities		0.00	0.00
	9.3	From miscellaneous activities		0.00	0.00
		Total		39350.36	31910.21
10	Profit / Loss (PAIT)				
	10.1	from Govt. assigned activities		4435.98	3393.16
	10.2	from other core activities		0.00	0.00
	10.3	From miscellaneous activities		0.00	0.00
		Total		4435.98	3393.16
11	Accumulated P/L			15624.94	19018.10
12	Dividend paid during the year			0.00	0.00
13	Status of Accounts (Audited upto the year)			2015-16	2015-16
14	Manpower				
	14.1	Sanctioned posts (Nos.)		317	317
	14.2	Filled up posts (Nos.)			
		1	No. of Group A employees	1	1
		2	No. of Group B employees	1	1
		3	No. of Group C employees	13	10
		4	No. of Group D employees	17	17
		A	Total (Regular posts 14.2(1) to 14.2(4)	32	29
		5	No. of Adhoc employees	0	0
		6	No. of contingency paid employees	0	0
		7	No. of work charged employees	0	0
		8	No. of contract employees	100	78
		B	Total (other than regular posts 14.2(5) to 14.2(8)	100	78
		C	Grand total (A+B)	132	107
	14.3	Actual expenditure (including DC)		837.01	873.24
Notes:- DC means Diminishing Cadre					

Haryana State Federation of Consumers Cooperative Wholesale Stores Ltd. (CONFED)

Physical Performance for the years 2021-22 & 2022-23

Sr. No.	Particulars	2021-22				2022-23			
		Quantity		Amount (Rs. in lakh)		Quantity		Amount (Rs. in lakh)	
		Procurement / Production	Sale	Procurement / Production	Sale	Procurement / Production	Sale	Procurement/ Production	Sale
1.	Wheat procurement (lac in MT)	0	0	0	6.76	0	0	0	6.76
2.	Paddy procurement (Lac in MT)	0	0	0	0	0	0	0	0
3.	PDS items (lac in Qtl.	140.5	139.5	24316.15	38318.30	120.53	120.80	16996.97	30670.21
4.	LPG (No in lacs)	1.55	1.55	1005.5	1025.30	1.38	1.38	1250.00	1250.00

The Haryana State Cooperative Apex Bank Ltd.		
Company Profile		
1.1	Year of Incorporation(Date)	01.11.1966
1.2	Act under which incorporated	Cooperative Societies Act, 1984
1.3	Contact details (registered / Corporate Office)	
	1.3.1 Address	SCO 78-80, Sector 17-B, Chandigarh
	1.3.2 District	-
	1.3.3 State	UT, Chandigarh
	1.3.4 Pin	160017
	1.3.5 URL address, if any	-
	1.3.6 E-mail address, if any	harcobank@yahoo.com
	1.3.7 Telephone Numbers	0172-2714520
	1.3.8 Fax Numbers	0172-2704349
<p>Main Objectives:-</p> <ol style="list-style-type: none"> 1.) To provide credit and Banking facilities to the members and non-members. 2.) Better resource mobilization. 3.) To act as apex financing institution for Central Cooperative Banks. 4.) To lay quality standards and its monitoring for effective functioning of HSCB and Central Cooperative Banks. 5.) To improve human resource development. 6.) To implement Core Banking Solution (CBS) in Apex Bank as well as Central Coop. Banks. 7.) To facilitate Central Cooperative Banks for timely receipt of interest subvention claims from NABARD/Govt. of India. 8.) To improve the financial position of the Primary Agricultural Co-operative Societies (PACS) in the State. 		

Haryana State Coop Apex Bank.(HARCO Bank)				
Financial data for the years 2021-22 & 2022-23				
Sr. No.	Particulars			Rs. in Lakh
			2021-22	2022-23
1	Authorised Capital			40000.00
2	Paid up share capital			
	2.1	Central Govt.	0.00	0.00
	2.2	State Govt.	23498.27	24202.97
	2.3	Others	14200.00	13700.00
		Total	37698.27	37902.97
3	Reserves & Surplus			71147.91
4	Loans			
	4.1	Central Govt. Loan	0.00	0.00
	4.2	State Govt. Loan	0.00	0.00
	4.3	Others	467404.72	516155.03
	4.4	Working Capital	0.00	0.00
		Total	467404.72	516155.03
5	Grant-in-aid			
6	Current Assets, Loan & Advances			957709.04
7	Current Liabilities & Provisions			6583.23
8	Net Working Capital			951125.81
9	Turnover/Revenue			
	9.1	from Govt. assigned activities	0.00	0.00
	9.2	from other core activities	49272.05	58533.93
	9.3	From miscellaneous activities	0.00	0.00
		Total	49272.05	58533.93
10	Profit / Loss (PAIT)			
	10.1	from Govt. assigned activities	0.00	0.00
	10.2	from other core activities	6783.58	8852.18
	10.3	From miscellaneous activities	0.00	0.00
		Total	6783.58	8852.18
11	Accumulated P/L			18069.40
12	Dividend paid during the year			0.00
13	Status of Accounts (Audited upto the year)			2021-22
14	Manpower			2022-23
	14.1	Sanctioned posts (Nos.)	593	593
	14.2	Filled up posts (Nos.)		
	1	No. of Group A employees	38	30
	2	No. of Group B employees	44	40
	3	No. of Group C employees	110	105
	4	No. of Group D employees	37	33
	A	Total (Regular posts 14.2(1) to 14.2(4)	229	208
	5	No. of Adhoc employees	0	0
	6	No. of contingency paid employees	0	0
	7	No. of work charged employees	0	0
	8	No. of contract employees	50	93
	B	Total (other than regular posts 14.2(5) to 14.2(8)	50	93
	C	Grand total (A+B)	279	301
	14.3	Actual expenditure (including DC)	3186.59	3138.78
Notes:- DC means Diminishing Cadre				

The Haryana State Cooperative Apex Bank Ltd.			
Physical Performance for the years 2021-22 & 2022-23			
Sr. No	Particulars	2021-22	2022-23
1	Deposits	382468.00	528028.36
2	Borrowings	467404.00	516155.02
3	Loan Issued	760600.00	513477.00
4	Loan Outstanding	714824.00	750991.23
5	Recoveries %	99.91%	99.95%

The Haryana State Cooperative Agriculture and Rural Development Bank Ltd.		
Company Profile		
1.1	Year of Incorporation(Date)	01.11.1966
1.2	Act under which incorporated	Cooperative Societies Act, 1984
1.3	Contact details (registered / Corporate Office)	
	1.3.1	Address
	1.3.2	District
	1.3.3	State
	1.3.4	Pin
	1.3.5	URL address, if any
	1.3.6	E-mail address, if any
	1.3.7	Telephone Numbers
	1.3.8	Fax Numbers
<p>Main Objectives:-</p> <p>The main objective of the bank is purveyance of long term credit to agriculturists through District Primary Agriculture and Rural Development Banks (DPCARDBs) and their branches. HSCARDB acts as an Apex Institution both for providing long-term finance and for coordinating the functions of DPCARDBs and their branches.</p>		

Haryana State Cooperative Agriculture & Rural Development Bank(HSCA&RDB)				
Financial data for the years 2021-22 & 2022-23				
Sr. No.	Particulars		Rs. in Lakh	
			2021-22	2022-23
1	Authorised Capital		16000.00	16000.00
2	Paid up share capital			
	2.1	Central Govt.	0.00	0.00
	2.2	State Govt.	1315.00	1235.00
	2.3	Others	3046.02	3046.02
		Total	4361.02	4281.02
3	Reserves & Surplus		51143.20	51155.62
4	Loans			
	4.1	Central Govt. Loan	3441.13	3441.13
	4.2	State Govt. Loan	97485.22	101485.22
	4.3	Others	17181.98	0.00
	4.4	Working Capital	0.00	0.00
		Total	118108.33	104926.35
5	Grant-in-aid		8425.00	4000.00
6	Current Assets, Loan & Advances		270216.05	271367.96
7	Current Liabilities & Provisions		260931.05	264174.93
8	Net Working Capital		9285.00	7193.03
9	Turnover/Revenue			
	9.1	from Govt. assigned activities	0.00	0.00
	9.2	from other core activities	4677.49	9790.25
	9.3	From miscellaneous activities	0.00	0.00
		Total	4677.49	9790.25
10	Profit / Loss (PAIT)			
	10.1	from Govt. assigned activities	0.00	0.00
	10.2	from other core activities	-4897.04	-2091.96
	10.3	From miscellaneous activities	0.00	0.00
		Total	-4897.04	-2091.96
11	Accumulated P/L		-41550.44	-43642.40
12	Dividend paid during the year		0.00	0.00
13	Status of Accounts (Audited upto the year)		2021-22	2021-22
14	Manpower			
	14.1	Sanctioned posts (Nos.)	2031	2031
	14.2	Filled up posts (Nos.)		
	1	No. of Group A employees	10	10
	2	No. of Group B employees	12	11
	3	No. of Group C employees	435	392
	4	No. of Group D employees	152	138
	A	Total (Regular posts 14.2(1) to 14.2(4))	609	551
	5	No. of Adhoc employees	13	12
	6	No. of contingency paid employees	0	0
	7	No. of work charged employees	0	0
	8	No. of contract employees	48	74
	B	Total (other than regular posts 14.2(5) to 14.2(8))	61	86
	C	Grand total (A+B)	670	637
	14.3	Actual expenditure (including DC)	11362.11	9633.46
Notes:- DC means Diminishing Cadre				

The Haryana State Cooperative Agriculture and Rural Development Bank Ltd.					
Physical Performance for the years 2021-22 & 2022-23					
Sr. No.	Particulars	2021-22		2022-23	
		Loan Advanced			
		No. of beneficiaries	Amount (Rs. in lakh)	No. of beneficiaries	Amount (Rs. in lakh)
1	Minor Irrigation	412	1717.35	584	2533.40
2	Farm Mechanisation	8	23.50	30	92.50
3	Land Development	173	721.15	305	1249.35
4	Dairy Development	96	288.44	175	586.55
5	Hort./Farm Forestry	168	800.60	158	724.20
6	Rural Housing	134	349.80	372	1044.44
7	Non Farm Sector	420	1396.55	561	2042.32
8	Purchase of Land	13	78.00	31	153
9	Rural Godowns	3	18.00	6	34
10	Others	73	197.00	113	359
	Total	1500	5590.39	2335	8818.72

<p style="text-align: center;">The Haryana State Cooperative Development Federation Ltd. (HARCOFED)</p>		
<p style="text-align: center;">Company Profile</p>		
1.1	Year of Incorporation(Date)	1.11.1966
1.2	Act under which incorporated	Cooperative Societies Act,1984
1.3	Contact details (registered / Corporate Office)	
	1.3.1 Address	Bays 49-52, Sector 2
	1.3.2 District	Panchkula
	1.3.3 State	Haryana
	1.3.4 Pin	134139
	1.3.5 URL address, if any	-
	1.3.6 E-mail address, if any	harcofed@ymail.com
	1.3.7 Telephone Numbers	0172-2560340
	1.3.8 Fax Numbers	0172-2560332
<p>Main Objectives:-</p> <p>HARCOFED is primarily an educational institution entrusted with responsibility of imparting education and training to committee members, members, prospective members, young leaders and employees of co-operative institutions in Haryana state. Besides, being the mouthpiece of co-operative movement in the state, it is also one of its primary objectives to publicise the activities and achievements of various co-operative institutions.</p>		

Haryana State Coop. Development Federation Ltd. (HARCOFED)					
Financial data for the years 2021-22 & 2022-23					
Sr. No.	Particulars			Rs. in Lakh	
				2021-22	2022-23
1	Authorised Capital			0.00	0.00
2	Paid up share capital				
	2.1	Central Govt.		0.00	0.00
	2.2	State Govt.		248.45	236.09
	2.3	Others		2.47	2.47
		Total		250.92	238.56
3	Reserves & Surplus			283.76	336.26
4	Loans				
	4.1	Central Govt. Loan		0.00	0.00
	4.2	State Govt. Loan		0.00	0.00
	4.3	Others		0.00	0.00
	4.4	Working Capital		0.00	0.00
		Total		0.00	0.00
5	Grant-in-aid			370.00	420.00
6	Current Assets, Loan & Advances			992.24	1145.88
7	Current Liabilities & Provisions			1017.20	1152.75
8	Net Working Capital			-24.96	-6.87
9	Turnover/Revenue				
	9.1	from Govt. assigned activities		0.00	0.00
	9.2	from other core activities		166.46	144.18
	9.3	From miscellaneous activities		0.00	0.00
		Total		166.46	144.18
10	Profit / Loss (PAIT)				
	10.1	from Govt. assigned activities		36.77	29.95
	10.2	from other core activities		0.00	0.00
	10.3	From miscellaneous activities		0.00	0.00
		Total		36.77	29.95
11	Accumulated P/L			301.98	338.75
12	Dividend paid during the year			0.00	0.00
13	Status of Accounts (Audited upto the year)			2020-21	2020-21
14	Manpower				
	14.1	Sanctioned posts (Nos.)		144	144
	14.2	Filled up posts (Nos.)			
		1	No. of Group A employees	0	0
		2	No. of Group B employees	0	0
		3	No. of Group C employees	13	9
		4	No. of Group D employees	10	9
		A	Total (Regular posts 14.2(1) to 14.2(4)	23	18
		5	No. of Adhoc employees	0	0
		6	No. of contingency paid employees	0	0
		7	No. of work charged employees	0	0
		8	No. of contract employees	36	44
		B	Total (other than regular posts 14.2(5) to 14.2(8)	36	44
		C	Grand total (A+B)	59	62
	14.3	Actual expenditure (including DC)		293.41	312.46
Notes:- DC means Diminishing Cadre					

The Haryana State Cooperative Development Federation Ltd. (HARCOFED)

Physical Performance for the years 2021-22 & 2022-23

Sr. No.	Particulars	2021-22				2022-23			
		Quantity		Amount (Rs. In lakh)		Quantity		Amount (Rs. in lakh)	
		Production	Sale	Production	Sale	Production	Sale	Production	Sale
1	Paper					27.09			
2.	Inks								
3.	Binding								
4.	Materials					0.61			
5.	File Cover					0.04			
6.	Printed Material					45.80			
		76 .00			166 .00	73.54	-	-	144.18

Haryana Dairy Development Cooperative Federation Ltd.		
Company Profile		
1.1	Year of Incorporation(Date)	1977
1.2	Act under which incorporated	Cooperative Societies Act, 1984
1.3	Contact details (registered / Corporate Office)	
	1.3.1 Address	Bay No. 21-22, Sector 2, Panchkula
	1.3.2 District	Panchkula
	1.3.3 State	Haryana
	1.3.4 Pin	134112
	1.3.5 URL address, if any	www.vitaindia.com
	1.3.6 E-mail address, if any	vitaindia@gmail.com
	1.3.7 Telephone Numbers	0172- 2586826, 2585159
	1.3.8 Fax Numbers	0172-2587527
<p>Main Objectives:-</p> <p>Haryana Dairy Development Cooperative Limited is an apex body for its affiliated milk unions. Its objective is to promote economic interest of milk producers of Haryana State particularly belonging to economically weaker section thereof, by purchase and processing of milk into milk products and marketing thereof by itself and/or through milk unions and by undertaking allied activities as are conducive for the promotion of dairy industry such as improvement of milch cattle and promotion of milk production.</p> <p>In addition, the federation provides technical guidance & financial assistance to its affiliated milk unions.</p>		

Haryana Dairy Development Coop Federation Ltd. (HDDCF)					
Financial data for the years 2021-22 & 2022-23					
Sr. No.	Particulars			Rs. in Lakh	
				2021-22	2022-23
1	Authorised Capital			4000.00	4000.00
2	Paid up share capital				
	2.1	Central Govt.		0.00	0.00
	2.2	State Govt.		2012.84	1910.34
	2.3	Others		849.58	849.58
		Total		2862.42	2759.92
3	Reserves & Surplus			2825.30	2752.37
4	Loans				
	4.1	Central Govt. Loan		0.00	0.00
	4.2	State Govt. Loan		0.00	0.00
	4.3	Others		0.00	0.00
	4.4	Working Capital		0.00	0.00
		Total		0.00	0.00
5	Grant-in-aid			799.87	1328.95
6	Current Assets, Loan & Advances			9322.44	6818.72
7	Current Liabilities & Provisions			3451.43	981.65
8	Net Working Capital			5871.01	5837.07
9	Turnover/Revenue				
	9.1	from Govt. assigned activities		0.00	0.00
	9.2	from other core activities		0.00	0.00
	9.3	From miscellaneous activities		1064.36	652.07
		Total		1064.36	652.07
10	Profit / Loss (PAIT)				
	10.1	from Govt. assigned activities		0.00	0.00
	10.2	from other core activities		0.00	0
	10.3	From miscellaneous activities		464.93	-38.70
		Total		464.93	-38.70
11	Accumulated P/L			2316.98	2278.28
12	Dividend paid during the year			0.00	0.00
13	Status of Accounts (Audited upto the year)			2020-21	2020-21
14	Manpower				
	14.1	Sanctioned posts (Nos.)		75	75
	14.2	Filled up posts (Nos.)			
		1	No. of Group A employees	4	3
		2	No. of Group B employees	0	0
		3	No. of Group C employees	8	8
		4	No. of Group D employees	4	4
		A	Total (Regular posts 14.2(1) to 14.2(4))	16	15
		5	No. of Adhoc employees	0	0
		6	No. of contingency paid employees	0	0
		7	No. of work charged employees	0	0
		8	No. of contract employees	48	47
		B	Total (other than regular posts 14.2(5) to 14.2(8))	48	47
		C	Grand total (A+B)	64	62
	14.3	Actual expenditure (including DC)		266.68	270.48
Notes:- DC means Diminishing Cadre					

Haryana Dairy Development Cooperative Federation Ltd.

Physical Performance for the years 2021-22 & 2022-23

Sr. No.	Particulars	2021-22				2022-23			
		Quantity		Amount (Rs. in lakh)		Quantity		Amount (Rs. in lakh)	
		Procurement / Production	Sale	Procurement /Production	Sale	Procurement/ Production	Sale	Procurement /Production	Sale
1	Liquid Milk (lac ltrs.)	1880.00	1084.53	145622.00	150579.00	1673.25	1129.61	152942.00	154896.00
2	Ghee (MT)	7135.12	7687.41			5879.58	6063.17		
3	Butter (MT)	146.09	144.98			136.11	136.23		
4	Paneer (MT)	773.66	773.12			842.98	843.35		
5	Dahi (MT)	5743.20	5739.20			7594.98	7595.11		
6	Lassi (MT)	15321.87	15321.54			15165.99	15166.00		
7	SFM (MT)	353.89	353.15			337.50	337.92		

The Haryana State Cooperative Labour & Construction Federation Ltd.		
Company Profile		
1.1	Year of Incorporation(Date)	24.10.1966
1.2	Act under which incorporated	Cooperative Societies Act,1984
1.3	Contact details (registered / Corporate Office)	
	1.3.1 Address	Bay No. 23-24, Sector 2, Panchkula
	1.3.2 District	Panchkula
	1.3.3 State	Haryana
	1.3.4 Pin	134109
	1.3.5 URL address, if any	-
	1.3.6 E-mail address, if any	hrylabourfed@gmail.com
	1.3.7 Telephone Numbers	0172-2572625, 2584623
	1.3.8 Fax Numbers	0172-2572625
<p>Main Objectives:-</p> <p>The objects of the federation shall be economic and social well-being and advancement of the labourers and for this purposes to organize, promote, co-ordinate help and develop the working of labour cooperatives.</p>		

Haryana State Coop. Labour & Construction Federation Ltd. (L/C Federation)				
Financial data for the years 2021-22 & 2022-23				
Sr. No.	Particulars		Rs. in Lakh	
			2021-22	2022-23
1	Authorised Capital		500.00	500.00
2	Paid up share capital			
	2.1	Central Govt.	0.00	0.00
	2.2	State Govt.	329.34	305.99
	2.3	Others	0.91	0.91
		Total	330.25	306.90
3	Reserves & Surplus		2411.70	2411.70
4	Loans			
	4.1	Central Govt. Loan	0.00	0.00
	4.2	State Govt. Loan	0.00	0.00
	4.3	Others	0.00	0.00
	4.4	Working Capital	3285.31	3590.99
		Total	3285.31	3590.99
5	Grant-in-aid		0.00	0.00
6	Current Assets, Loan & Advances		3806.96	4433.85
7	Current Liabilities & Provisions		361.55	495.93
8	Net Working Capital		3445.41	3937.92
9	Turnover/Revenue			
	9.1	from Govt. assigned activities	3977.91	4606.12
	9.2	from other core activities	0.00	0.00
	9.3	From miscellaneous activities	0.00	0.00
		Total	3977.91	4606.12
10	Profit / Loss (PAIT)			
	10.1	from Govt. assigned activities	166.15	336.06
	10.2	from other core activities	0.00	0.00
	10.3	From miscellaneous activities	0.00	0.00
		Total	166.15	336.06
11	Accumulated P/L		874.38	1210.44
12	Dividend paid during the year		0.00	0.00
13	Status of Accounts (Audited upto the year)		2020-21	2020-21
14	Manpower			
	14.1	Sanctioned posts (Nos.)	137	137
	14.2	Filled up posts (Nos.)		
	1	No. of Group A employees	2	1
	2	No. of Group B employees	3	8
	3	No. of Group C employees	16	10
	4	No. of Group D employees	25	26
	A	Total (Regular posts 14.2(1) to 14.2(4))	46	45
	5	No. of Adhoc employees	0	0
	6	No. of contingency paid employees	0	0
	7	No. of work charged employees	0	0
	8	No. of contract employees	20	21
	B	Total (other than regular posts 14.2(5) to 14.2(8))	20	21
	C	Grand total (A+B)	66	66
	14.3	Actual expenditure (including DC)	412.75	403.34
Notes:- DC means Diminishing Cadre				

The Haryana State Cooperative Labour & Construction Federation Ltd.

Physical Performance for the years 2021-22 & 2022-23

		2021-22				2022-23			
Sr. No.	Particulars	Quantity		Amount (Rs. in lakh)		Quantity		Amount (Rs. in lakh)	
		Production	Sale	Production	Sale	Production	Sale	Production	Sale
1	No. of Societies	7839	-	-	-	8406	-	-	-
2	Work executed by L&C Societies	-	-	521.27	-	-	-	537.52	-
3	Contribution from Societies	-	-	481.14	-	-	-	336.06	-
4	Works executed under supervision of the Federation	-	-	-	-	-	-	-	-
5	Supervision Charges	-	-	0.59	-	-	-	0.26	-

The Haryana State Cooperative Housing Federation Ltd.		
Company Profile		
1.1	Year of Incorporation(Date)	7.06.1973
1.2	Act under which incorporated	Cooperative Societies Act, 1984
1.3	Contact details (registered / Corporate Office)	The Haryana State Cooperative Housing Federation Ltd., Bays No. 49-52, Sector 2, Panchkula (Haryana)
	1.3.1 Address	Bays No. 49-52, Sector 2, Panchkula
	1.3.2 District	Panchkula
	1.3.3 State	Haryana
	1.3.4 Pin	134112
	1.3.5 URL address, if any	-
	1.3.6 E-mail address, if any	housefedhry@gmail.com
	1.3.7 Telephone Numbers	0172-2575847, 2574142
	1.3.8 Fax Numbers	0172-2970952
Main Objectives:-		
i) To grant loans or advances for construction of new houses and shop-cum-flats.		
ii) To acquire, purchase and hire land to develop it into plots and to construct houses on it.		
iii) To arrange bulk purchases of building materials.		
iv) To facilitate the working of primary cooperative house building societies.		

Haryana State Coop. Housing Federation Ltd. (HSCHF)						
Financial data for the years 2021-22 & 2022-23						
Sr. No.	Particulars				Rs. in Lakh	
					2021-22	2022-23
1	Authorised Capital				10000.00	10000.00
2	Paid up share capital					
	2.1	Central Govt.			0.00	0.00
	2.2	State Govt.			3244.78	2929.07
	2.3	Others			293.88	259.67
		Total			3538.66	3188.74
3	Reserves & Surplus				115.01	109.99
4	Loans					
	4.1	Central Govt. Loan			0.00	0.00
	4.2	State Govt. Loan			664.98	485.59
	4.3	Others			4239.62	4239.62
	4.4	Working Capital			8790.50	8990.57
		Total			13695.10	13715.78
5	Grant-in-aid				0.00	0.00
6	Current Assets, Loan & Advances				8850.18	9064.79
7	Current Liabilities & Provisions				59.69	74.22
8	Net Working Capital				8790.49	8990.57
9	Turnover/Revenue					
	9.1	from Govt. assigned activities			0.00	0.00
	9.2	from other core activities			830.38	787.05
	9.3	From miscellaneous activities			0.00	0.00
		Total			830.38	787.05
10	Profit / Loss (PAIT)					
	10.1	from Govt. assigned activities			0.00	0.00
	10.2	from other core activities			128.07	70.34
	10.3	From miscellaneous activities			0.00	0.00
		Total			128.07	70.34
11	Accumulated P/L				757.71	828.05
12	Dividend paid during the year					
13	Status of Accounts (Audited upto the year)				2021-22	2022-23
14	Manpower					
	14.1	Sanctioned posts (Nos.)			47	47
	14.2	Filled up posts (Nos.)				
		1	No. of Group A employees		1	1
		2	No. of Group B employees		0	0
		3	No. of Group C employees		15	13
		4	No. of Group D employees		5	5
		A	Total (Regular posts 14.2(1) to 14.2(4))		21	19
		5	No. of Adhoc employees		0	0
		6	No. of contingency paid employees		0	0
		7	No. of work charged employees		0	0
		8	No. of contract employees		8	8
		B	Total (other than regular posts 14.2(5) to 14.2(8))		8	8
		C	Grand total (A+B)		29	27
	14.3	Actual expenditure (including DC)			240.60	242.65
Notes:- DC means Diminishing Cadre						

The Haryana State Cooperative Housing Federation Ltd.					
Physical Performance for the years 2021-22 & 2022-23					
		2021-22		2022-23	
Sr. No.	Particulars	Quantity	Amount (Rs. in lakh)	Quantity	Amount (Rs. in lakh)
1	Recovery of loan	--	278.98	--	327.38
2	Loan Advances	--	--	--	--