

GOVERNMENT OF HARYANA

FINANCE DEPARTMENT

**PROFILE OF
STATE PUBLIC ENTERPRISES**

**FOR THE YEAR
2019-20 & 2020-21**

**FINANCIAL & PHYSICAL STATUS OF
STATE PUBLIC ENTERPRISES VIZ.
CORPORATIONS/COMPANIES &
COOPERATIVE INSTITUTIONS**

PREFACE

Haryana Bureau of Public Enterprises has been publishing State profile regularly to bring out the overall status of the physical and financial performance of the SPEs with regard to investment, profitability, employment generation etc. This profile is based on audited/provisional data submitted by the PSEs.

The State Profile contains data for 43 State Public Sector Enterprises for the financial years 2019-20 & 2020-21. Out of these, 24 PSEs are registered under the Companies Act, 1956 and 19 are registered under the Cooperative Societies Act, 1984.

Out of the operating 43 State Public Sector Enterprises, 26 have generated a net profit of Rs. 1393.04 crore in the financial year 2020-21. The number of profit making PSEs has increased from 22 to 26 over the last five years. The total investment in these PSEs in the form of Paid-up Share Capital has increased from Rs. 37494.48 crore to Rs. 38235.30 crore in 2020-21 over the previous year 2019-20. Out of this, State Government alone has contributed to the Share Capital to the tune of Rs.36827.49 crore i.e. 96%.

I hope that this profile will be useful to Public Sector Enterprises and will help them in their policy initiatives for charting the course of the PSEs on a path of robust growth and socio-economic contribution.

I commend Haryana Bureau of Pubic Enterprises for compiling and publishing this State profile on an annual basis. Suggestions are welcome for improving subsequent publications in this regard.

(T.V.S.N. Prasad)
Additional Chief Secretary to Govt., Haryana,
Finance Department

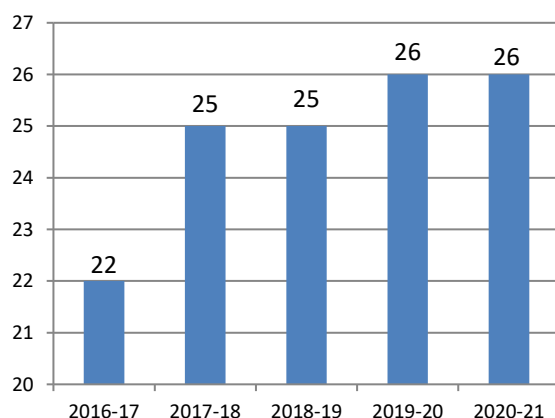
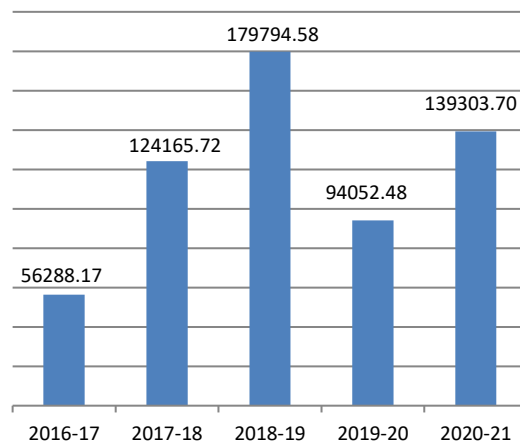
Sr. No	INDEX	Page Number
	Preface	(i)
	<u>Analysis of the Profitability of PSEs over the last five years</u>	(iv)
	<u>Analysis of the Profitability of Companies over the last five years</u>	(v)
	<u>Analysis of the Profitability of Cooperatives over the last five years</u>	(vi)
	Consolidated State Profile	(vii)
	<u>Consolidated PSU profile under Companies Act</u>	(viii)
	<u>Consolidated PSU profile under Cooperative Act</u>	(ix)
	<u>Public Enterprises Registered under the Companies Act, 1956</u>	
1.	Haryana Agro Industries Corporation Limited	1-3
2.	Haryana Seeds Development Corporation Limited	4-6
3.	Haryana Land Reclamation & Development Corporation Limited	7-9
4.	Haryana State Warehousing Corporation	10-12
5.	Haryana Police Housing Corporation Limited	13-15
6.	Haryana Scheduled Castes Finance & Development Corporation Limited	16-18
7.	Haryana Backward Classes & Economically Weaker Sections Kalyan Nigam Limited	19-20
8.	Haryana Women Development Corporation Limited	21-23
9.	Haryana Forest Development Corporation Limited	24-26
10.	Haryana State Roads & Bridges Development Corporation Limited	27-29
11.	Haryana Financial Corporation Limited	30-32
12.	Haryana State Industrial and Infrastructure Development Corporation Limited	33-34
13.	Haryana Power Generation Corporation Limited	35-37
14.	Haryana Vidyut Prasaran Nigam Limited	38-40
15.	Uttar Haryana Bijli Vitran Nigam Limited	41-43
16.	Dakshin Haryana Bijli Vitran Nigam Limited	44-46
17.	Haryana Tourism Corporation Limited	47-49
18.	Haryana State Electronics Development Corporation Limited	50-52
19.	Haryana Roadways Engineering Corporation Limited	53-55
20.	Haryana State Medical Services Corporation limited	56-58

Sr. No	INDEX	Page Number
21.	Haryana Mass Rapid Transport Corporation Limited	59-60
22.	Haryana Knowledge Corporation limited	61 -63
23.	Gurgaon Technology Park Limited	64-65
24.	Haryana International Horticulture Marketing Corporation	66-67
Public Enterprises Registered under the Cooperative Societies Act, 1984		
25.	Haryana State Cooperative Supply & Marketing Federation Limited (HAFED)	68-70
26.	The Panipat Cooperative Sugar Mills Ltd., Panipat	71-71
27.	The Karnal Cooperative Sugar Mills Ltd., Karnal	74-76
28.	The Kaithal Cooperative Sugar Mills Ltd., Kaithal	77-79
29.	The Sonipat Cooperative Sugar Mills Ltd., Sonipat	80-82
30.	The Shahabad Cooperative Sugar Mills Ltd., Shahabad	83-85
31.	The Meham Cooperative Sugar Mills Ltd., Meham.	86-88
32.	The Jind Cooperative Sugar Mills Ltd., Jind.	89-91
33.	The Palwal Cooperative Sugar Mills Ltd., Palwal.	92-94
34.	The Haryana Cooperative Sugar Mills Ltd., Rohtak	95-97
35.	Ch. Devi Lal Cooperative Sugar Mills Ltd., Gohana	98-100
36.	Haryana State Federation of Cooperative Sugar Mills Limited	101-102
37.	Haryana State Federation of Consumers Cooperative Wholesale Stores Limited (CONFED)	103-105
38.	Haryana State Cooperative Apex Bank Limited	106-108
39.	Haryana State Cooperative Agriculture & Rural Development Bank Limited	109-111
40.	Haryana State Cooperative Development Federation Limited (HARCOFED)	112-114
41.	Haryana Dairy Development Cooperative Federation Limited	115-117
42.	Haryana State Cooperative Labour & Construction Federation Limited	118-120
43.	Haryana State Cooperative Housing Federation Limited	121-123

Analysis of the Profitability of PSEs over the last five years (2016-17 to 2020-21)
(Rs. in Lakh)

	2016-17		2017-18		2018-19		2019-20		2020-21	
Companies										
	Amount	No.	Amount	No.	Amount	No.	Amount	No.	Amount	No.
Profit	22558.47	14	110946.47	18	170486.50	18	74110.55	18	110328.61	18
Loss	35391.17	9	2000.81	5	1450.03	5	1555.41	6	25941.72	6
Total	-12832.70	23	108945.66	23	169036.47	23	72555.14	24	84386.89	24
Cooperatives										
Profit	33729.70	8	13219.25	7	9308.08	7	19941.93	8	28975.09	8
Loss	40096.10	10	53097.97	11	80740.4	11	59571.79	10	63048.39	10
Total	-6366.40	18	-39878.72	18	-71432.32	18	-39629.86	18	-34073.30	18

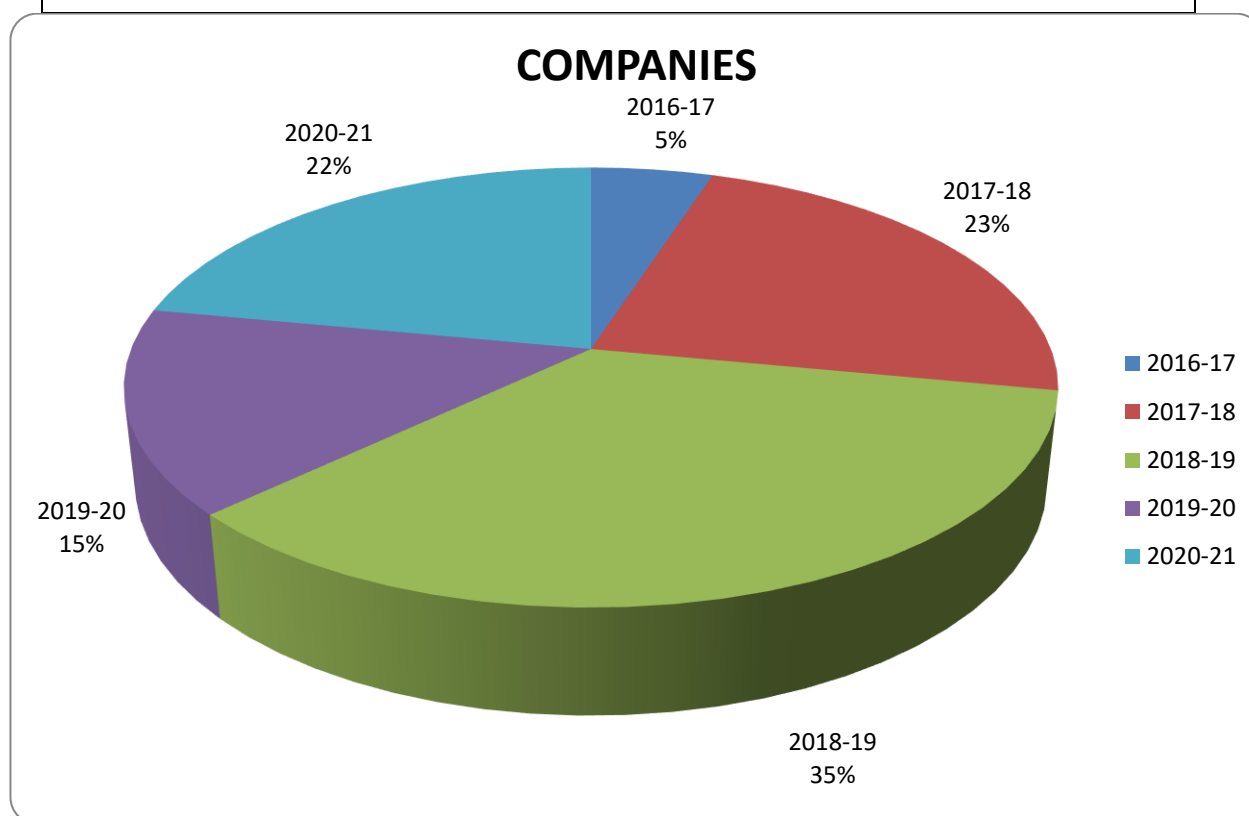
Following graph depicts total number of PSE's in profit from last five Financial Years i.e. 2016-17 to 2020-21. A growth in the number of PSE's in profit can be seen from the graph.

**Total number of PSE's in profit in last five Financial Years
(2016-17 to 2020-21)**
**Profit of all PSE's in last five Financial Years
(2016-17 to 2020-21)
(Rs. in Lakh)**
No. in Profit

Amount


Analysis of the Profitability of Companies over the last five years (2016-17 to 2020-21)**(Rs. In Lakh)**

	2016-17		2017-18		2018-19		2019-20		2020-21	
Companies	Amount	No.	Amount	No.	Amount	No.	Amount	No.	Amount	No.
Profit	22558.47	14	110946.47	18	170486.50	18	74110.55	18	110328.61	18
Loss	35391.17	9	2000.81	5	1450.03	5	1555.41	6	25941.72	6
Total	-12832.70	23	108945.66	23	169036.47	23	72555.14	24	84386.89	24

Graph shows profitability of the Companies over the last five Financial Years i.e. 2016-17 to 2020-21. Clearly, the Year 2018-19 has been the best performer out of all the five years. The profit in Financial year 2016-17 was Rs. 22558.47 Lakh (5% of last five years), whereas, the total profit is of the tune of Rs. 110328.61 Lakh in the Financial Year 2020-21.

Total number of Companies in Profit in last five Financial Years (2016-17 to 2020-21)

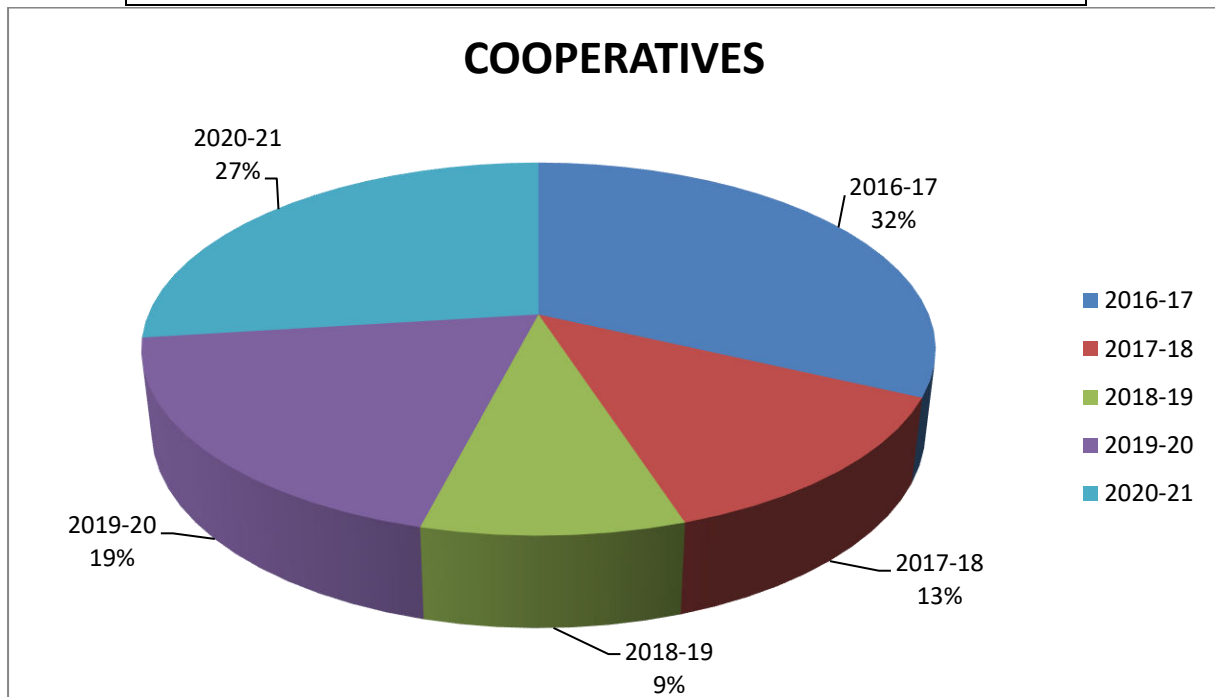
Analysis of the Profitability of Cooperatives over the last five years (2016-17 to 2020-21)

(Rs. In Lakh)

	2016-17		2017-18		2018-19		2019-20		2020-21	
	Amount	No.	Amount	No.	Amount	No.	Amount	No.	Amount	No.
Profit	33729.70	8	13219.25	7	9308.08	7	19941.93	8	28975.09	8
Loss	40096.10	10	53097.97	11	80740.4	11	59571.79	10	63048.39	10
Total	-6366.40	18	-39878.72	18	-71432.32	18	-39629.86	18	-34073.30	18

Graph shows profitability of various Cooperatives over the last five Financial Years i.e. **2016-17 to 2020-21**. The profit in Financial year 2016-17 was Rs. 33729.70 Lakh (32%), whereas, the total profit is Rs.28975.09 Lakh (27%) in the Financial Year 2020-21. However, out of 19 co-operatives, one co-operative is working on no profit-no loss basis.

Total number of Cooperatives in Profit in last five Financial Years (2016-17 to 2020-21)



Consolidated Statement for all 43 Enterprises				
Financial and Manpower data for the years 2019-20 & 2020-21				
Sr.No.	Particulars			Rs. in Lakh
			2019-20	2020-21
1	Authorised Capital			5311433.85
2	Paid up share capital			5312458.66
	2.1	Central Govt.	3997.86	3997.86
	2.2	State Govt.	3611121.83	3682748.73
	2.3	Others	134327.98	136783.92
		Total	3749447.67	3823530.51
3	Reserves & Surplus			-303090.26
4	Loans			-251931.08
	4.1	Central Govt. Loan	4314.26	3737.13
	4.2	State Govt. Loan	422741.63	461110.41
	4.3	Others	2400116.25	2258933.79
	4.4	Working Capital	2064738.67	1941020.67
		Total	4891910.81	4664802.00
5	Grant-in-aid			468950.10
6	Current Assets, Loan & Advances			377463.85
7	Current Liabilities & Provisions			6120124.04
8	Net Working Capital			6327669.65
9	Turnover/Revenue			5641197.90
	9.1	from Govt. assigned activities	5662228.16	2029831.80
	9.2	from other core activities	4191318.08	2216805.71
	9.3	From miscellaneous activities	52343.15	4076645.61
		Total	6273493.03	40611.19
10	Profit / Loss (PAIT)			6334062.51
	10.1	from Govt. assigned activities	8762.41	2741.00
	10.2	from other core activities	30529.29	57112.37
	10.3	From miscellaneous activities	-6366.42	-9539.78
		Total	32925.28	50313.59
11	Accumulated P/L			-2923106.69
12	Dividend paid during the year			-2811603.30
13	Status of Accounts (Audited upto the year)			1709.11
14	Manpower			0.00
	14.1	Sanctioned posts (Nos.)	67581	66803
	14.2	Filled up posts (Nos.)		
	1	No. of Group A employees	1277	1179
	2	No. of Group B employees	1354	1476
	3	No. of Group C employees	24540	24030
	4	No. of Group D employees	5553	5285
	A	Total (Regular posts 14.2(1) to 14.2(4))	32724	31970
	5	No. of Adhoc employees	157	137
	6	No. of contingency paid employees	382	366
	7	No. of work charged employees	202	193
	8	No. of contract employees	23363	23296
	B	Total (other than regular posts 14.2(5) to 14.2(8))	24104	23992
	C	Grand total (A+B)	56828	55962
	14.3	Actual expenditure (including DC)	465425.58	471392.57
Notes:- DC means Diminishing Cadre				

Consolidated Statement of Companies				
Financial data for the years 2019-20 & 2020-21				
Sr.No.	Particulars		Rs. in Lakh	
			2019-20	2020-21
1	Authorised Capital		5194120.00	5195120.00
2	Paid up share capital			
	2.1	Central Govt.	2775.86	2775.86
	2.2	State Govt.	3559287.55	3627350.08
	2.3	Others	101993.73	103653.03
		Total	3664057.14	3733778.97
3	Reserves & Surplus		-596401.20	-555111.16
4	Loans			
	4.1	Central Govt. Loan	310.80	296.00
	4.2	State Govt. Loan	39098.38	34150.89
	4.3	Others	1887397.68	1782140.34
	4.4	Working Capital	972877.14	947056.01
		Total	2899684.00	2763643.24
5	Grant-in-aid		456989.61	365818.92
6	Current Assets, Loan & Advances		3910966.18	4216900.94
7	Current Liabilities & Provisions		3575807.59	3680919.60
8	Net Working Capital		335158.59	535981.34
9	Turnover/Revenue			
	9.1	from Govt. assigned activities	601387.57	458987.10
	9.2	from other core activities	4015893.31	3904472.44
	9.3	From miscellaneous activities	43779.14	29543.44
		Total	4661060.02	4393002.98
10	Profit / Loss (PAIT)			
	10.1	from Govt. assigned activities	11911.54	-3341.80
	10.2	from other core activities	60511.07	91330.80
	10.3	From miscellaneous activities	132.53	-3602.11
		Total	72555.14	84386.89
11	Accumulated P/L		-2506115.17	-2434804.60
12	Dividend paid during the year		1709.11	0.00
13	Status of Accounts (Audited upto the year)			
14	Manpower			
	14.1	Sanctioned posts (Nos.)	58013	57256
	14.2	Filled up posts (Nos.)	15480	15036
	1	No. of Group A employees	1145	1046
	2	No. of Group B employees	1192	1355
	3	No. of Group C employees	21718	21295
	4	No. of Group D employees	2594	2365
	A	Total (Regular posts 14.2(1) to 14.2(4))	26649	26061
	5	No. of Adhoc employees	1	1
	6	No. of contingency paid employees	267	236
	7	No. of work charged employees	35	35
	8	No. of contract employees	21348	21198
	B	Total (other than regular posts 14.2(5) to 14.2(8))	21651	21470
	C	Grand total (A+B)	48300	47531
	14.3	Actual expenditure (including DC)	413456.91	417577.35
Notes:- DC means Diminishing Cadre				

Consolidated Statement of Cooperatives				
Financial data for the years 2019-20 & 2020-21				
Sr. No.	Particulars		Rs. in Lakh	
			2019-20	2020-21
1	Authorised Capital		117313.85	117338.66
2	Paid up share capital			
	2.1	Central Govt.	1222.00	1222.00
	2.2	State Govt.	51834.28	55398.65
	2.3	Others	32334.25	33130.89
		Total	85390.53	89751.54
3	Reserves & Surplus		293310.94	303180.08
4	Loans			
	4.1	Central Govt. Loan	4003.46	3441.13
	4.2	State Govt. Loan	383643.25	426959.52
	4.3	Others	512718.57	476793.45
	4.4	Working Capital	1091861.53	993964.66
		Total	1992226.81	1901158.76
5	Grant-in-aid		11960.49	11644.93
6	Current Assets, Loan & Advances		2209157.86	2110768.71
7	Current Liabilities & Provisions		2065390.31	1981308.56
8	Net Working Capital		143767.55	129460.15
9	Turnover/Revenue			
	9.1	from Govt. assigned activities	1428444.23	1757818.61
	9.2	from other core activities	175424.77	172173.17
	9.3	From miscellaneous activities	8564.01	11067.75
		Total	1612433.01	1941059.53
10	Profit / Loss (PAIT)			
	10.1	from Govt. assigned activities	-3149.13	6082.80
	10.2	from other core activities	-29981.78	-34218.43
	10.3	From miscellaneous activities	-6498.95	-5937.67
		Total	-39629.86	-34073.30
11	Accumulated P/L		-416991.52	-376798.70
12	Dividend paid during the year		0.00	0.00
13	Status of Accounts (Audited upto the year)			
14	Manpower			
	14.1	Sanctioned posts (Nos.)	9568	9547
	14.2	Filled up posts (Nos.)		
	1	No. of Group A employees	132	133
	2	No. of Group B employees	162	121
	3	No. of Group C employees	2822	2735
	4	No. of Group D employees	2959	2920
	A	Total (Regular posts 14.2(1) to 14.2(4)	6075	5909
	5	No. of Adhoc employees	156	136
	6	No. of contingency paid employees	115	130
	7	No. of work charged employees	167	158
	8	No. of contract employees	2015	2098
	B	Total (other than regular posts 14.2(5) to 14.2(8)	2453	2522
	C	Grand total (A+B)	8528	8431
	14.3	Actual expenditure (including DC)	51968.67	53815.22
Notes:- DC means Diminishing Cadre				

Haryana Agro Industries Corporation Ltd.		
Company Profile		
1.1	Year of Incorporation (Date)	31.03.1967
1.2	Act under which incorporated	The Companies Act, 1956
1.3	Contact details (Registered / Corporate Office)	
	1.3.1 Address	Bays No. 15-20, Sector 4, Panchkula
	1.3.2 District	Panchkula
	1.3.3 State	Haryana
	1.3.4 Pin	134112
	1.3.5 URL address, if any	www.haic.co.in
	1.3.6 E-mail address, if any	haicpkl@gmail.com haicaccts@gmail.com
	1.3.7 Telephone Numbers	0172-2561300, 2561324, 2561305
	1.3.8 Fax Numbers	0172-2561310, 2562317
<p>Main Objectives:-</p> <p>(1) To assist, aid, finance and promote agro-industries, such as poultry, dairy and other agro based industries, land development and seed related activities and undertake and manufacture agriculture implements, agricultural machinery and other materials and equipment required for these industries in Haryana and in India and to sell the products of these industries.</p> <p>(2) To promote any agricultural, commercial, or industrial enterprise, establishment, company or concern.</p> <p>(3) To acquire, purchase, give or sell implements, machinery, equipment, appliances, tools etc. either on hire-purchase system or on payment by instalments as may be of interest to the company.</p>		

Haryana Agro Industries Corp. Ltd. (HAIC)				
Financial data for the years 2019-20 & 2020-21				
Sr. No.	Particulars		Rs. in Lakh	
			2019-20	2020-21
1	Authorised Capital		1000.00	1000.00
2	Paid up share capital			
	2.1	Central Govt.	160.21	160.21
	2.2	State Govt.	253.83	253.83
	2.3	Others	0.00	0.00
		Total	414.04	414.04
3	Reserves & Surplus		-15621.08	-16380.37
4	Loans			
	4.1	Central Govt. Loan	0.00	0.00
	4.2	State Govt. Loan	0.00	0.00
	4.3	Others	1532.32	1408.40
	4.4	Working Capital	32575.41	32415.74
		Total	34107.73	33824.14
5	Grant-in-aid		0.00	0.00
6	Current Assets, Loan & Advances		22692.11	17068.36
7	Current Liabilities & Provisions		40707.69	35488.77
8	Net Working Capital		-18015.58	-18420.41
9	Turnover/Revenue			
	9.1	from Govt. assigned activities	0.00	0.00
	9.2	from other core activities	15631.39	8734.35
	9.3	From miscellaneous activities	295.10	610.72
		Total	15926.49	9345.07
10	Profit / Loss (PAIT)			
	10.1	from Govt. assigned activities	447.72	-759.28
	10.2	from other core activities	0.00	0.00
	10.3	From miscellaneous activities	0.00	0.00
		Total	447.72	-759.28
11	Accumulated P/L		-15621.10	-16380.38
12	Dividend paid during the year		0.00	0.00
13	Status of Accounts (Audited upto the year)		2016-17	2016-17
14	Manpower			
	14.1	Sanctioned posts (Nos.)	27	27
	14.2	Filled up posts (Nos.)		
	1	No. of Group A employees	2	2
	2	No. of Group B employees	4	4
	3	No. of Group C employees	9	9
	4	No. of Group D employees	33	29
	A	Total (Regular posts 14.2(1) to 14.2(4))	48	44
	5	No. of Adhoc employees	0	0
	6	No. of contingency paid employees	56	55
	7	No. of work charged employees	0	0
	8	No. of contract employees	219	148
	B	Total (other than regular posts 14.2(5) to 14.2(8))	275	203
	C	Grand total (A+B)	323	247
	14.3	Actual expenditure (including DC)	881.41	930.40
Notes:- DC means Diminishing Cadre				

Haryana Agro Industries Corporation Ltd.

Physical Performance for the years 2019-20 & 2020-21

Sr. No.	Particulars	2019-20				2020-21			
		Quantity		Amount (Rs. in lakh)		Quantity		Amount (Rs. in lakh)	
		Procurement /Production	Sale	Procurement /Production	Sale	Procurement / Production	Sale	Procurement / Production	Sale
1.	Pesticides				0.58				0.01
2.	POL				6270.94				5335.2
3.	Others				21.57				13.29
4.	Wheat				6206.41				155.63
5.	Paddy				952.97				
	Total				13452.47				5504.13

Haryana Seeds Development Corporation Ltd.		
Company Profile		
1.1	Year of Incorporation(Date)	12.09.1974
1.2	Act under which incorporated	The Companies Act, 1956
1.3	Contact details (Registered / Corporate Office)	
	1.3.1 Address	Bays No. 3-6, Sector-2, Panchkula
	1.3.2 District	Panchkula
	1.3.3 State	Haryana
	1.3.4 Pin	134112
	1.3.5 URL address, if any	www.haryanaseeds.gov.in
	1.3.6 E-mail address, if any	mdhsdcl@gmail.com , hsdc@hry.nic.in
	1.3.7 Telephone Numbers	0172-2577755, 2579215,2577582
	1.3.8 Fax Numbers	0172-2577583
<p>Main Objectives:-</p> <p>(1) Organizing the production of seeds.</p> <p>(2) Processing of seeds so produced and arrange certifications.</p> <p>(3) Distribution of certified seeds.</p>		

Haryana Seeds Development Corporation Ltd.						
Financial data for the years 2019-20 & 2020-21						
Sr. No.	Particulars				Rs. in Lakh	
					2019-20	2020-21
1	Authorised Capital				700.00	700.00
2	Paid up share capital					
	2.1	Central Govt.			113.31	113.31
	2.2	State Govt.			375.87	375.87
	2.3	Others			110.82	110.82
		Total			500.00	500.00
3	Reserves & Surplus				833.95	877.70
4	Loans					
	4.1	Central Govt. Loan			0.00	0.00
	4.2	State Govt. Loan			0.00	0.00
	4.3	Others			0.00	0.00
	4.4	Working Capital			0.00	0.00
		Total			0.00	0.00
5	Grant-in-aid				1193.51	1098.35
6	Current Assets, Loan & Advances				6434.27	6884.58
7	Current Liabilities & Provisions				4976.20	5317.91
8	Net Working Capital				1458.07	1566.67
9	Turnover/Revenue					
	9.1	from Govt. assigned activities			0.00	0.00
	9.2	from other core activities			14769.38	11247.27
	9.3	From miscellaneous activities			0.00	0.00
		Total			14769.38	11247.27
10	Profit / Loss (PAIT)					
	10.1	from Govt. assigned activities			0.00	0.00
	10.2	from other core activities			398.29	43.76
	10.3	From miscellaneous activities			0.00	0.00
		Total			398.29	43.76
11	Accumulated P/L				804.78	848.54
12	Dividend paid during the year				0.00	0.00
13	Status of Accounts (Audited upto the year)				2018-19	2018-19
14	Manpower					
	14.1	Sanctioned posts (Nos.)			365	365
	14.2	Filled up posts (Nos.)				
		1	No. of Group A employees		3	2
		2	No. of Group B employees		26	20
		3	No. of Group C employees		77	93
		4	No. of Group D employees		28	26
		A	Total (Regular posts 14.2(1) to 14.2(4)		134	141
		5	No. of Adhoc employees		0	0
		6	No. of contingency paid employees		177	147
		7	No. of work charged employees		0	0
		8	No. of contract employees		27	19
		B	Total (other than regular posts 14.2(5) to 14.2(8)		204	166
		C	Grand total (A+B)		338	307
	14.3	Actual expenditure (including DC)			1923.22	1878.28
Notes:- DC means Diminishing Cadre						

Haryana Seeds Development Corporation Ltd.

Physical Performance for the years 2019-20 & 2020-21

Sr. No.	Particulars	2019-20				2020-21			
		Quantity (in Qtls)		Amount (Rs. in lakh)		Quantity (in Qtls)		Amount (Rs. in lakh)	
		Procurement/ Production	Sale	Procurement/ Production	Sale	Procurement/ Production	Sale	Procurement/ Production	Sale
1	C/Seeds Rabi & Kharif	336277.85	340656.20	14544.38	248720.54	292924.28	10940.17	336277.85	340656.20

Haryana Land Reclamation & Development Corporation Ltd		
Company Profile		
1.1	Year of Incorporation(Date)	27.03.1974
1.2	Act under which incorporated	The Companies Act, 2013
1.3	Contact details (registered / Corporate Office)	
	1.3.1 Address	Bays No. 1-2, Sector 4, Panchkula
	1.3.2 District	Panchkula
	1.3.3 State	Haryana
	1.3.4 Pin	134109
	1.3.5 URL address, if any	Hlrdc.org.in
	1.3.6 E-mail address, if any	hlrdcl@hry.nic.in
	1.3.7 Telephone Numbers	0172-2571129
	1.3.8 Fax Numbers	0172-2568871
<p>Main Objectives:-</p> <p>(1) To undertake, assist, aid, finance, execute and promote measures for land development, conservation and improvement of soil and water resources.</p> <p>(2) To carry on the business of farmers, graziers, planters, quarry owners, contractors for the construction of works and any other operations or business which may contribute directly or indirectly to develop the land for agricultural purposes or a purpose akin to agriculture.</p> <p>(3) To purchase, take on lease the machinery, tools and plant and maintain appliances, for carrying the development, improvement and exploitation of land either for making it cultivable or utilizing it for agriculture purposes.</p> <p>(4) (a) To purchase, sell, manufacture or deal in agricultural inputs like weedicides, pesticides, fertilizers, agricultural implements, machinery, procurement and trading of food grains, without any kind subsidy from the Central/State Government.</p> <p>(b) To undertake activities conducive to the promotion of Horticulture, Horticulture and other allied agriculture avocations and popularization of the high yielding varieties of crops, such as the setting up of demonstration plots, production and multiplication of foundation and certified seeds etc.</p> <p>(5) HLRDC is operating Gas Agencies at Naraingarh, Hissar and Faridabad and also operating Petrol Pumps at Naraingarh and Panipat. All are running smoothly and are in profit.</p>		

Haryana Land Reclamation & Development Corp. Ltd. (HLRDC)				
Financial data for the years 2019-20 & 2020-21				
Sr. No.	Particulars			Rs. in Lakh
			2019-20	2020-21
1	Authorised Capital			500.00
2	Paid up share capital			
	2.1	Central Govt.	0.00	0.00
	2.2	State Govt.	136.64	136.64
	2.3	Others	19.66	19.66
		Total	156.30	156.30
3	Reserves & Surplus			851.19
4	Loans			
	4.1	Central Govt. Loan	0.00	0.00
	4.2	State Govt. Loan	0.00	0.00
	4.3	Others	0.00	0.00
	4.4	Working Capital	2770.44	2615.07
		Total	2770.44	2615.07
5	Grant-in-aid			0.00
6	Current Assets, Loan & Advances			2770.44
7	Current Liabilities & Provisions			1700.89
8	Net Working Capital			1069.55
9	Turnover/Revenue			
	9.1	from Govt. assigned activities	4081.37	2454.36
	9.2	from other core activities	455.03	230.25
	9.3	From miscellaneous activities	3815.75	3587.43
		Total	8352.15	6272.04
10	Profit / Loss (PAIT)			
	10.1	from Govt. assigned activities	-99.47	-291.41
	10.2	from other core activities	245.47	227.21
	10.3	From miscellaneous activities	79.5	89.12
		Total	225.50	24.92
11	Accumulated P/L			851.19
12	Dividend paid during the year			0.00
13	Status of Accounts (Audited upto the year)			2019-20
14	Manpower			
	14.1	Sanctioned posts (Nos.)	197	197
	14.2	Filled up posts (Nos.)		
	1	No. of Group A employees	1	1
	2	No. of Group B employees	10	6
	3	No. of Group C employees	50	46
	4	No. of Group D employees	18	18
	A	Total (Regular posts 14.2(1) to 14.2(4))	79	71
	5	No. of Adhoc employees	0	0
	6	No. of contingency paid employees	0	0
	7	No. of work charged employees	0	0
	8	No. of contract employees	50	0
	B	Total (other than regular posts 14.2(5) to 14.2(8))	50	55
	C	Grand total (A+B)	129	126
	14.3	Actual expenditure (including DC)	847.21	847.21
Notes:- DC means Diminishing Cadre				

Haryana Land Reclamation & Development Corporation Ltd									
Physical Performance for the years 2019-20 & 2020-21									
Sr. No.	Particulars	2019-20				2020-21			
		Quantity		Amount (Rs. in lakh)		Quantity		Amount (Rs. in lakh)	
		Procurement /Production	Sale	Procurement /Production	Sale	Procurement / Production	Sale	Procurement / Production	Sale
1	Gypsum	39382.00	48372.60	496.67	1451.18	15156.00	17753.65	194.91	526.61
2	Urea	4528.035	4164.165	237.95	234.87	3675.69	4116.87	193.99	232.20
3	Zinc Sulphate	1.69205	0.3694	8.92	1.92	0.00000	0.04235	0	0.36
4	SSP	14.35	12.50	0.84	0.75	0.00	1.85	0	0.11
5	Seed (in MT)	4601.955	4655.475	1396.02	1610.92	4012.875	3934.835	966.75	1191.95
6	Seed (in Units)	29040.85	29040.85	182.51	192.59	22623.00	22623.00	153.48	161.35
7	DAP	1216.80	1103.05	276.41	254.41	917.60	1018.00	193.54	224.39
8	Magnus	11.13	6.24	7.63	4.75	0.17	1.115	0.12	0.85
9	Maceo Tablets	6500	3933	1.61	1.12	450	450	0.11	0.13
10	Micoraza	13376	10014	10.44	8.58	4204	4408	3.28	3.78
11	Weedicide/ Pesticide (in MT)	23.1585	20.58975	40.50	38.63	141.1964	142.42084	51.16	58.79
12	Weedicide/ Pesticide (in LT)	15041.00	11076.80	61.79	51.95	6215.00	7181.40	26.13	33.00
13	Weedicide/ Pesticide (in Units)	44522.00	41968	106.14	109.23	20954.00	21629.00	159.02	166.10
14	NPK	12.55	11.80	2.91	2.80	5.00	5.75	0.96	1.22
15	Spray Pump	2901	2264	57.37	47.60	1377	1560	28.86	33.01
16	Press Mud (in MT)	4415.815	4415.815	30.91	37.53	257.375	257.375	1.80	2.19
17	Waste Decomposer	110.90	5.90	0.22	0.01	0.00	1.70	0.00	0.004
18	Urea Phosphate	1.300	1.096	0.77	0.88	0.000	0.134	0.00	0.10
19	Petrol (Lt.)	1071000	1058776	614.18	611.51	961000	945357	606.09	595.76
20	Diesel (Lt.)	1437000	1425948	803.44	801.45	1267000	1240387	780.89	762.80
21	Cylinder (14.2 Kg.)	341877	342044	2097.54	2297.87	337338	336393	1938.49	2142.08
22	Cylinder (19 Kg.)	2053	1969	19.75	20.55	1157	765	11.02	8.31

Note: 1. Particulars include activities of your organisation.
2. Additional activities, if any are also be incorporated.

Haryana State Warehousing Corporation		
Company Profile		
1.1	Year of Incorporation(Date)	01.11.1967
1.2	Act under which incorporated	Warehousing Corporations Act, 1962
1.3	Contact details (Registered / Corporate Office)	
	1.3.1 Address	Bays No. 15-18, Sector 2, Panchkula
	1.3.2 District	Panchkula
	1.3.3 State	Haryana
	1.3.4 Pin	134112
	1.3.5 URL address, if any	www.hwc.org.in
	1.3.6 E-mail address, if any	hwc@hry.nic.in
	1.3.7 Telephone Numbers	0172-2578830-32
	1.3.8 Fax Numbers	0172-2586900
<p>Main Objectives:-</p> <p>The Haryana State Warehousing Corporation came into existence on 01.11.1967. It was carved out from erstwhile Punjab Warehousing Corporation. It is a statutory body created under an act of Parliament with twin objective of providing scientific storage facilities for a wide range of agricultural produce and notified commodities to the farmers, Govt, agencies, Public Enterprises, traders, etc. and to make available credit against goods deposited in the warehouses.</p>		

Haryana State Warehousing Corporation (HWC)				
Financial data for the years 2019-20 & 2020-21				
Sr. No.	Particulars		Rs. in Lakh	
			2019-20	2020-21
1	Authorised Capital		620.00	620.00
2	Paid up share capital			
	2.1	Central Govt.	0.00	0.00
	2.2	State Govt.	292.04	292.04
	2.3	Others	292.04	292.04
		Total	584.08	584.08
3	Reserves & Surplus		47072.27	56523.71
4	Loans			
	4.1	Central Govt. Loan	0.00	0.00
	4.2	State Govt. Loan	815.04	3686.84
	4.3	Others	256203.17	187958.68
	4.4	Working Capital	2806.60	2461.94
		Total	259824.81	194107.46
5	Grant-in-aid		0.00	0.00
6	Current Assets, Loan & Advances		327001.69	283016.96
7	Current Liabilities & Provisions		54175.46	64119.47
8	Net Working Capital		272826.23	218897.49
9	Turnover/Revenue			
	9.1	from Govt. assigned activities	0.00	0.00
	9.2	from other core activities	534199.59	784006.48
	9.3	From miscellaneous activities	0.00	0.00
		Total	534199.59	784006.48
10	Profit / Loss (PAIT)			
	10.1	from Govt. assigned activities	0.00	0.00
	10.2	from other core activities	5868.06	10974.05
	10.3	From miscellaneous activities	0.00	0.00
		Total	5868.06	10974.05
11	Accumulated P/L		42346.6	51413.62
12	Dividend paid during the year		703.10	0.00
13	Status of Accounts (Audited upto the year)		2019-20	2020-21
14	Manpower			
	14.1	Sanctioned posts (Nos.)	846	834
	14.2	Filled up posts (Nos.)		
	1	No. of Group A employees	4	4
	2	No. of Group B employees	14	13
	3	No. of Group C employees	308	284
	4	No. of Group D employees	82	71
	A	Total (Regular posts 14.2(1) to 14.2(4))	408	372
	5	No. of Adhoc employees	0	0
	6	No. of contingency paid employees	0	0
	7	No. of work charged employees	0	0
	8	No. of contract employees	175	282
	B	Total (other than regular posts 14.2(5) to 14.2(8))	175	282
	C	Grand total (A+B)	583	654
	14.3	Actual expenditure (including DC)	5220.46	5678.53
Notes:- DC means Diminishing Cadre				

Haryana State Warehousing Corporation

Physical Performance for the years 2019-20 & 2020-21

Sr. No.	Particulars	2019-20				2020-21			
		Quantity (in Quintals)		Amount (Rs. in lakh)		Quantity (in Quintals)		Amount (Rs. in lakh)	
		Procurement/ Production	Sale	Procurement/ Production	Sale at MSP/CMR	Procurement/ Production	Sale	Procurement/ Production	Sale at MSP/CMR
1	Wheat	15384808	13335971	283080	242917	12967817	15660617	249630	295016
2	Paddy	9453171	5320274	173398	162641	8634780	6678800	163005	208157
3.	Bajra	1172839	237769	23457	3684	2704101	1716578	58138	30785
4.	Mustard	413876	408731	17383	16903	2941127	2893159	130145	193773
5.	Sunflower	46942	47239	2529	1742	93596	93502	93502	4329
6.	Moong	9987	8146	704	606	4870	1840	350	461
7	Gram	NA	NA	NA	NA	44109	35839	2150	1747

Haryana Police Housing Corporation Ltd.		
Company Profile		
1.1	Year of Incorporation (Date)	29.12.1989
1.2	Act under which incorporated	The Companies Act, 1956
1.3	Contact details (Registered / Corporate Office)	
	1.3.1 Address	Plot No. C-10, Sector-6, Panchkula
	1.3.2 District	Panchkula
	1.3.3 State	Haryana
	1.3.4 Pin	134109
	1.3.5 URL address, if any	-
	1.3.6 E-mail address, if any	hphc@hry.nic.in
	1.3.7 Telephone Numbers	0172-2561838
	1.3.8 Fax Numbers	0172-2571629
Main Objectives:-		
1. To undertake construction of residential and non residential buildings of Police Department.		

Haryana Police Housing Corporation. Ltd.				
Financial data for the years 2019-20 & 2020-21				
Sr. No.	Particulars		Rs. in Lakh	
			2019-20	2020-21
1	Authorised Capital		2500.00	2500.00
2	Paid up share capital			
	2.1	Central Govt.	0.00	0.00
	2.2	State Govt.	2499.99	2499.99
	2.3	Others	0.00	0.00
		Total	2499.99	2499.99
3	Reserves & Surplus		-458.18	-427.03
4	Loans			
	4.1	Central Govt. Loan	0.00	0.00
	4.2	State Govt. Loan	0.00	0.00
	4.3	Others	41950.00	40575.00
	4.4	Working Capital	0.00	0.00
		Total	41950.00	40575.00
5	Grant-in-aid		7033.84	15407.95
6	Current Assets, Loan & Advances		90846.97	100504.86
7	Current Liabilities & Provisions		55363.73	71130.54
8	Net Working Capital		35483.24	29374.32
9	Turnover/Revenue			
	9.1	from Govt. assigned activities	0.00	0.00
	9.2	from other core activities	53323.89	48619.69
	9.3	From miscellaneous activities	3.18	3.42
		Total	53327.07	48623.11
10	Profit / Loss (PAIT)			
	10.1	from Govt. assigned activities	0.00	0.00
	10.2	from other core activities	0.00	0.00
	10.3	From miscellaneous activities	-25.41	31.15
		Total	-25.41	31.15
11	Accumulated P/L		-458.18	-427.03
12	Dividend paid during the year		0.00	0.00
13	Status of Accounts (Audited upto the year)		2016-17	2016-17
14	Manpower			
	14.1	Sanctioned posts (Nos.)	287	283
	14.2	Filled up posts (Nos.)		
	1	No. of Group A employees	18	18
	2	No. of Group B employees	35	36
	3	No. of Group C employees	90	98
	4	No. of Group D employees	66	61
	A	Total (Regular posts 14.2(1) to 14.2(4))	209	213
	5	No. of Adhoc employees	0	0
	6	No. of contingency paid employees	0	0
	7	No. of work charged employees	0	0
	8	No. of contract employees	228	224
	B	Total (other than regular posts 14.2(5) to 14.2(8))	228	224
	C	Grand total (A+B)	437	437
	14.3	Actual expenditure (including DC)	2173.55	2452.64
Notes:- DC means Diminishing Cadre				

Haryana Police Housing Corporation Ltd.

Physical Performance for the years 2019-20 & 2019-20

Sr. No	Particulars	2019-20				2020-21			
		Quantity		Amount (Rs. in lacs)		Quantity		Amount (Rs. in lacs)	
		Procurement /Production	Sale	Procurement /Production	Sale (total exp. On cont. works)	Procurement /Production	Sale	Procurement /Production	Sale (total exp. On cont.works)
1	Haryana Police Housing Corporation undertakes the construction works of residential buildings of Police Department. In addition the corporation is also executing the works of Jail Deptt. and State Vigilance Bureau as well as works of other Boards/Corporations	174 (Project)	NA*	NA*	47172.81	176 (Project)	NA*	NA*	47985.00

Note: Haryana Police Housing Corporation is a construction agency and does not deal with procurement/production for the purpose of sale. However, Haryana Police Housing Corporation Ltd, Panchkula undertakes the construction work of buildings and on its completion handover the same to the Police Department for further allotment to the police personnel.

Haryana Scheduled Castes Finance and Development Corporation Ltd.

Company Profile

1.1	Year of Incorporation(Date)	02.01.1971
1.2	Act under which incorporated	The Companies Act, 1956
1.3	Contact details (Registered / Corporate Office)	
	1.3.1 Address	Plot No. 199, Industrial Area, Phase-1, Panchkula
	1.3.2 District	
	1.3.3 State	U.T. Chandigarh
	1.3.4 Pin	160022
	1.3.5 URL address, if any	http://hsfdc.org.in
	1.3.6 E-mail address, if any	hsfdc2427@gmail.com
	1.3.7 Telephone Numbers	0172-25057722/21
	1.3.8 Fax Numbers	-

Main Objectives:- To do and undertake the task of socio-economic and educational uplift of the Scheduled Castes in the State.

Haryana Schedule Caste Finance & development Corp. Ltd. (HSCF&DC)				
Financial data for the years 2019-20 & 2020-21				
Sr. No.	Particulars		Rs. in Lakh	
			2019-20	2020-21
1	Authorised Capital		8000.00	8000.00
2	Paid up share capital			
	2.1	Central Govt.	2392.34	2392.34
	2.2	State Govt.	2614.47	2614.47
	2.3	Others	0.00	0.00
		Total	5006.81	5006.81
3	Reserves & Surplus		2389.09	2389.09
4	Loans			
	4.1	Central Govt. Loan	0.00	0.00
	4.2	State Govt. Loan	0.00	0.00
	4.3	Others	1242.46	1208.45
	4.4	Working Capital	7087.46	7482.53
		Total	8329.92	8690.98
5	Grant-in-aid		0.00	0.00
6	Current Assets, Loan & Advances		11680.45	12230.73
7	Current Liabilities & Provisions		3030.83	3108.71
8	Net Working Capital		8649.62	9122.02
9	Turnover/Revenue			
	9.1	from Govt. assigned activities	0.00	0.00
	9.2	from other core activities	1390.00	1663.84
	9.3	From miscellaneous activities	0.00	0.00
		Total	1390.00	1663.84
10	Profit / Loss (PAIT)			
	10.1	from Govt. assigned activities	0.00	0.00
	10.2	from other core activities	549.64	505.03
	10.3	From miscellaneous activities	0.00	0.00
		Total	549.64	505.03
11	Accumulated P/L		2389.09	2894.13
12	Dividend paid during the year		0.00	0.00
13	Status of Accounts (Audited upto the year)		2017-18	2017-18
14	Manpower			
	14.1	Sanctioned posts (Nos.)	201	201
	14.2	Filled up posts (Nos.)	167	159
		1 No. of Group A employees	2	2
		2 No. of Group B employees	10	7
		3 No. of Group C employees	39	44
		4 No. of Group D employees	32	32
		A Total (Regular posts 14.2(1) to 14.2(4))	83	85
		5 No. of Adhoc employees	0	0
		6 No. of contingency paid employees	0	0
		7 No. of work charged employees	2	2
		8 No. of contract employees	82	72
		B Total (other than regular posts 14.2(5) to 14.2(8))	84	74
		C Grand total (A+B)	167	159
	14.3	Actual expenditure (including DC)	614.2	625.88
Notes:- DC means Diminishing Cadre				

Haryana Scheduled Castes Finance and Development Corporation Ltd.				
Physical Performance for the years 2019-20 & 2020-21				
Year	Target		Achievement	
	Physical	Financial (in lakhs)	Physical	Financial (in lakhs)
2019-20	15000	15281.50	3289	2574.26
2020-21	8000	7678.90	3059	1997.06

Haryana Backward Classes & Economically Weaker Sections Kalyan Nigam Ltd.

Company Profile

1.1	Year of Incorporation(Date)	10.12.1980
1.2	Act under which incorporated	The Companies Act, 1956
1.3	Contact details (Registered / Corporate Office)	
	1.3.1 Address	SCO No. 813-14, Sector 22-A, Chandigarh
	1.3.2 District	
	1.3.3 State	U.T. Chandigarh
	1.3.4 Pin	160022
	1.3.5 URL address, if any	-
	1.3.6 E-mail address, if any	hbckn22@gmail.com
	1.3.7 Telephone Numbers	0172-2701722, 2701074, 2780080
	1.3.8 Fax Numbers	

Main Objectives:-

- (1) To undertake the task of socio-economic and educational upliftment of the backward classes and economically weaker sections in the State.
- (2) To advance loans to members of backward classes and economically weaker sections individually or collectively for starting a profession, business, trade etc.

Haryana Backward Classes & Economically Weaker Section Kalyan Nigam Ltd. (HBCKN)				
Financial data for the years 2019-20 & 2020-21				
Sr. No.	Particulars			Rs. in Lakh
			2019-20	2020-21
1	Authorised Capital			6000.00
2	Paid up share capital			
	2.1	Central Govt.	0.00	0.00
	2.2	State Govt.	4427.49	4525.49
	2.3	Others	0.00	0.00
		Total	4427.49	4525.49
3	Reserves & Surplus			1295.96
4	Loans			
	4.1	Central Govt. Loan	0.00	0.00
	4.2	State Govt. Loan	0.00	0.00
	4.3	Others	8110.66	8863.22
	4.4	Working Capital	0.00	0.00
		Total	8110.66	8863.22
5	Grant-in-aid			7.83
6	Current Assets, Loan & Advances			6737.36
7	Current Liabilities & Provisions			2737.75
8	Net Working Capital			3999.61
9	Turnover/Revenue			
	9.1	from Govt. assigned activities	1449.22	1350.00
	9.2	from other core activities	0.00	0.00
	9.3	From miscellaneous activities	0.00	0.00
		Total	1449.22	1350.00
10	Profit / Loss (PAIT)			
	10.1	from Govt. assigned activities	585.00	300.42
	10.2	from other core activities	0.00	0.00
	10.3	From miscellaneous activities	0.00	0.00
		Total	585.00	300.42
11	Accumulated P/L			1295.96
12	Dividend paid during the year			0.00
13	Status of Accounts (Audited upto the year)			2018-19
14	Manpower			
	14.1	Sanctioned posts (Nos.)	131	131
	14.2	Filled up posts (Nos.)		
	1	No. of Group A employees	2	2
	2	No. of Group B employees	4	1
	3	No. of Group C employees	6	15
	4	No. of Group D employees	20	20
	A	Total (Regular posts 14.2(1) to 14.2(4))	32	38
	5	No. of Adhoc employees	0	0
	6	No. of contingency paid employees	0	0
	7	No. of work charged employees	0	0
	8	No. of contract employees	95	107
	B	Total (other than regular posts 14.2(5) to 14.2(8))	95	107
	C	Grand total (A+B)	127	145
	14.3	Actual expenditure (including DC)	474.88	489.21
Notes:- DC means Diminishing Cadre				

Haryana Women Development Corporation Ltd.		
Company Profile		
1.1	Year of Incorporation(Date)	31.03.1982
1.2	Act under which incorporated	The Companies Act, 1956
1.3	Contact details (Registered / Corporate Office)	
	1.3.1 Address	SCO-212, IInd Floor, Sector-14, Panchkula
	1.3.2 District	Panchkula
	1.3.3 State	Haryana
	1.3.4 Pin	134113
	1.3.5 URL address, if any	-
	1.3.6 E-mail address, if any	hwdc1982@gmail.com
	1.3.7 Telephone Numbers	0172-2564720
	1.3.8 Fax Numbers	0172-2560225
<p>Main Objectives:-</p> <p>(1) To promote activities for the welfare, development and advancement of women;</p> <p>(2) To undertake the task of socio-economic, health and educational awareness for women.</p> <p>(3) To promote, literacy, talent, skill, know-how, health awareness, enterprises, spirit of entrepreneurship and business acumen among women;</p> <p>(4) To identify trades, occupations, professions and industries which can be suitable for women and to train them for such trades, occupations, professions, industries and to formulate and devise employment schemes with a view to generate self employment for them.</p>		

Haryana Women Development Corp. Ltd. (HWDC)				
Financial data for the years 2019-20& 2020-21				
Sr. No.	Particulars		Rs. in Lakh	
			2019-20	2020-21
1	Authorised Capital		3000.00	3000.00
2	Paid up share capital			
	2.1	Central Govt.	110.00	110.00
	2.2	State Govt.	1551.00	1551.00
	2.3	Others	0.00	0.00
		Total	1661.00	1661.00
3	Reserves & Surplus		22.00	97.00
4	Loans			
	4.1	Central Govt. Loan	0.00	0.00
	4.2	State Govt. Loan	0.00	0.00
	4.3	Others	0.00	0.00
	4.4	Working Capital	0.00	0.00
		Total	0.00	0.00
5	Grant-in-aid		430.00	895.00
6	Current Assets, Loan & Advances		1835.00	2009.00
7	Current Liabilities & Provisions		53.00	52.00
8	Net Working Capital		1782.00	1957.00
9	Turnover/Revenue			
	9.1	from Govt. assigned activities	527.00	793.00
	9.2	from other core activities	0.00	0.00
	9.3	From miscellaneous activities	114.00	60.00
		Total	641.00	853.00
10	Profit / Loss (PAIT)			
	10.1	from Govt. assigned activities	-43.00	67.00
	10.2	from other core activities	0.00	0.00
	10.3	From miscellaneous activities	0.00	0.00
		Total	-43.00	67.00
11	Accumulated P/L		-56.00	11.00
12	Dividend paid during the year		0.00	0.00
13	Status of Accounts (Audited upto the year)		2017-18	2017-18
14	Manpower			
	14.1	Sanctioned posts (Nos.)	81	81
	14.2	Filled up posts (Nos.)		
	1	No. of Group A employees	2	1
	2	No. of Group B employees	8	6
	3	No. of Group C employees	9	18
	4	No. of Group D employees	15	14
	A	Total (Regular posts 14.2(1) to 14.2(4))	34	39
	5	No. of Adhoc employees	0	0
	6	No. of contingency paid employees	34	34
	7	No. of work charged employees	0	0
	8	No. of contract employees	2	2
	B	Total (other than regular posts 14.2(5) to 14.2(8))	36	36
	C	Grand total (A+B)	70	75
	14.3	Actual expenditure (including DC)	368.23	331.25
Notes:- DC means Diminishing Cadre				

Haryana Women Development Corporation Ltd.

Physical Performance for the years 2019-20 & 2020-21

Sr. No	Name of PSEs Particulars			FY 2019-20					FY 2020-21					
				Targets	Actual Achievement				Targets	Actual Achievement				
			Physical (in Unit)	Budget (Rs.lakh)	Physical (in Unit)	Col. 12 as a % of 10 i.e. Achievement as a % of target	Exp. (Rs.lakh)	Col. 14 as a % of 11 i.e. Achievement as a % of target	Physical (in Unit)	Budget (Rs.lakh)	Physical (in Unit)	Col. 18 as a % of 16 i.e. Achievement as a % of target	Exp. (Rs.lakh)	Col. 20 as a % of 17 i.e. Achievement as a % of target
1	2	3	10	11	12	13	14	15	16	17	18	19	20	21
1	Individual Loaning Scheme		2000		1388	69.40	80.32		1000	210.00	1069	106.90	152.98	
2	Education Loan Scheme	No target fixed it depends on Banks		150.00	422		174.79		No target fixed it depends on Banks		526		236.55	
	Total		2000	150.00	1810	69.40	255.11		1000	210.00	1595	106.90	389.53	

Haryana Forest Development Corporation Ltd.		
Company Profile		
1.1	Year of Incorporation(Date)	07.01.1989
1.2	Act under which incorporated	The Companies Act, 1956
1.3	Contact details (Registered / Corporate Office)	
	1.3.1 Address	Bays No. 27-28, Sector 4, Panchkula.
	1.3.2 District	Panchkula
	1.3.3 State	Haryana
	1.3.4 Pin	134112
	1.3.5 URL address, if any	www.hfdc.gov.in
	1.3.6 E-mail address, if any	md@hfdc.gov.in
	1.3.7 Telephone Numbers	0172-2564463, 2583620
	1.3.8 Fax Numbers	0172-2582307
<p>Main Objectives:-</p> <p>The main objective of the Company as per Memorandum and Articles of Association are as under:</p> <ol style="list-style-type: none"> (1) To assure reasonable prices to the farmers for their standing trees and other forest produce. (2) To generate employment opportunities in rural areas. (3) To increase financial status of farming and labour community. (4) To promote development of forest based and allied industries. (5) To stabilize timber and fuel wood prices in open market. (6) To protect the forest producers from exploitation of the middlemen and to safeguard the interest of the consumers by undertaking proper and scientific exploitation of the forest resources of the state and if necessary outside it, in order to obtain the maximum financial return therefore. (7) To transfer related technology to farmers. (8) Tree felling and wood extraction from government forests earmarked to the Haryana Forest Development Corporation Limited, development of forests and raising of plantations. 		

Haryana Forest Development Corporation. Ltd. (HFDC)						
Financial data for the years 2019-20 & 2020-21						
Sr. No.	Particulars				Rs. in Lakh	
					2019-20	2020-21
1	Authorised Capital				500.00	500.00
2	Paid up share capital					
	2.1	Central Govt.			0.00	0.00
	2.2	State Govt.			20.03	20.03
	2.3	Others			0.00	0.00
		Total			20.03	20.03
3	Reserves & Surplus				5382.43	6211.22
4	Loans					
	4.1	Central Govt. Loan			0.00	0.00
	4.2	State Govt. Loan			0.00	0.00
	4.3	Others			0.00	0.00
	4.4	Working Capital			0.00	0.00
		Total			0.00	0.00
5	Grant-in-aid				0.00	0.00
6	Current Assets, Loan & Advances				9245.26	11381.00
7	Current Liabilities & Provisions				5178.79	6394.00
8	Net Working Capital				4066.47	4987.00
9	Turnover/Revenue					
	9.1	from Govt. assigned activities			1809.54	2906.53
	9.2	from other core activities			4659.53	5521.71
	9.3	From miscellaneous activities			0.00	0.00
		Total			6469.07	8428.24
10	Profit / Loss (PAIT)					
	10.1	from Govt. assigned activities			0.00	0.00
	10.2	from other core activities			243.74	828.79
	10.3	From miscellaneous activities			0.00	0.00
		Total			243.74	828.79
11	Accumulated P/L				5382.43	6211.22
12	Dividend paid during the year				6.01	0.00
13	Status of Accounts (Audited upto the year)				2018-19	2018-19
14	Manpower					
	14.1	Sanctioned posts (Nos.)			237	237
	14.2	Filled up posts (Nos.)			77	76
		1	No. of Group A employees		4	5
		2	No. of Group B employees		11	11
		3	No. of Group C employees		56	57
		4	No. of Group D employees		6	7
		A	Total (Regular posts 14.2(1) to 14.2(4)		77	80
		5	No. of Adhoc employees		0	0
		6	No. of contingency paid employees		0	0
		7	No. of work charged employees		0	0
		8	No. of contract employees		180	158
		B	Total (other than regular posts 14.2(5) to 14.2(8)		180	158
		C	Grand total (A+B)		257	238
	14.3	Actual expenditure (including DC)			851.38	1035.48
Notes:- DC means Diminishing Cadre						

Haryana Forest Development Corporation Ltd									
Physical Performance for the years 2019-20 & 2020-21									
Sr. No.	Particulars	2019-20				2020-21			
		Quantity		Amount (Rs. in lacs)		Quantity		Amount (Rs. in lacs)	
		Procurement/ Production	Sale	Procurement /Production	Sale	Procurement /Production	Sale	Procurement /Production	Sale
1	Tree Felling & Conversion	121107	Timber GI G II	62999 24646 9948		150840	Timber GI G II	83516 32630 15324	
2.	Royalty paid		Forest Department & others	1853.68			Forest Department & others	2413.25	
3.	Sale of Timber/ fuel wood				4708.01				5521.71
4.	Furniture				1036.84				1101.38
5.	W/creates				0.00				0.00
6.	N/Bags				353.68				401.48
7.	Projects				24.64				29.88
8.	Tree Guards				61.96				264.78
9.	RCC Pillar/fence				31.45				515.70
10.	Plants				98.50				18.69
11.	Root Trainer				1.48				0.00
12.	Standing Trees				1.54				0.00
13.	B/Wire				108.05				253.17
14.	Miscellaneous				0.04				0.00
15.	Crop Production				12.12				0.00
16.	Other Income/Expenses				35.57				321.45
	Total				6469.07				8428.24

Haryana State Roads and Bridges Development Corporation Ltd.

Company Profile

1.1	Year of Incorporation(Date)	13.05.1999
1.2	Act under which incorporated	The Companies Act, 1956
1.3	Contact details (Registered / Corporate Office)	0172-2585265
1.3.1	Address	Bays No. 13-14, Sector-2, Panchkula
1.3.2	District	Panchkula
1.3.3	State	Haryana
1.3.4	Pin	134109
1.3.5	URL address, if any	-
1.3.6	E-mail address, if any	edhsrdc@gmail.com mdhsrdc@yahoo.co.in
1.3.7	Telephone Numbers	0172-2585265
1.3.8	Fax Numbers	0172-2583264

Main Objectives:-

- 1) To construct, erect, build, re-model, repair, execute, develop, improve, administer, manage, control, maintain, demolish, grade, curve, pave, macadamize, cement, highways, expressways, roads, paths, streets, bridges, sideways, by-passes, tunnels, pavements, reclamation, improvements, road over bridges, road under bridges, underground roads, or any other structural or architectural work.
- 2) To do other similar construction, leveling or paving work at present being a part of the activity of the Haryana Public Works Department on Build, Operate and Transfer (BOT) or Build-Own-Operate and Transfer (BOOT) or Build-Operate-Lease and Transfer (BOLT) basis/or on any other scheme in a manner which will facilitate to undertake the above mentioned work.

Haryana State Roads & Bridge Development Corp. Ltd. (HSR&BDC)				
Financial data for the years 2019-20 & 2020-21				
Sr. No.	Particulars		Rs. in Lakh	
			2019-20	2020-21
1	Authorised Capital		12500.00	12500.00
2	Paid up share capital			
	2.1	Central Govt.	0.00	0.00
	2.2	State Govt.	12204.23	12204.23
	2.3	Others	0.00	0.00
		Total	12204.23	12204.23
3	Reserves & Surplus		14976.57	17317.21
4	Loans			
	4.1	Central Govt. Loan	0.00	0.00
	4.2	State Govt. Loan	0.00	0.00
	4.3	Others	0.00	0.00
	4.4	Working Capital	0.00	0.00
		Total	0.00	0.00
5	Grant-in-aid		0.00	0.00
6	Current Assets, Loan & Advances		49775.77	54777.65
7	Current Liabilities & Provisions		9311.86	15447.39
8	Net Working Capital		40463.91	39330.26
9	Turnover/Revenue			
	9.1	from Govt. assigned activities	0.00	0.00
	9.2	from other core activities	127.75	141.81
	9.3	From miscellaneous activities	2728.86	2313.13
		Total	2856.61	2454.94
10	Profit / Loss (PAIT)			
	10.1	from Govt. assigned activities	0.00	0.00
	10.2	from other core activities	1467.68	2340.64
	10.3	From miscellaneous activities	0.00	0.00
		Total	1467.68	2340.64
11	Accumulated P/L		14976.57	17317.21
12	Dividend paid during the year		0.00	0.00
13	Status of Accounts (Audited upto the year)		2019-20	2019-20
14	Manpower			
	14.1	Sanctioned posts (Nos.)	88	88
	14.2	Filled up posts (Nos.)		
	1	No. of Group A employees	6	10
	2	No. of Group B employees	5	12
	3	No. of Group C employees	2	3
	4	No. of Group D employees	0	0
	A	Total (Regular posts 14.2(1) to 14.2(4))	13	25
	5	No. of Adhoc employees	0	0
	6	No. of contingency paid employees	0	0
	7	No. of work charged employees	0	0
	8	No. of contract employees	52	52
	B	Total (other than regular posts 14.2(5) to 14.2(8))	52	52
	C	Grand total (A+B)	65	77
	14.3	Actual expenditure (including DC)	882.72	903.65
Notes:- DC means Diminishing Cadre				

Haryana State Roads & Bridges Development Corporation Ltd.			
Physical Performance for the Years 2019-20 & 2020-21			
		2019-20	2020-21
Sr. No.	Particulars	(Rs. In lakhs)	(Rs. In lakhs)
1	Construction/ Repair works at Bhagat Phool Singh Mahila Vishvavidyalya, Khanpur Kalan (Sonepat)	Nil	1.93
2.	Construction work of colony at Deenbandhu Chhottu Ram Thermal Power Project at Yamuna Nagar	Nil	24.50
3.	Work Under NCR PB,ROB and Roads	9846.98	9990.25
4.	Construction of DCRU Library & CIPIT Murthal	216.18	1.93
5.	Construction of Regional Centre Jind	0.36	Nil
6	Construction at PTPS Panipat	2.55	Nil
7	Const. of Medical College - Jind	21.42	235.31
8	Teaching Block at Regional Centre Kharal in Jind	169.83	485.44
9	Teaching Block at Regional Centre Krishan Nagar (Lula Ahir) in Rewari	147.74	77.53
10	Teaching Block at Regional Centre at Bhainsawal	Nil	119.90
11	2 Lane RUB on Sonepat Ganaur Road (CONCOR)	Nil	Nil
	Total	10405.06	10938.39

Haryana Financial Corporation		
Company Profile		
1.1	Year of Incorporation(Date)	01.04.1967
1.2	Act under which incorporated	The State Financial Corporations Act, 1951
1.3	Contact details (Registered / Corporate Office)	
	1.3.1 Address	30 Bays Building, Sector 17-C, Chandigarh
	1.3.2 District	Chandigarh
	1.3.3 State	U.T. , Chandigarh
	1.3.4 Pin	160017
	1.3.5 URL address, if any	www.hfcindia.org.in
	1.3.6 E-mail address, if any	contact@hfcindia.org.in
	1.3.7 Telephone Numbers	0172-2702755-57
	1.3.8 Fax Numbers	0172-2721624
<p>Main Objectives:-</p> <p>(1) Granting loans or advances or subscribing to debentures of industrial concerns</p> <p>(2) Acting as an agent of the central government or the state government or the Industrial Development Bank of India or the Industrial Finance Corporation of India in respect of any matter concerned with or arising out of the grant of loans or advances to the industrial concerns or subscription to debentures of industrial concerns.</p> <p>(3) Guarantee on loans raised by industrial concerns.</p> <p>(4) Underwriting of the issue of stock, shares, bonds or debentures by industrial concerns.</p> <p>(5) Providing seed capital, interest free loans, industrial subsidies and such other financial assistance/service as may be necessary for establishment, promotion, expansion or revival of industrial concerns.</p>		

Haryana Financial Corporation Ltd. (HFC)						
Financial data for the years 2019-20 & 2020-21						
Sr. No.	Particulars				Rs. in Lakh	
					2019-20	2020-21)
1	Authorised Capital				30000.00	30000.00
2	Paid up share capital					
	2.1	Central Govt.			0.00	0.00
	2.2	State Govt.			20201.17	20201.17
	2.3	Others			564.64	564.64
		Total			20765.81	20765.81
3	Reserves & Surplus				1658.19	1658.19
4	Loans					
	4.1	Central Govt. Loan			0.00	0.00
	4.2	State Govt. Loan			0.00	0.00
	4.3	Others			0.00	0.00
	4.4	Working Capital			0.00	0.00
		Total			0.00	0.00
5	Grant-in-aid				0.00	0.00
6	Current Assets, Loan & Advances				2733.27	2542.76
7	Current Liabilities & Provisions				6432.46	6070.60
8	Net Working Capital				-3699.19	-3527.84
9	Turnover/Revenue					
	9.1	from Govt. assigned activities			0.00	0.00
	9.2	from other core activities			257.01	0.43
	9.3	From miscellaneous activities			326.87	359.35
		Total			583.88	359.78
10	Profit / Loss (PAIT)					
	10.1	from Govt. assigned activities			0.00	0.00
	10.2	from other core activities			-184.68	155.44
	10.3	From miscellaneous activities			0.00	0.00
		Total			-184.68	155.44
11	Accumulated P/L				-10934.11	-10778.67
12	Dividend paid during the year				0.00	0.00
13	Status of Accounts (Audited upto the year)				2019-20	2019-20
14	Manpower					
	14.1	Sanctioned posts (Nos.)			203	203
	14.2	Filled up posts (Nos.)				
		1	No. of Group A employees		8	8
		2	No. of Group B employees		16	13
		3	No. of Group C employees		4	3
		4	No. of Group D employees		0	0
		A	Total (Regular posts 14.2(1) to 14.2(4)		28	24
		5	No. of Adhoc employees		0	0
		6	No. of contingency paid employees		0	0
		7	No. of work charged employees		0	0
		8	No. of contract employees		17	14
		B	Total (other than regular posts 14.2(5) to 14.2(8)		17	14
		C	Grand total (A+B)		45	38
	14.3	Actual expenditure (including DC)			449.15	385.52
Notes:- DC means Diminishing Cadre						

Haryana Financial Corporation			
Physical Performance for the years 2019-20 & 2020-21			
Sr. No.	Particulars	2019-20	2020-21
1		(Rs. in lakhs)	
i)	Target	1080	Nil
ii)	Actual recovery	255	Nil

Haryana State Industrial and Infrastructure Development Corporation Ltd.

Company Profile

1.1	Year of Incorporation(Date)	1967
1.2	Act under which incorporated	The Companies Act, 1956
1.3	Contact details (Registered / Corporate Office)	
	1.3.1 Address	No. C. 13-14, Institutional Area, Sector-6, Panchkula
	1.3.2 District	Panchkula
	1.3.3 State	Haryana
	1.3.4 Pin	134109
	1.3.5 URL address, if any	www.hsiidc.org.in
	1.3.6 E-mail address, if any	contactus@hsiidc.org.in
	1.3.7 Telephone Numbers	0172-2590481-83
	1.3.8 Fax Numbers	0172-2590474

Main Objectives:-

- 1) Setting up of industrial units in the Public/Joint/Assisted Sectors.
- 2) Term lending to industrial units under the Refinance Scheme of IDBI.
- 3) Development of industrial complexes/estates and ancillary industrial estates.

Haryana State Industries and Infrastructure Development Corp. Ltd. (HSIIDC)					
Financial data for the years 2019-20 & 2020-21					
Sr. No.	Particulars			Rs. in Lakh	
				2019-20	2020-21
1	Authorised Capital			7500.00	7500.00
2	Paid up share capital				
	2.1	Central Govt.		0.00	0.00
	2.2	State Govt.		4887.00	4888.00
	2.3	Others		0.00	0.00
		Total		4887.00	4888.00
3	Reserves & Surplus			279980.00	291049.00
4	Loans				
	4.1	Central Govt. Loan		0.00	0.00
	4.2	State Govt. Loan		0.00	0.00
	4.3	Others		511356.00	506397.00
	4.4	Working Capital		783665.00	794972.00
		Total		1295021.00	1301369.00
5	Grant-in-aid			1251.00	2868.00
6	Current Assets, Loan & Advances			2510348.00	2874441.00
7	Current Liabilities & Provisions			2330149.00	2458433.00
8	Net Working Capital			180199.00	416008.00
9	Turnover/Revenue				
	9.1	from Govt. assigned activities		0.00	0.00
	9.2	from other core activities		201755.00	144199.00
	9.3	From miscellaneous activities		0.00	0.00
		Total		201755.00	144199.00
10	Profit / Loss (PAIT)				
	10.1	from Govt. assigned activities		0.00	0.00
	10.2	from other core activities		17190.00	11072.00
	10.3	From miscellaneous activities		0.00	0.00
		Total		17190.00	11072.00
11	Accumulated P/L			264669.00	275741.00
12	Dividend paid during the year			1000.00	0.00
13	Status of Accounts (Audited upto the year)			2018-19	2018-19
14	Manpower				
	14.1	Sanctioned posts (Nos.)		1099	1099
	14.2	Filled up posts (Nos.)			
		1	No. of Group A employees	30	29
		2	No. of Group B employees	141	139
		3	No. of Group C employees	157	137
		4	No. of Group D employees	120	116
		A	Total (Regular posts 14.2(1) to 14.2(4))	448	421
		5	No. of Adhoc employees	0	0
		6	No. of contingency paid employees	0	0
		7	No. of work charged employees	0	0
		8	No. of contract employees	867	846
		B	Total (other than regular posts 14.2(5) to 14.2(8))	867	846
		C	Grand total (A+B)	1315	1267
	14.3	Actual expenditure (including DC)		4578.00	4704.00
Notes:- DC means Diminishing Cadre					

Haryana Power Generation Corporation Ltd.		
	Company Profile	
1.1	Year of Incorporation(Date)	14.08.1998
1.2	Act under which incorporated	The Companies Act, 1956
1.3	Contact details (Registered / Corporate Office)	
	1.3.1 Address	C-7, Urja Bhawan, Sector-6, Panchkula
	1.3.2 District	Panchkula
	1.3.3 State	Haryana
	1.3.4 Pin	134109
	1.3.5 URL address, if any	www.hpgcl.org.in
	1.3.6 E-mail address, if any	hpgc@hry.nic.in ; md@hpgcl.org.in
	1.3.7 Telephone Numbers	0172-5023480
	1.3.8 Fax Numbers	0172-5022400
<p>Main Objectives:-</p> <ol style="list-style-type: none"> 1) To provide cost effective, uninterrupted quality power at optimum efficiency. 2) To make Haryana a power surplus state by maximising generation from existing plants and by planning and implementing new generation projects. 3) To explore all possible alternate sources of power generation. 		

Haryana Power Generation Corporation (HPGCL)				
Financial data for the years 2019-20 & 2020-21				
Sr. No.	Particulars		Rs. in Lakh	
			2019-20	2020-21
1	Authorised Capital		400000.00	400000.00
2	Paid up share capital			
	2.1	Central Govt.	0.00	0.00
	2.2	State Govt.	306934.42	315367.46
	2.3	Others	2202.26	3461.56
		Total	309136.68	318829.02
3	Reserves & Surplus		44670.50	49029.00
4	Loans			
	4.1	Central Govt. Loan	310.80	296.00
	4.2	State Govt. Loan	0.00	0.00
	4.3	Others	76420.74	44635.45
	4.4	Working Capital	23203.56	25564.42
		Total	99935.1	70495.87
5	Grant-in-aid			
6	Current Assets, Loan & Advances		203132.54	129130.52
7	Current Liabilities & Provisions		130510.59	123380.01
8	Net Working Capital		72621.95	5750.51
9	Turnover/Revenue			
	9.1	from Govt. assigned activities	420659.85	299203.15
	9.2	from other core activities	0.00	0.00
	9.3	From miscellaneous activities	999.02	1789.93
		Total	421658.87	300993.08
10	Profit / Loss (PAIT)			
	10.1	from Govt. assigned activities	3672.5	-19582.45
	10.2	from other core activities	0.00	0.00
	10.3	From miscellaneous activities	0.00	0.00
		Total	3672.5	-19582.45
11	Accumulated P/L		19816.94	236.49
12	Dividend paid during the year		0.00	0.00
13	Status of Accounts (Audited upto the year)		2019-20	2020-21
14	Manpower			
	14.1	Sanctioned posts (Nos.)	3815	3815
	14.2	Filled up posts (Nos.)	2615	2469
	1	No. of Group A employees	482	475
	2	No. of Group B employees	289	288
	3	No. of Group C employees	1573	1471
	4	No. of Group D employees	271	235
	A	Total (Regular posts 14.2(1) to 14.2(4))	2615	2469
	5	No. of Adhoc employees	0	0
	6	No. of contingency paid employees	0	0
	7	No. of work charged employees	0	0
	8	No. of contract employees	3031	3076
	B	Total (other than regular posts 14.2(5) to 14.2(8))	3031	3076
	C	Grand total (A+B)	5646	5545
	14.3	Actual expenditure (including DC)	63765.37	63785.90
Notes:- DC means Diminishing Cadre				

Haryana Power Generation Corporation Ltd.									
Physical Performance for the years 2019-20 & 2020-21									
Sr. No.	Particulars	2019-20				2020-21			
		Quantity		Amount (Rs. in lacs)		Quantity		Amount (Rs. in lacs)	
		Production	Sale	Production	Sale	Production	Sale	Production	Sale
1	Generation of power (million units)	7345.52	6765.99	0	420659.85	5726.58	5267.81	0	299203.15
	Total	7345.52	6765.99	0	420659.85	5726.58	5267.81	0	299203.15

Haryana Vidyut Prasaran Nigam Ltd.		
Company Profile		
1.1	Year of Incorporation(Date)	14.08.1998 (on bifurcation of Haryana State Electricity Board)
1.2	Act under which incorporated	The Companies Act, 1956
1.3	Contact details (Registered / Corporate Office)	
	1.3.1 Address	Shakti Bhawan, Sector-6, Panchkula
	1.3.2 District	Panchkula
	1.3.3 State	Haryana
	1.3.4 Pin	134 109
	1.3.5 URL address, if any	www.hvpn.gov.in
	1.3.6 E-mail address, if any	hvpn@hry.nic.in
	1.3.7 Telephone Numbers	0172-2561931-39
	1.3.8 Fax Numbers	0172-2565746
<p>Main Objectives:-</p> <ol style="list-style-type: none"> 1. Planning, designing, construction, erection and maintenance of transmission lines, sub-stations of voltage level 600KV & above and communication facilities. 2. To maintain an integrated and efficient power transmission system network. 3. Wheeling of power in accordance with the policies, guidelines laid down by the State Government and Haryana Electricity Regularity Commission (HERC) from time to time. 		

Haryana Vidyut Prasaran Nigam Ltd. (HVPNL)				
Financial data for the years 2019-20 & 2020-21				
Sr. No.	Particulars		Rs. in Lakh	
			2019-20	2020-21
1	Authorised Capital		500000.00	500000.00
2	Paid up share capital			
	2.1	Central Govt.	0.00	0.00
	2.2	State Govt.	381184.08	399015.08
	2.3	Others	0.00	0.00
		Total	381184.08	399015.08
3	Reserves & Surplus		89569.63	68252.66
4	Loans			
	4.1	Central Govt. Loan	0.00	0.00
	4.2	State Govt. Loan	0.00	0.00
	4.3	Others	458862.07	415465.71
	4.4	Working Capital	800.04	14028.40
		Total	459662.11	429494.11
5	Grant-in-aid		0.00	0.00
6	Current Assets, Loan & Advances		91576.77	103162.35
7	Current Liabilities & Provisions		122750.87	102153.21
8	Net Working Capital		-31174.10	1009.14
9	Turnover/Revenue			
	9.1	from Govt. assigned activities	164066.51	144984.35
	9.2	from other core activities	0.00	0.00
	9.3	From miscellaneous activities	32521.07	19504.84
		Total	196587.58	164489.19
10	Profit / Loss (PAIT)			
	10.1	from Govt. assigned activities	6136.75	16166.47
	10.2	from other core activities	0.00	0.00
	10.3	From miscellaneous activities	0.00	0.00
		Total	6136.75	16166.47
11	Accumulated P/L		49827.13	54518.66
12	Dividend paid during the year		0.00	0.00
13	Status of Accounts (Audited upto the year)		2019-20	2020-21
14	Manpower			
	14.1	Sanctioned posts (Nos.)	10480	10480
	14.2	Filled up posts (Nos.)		
	1	No. of Group A employees	253	252
	2	No. of Group B employees	236	238
	3	No. of Group C employees	3604	3672
	4	No. of Group D employees	434	422
	A	Total (Regular posts 14.2(1) to 14.2(4))	4527	4584
	5	No. of Adhoc employees	0	0
	6	No. of contingency paid employees	0	0
	7	No. of work charged employees	0	0
	8	No. of contract employees	2556	2528
	B	Total (other than regular posts 14.2(5) to 14.2(8))	2556	2528
	C	Grand total (A+B)	7083	7112
	14.3	Actual expenditure (including DC)	72307.69	79000.66
Notes:- DC means Diminishing Cadre				

Haryana Vidyut Prasaran Nigam Ltd.					
Physical Performance for the years 2019-20 & 2020-21					
Sr. No.	Particulars	2019-20		2020-21	
		Units (in lakh)	Amt (in lakh)	Units (in lakh)	Amt (in lakh)
1	Total units wheeled (in WM)	559731.04	138135.19	516,631.45	117,655.50
2.	Total No. of Units received/sold	33074.81	25931.32	30,558.13	28,215.95

Uttar Haryana Bijli Vitran Nigam Ltd.		
Company Profile		
1.1	Year of Incorporation (Date)	15.03.1999
1.2	Act under which incorporated	The Companies Act, 1956
1.3	Contact details (Registered / Corporate Office)	
	1.3.1 Address	C-16, Vidyut Sadan, Sector-6, Panchkula
	1.3.2 District	Panchkula
	1.3.3 State	Haryana
	1.3.4 Pin	134 109
	1.3.5 URL address, if any	www.uhbvn.com
	1.3.6 E-mail address, if any	dstuhbvn@gmail.com
	1.3.7 Telephone Numbers	0172-3019173-175
	1.3.8 Fax Numbers	0172-3019121
<p>Main Objectives:-</p> <ol style="list-style-type: none"> 1.To arrange for the supply of electricity that may be required within the jurisdiction of UHBVN in an efficient & economical manner, with particular reference to the areas, which are not for the time being supplied or adequately supplied with electricity. 2. To supply electricity as soon as practicable to a licensee/other person requiring such supply. 3. To exercise such control in relation to the generation, distribution & utilization of electricity within the area of jurisdiction of UHBVN. 4. To collect data on the demand for, and the use of, electricity & to formulate perspective plans in co-ordination with the generating company or generating companies, if any, operating in the state for generation, transmission and distribution of electricity within its jurisdiction. 5. To prepare and carry out schemes for transmission, distribution & generally for promoting the use of electricity within the State. 		

Uttar Haryana Bijli Vitran Nigam Ltd. (UHBVNL)				
Financial data for the years 2019-20& 2020-21				
Sr. No.	Particulars		Rs. in Lakh	
			2019-20	2020-21
1	Authorised Capital		1700000.00	1700000.00
2	Paid up share capital			
	2.1	Central Govt.	0.00	0.00
	2.2	State Govt.	1496465.94	1515903.44
	2.3	Others	54698.55	54698.55
		Total	1551164.49	1570601.99
3	Reserves & Surplus		71153.74	77713.43
4	Loans			
	4.1	Central Govt. Loan		
	4.2	State Govt. Loan	12828.03	8877.00
	4.3	Others	302892.02	326329.25
	4.4	Working Capital	40705.73	165.39
		Total	356425.78	335371.64
5	Grant-in-aid		383768.60	278266.25
6	Current Assets, Loan & Advances		173635.78	191733.20
7	Current Liabilities & Provisions		389749.93	359515.05
8	Net Working Capital		-216114.15	-167781.85
9	Turnover/Revenue			
	9.1	from Govt. assigned activities	0.00	0.00
	9.2	from other core activities	1385565.39	1257250.17
	9.3	From miscellaneous activities	0.00	0.00
		Total	1385565.39	1257250.17
10	Profit / Loss (PAIT)			
	10.1	from Govt. assigned activities	0.00	0.00
	10.2	from other core activities	21771.64	39706.69
	10.3	From miscellaneous activities	0.00	0.00
		Total	21771.64	39706.69
11	Accumulated P/L		-1539640.33	-1499933.64
12	Dividend paid during the year		0.00	0.00
13	Status of Accounts (Audited upto the year)		2019-20	2020-21
14	Manpower			
	14.1	Sanctioned posts (Nos.)	18193	17422
	14.2	Filled up posts (Nos.)	12621	12332
	1	No. of Group A employees	185	95
	2	No. of Group B employees	140	265
	3	No. of Group C employees	6953	6631
	4	No. of Group D employees	353	323
	A	Total (Regular posts 14.2(1) to 14.2(4)	7631	7314
	5	No. of Adhoc employees	0	0
	6	No. of contingency paid employees	0	0
	7	No. of work charged employees	0	0
	8	No. of contract employees	4990	5018
	B	Total (other than regular posts 14.2(5) to 14.2(8)	4990	5018
	C	Grand total (A+B)	12621	12332
	14.3	Actual expenditure (including DC)	110184.20	119366.30
Notes:- DC means Diminishing Cadre				

Uttar Haryana Bijli Vitran Nigam Ltd.									
Physical Performance for the years 2019-20 & 2020-21									
Sr. No.	Particulars	2019-20				2020-21			
		Quantity		Amount (Rs. in crore)		Quantity		Amount (Rs. in crore)	
		Procurement/ Production	Sale	Procurement/ Production	Sale	Procurement/ Production	Sale	Procurement/ Production	Sale
1.	Purchase	23414.14		11269.42		22563.73		987526.45	
2.	Sale (within State)		17620.86		921198.65		17559.92		920869.03
3.	Sale (outside State)		841.90		33585.71		518.11		20564.97

Dakshin Haryana Bijli Vitran Nigam Ltd.		
Company Profile		
1.1	Year of Incorporation(Date)	15.03.1999
1.2	Act under which incorporated	The Companies Act, 1956
1.3	Contact details (Registered / Corporate Office)	
	1.3.1 Address	Vidyut Sadan, Vidyut Nagar, Hisar-125005,Haryana
	1.3.2 District	Hisar
	1.3.3 State	Haryana
	1.3.4 Pin	125005
	1.3.5 URL address, if any	http://www.dhbvn.org.in/web/portal/home
	1.3.6 E-mail address, if any	md@dhbvn.org.in & 1912@dhbvn.org.in
	1.3.7 Telephone Numbers	01662- 223392
	1.3.8 Fax Numbers	01662- 223098
<p>Main Objectives:-</p> <p>Distribution /sale of electrical energy in a southern district of Haryana namely Faridabad, Palwal, Gurugram, Mewat, Rewari, M/Garh, Bhiwani, Hisar, Fatehabad, Sirsa & Jind.</p>		

Dakshin Haryana Bijli Vitran Nigam Ltd. (DHBVNL)				
Financial data for the years 2019-20 & 2020-21				
Sr. No.	Particulars		Rs. in Lakh	
			2019-20	2020-21
1	Authorised Capital		2500000.00	2500000.00
2	Paid up share capital			
	2.1	Central Govt.	0.00	0.00
	2.2	State Govt.	1317722.10	1339791.65
	2.3	Others	43727.41	43727.41
		Total	1361449.51	1383519.06
3	Reserves & Surplus		-1160552.49	-1128237.41
4	Loans			
	4.1	Central Govt. Loan	0.00	0.00
	4.2	State Govt. Loan	24694.26	20638.76
	4.3	Others	226661.99	247132.93
	4.4	Working Capital	70403.66	59616.12
		Total	321759.91	327387.81
5	Grant-in-aid		31008.03	37781.40
6	Current Assets, Loan & Advances		307914.61	323208.67
7	Current Liabilities & Provisions		362623.18	366732.24
8	Net Working Capital		-54708.57	-43523.57
9	Turnover/Revenue			
	9.1	from Govt. assigned activities	0.00	0.00
	9.2	from other core activities	1765841.91	1610214.99
	9.3	From miscellaneous activities	0.00	0.00
		Total	1765841.91	1610214.99
10	Profit / Loss (PAIT)			
	10.1	from Govt. assigned activities	0.00	0.00
	10.2	from other core activities	11367.22	23960.60
	10.3	From miscellaneous activities	0.00	0.00
		Total	11367.22	23960.60
11	Accumulated P/L		-1358141.71	-1334188.11
12	Dividend paid during the year		0.00	0.00
13	Status of Accounts (Audited upto the year)		2019-20	2020-21
14	Manpower			
	14.1	Sanctioned posts (Nos.)	18825	18855
	14.2	Filled up posts (Nos.)		
	1	No. of Group A employees	100	100
	2	No. of Group B employees	180	244
	3	No. of Group C employees	8341	8308
	4	No. of Group D employees	328	286
	A	Total (Regular posts 14.2(1) to 14.2(4)	8949	8938
	5	No. of Adhoc employees	0	0
	6	No. of contingency paid employees	0	0
	7	No. of work charged employees	0	0
	8	No. of contract employees	7889	7827
	B	Total (other than regular posts 14.2(5) to 14.2(8)	7889	7827
	C	Grand total (A+B)	16838	16765
	14.3	Actual expenditure (including DC)	136157.16	122781.69
Notes:- DC means Diminishing Cadre				

Dakshin Haryana Bijli Vitran Nigam Ltd.									
Physical Performance for the years 2019-20 & 2020-21									
Sr. No.	Particulars	2019-20				2020-21			
		Quantity (in Mu)		Amount (Rs. in Lakh)		Quantity (in Mu)		Amount (Rs. in Lakh)	
		Procurement /Production	Sale	Procurement /Production	Sale	Procurement /Production	Sale	Procurement /Production	Sale
1.	Electricity Units	32,0381.98	266580.2	1529157.79	1396762.84	311979.27	250867.40	1356169.47	1548996.32

Haryana Tourism Corporation Ltd.		
Company Profile		
1.1	Year of Incorporation(Date)	1.5.1974
1.2	Act under which incorporated	The Companies Act, 1956
1.3	Contact details (Registered / Corporate Office)	
	1.3.1 Address	SCO No. 17-18-19, Sector 17-B, Chandigarh
	1.3.2 District	
	1.3.3 State	U.T. Chandigarh
	1.3.4 Pin	160017
	1.3.5 URL address, if any	www.haryanatourism.com
	1.3.6 E-mail address, if any	haryanatourism@gmail.com & htdcle@hry.nic.in
	1.3.7 Telephone Numbers	0172-2702955-56-57, 2770036
	1.3.8 Fax Numbers	0172-2703185
<p>Main Objectives:-</p> <p>1) To purchase, acquire, develop and take over from time to time all or any of the restaurants, bars, liquor vends, bonded warehouses, wholesale and retail vends of foreign liquor, cafeterias, canteens, milk bars, bakeries, shops, catering establishments, petrol pumps, repair work shops, tourist bungalows, hotels, huts, motels, guest houses, entertainment projects and other places of tourist, archeological and historic interest in Haryana and/or elsewhere, cars, buses, trucks, boats, ponies etc. from the government of the state of Haryana with all or any of the rights, licences and business for the purpose of boarding, lodging, stay, comfort and entertainment of tourists and run, maintain, manage and administer them.</p> <p>2) Purchase, produce, distribute and sell tourist publicity materials: edit, design, print, publish, sell or otherwise deal with books, magazines, periodicals, folders, inserts, guide maps pamphlets, bills, posters, picture, postcards, diaries, calendars, slides, cinematograph films and other material for the purpose of giving publicity to and developing tourism.</p> <p>3) To provide lodging and boarding and other facilities to the public including tourists, visitors and other delegates coming to India from foreign countries and to members of delegations and missions from foreign countries.</p>		

Haryana Tourism Corporation Ltd. (HTC)				
Financial data for the years 2019-20 & 2020-21				
Sr. No.	Particulars		Rs. in Lakh	
			2019-20	2020-21
1	Authorised Capital		4500.00	4500.00
2	Paid up share capital			
	2.1	Central Govt.	0.00	0.00
	2.2	State Govt.	3776.49	3968.93
	2.3	Others	0.00	0.00
		Total	3776.49	3968.93
3	Reserves & Surplus		47.83	-981.60
4	Loans			
	4.1	Central Govt. Loan	0.00	0.00
	4.2	State Govt. Loan	0.00	0.00
	4.3	Others	0.00	0.00
	4.4	Working Capital	8859.24	7734.40
		Total	8859.24	7734.40
5	Grant-in-aid		31759.56	29339.15
6	Current Assets, Loan & Advances		15820.32	16836.71
7	Current Liabilities & Provisions		6961.08	9102.31
8	Net Working Capital		8859.24	7734.40
9	Turnover/Revenue			
	9.1	from Govt. assigned activities	0.00	0.00
	9.2	from other core activities	33355.59	28622.60
	9.3	From miscellaneous activities	0.00	0.00
		Total	33355.59	28622.60
10	Profit / Loss (PAIT)			
	10.1	from Govt. assigned activities	0.00	0.00
	10.2	from other core activities	-729.32	-891.58
	10.3	From miscellaneous activities	0.00	0.00
		Total	-729.32	-891.58
11	Accumulated P/L		-137.85	-1029.43
12	Dividend paid during the year		0.00	0.00
13	Status of Accounts (Audited upto the year)		2017-18	2017-18
14	Manpower			
	14.1	Sanctioned posts (Nos.)	2172	2172
	14.2	Filled up posts (Nos.)		
	1	No. of Group A employees	9	3
	2	No. of Group B employees	20	19
	3	No. of Group C employees	299	286
	4	No. of Group D employees	753	671
	A	Total (Regular posts 14.2(1) to 14.2(4))	1081	979
	5	No. of Adhoc employees	0	0
	6	No. of contingency paid employees	0	0
	7	No. of work charged employees	0	0
	8	No. of contract employees	294	314
	B	Total (other than regular posts 14.2(5) to 14.2(8))	294	314
	C	Grand total (A+B)	1375	1293
	14.3	Actual expenditure (including DC)	6996.69	7890.61
Notes:- DC means Diminishing Cadre				

Haryana Tourism Corporation Ltd.			
Physical Performance for the years 2019-20 & 2020-21			
		2019-20	2020-21
Sr. No.	Particulars		
1	Tourist Complexes (Nos.)	44	44
2	Tourist Complexes in Profit (Nos.)	13	5
3	Tourist Arrivals (Nos. in lakh)	39.26	16.88
	i) Domestic	38.60	16.80
	ii) Foreign	0.66	0.08
4	Average Occupancy (%age)	45%	43%

Haryana State Electronics Development Corporation Ltd.		
Company Profile		
1.1	Year of Incorporation(Date)	15.5.1982
1.2	Act under which incorporated	The Companies Act, 1956
1.3	Contact details (Registered / Corporate Office)	Haryana State Electronics Development Corporation Limited CIN U000001982SGC004963 SCO No. 111-113, Sector 17-B, Chandigarh
	1.3.1 Address	SCO No. 111-113, Sector 17-B, Chandigarh
	1.3.2 District	U.T. Chandigarh
	1.3.3 State	U.T. Chandigarh
	1.3.4 Pin	160017
	1.3.5 URL address, if any	www.hartron.org
	1.3.6 E-mail address, if any	cshartron@gmail.com
	1.3.7 Telephone Numbers	0172-2722961-62
	1.3.8 Fax Numbers	0172-2705529
<p>Main Objectives:-</p> <ol style="list-style-type: none"> 1) To provide infrastructural facilities like central testing, calibration/standardization, consultancy and functional estates to electronics industry particularly small scale and ancillary units in the State. 2) To identify potential electronics entrepreneurs in the state with technical and managerial background and to assist them with project identification, market surveys, feasibility reports/studies, finances by way of underwriting etc. 3) To conduct prototype development and pilot production of electronics system and companies for the benefit of industry particularly small scale units in the state. 4) To manufacture, buy, sell, import, export, alter, improve prepare for market, exchange, install, repair, service, let-on-hire or otherwise provide facilities and deal in all types of electronics, computers, opto-electronics/optics, electrical & solar energy systems, equipments, components, gadgets and their accessories and any other commercial or industrial electronics, electrical and solar energy projects, equipment and appliances and components and consumer articles products. 5) To acquire lands and develop them suitably for providing communication, power supply, water supply and other facilities and make them available for the purpose of establishing a new industrial undertaking, firm or company. 		

Haryana State Electronics Development Corporation Ltd. (HARTRON)						
Financial data for the years 2019-20 & 2020-21						
Sr. No.	Particulars				Rs. in Lakh	
					2019-20	2020-21
1	Authorised Capital				1000.00	1000.00
2	Paid up share capital					
	2.1	Central Govt.			0.00	0.00
	2.2	State Govt.			989.76	989.76
	2.3	Others			0.00	0.00
		Total			989.76	989.76
3	Reserves & Surplus				11314.07	11838.07
4	Loans					
	4.1	Central Govt. Loan			0.00	0.00
	4.2	State Govt. Loan			0.00	0.00
	4.3	Others			0.00	0.00
	4.4	Working Capital			0.00	0.00
		Total			0.00	0.00
5	Grant-in-aid				350.00	150.00
6	Current Assets, Loan & Advances				32710.56	41983.17
7	Current Liabilities & Provisions				19959.43	27684.86
8	Net Working Capital				12751.13	14298.31
9	Turnover/Revenue					
	9.1	from Govt. assigned activities			4726.98	4166.35
	9.2	from other core activities			2552.65	2080.97
	9.3	From miscellaneous activities			11.62	0.67
		Total			7291.25	6247.99
10	Profit / Loss (PAIT)					
	10.1	from Govt. assigned activities			0.00	0.00
	10.2	from other core activities			1547.42	1789.53
	10.3	From miscellaneous activities			0.00	0.00
		Total			1547.42	1789.53
11	Accumulated P/L				9506.47	11496.00
12	Dividend paid during the year				0.00	0.00
13	Status of Accounts (Audited upto the year)				2019-20	2019-20
14	Manpower					
	14.1	Sanctioned posts (Nos.)			329	329
	14.2	Filled up posts (Nos.)				
		1	No. of Group A employees		15	18
		2	No. of Group B employees		27	19
		3	No. of Group C employees		60	48
		4	No. of Group D employees		28	27
		A	Total (Regular posts 14.2(1) to 14.2(4))		130	112
		5	No. of Adhoc employees		0	0
		6	No. of contingency paid employees		0	0
		7	No. of work charged employees		0	0
		8	No. of contract employees		264	256
		B	Total (other than regular posts 14.2(5) to 14.2(8))		264	256
		C	Grand total (A+B)		394	368
	14.3	Actual expenditure (including DC)			2572.77	2450.28
Notes:- DC means Diminishing Cadre						

Haryana State Electronics Development Corporation Ltd.			
Physical Performance for the years 2019-20 & 2020-21			
		2019-20	2020-21
Sr. No.	Particulars		
1	IT Project		
i	Executed (Nos.)	3	2
ii	Revenue Generated (Rs.in lakhs)	205.38	107.57
2	Training Activities		
i	Training Programmes Organized (Nos.)	2	
ii	Officers/Officials trained (Nos.)	491	
iii	Revenue Generated (Rs.in lakhs)	53.35	233.69
3	Franchise		
i	No of Centres	81	81
ii	Revenue Generated (Rs.in lakhs)	523.9	296.16
4	Placement Activity		
i	No of Person Deployed	485	434
ii	Revenue Generated (Rs.in lakhs)	150.67	86.83
5	Infrastructure Development		
i	No of Projects	NIL	NIL
ii	Total cost of Projects		
iii	Hartron's Contribution (Rs.in lakhs)	101.02	553.17
iv	Revenue from Marketing Activity(Rs in lakhs)	131.32	259.90

Haryana Roadways Engineering Corporation Ltd.		
Company Profile		
1.1	Year of Incorporation(Date)	27.11.1987
1.2	Act under which incorporated	The Companies Act, 1956
1.3	Contact details (Registered / Corporate Office)	
	1.3.1 Address	6 th Milestone, Gurgaon Jaipur Highway, Behrampur Road, Khandsa, Gurugram
	1.3.2 District	Gurugram
	1.3.3 State	Haryana
	1.3.4 Pin	122001
	1.3.5 URL address, if any	-
	1.3.6 E-mail address, if any	gm.hrec27@gmail.com
	1.3.7 Telephone Numbers	0124-2215389, 2215660
	1.3.8 Fax Numbers	0124-2215389
<p>Main Objectives:-</p> <p>To fabricate bus bodies mainly for Haryana Roadways.</p>		

Haryana Roadways Engineering Corporation Ltd.(HREC)				
Financial data for the years 2019-20 & 2020-21				
Sr. No.	Particulars			Rs. in Lakh
			2019-20	2020-21
1	Authorised Capital			1500.00
2	Paid up share capital			
	2.1	Central Govt.	0.00	0.00
	2.2	State Govt.	675.00	675.00
	2.3	Others	0.00	0.00
		Total	675.00	675.00
3	Reserves & Surplus			746.19
4	Loans			-228.00
	4.1	Central Govt. Loan	0.00	0.00
	4.2	State Govt. Loan	0.00	0.00
	4.3	Others	0.00	0.00
	4.4	Working Capital	0.00	0.00
		Total	0.00	0.00
5	Grant-in-aid			0.00
6	Current Assets, Loan & Advances			5822.14
7	Current Liabilities & Provisions			3390.18
8	Net Working Capital			5093.64
9	Turnover/Revenue			728.50
	9.1	from Govt. assigned activities	139.27	433.52
	9.2	from other core activities	428.02	330.50
	9.3	From miscellaneous activities	0.00	0.00
		Total	764.02	428.02
10	Profit / Loss (PAIT)			
	10.1	from Govt. assigned activities	-569.22	-974.19
	10.2	from other core activities	0.00	0.00
	10.3	From miscellaneous activities	0.00	0.00
		Total	-569.22	-974.19
11	Accumulated P/L			746.19
12	Dividend paid during the year			-228.00
13	Status of Accounts (Audited upto the year)			0.00
14	Manpower			2019-20
	14.1	Sanctioned posts (Nos.)	206	2020-21
	14.2	Filled up posts (Nos.)		
	1	No. of Group A employees	0	0
	2	No. of Group B employees	3	3
	3	No. of Group C employees	67	58
	4	No. of Group D employees	7	7
	A	Total (Regular posts 14.2(1) to 14.2(4))	77	68
	5	No. of Adhoc employees	0	0
	6	No. of contingency paid employees	0	0
	7	No. of work charged employees	0	0
	8	No. of contract employees	85	85
	B	Total (other than regular posts 14.2(5) to 14.2(8))	85	85
	C	Grand total (A+B)	162	153
	14.3	Actual expenditure (including DC)	798.00	663.00
Notes:- DC means Diminishing Cadre				

Haryana Roadways Engineering Corporation Ltd.									
Physical Performance for the years 2019-20 & 2020-21									
Sr. No.	Particulars	2019-20				2020-21			
		Quantity		Amount (Rs. in lakh)		Quantity		Amount (Rs. in lakh)	
		Procurement /Production	Sale	Procurement /Production	Sale	Procurement/ Production	Sale	Procurement /Production	Sale
1.	BUSES TRANSPORT DEPARTMENT	0	5	0	91	0	0	0	0
2.	BUSES PRIVATE PARTY	0	2	0	14	0	0	0	0

Haryana State Medical Services Corporation Ltd.		
Company Profile		
1.1	Year of Incorporation (Date)	05.06.2014
1.2	Act under which incorporated	Companies Act 2013
1.3	Contact details (Registered / Corporate Office)	
	1.3.1 Address	Bays 59-62, Sector 2, Panchkula
	1.3.2 District	Panchkula
	1.3.3 State	Haryana
	1.3.4 Pin	134112
	1.3.5 URL address, if any	Hmscl.org.in
	1.3.6 E-mail address, if any	hmsclmd@gmail.com ; achmscl@gmail.com
	1.3.7 Telephone Numbers	0172-2575578, 8319002767
	1.3.8 Fax Numbers	-
<p>Main Objectives:-</p> <p>To buy or otherwise acquire all medicines/equipments for Government Medical Colleges and Government Health institutions in Haryana State.</p>		

Haryana Medical Services Corporation Ltd. (HMSCL)				
Financial data for the years 2019-20 & 2020-21				
Sr. No.	Particulars		Rs. in Lakh	
			2019-20	2020-21
1	Authorised Capital		1000.00	1000.00
2	Paid up share capital			
	2.1	Central Govt.	0.00	0.00
	2.2	State Govt.	500.00	500.00
	2.3	Others	0.00	0.00
		Total	500.00	500.00
3	Reserves & Surplus		2242.00	2466.00
4	Loans			
	4.1	Central Govt. Loan	0.00	0.00
	4.2	State Govt. Loan	0.00	0.00
	4.3	Others	0.00	0.00
	4.4	Working Capital	0.00	0.00
		Total	0.00	0.00
5	Grant-in-aid		0.00	0.00
6	Current Assets, Loan & Advances		14368.00	15805.00
7	Current Liabilities & Provisions		11652.00	12817.00
8	Net Working Capital		2716.00	2988.00
9	Turnover/Revenue			
	9.1	from Govt. assigned activities	1048.00	1257.00
	9.2	from other core activities	1153.00	1383.00
	9.3	From miscellaneous activities	0.00	0.00
		Total	2201.00	2640.00
10	Profit / Loss (PAIT)			
	10.1	from Govt. assigned activities	1170.00	1404.00
	10.2	from other core activities	0.00	0.00
	10.3	From miscellaneous activities	0.00	0.00
		Total	1170.00	1404.00
11	Accumulated P/L		2266.00	3670.00
12	Dividend paid during the year		0.00	0.00
13	Status of Accounts (Audited upto the year)		2018-19	2018-19
14	Manpower			
	14.1	Sanctioned posts (Nos.)	41	41
	14.2	Filled up posts (Nos.)		
	1	No. of Group A employees	15	15
	2	No. of Group B employees	2	2
	3	No. of Group C employees	11	11
	4	No. of Group D employees	0	0
	A	Total (Regular posts 14.2(1) to 14.2(4))	28	28
	5	No. of Adhoc employees	0	0
	6	No. of contingency paid employees	0	0
	7	No. of work charged employees	33	33
	8	No. of contract employees	10	10
	B	Total (other than regular posts 14.2(5) to 14.2(8))	43	43
	C	Grand total (A+B)	71	71
	14.3	Actual expenditure (including DC)	298.00	298.00
Notes:- DC means Diminishing Cadre				

Haryana State Medical Services Corporation Ltd.									
Physical Performance for the years 2019-20 and 2020-21									
Sr. No.	Particulars	2019-20				2020-21			
		Quantity		Amount (In lakh)		Quantity		Amount (In lakh)	
		Procurement/ Production	Sale	Procurement/ Production	Sale	Procurement/ Production	Sale	Procurement/ Production	Sale
1.	Medicines and Equipment	-	-	26201	26201	-	-	31441	31441

Haryana Mass Rapid Transport Corporation Ltd.		
Company Profile		
1.1	Year of Incorporation (Date)	24.03.2012
1.2	Act under which incorporated	The Companies Act, 1956
1.3	Contact details (Registered / Corporate Office)	
	1.3.1 Address	C-3, HUDA Complex, Sector 6, Panchkula
	1.3.2 District	Panchkula
	1.3.3 State	Haryana
	1.3.4 Pin	134109
	1.3.5 URL address, if any	-
	1.3.6 E-mail address, if any	adphmrtc1@gmail.com
	1.3.7 Telephone Numbers	0172-2563003
	1.3.8 Fax Numbers	-
Main Objectives:-		
<ol style="list-style-type: none"> 1. To carry on the business of planning, designing, development, maintenance, operation of mass transit and other urban transport, last mile connectivity and people mover system of all types and description itself or in association with other undertaking(s) or agencies or companies through any turnkey contract, special purpose vehicle or otherwise by constructing, facilitating, construction, taking over, leasing either on its own or otherwise, and by building new transit routes of any mode or a combination of modes, with all infrastructural facilities. 2. To design, construct, undertake civil works, procure, install systems, rolling stock, tracks, signalling and telecommunication systems, automatic fare collection systems, and other systems/facilities, required for a successful metro links and other means of rapid transport and to test, commission, operate and maintain these systems. 3. To carry on business relating to setting up of new production units for manufacture of rolling stock, mass transit vehicles, signalling, interlocking and telecommunication equipment, bridge girders, structures, welded rails, prestressed concrete sleepers, various track components and other requirements for mass transit and other urban transport and people mover systems of any kind and description. 4. To carry on business relating to manufacture of new signalling, telecommunication and train and traffic control and management systems. 5. To design, plan, develop, re-develop, remodel existing railways stations, yards, depots, etc. and manage, maintain, operate the facilities so created either on its own or in association with other undertakings or agencies or companies through any turn-key contract, special purpose vehicle or otherwise. 6. To establish, provide, maintain and perform engineering, technical and consultancy services for development of urban mass transport projects of all types and descriptions anywhere in India or abroad, either individually or in association with other undertakings or agencies or companies or persons, including supply, erection, commissioning of equipment, testing, operation and maintenance and rendering all other services ancillary thereto. 7. To take over any existing urban mass transport projects owned by the State Govt. departments, boards, corporations/authorities/agencies with the assets and liabilities, so far as they relate to these projects and to operate these projects. 8. To commercially exploit, facilitate commercial exploitation of land and air space and other resources for optimal utilization of their potential. 9. To undertake construction of or facilitate road capacity improvement works such as new roads, road widening, parallel roads, slip roads, junction improvements, bridges road over bridges, road under bridges, flyovers, signalization, bus bays, parking facilities, foot over bridges and sub ways. 10. To undertake and/or facilitate transit oriented developmental activities on its own or on behalf of the Central and or State Government or any organizations belonging to or under the direct or indirect control of the central, state or local Governments, with a view to encourage dispersed growth and transit oriented development. 11. To run taxicabs, lorries, buses, cars, trucks, station wagons, airplanes, motors, railways, rail motors, vessels, boats and all other vehicles of whatsoever kind from one place to another as intercity or intra-city services or BRT feeder bus services for the purpose of carrying, conveying and transporting and for efficient running of the mass transit system. 12. To undertake building, strengthening, rebuilding or regarding ring of existing bridges. 13. To undertake laying and renewal of permanent way(s), including points and crossings. 14. To construct and modernize manufacturing, remanufacturing and repair workshops and maintenance depots. 		

Haryana Mass Rapid Transport Corporation Ltd. (HMRTC)				
Financial data for the years 2019-20 & 2020-21				
Sr. No.	Particulars		Rs. in Lakh	
			2019-20	2020-21
1	Authorised Capital		10000.00	10000.00
2	Paid up share capital			
	2.1	Central Govt.	0.00	0.00
	2.2	State Govt.	144.00	144.00
	2.3	Others	138.35	138.35
		Total	282.35	282.35
3	Reserves & Surplus		103.27	-3596.73
4	Loans			
	4.1	Central Govt. Loan	0.00	0.00
	4.2	State Govt. Loan	761.05	948.29
	4.3	Others	2166.25	2166.25
	4.4	Working Capital	0.00	0.00
		Total	2927.30	3114.54
5	Grant-in-aid		187.24	0.00
6	Current Assets, Loan & Advances		16455.81	9558.00
7	Current Liabilities & Provisions		11482.49	5104.34
8	Net Working Capital		4973.32	4453.66
9	Turnover/Revenue			
	9.1	from Govt. assigned activities	0.00	0.00
	9.2	from other core activities	0.00	0.00
	9.3	From miscellaneous activities	2404.56	570.13
		Total	2404.56	570.13
10	Profit / Loss (PAIT)			
	10.1	from Govt. assigned activities	0.00	0.00
	10.2	from other core activities	0.00	0.00
	10.3	From miscellaneous activities	71.56	-3700.00
		Total	71.56	-3700.00
11	Accumulated P/L		103.27	-3596.73
12	Dividend paid during the year		0.00	0.00
13	Status of Accounts (Audited upto the year)		2019-20	2019-20
14	Manpower			
	14.1	Sanctioned posts (Nos.)	1	1
	14.2	Filled up posts (Nos.)		
	1	No. of Group A employees	1	1
	2	No. of Group B employees	0	0
	3	No. of Group C employees	0	0
	4	No. of Group D employees	0	0
	A	Total (Regular posts 14.2(1) to 14.2(4))	1	1
	5	No. of Adhoc employees	0	0
	6	No. of contingency paid employees	0	0
	7	No. of work charged employees	0	0
	8	No. of contract employees	4	5
	B	Total (other than regular posts 14.2(5) to 14.2(8))	4	5
	C	Grand total (A+B)	5	6
	14.3	Actual expenditure (including DC)	34.24	45.38
Notes:- DC means Diminishing Cadre				

Haryana Knowledge Corporation Limited			
Company Profile			
1.1	Year of Incorporation (Date)		September 10th, 2013
1.2	Act under which incorporated		The Companies Act, 2013
1.3	Contact details (Registered / Corporate Office)		
	1.3.1	Address	4 th floor, HSIIDC IT Park, Plot No-1, Sector-22
	1.3.2	District	Panchkula
	1.3.3	State	Haryana
	1.3.4	Pin	134109
	1.3.5	URL address, if any	www.hkcl.in
	1.3.6	E-mail address, if any	cs@hkcl.in , amitk@hkcl.in , md@hkcl.in
	1.3.7	Telephone Numbers	0172-5210251-52
	1.3.8	Fax Numbers	---
Main Objectives:-			
Vision			
To develop learning, governance and empowerment systems which are world-class and value-based and which are responsive to the individual and social developmental needs of the people by bridging the Digital Divide.			
Mission			
<p>To offer life-long learning, governance and empowerment services through appropriate partnerships to a very large population with various diversities : Bigger,</p> <p>With high quality of relevance and applicability in life and work : Better,</p> <p>At an affordable cost : Cheaper,</p> <p>Within a shortest possible time : Faster,</p> <p>With a wide accessibility from metros to villages: Wider,</p> <p>In a mass-personalized manner: Deeper,</p> <p>as it is critical for survival, development and empowerment of individuals, communities and nation.</p>			
Goals			
<p>To prepare people for knowledge-based economy and society</p> <p>To champion the cause of life-long learning and good governance</p> <p>To universalize applications of information technology with development orientation</p> <p>To stimulate the creation of world-class knowledge resources</p> <p>To provide universal access to people through Information Technology</p> <p>To bridge the Digital Divide and resultant Knowledge Divide.</p>			

Haryana Knowledge Corporation Ltd. (HKCL)				
Financial data for the years 2019-20 & 2020-21				
Sr. No.	Particulars		Rs. in Lakh	
			2019-20	2020-21
1	Authorised Capital		200.00	200.00
2	Paid up share capital			
	2.1	Central Govt.	0.00	0.00
	2.2	State Govt.	60.00	60.00
	2.3	Others	140.00	140.00
		Total	200.00	200.00
3	Reserves & Surplus		1930.45	2293.21
4	Loans			
	4.1	Central Govt. Loan	0.00	0.00
	4.2	State Govt. Loan	0.00	0.00
	4.3	Others	0.00	0.00
	4.4	Working Capital	0.00	0.00
		Total	0.00	0.00
5	Grant-in-aid		0.00	0.00
6	Current Assets, Loan & Advances		3292.06	3493.72
7	Current Liabilities & Provisions		1188.43	1029.43
8	Net Working Capital		2103.63	2464.29
9	Turnover/Revenue			
	9.1	from Govt. assigned activities	2585.58	1689.47
	9.2	from other core activities	295.70	116.75
	9.3	From miscellaneous activities	45.11	61.04
		Total	2926.39	1867.26
10	Profit / Loss (PAIT)			
	10.1	from Govt. assigned activities	611.26	327.64
	10.2	from other core activities	69.91	22.64
	10.3	From miscellaneous activities	10.66	11.84
		Total	691.83	362.12
11	Accumulated P/L		1930.45	2293.21
12	Dividend paid during the year			
13	Status of Accounts (Audited upto the year)		2019-20	2020-21
14	Manpower			
	14.1	Sanctioned posts (Nos.)	188	188
	14.2	Filled up posts (Nos.)		
	1	No. of Group A employees	1	1
	2	No. of Group B employees	10	8
	3	No. of Group C employees	3	3
	4	No. of Group D employees	0	0
	A	Total (Regular posts 14.2(1) to 14.2(4))	14	12
	5	No. of Adhoc employees	0	0
	6	No. of contingency paid employees	0	0
	7	No. of work charged employees	0	0
	8	No. of contract employees	194	114
	B	Total (other than regular posts 14.2(5) to 14.2(8))	194	114
	C	Grand total (A+B)	208	126
	14.3	Actual expenditure (including DC)	968.38	902.37
Notes:- DC means Diminishing Cadre				

Haryana Knowledge Corporation Ltd. (HKCL)			
Financial data for the years 2019-20 & 2020-21			
Sr. No.	Particulars	2019-20	2020-21
1	No. of Authorized Learning Centres	226	208
2	No. of Courses offered	22 to 25	22 to 25
3	No. of admission (HS-CIT & Wave/KLiC)	18391+5965	7484+5278
4	Online Admission Projects	Shri Krishana Ayush University for MD/MS & BAMS/BHMS 2019-20	-
		Directorate General of Medical Education & Research ANM/GNM/, MD/MS & MBBS, Admissions 2019-20.	Directorate General of Medical Education & Research (HN&NMC) ANM/GNM 2020-21
5	Online Recruitment Projects	Pt. BD Sharma University of Health Science for LEET & Paramedical Admissions 2019-20	-
		SCERT Project for D.Ed Admissions 2019-20	SCERT Project for D.Ed Admissions 2020-21
		Haryana Staff Selection Commission (HSSC)	Haryana Staff Selection Commission (HSSC)
6	Digital university projects	Pt. BD Sharma University of Health Science	-
		Haryana Vidyut Prasaran Nigam Limited	Haryana Vidyut Prasaran Nigam Limited
		Lala Lajpat Rai University of Veterinary and Animal Sciences	-
		Bhagat Phool Singh Mahila Vishwavidyalaya	Bhagat Phool Singh Mahila Vishwavidyalaya
		CHAUDHARY RANBIR SINGH UNIVERSITY	CHAUDHARY RANBIR SINGH UNIVERSITY
		CHAUDHARY DEVI LAL UNIVERSITY	CHAUDHARY DEVI LAL UNIVERSITY
7	Others	KURUKSHETRA UNIVERSITY	KURUKSHETRA UNIVERSITY
		Guru Jambheshwar University	Guru Jambheshwar University
		PMGDISHA	PMGDISHA
		School MIS, SCBC & Employee's Transfer & Software Maintenance of various Departments	School MIS, Employee's Transfer & Software Maintenance of various Departments

Gurgaon Technology Park Ltd.			
Company Profile			
1.1	Year of Incorporation (Date)		07.02.1996
1.2	Act under which incorporated		The Companies Act, 2013
1.3	Contact details (Registered / Corporate Office)		8826910868
	1.3.1	Address	Infocity-I, Sector 34, Opp. Hero Handa Factory, Gurugram
	1.3.2	District	Gurugram
	1.3.3	State	Haryana
	1.3.4	Pin	122001
	1.3.5	URL address, if any	Gtplinfocity.com
	1.3.6	E-mail address, if any	gtpl34@gmail.com
	1.3.7	Telephone Numbers	0124-4032211, 4032212
	1.3.8	Fax Numbers	nil
<p>Main Objectives:-</p> <p>To undertake and carry on the business of setting up, developing, operating and managing Technology Parks, Media Parks, Financial Parks, Electronic Parks and real estate development of any kind and such allied business anywhere in India with a view to attract investment from multinational & other reputed companies, enterprises and undertakings, to facilitate induction of new technologies, modern management practices and work culture, generation of new employment opportunity in the state of Haryana with the intention to provide employment opportunity and to boost exports & industrial production/ productivity in the state of Haryana.</p>			

Gurgaon Technology Park Ltd. (GTPL)				
Financial data for the years 2019-20 & 2020-21				
Sr. No.	Particulars		Rs. in Lakh	
			2019-20	2020-21
1	Authorised Capital		3000.00	3000.00
2	Paid up share capital			
	2.1	Central Govt.	0.00	0.00
	2.2	State Govt.	1472.00	1472.00
	2.3	Others	0.00	0.00
		Total	1472.00	1472.00
3	Reserves & Surplus		3995.00	4590.00
4	Loans			
	4.1	Central Govt. Loan	0.00	0.00
	4.2	State Govt. Loan	0.00	0.00
	4.3	Others	0.00	0.00
	4.4	Working Capital	0.00	0.00
		Total	0.00	0.00
5	Grant-in-aid		0.00	0.00
6	Current Assets, Loan & Advances		4037.00	4704.00
7	Current Liabilities & Provisions		12.00	50.00
8	Net Working Capital		4025.00	4654.00
9	Turnover/Revenue			
	9.1	from Govt. assigned activities	0.00	0.00
	9.2	from other core activities	230.00	194.00
	9.3	From miscellaneous activities	514.00	682.00
		Total	744.00	876.00
10	Profit / Loss (PAIT)			
	10.1	from Govt. assigned activities	0.00	0.00
	10.2	from other core activities	706.00	596.00
	10.3	From miscellaneous activities	0.00	0.00
		Total	706.00	596.00
11	Accumulated P/L		1965.82	2671.82
12	Dividend paid during the year		0.00	0.00
13	Status of Accounts (Audited upto the year)		2019-20	2020-21
14	Manpower			
	14.1	Sanctioned posts (Nos.)	1	1
	14.2	Filled up posts (Nos.)		
	1	No. of Group A employees	0	0
	2	No. of Group B employees	1	1
	3	No. of Group C employees	0	0
	4	No. of Group D employees	0	0
	A	Total (Regular posts 14.2(1) to 14.2(4))	1	1
	5	No. of Adhoc employees	1	1
	6	No. of contingency paid employees	0	0
	7	No. of work charged employees	0	0
	8	No. of contract employees	37	41
	B	Total (other than regular posts 14.2(5) to 14.2(8))	38	42
	C	Grand total (A+B)	39	43
	14.3	Actual expenditure (including DC)	110.00	118.00
Notes:- DC means Diminishing Cadre				

Haryana International Horticultural Marketing Corporation Limited		
Company Profile		
1.1	Year of Incorporation (Date)	21.09.2018
1.2	Act under which incorporated	Companies Act 2013
1.3	Contact details (Registered / Corporate Office)	
	1.3.1 Address	C-6, Sector 6, Panchkula
	1.3.2 District	Panchkula
	1.3.3 State	Haryana
	1.3.4 Pin	134109
	1.3.5 URL address, if any	-
	1.3.6 E-mail address, if any	md.hihmc@gmail.com
	1.3.7 Telephone Numbers	0172-2560157
	1.3.8 Fax Numbers	

Main Objectives:

- i) To set up market of international standards for handlings of fruits, vegetables and other perishables and develop for this purpose infrastructure and other related facilities initially at Gannaur or any other location in the State of Haryana as may be decided from time to time.
- ii) To design, plan, build, construct, operate, manage, develop, finance and maintain agriculture, horticulture, dairy, poultry, livestock, dry-fruits related infrastructure, processing, exports and allied commercial activities relating to produce market projects in any territory of India and Abroad.
- iii) To appoint transactional advisors, consultants to prepare feasibility studies, survey's, detailed project reports and tests to determine the desirability, viability, and feasibility of establishment of market and allied projects with user charges, revenue sharing, collaboration, participation, consortium, custom hiring etc in any territory of India and Abroad.

Haryana International Horticulture Marketing Corporation Ltd. (HIHMC)				
Financial data for the years 2019-20 & 2020-21				
Sr. No.	Particulars		Rs. in Lakh	
			2019-20	2020-21
1	Authorised Capital		100.00	1100.00
2	Paid up share capital			
	2.1	Central Govt.	0.00	0.00
	2.2	State Govt.	0.00	0.00
	2.3	Others	100.00	500.00
		Total	100.00	500.00
3	Reserves & Surplus		-3.78	-38.00
4	Loans			
	4.1	Central Govt. Loan	0.00	0.00
	4.2	State Govt. Loan	0.00	0.00
	4.3	Others	0.00	0.00
	4.4	Working Capital	0.00	0.00
		Total	0.00	0.00
5	Grant-in-aid		0.00	0.00
6	Current Assets, Loan & Advances		100.00	483.09
7	Current Liabilities & Provisions		6.29	49.15
8	Net Working Capital		93.71	433.94
9	Turnover/Revenue			
	9.1	from Govt. assigned activities	0.00	0.00
	9.2	from other core activities	0.00	0.00
	9.3	From miscellaneous activities	0.00	0.78
		Total	0.00	0.78
10	Profit / Loss (PAIT)			
	10.1	from Govt. assigned activities	0.00	0.00
	10.2	from other core activities	0.00	0.00
	10.3	From miscellaneous activities	-3.78	-34.22
		Total	-3.78	-34.22
11	Accumulated P/L		-3.78	-38.00
12	Dividend paid during the year			
13	Status of Accounts (Audited upto the year)		2019-20	2019-20
14	Manpower			
	14.1	Sanctioned posts (Nos.)		
	14.2	Filled up posts (Nos.)		
	1	No. of Group A employees	2	2
	2	No. of Group B employees	0	0
	3	No. of Group C employees	0	0
	4	No. of Group D employees	0	0
	A	Total (Regular posts 14.2(1) to 14.2(4))	2	2
	5	No. of Adhoc employees	0	0
	6	No. of contingency paid employees	0	0
	7	No. of work charged employees	0	0
	8	No. of contract employees	0	0
	B	Total (other than regular posts 14.2(5) to 14.2(8))	0	0
	C	Grand total (A+B)	2	2
	14.3	Actual expenditure (including DC)	0.00	13.11
Notes:- DC means Diminishing Cadre				

The Haryana State Coop. Supply & Marketing Federation Ltd. (HAFED)			
Company Profile			
1.1	Year of Incorporation(Date)		15.09.1966
1.2	Act under which incorporated		Cooperative Societies Act, 1984
1.3	Contact details (registered / Corporate Office)		Managing Director 0172-2590518
	1.3.1	Address	Corporate Office, Sector-5, Panchkula -134019 Haryana
	1.3.2	District	Panchkula
	1.3.3	State	Haryana
	1.3.4	Pin	134109
	1.3.5	URL address, if any	www.hafed.gov.in
	1.3.6	E-mail address, if any	hafed@hry.nic.in
	1.3.7	Telephone Numbers	0172-2590520-26
	1.3.8	Fax Numbers	0172-2590711
<p>Main Objectives:-</p> <ul style="list-style-type: none"> • To make arrangement for procurement, marketing and processing of agricultural produce and allied products. • To make arrangement for supply of agricultural inputs such as fertilizers, seeds and agro chemicals. • To facilitate the working of the affiliated Co-operative Societies. 			

Haryana State Coop Supply & Marketing Federation Ltd. (HAFED)				
Financial data for the years 2019-20 & 2020-21				
Sr. No.	Particulars		Rs. in Lakh	
			2019-20	2020-21
1	Authorised Capital		2333.48	2333.48
2	Paid up share capital			
	2.1	Central Govt.	0.00	0.00
	2.2	State Govt.	18.75	18.75
	2.3	Others	2314.73	2314.73
		Total	2333.48	2333.48
3	Reserves & Surplus		91897.73	91916.19
4	Loans			
	4.1	Central Govt. Loan	0.00	0.00
	4.2	State Govt. Loan	0.00	0.00
	4.3	Others	1809.06	763.40
	4.4	Working Capital	708064.12	597003.19
		Total	709873.18	597766.59
5	Grant-in-aid		1500.00	2246.11
6	Current Assets, Loan & Advances		798774.50	693907.50
7	Current Liabilities & Provisions		759308.47	647060.90
8	Net Working Capital		39466.03	46846.60
9	Turnover/Revenue			
	9.1	from Govt. assigned activities	1348202.25	1660862.13
	9.2	from other core activities	0.00	0.00
	9.3	From miscellaneous activities	0.00	0.00
		Total	1348202.25	1660862.13
10	Profit / Loss (PAIT)			
	10.1	from Govt. assigned activities	6198.77	15295.47
	10.2	from other core activities	0.00	0.00
	10.3	From miscellaneous activities	0.00	0.00
		Total	6198.77	15295.47
11	Accumulated P/L		0.00	6198.77
12	Dividend paid during the year		0.00	0.00
13	Status of Accounts (Audited upto the year)		2019-20	2019-20
14	Manpower			
	14.1	Sanctioned posts (Nos.)	1397	1397
	14.2	Filled up posts (Nos.)		
	1	No. of Group A employees	43	40
	2	No. of Group B employees	34	29
	3	No. of Group C employees	445	553
	4	No. of Group D employees	187	146
	A	Total (Regular posts 14.2(1) to 14.2(4))	709	768
	5	No. of Adhoc employees	0	0
	6	No. of contingency paid employees	0	0
	7	No. of work charged employees	0	0
	8	No. of contract employees	593	725
	B	Total (other than regular posts 14.2(5) to 14.2(8))	593	725
	C	Grand total (A+B)	1302	1493
	14.3	Actual expenditure (including DC)	9149.46	10112.74
Notes:- DC means Diminishing Cadre				

The Haryana State Cooperative Supply & Marketing Federation Limited (HAFED)									
Physical Performance for the years 2019-20 & 2020-21									
Sr. No.	Particulars	2019-20				2020-21			
		Quantity		Amount (Rs. in lakh)		Quantity		Amount (Rs. in lakh)	
		Procurement / Production	Sale	Procurement/ Production	Sale	Procurement/ Production	Sale	Procurement/ Production	Sale
1	Wheat	39547343.85	8,37,465.05	28989946. 3	6,68,341.67	29777650	616989.52	34761279	787232.92
2	Mustard Seed	4659650	2,23,902.23	4944910. 16	2,22,342.30	4535648	205816.21	4620508	214467.27
3	Gram	1999. 93	94.55	1999. 93	97.93	62242	3111.14	62179	214467.27
4	Sunflower Seed	84983. 78	4,697.63	84983.78	5,060.03	67111	3881.88	66933	3125.48
5	Paddy/ Rice	19837150. 74	4,05,850.83	10886056.55	3,47,459.57	18099742	368884.74	14137031	3596.81
6	Moong	27277.	2,075.20	25696. 45	1,915.60	5805	427.24	7385	440940.83
7	Bajra	910339. 44	19,771.29	612121. 18	13,043.61	5064292	113709.71	422372	548.107690.48
8	Maize	0.00	0.00	1740. 50	30.53	40585	783.32	0	0
9	Groundnut	0	0.00	0	0.00	6516	350.27	146	8
10	Hafed Seed Plant Ganaur	44876	47090	1121.92	1467.92	57929.60	49815	1448.27	1552.72
11	Hafed Pesticides Plant Taroari	915.85	945.23	2594	2745.28	636.09	635.4	2228.62	2336.63

The Panipat Coop. Sugar Mills Ltd., Panipat		
Company Profile		
1.1	Year of Incorporation(Date)	11.12.1955
1.2	Act under which incorporated	Cooperative Societies Act, 1984
1.3	Contact details (registered / Corporate Office)	
	1.3.1 Address	Gohana Road, Panipat
	1.3.2 District	Panipat
	1.3.3 State	Haryana
	1.3.4 Pin	132103
	1.3.5 URL address, if any	-
	1.3.6 E-mail address, if any	panipatsugarmills@gmail.com
	1.3.7 Telephone Numbers	0180-2651269-2651184
	1.3.8 Fax Numbers	0180-2655384
<p>Main Objectives:-</p> <p>(1) To manufacture white sugar out of sugarcane.</p> <p>(2) Implementation of welfare schemes for upliftment of growers/farmers of the region.</p> <p>(3) To undertake measures for development of sugarcane farming including supply of seed, manure, implements, irrigation facilities and other production requisites.</p> <p>(4) To undertake production of ethanol from sugarcane.</p>		

Financial data for the years 2019-20 & 2020-21				
Sr. No.	Particulars			Rs. in Lakh
			2019-20	2020-21
1	Authorised Capital			10000.00
2	Paid up share capital			
	2.1	Central Govt.	0.00	0.00
	2.2	State Govt.	5302.27	5302.27
	2.3	Others	144.45	144.45
		Total	5446.72	5446.72
3	Reserves & Surplus			13940.53
4	Loans			
	4.1	Central Govt. Loan	0.00	0.00
	4.2	State Govt. Loan	41311.84	45447.84
	4.3	Others	1276.06	7127.97
	4.4	Working Capital	3860.91	5772.13
		Total	46448.81	58347.94
5	Grant-in-aid			0.00
6	Current Assets, Loan & Advances			23285.38
7	Current Liabilities & Provisions			32800.69
8	Net Working Capital			-9515.31
9	Turnover/Revenue			
	9.1	from Govt. assigned activities	0.00	0.00
	9.2	from other core activities	11230.71	11188.59
	9.3	From miscellaneous activities	162.71	507.67
		Total	11393.42	11696.26
10	Profit / Loss (PAIT)			
	10.1	from Govt. assigned activities	0.00	0.00
	10.2	from other core activities	-6914.26	-7894.11
	10.3	From miscellaneous activities	0.00	0.00
		Total	-6914.26	-7894.11
11	Accumulated P/L			-48632.49
12	Dividend paid during the year			0.00
13	Status of Accounts (Audited upto the year)			2018-19
14	Manpower			
	14.1	Sanctioned posts (Nos.)	598	598
	14.2	Filled up posts (Nos.)		
	1	No. of Group A employees	3	5
	2	No. of Group B employees	0	0
	3	No. of Group C employees	170	161
	4	No. of Group D employees	263	264
	A	Total (Regular posts 14.2(1) to 14.2(4))	436	430
	5	No. of Adhoc employees	0	0
	6	No. of contingency paid employees	0	0
	7	No. of work charged employees	0	0
	8	No. of contract employees	4	4
	B	Total (other than regular posts 14.2(5) to 14.2(8))	4	4
	C	Grand total (A+B)	440	430
	14.3	Actual expenditure (including DC)	3086.67	3005.49
Notes:- DC means Diminishing Cadre				

The Panipat Co-operative Sugar Mills Ltd, Panipat									
Physical Performance for the years 2019-20 & 2020-21									
Sr. No	Particulars	2019-20				2020-21			
		Quantity		Amount (Rs. in lakh)		Quantity		Amount (Rs. in lakh)	
		Procurement/ Production	Sale	Procurement/ Production	Sale	Procurement/ Production	Sale	Procurement/ Production	Sale
1	Sugarcane Crushed (Lac Qtls.)	27.40	-	8862.09	-	32.70	-	10598.42	-
2.	Sugar Production (Lac Qtls.)	2.69	2.66	-	7834.22	3.11	2.77	-	8539.96
3.	Molasses Production (Lac Qtls.)	1.29	0.95	-	553.01	1.54	1.23	-	918.53

The Karnal Cooperative Sugar Mills Ltd., Karnal		
Company Profile		
1.1	Year of Incorporation(Date)	3.1.1966
1.2	Act under which incorporated	Cooperative Societies Act,1984
1.3	Contact details (registered / Corporate Office)	
	1.3.1 Address	The Karnal Coop. Sugar Mills Ltd., Karnal
	1.3.2 District	Karnal
	1.3.3 State	Haryana
	1.3.4 Pin	132001
	1.3.5 URL address, if any	-
	1.3.6 E-mail address, if any	karnalSugarmill@gmail.com
	1.3.7 Telephone Numbers	0184-2269710,2269712,2269715
	1.3.8 Fax Numbers	0184-2284437
Main Objectives:-		
(1) To manufacture white sugar out of sugarcane.		
(2) Implementation of welfare schemes for upliftment of growers/farmers of the region.		
(3) To undertake measures for development of sugarcane farming including supply of seed, manure, implements, irrigation facilities and other production requisites.		

Karnal Coop. Sugar Mills Ltd.				
Financial data for the years 2019-20 & 2020-21				
Sr. No.	Particulars		Rs. in Lakh	
			2019-20	2020-21
1	Authorised Capital		1676.01	1676.04
2	Paid up share capital			
	2.1	Central Govt.	1222.00	1222.00
	2.2	State Govt.	454.01	454.04
	2.3	Others	0.00	0.00
		Total	1676.01	1676.04
3	Reserves & Surplus		0.00	0.00
4	Loans			
	4.1	Central Govt. Loan	562.33	0.00
	4.2	State Govt. Loan	27028.48	40312.49
	4.3	Others	0.00	8258.85
	4.4	Working Capital	8254.54	9212.69
		Total	35845.35	57784.03
5	Grant-in-aid		0.00	0.00
6	Current Assets, Loan & Advances		18644.46	23116.68
7	Current Liabilities & Provisions		17675.93	27140.11
8	Net Working Capital		968.53	-4023.43
9	Turnover/Revenue			
	9.1	from Govt. assigned activities	0.00	0.00
	9.2	from other core activities	12103.57	11904.08
	9.3	From miscellaneous activities	0.00	0.00
		Total	12103.57	11904.08
10	Profit / Loss (PAIT)			
	10.1	from Govt. assigned activities	0.00	0.00
	10.2	from other core activities	-4142.65	-4086.32
	10.3	From miscellaneous activities	0.00	0.00
		Total	-4142.65	-4086.32
11	Accumulated P/L		-27911.24	-31997.56
12	Dividend paid during the year		0.00	0.00
13	Status of Accounts (Audited upto the year)		2019-20	2020-21
14	Manpower			
	14.1	Sanctioned posts (Nos.)	453	453
	14.2	Filled up posts (Nos.)		
	1	No. of Group A employees	4	4
	2	No. of Group B employees	1	1
	3	No. of Group C employees	103	87
	4	No. of Group D employees	157	175
	A	Total (Regular posts 14.2(1) to 14.2(4)	265	267
	5	No. of Adhoc employees	73	70
	6	No. of contingency paid employees	0	0
	7	No. of work charged employees	0	0
	8	No. of contract employees	294	276
	B	Total (other than regular posts 14.2(5) to 14.2(8)	367	346
	C	Grand total (A+B)	632	613
	14.3	Actual expenditure (including DC)	2158.51	2142.06
Notes:- DC means Diminishing Cadre				

The Karnal Cooperative Sugar Mills Ltd., Karnal									
Physical Performance for the years 2019-20 & 2020-21									
Sr. No.	Particulars	2019-20				2020-21			
		Quantity (Qtls)		Amount (Rs. in lakh)		Quantity (Qtls)		Amount (Rs. in lakh)	
		Procurement/ Production	Sale	Procurement/ Production	Sale	Procurement/ Production	Sale	Procurement/ Production	Sale
1	Sugar	340990	361992	10514.49	11162.09	334520	353500	10233.49	10814.12
2	Molasses	170399	151543	989.48	879.99	164879	164880	1044.88	1044.89

The Kaithal Cooperative Sugar Mills Ltd., Kaithal		
Company Profile		
1.1	Year of Incorporation(Date)	03-06-1970
1.2	Act under which incorporated	Cooperative Societies Act, 1984
1.3	Contact details (registered / Corporate Office)	
	1.3.1 Address	The Kaithal Cooperative Sugar Mills Ltd, Karnal Road Kaithal
	1.3.2 District	Kaithal
	1.3.3 State	Haryana
	1.3.4 Pin	136027
	1.3.5 URL address, if any	-
	1.3.6 E-mail address, if any	Ktlsugar@gmail.com
	1.3.7 Telephone Numbers	01746-234256, 235456
	1.3.8 Fax Numbers	01746-234256
<p>Main Objectives:-</p> <p>(1) To manufacture white sugar out of sugarcane.</p> <p>(2) Implementation of welfare schemes for upliftment of growers/farmers of the region.</p> <p>(3) To undertake measures for development of sugarcane farming including supply of seed, manure, implements, irrigation facilities and other production requisites.</p>		

Kaithal Coop. Sugar Mills Ltd.				
Financial data for the years 2019-20 & 2020-21				
Sr. No.	Particulars		Rs. in Lakh	
			2019-20	2020-21
1	Authorised Capital		7500.00	7500.00
2	Paid up share capital			
	2.1	Central Govt.	0.00	0.00
	2.2	State Govt.	5672.42	5672.42
	2.3	Others	1081.92	1124.56
		Total	6754.34	6796.98
3	Reserves & Surplus		8551.87	8719.31
4	Loans			
	4.1	Central Govt. Loan	0.00	0.00
	4.2	State Govt. Loan	33308.40	35269.71
	4.3	Others	1572.61	1048.40
	4.4	Working Capital	8250.36	8603.80
		Total	43131.37	44921.91
5	Grant-in-aid		0.00	0.00
6	Current Assets, Loan & Advances		15198.32	14537.97
7	Current Liabilities & Provisions		26472.77	30858.57
8	Net Working Capital		-11274.45	-16320.6
9	Turnover/Revenue			
	9.1	from Govt. assigned activities	16665.08	15821.61
	9.2	from other core activities	636.67	2980.13
	9.3	From miscellaneous activities	0.00	0.00
		Total	17301.75	18801.74
10	Profit / Loss (PAIT)			
	10.1	from Govt. assigned activities	-6509.48	-6524.88
	10.2	from other core activities	0.00	0.00
	10.3	From miscellaneous activities	0.00	0.00
		Total	-6509.48	-6524.88
11	Accumulated P/L		-51391.87	-57916.75
12	Dividend paid during the year		0.00	0.00
13	Status of Accounts (Audited upto the year)		2019-20	2019-20
14	Manpower			
	14.1	Sanctioned posts (Nos.)	456	456
	14.2	Filled up posts (Nos.)		
	1	No. of Group A employees	4	3
	2	No. of Group B employees	0	0
	3	No. of Group C employees	206	202
	4	No. of Group D employees	362	355
	A	Total (Regular posts 14.2(1) to 14.2(4))	572	560
	5	No. of Adhoc employees	0	0
	6	No. of contingency paid employees	43	43
	7	No. of work charged employees	0	0
	8	No. of contract employees	0	0
	B	Total (other than regular posts 14.2(5) to 14.2(8))	43	43
	C	Grand total (A+B)	615	603
	14.3	Actual expenditure (including DC)	3498.64	3673.94
Notes:- DC means Diminishing Cadre				

The Kaithal Cooperative Sugar Mills Ltd., Kaithal									
Physical Performance for the years 2019-20 & 2020-21									
Sr. No.	Particulars	2019-20				2020-21			
		Quantity		Amount (Rs. in lakh)		Quantity		Amount (Rs. in lakh)	
		Procurement/ Production	Sale	Procurement / Production	Sale	Procurement / Production	Sale	Procurement/ Production	Sale
1	Sugar	387864	415218	13569.91	13416.05	420490	397052	13471.15	12335.19
2	Molasses	192144	189107	1180.00	1161.35	224234	204798	1484.00	1347.05
3	Beggasse	1110132	91007	2523.24	206.87	1238621	96927	2046.45	160.15

The Sonipat Cooperative Sugar Mills Ltd., Sonipat		
Company Profile		
1.1	Year of Incorporation(Date)	10.12.1970
1.2	Act under which incorporated	Cooperative Societies Act, 1984
1.3	Contact details (registered / Corporate Office)	
	1.3.1 Address	The Sonipat Coop. Sugar Mills Ltd., Sonipat
	1.3.2 District	Sonipat
	1.3.3 State	Haryana
	1.3.4 Pin	131001
	1.3.5 URL address, if any	www.sugarmillsonipat.in
	1.3.6 E-mail address, if any	sugarmillsonipat@gmail.com sonipatsugar@gmail.com
	1.3.7 Telephone Numbers	0130-6450523, 0130-6450396, 9728310007
	1.3.8 Fax Numbers	-
<p>Main Objectives:-</p> <p>(1) To develop the Sugar Cane crop in the assigned area and manufacturing of sugar from Sugar Cane.</p>		

Sonipat Coop. Sugar Mills Ltd.				
Financial data for the years 2019-20 & 2020-21				
Sr. No.	Particulars		Rs. in Lakh	
			2019-20	2020-21
1	Authorised Capital		2000.00	2000.00
2	Paid up share capital			
	2.1	Central Govt.	0.00	0.00
	2.2	State Govt.	3533.00	3533.00
	2.3	Others	535.31	535.31
		Total	4068.31	4068.31
3	Reserves & Surplus		9814.04	10255.49
4	Loans			
	4.1	Central Govt. Loan	0.00	0.00
	4.2	State Govt. Loan	27513.07	30652.07
	4.3	Others	7604.23	7821.74
	4.4	Working Capital	5965.11	6521.46
		Total	41082.41	44995.27
5	Grant-in-aid		0.00	0.00
6	Current Assets, Loan & Advances		11474.29	9936.47
7	Current Liabilities & Provisions		15883.70	17901.75
8	Net Working Capital		-4409.41	-7965.28
9	Turnover/Revenue			
	9.1	from Govt. assigned activities	0.00	0.00
	9.2	from other core activities	7475.87	9644.93
	9.3	From miscellaneous activities	18.81	1147.37
		Total	7494.68	10792.30
10	Profit / Loss (PAIT)			
	10.1	from Govt. assigned activities	0.00	0.00
	10.2	from other core activities	-6687.58	-7288.92
	10.3	From miscellaneous activities	0.00	0.00
		Total	-6687.58	-7288.92
11	Accumulated P/L		-34733.70	-41421.27
12	Dividend paid during the year		0.00	0.00
13	Status of Accounts (Audited upto the year)		2018-19	2018-19
14	Manpower			
	14.1	Sanctioned posts (Nos.)	471	471
	14.2	Filled up posts (Nos.)		
	1	No. of Group A employees	2	2
	2	No. of Group B employees	0	0
	3	No. of Group C employees	99	100
	4	No. of Group D employees	191	190
	A	Total (Regular posts 14.2(1) to 14.2(4))	292	292
	5	No. of Adhoc employees	0	0
	6	No. of contingency paid employees	0	0
	7	No. of work charged employees	0	0
	8	No. of contract employees	255	190
	B	Total (other than regular posts 14.2(5) to 14.2(8))	255	190
	C	Grand total (A+B)	547	479
	14.3	Actual expenditure (including DC)	2255.92	2236.17
Notes:- DC means Diminishing Cadre				

The Sonipat Cooperative Sugar Mills Ltd., Sonipat									
Physical Performance for the years 2019-20 & 2020-21									
Sr. No.	Particulars	2019-20				2019-20			
		Quantity (in Qtls)		Amount (Rs. in lakh)		Quantity (in Qtls)		Amount (Rs. in lakh)	
		Procurement/ Production	Sale	Procurement/ Production	Sale	Procurement/ Production	Sale	Procurement/ Production	Sale
1	Sugar Sugar Cane Moasses Bagasse	238595	212162	7635.62	5695.35	299600	269682	4998.83	6955.22

The Shahabad Cooperative Sugar Mills Ltd., Shahabad			
Company Profile			
1.1	Year of Incorporation(Date)		9.1.1976
1.2	Act under which incorporated		Cooperative Societies Act,1984
1.3	Contact details (registered / Corporate Office)		
	1.3.1	Address	The Shahabad Cooperative Sugar Mills Ltd, Ladwa Road Shahabad (M)., District. Kurukshetra
	1.3.2	District	Kurukshetra
	1.3.3	State	Haryana
	1.3.4	Pin	136135
	1.3.5	URL address, if any	-
	1.3.6	E-mail address, if any	scsmsbd@gmail.com
	1.3.7	Telephone Numbers	01744-240188
	1.3.8	Fax Numbers	01744-240118
<p>Main Objectives:-</p> <p>(1) To manufacture white sugar out of sugarcane.</p> <p>(2) Implementation of welfare schemes for upliftment of growers/farmers of the region.</p> <p>(3) To undertake measures for development of sugarcane farming including supply of seed, manure, implements, irrigation facilities and other production requisites.</p>			

Shahabad Coop. Sugar Mills				
Financial data for the years 2019-20 & 2020-21				
Sr. No.	Particulars		Rs. in Lakh	
			2019-20	2020-21
1	Authorised Capital		3000.00	3000.00
2	Paid up share capital			
	2.1	Central Govt.	0.00	0.00
	2.2	State Govt.	43.00	43.00
	2.3	Others	1332.54	1332.60
		Total	1375.54	1375.60
3	Reserves & Surplus		1.35	1.35
4	Loans			
	4.1	Central Govt. Loan	0.00	0.00
	4.2	State Govt. Loan	13496.57	14628.57
	4.3	Others	3261.78	5979.76
	4.4	Working Capital	17246.60	20808.86
		Total	34004.95	41417.19
5	Grant-in-aid		0.00	0.00
6	Current Assets, Loan & Advances		30192.96	32356.67
7	Current Liabilities & Provisions		28828.29	33797.85
8	Net Working Capital		1364.67	-1441.18
9	Turnover/Revenue			
	9.1	from Govt. assigned activities	0.00	0.00
	9.2	from other core activities	28520.76	28702.56
	9.3	From miscellaneous activities	0.00	0.00
		Total	28520.76	28702.56
10	Profit / Loss (PAIT)			
	10.1	from Govt. assigned activities	0.00	0.00
	10.2	from other core activities	-2171.96	-3272.49
	10.3	From miscellaneous activities	0.00	0.00
		Total	-2171.96	-3272.49
11	Accumulated P/L		-14246.15	-17518.64
12	Dividend paid during the year		0.00	0.00
13	Status of Accounts (Audited upto the year)		2019-20	2020-21
14	Manpower			
	14.1	Sanctioned posts (Nos.)	482	482
	14.2	Filled up posts (Nos.)		
		1 No. of Group A employees	4	4
		2 No. of Group B employees	3	3
		3 No. of Group C employees	197	171
		4 No. of Group D employees	344	333
		A Total (Regular posts 14.2(1) to 14.2(4))	548	511
		5 No. of Adhoc employees	0	0
		6 No. of contingency paid employees	0	0
		7 No. of work charged employees	0	0
		8 No. of contract employees	1	4
		B Total (other than regular posts 14.2(5) to 14.2(8))	1	4
		C Grand total (A+B)	549	515
	14.3	Actual expenditure (including DC)	3516.47	3613.19
Notes:- DC means Diminishing Cadre				

The Shahabad Cooperative Sugar Mills Ltd., Shahabad									
Physical Performance for the years 2019-20 & 2020-21									
Sr. No.	Particulars	2019-20				2020-21			
		Quantity (in Qtls)		Amount (Rs. in lakh)		Quantity (in Qtls)		Amount (Rs. in lakh)	
		Procurement/ Production	Sale	Procurement/ Production	Sale	Procurement/ Production	Sale	Procurement/ Production	Sale
1	Sugar	731170	744960	-	23097.69	802150	769088	-	23456.19
2	Molasses	333541	352020.20	-	2327.87	348153	276315.70	-	1821.16

The Meham Cooperative Sugar Mills Ltd., Meham		
Company Profile		
1.1	Year of Incorporation(Date)	09.10.1987
1.2	Act under which incorporated	Haryana Cooperative Societies Act
1.3	Contact details (registered / Corporate Office)	VPO Bhaini Maharajpur Teh. Meham Distt. Rohtak (Haryana)
	1.3.1	Address
	1.3.2	District
	1.3.3	State
	1.3.4	Pin
	1.3.5	URL address, if any
	1.3.6	E-mail address, if any
	1.3.7	Telephone Numbers
	1.3.8	Fax Numbers
<p>Main Objectives:-</p> <p>(1) To manufacture white sugar out of sugarcane.</p> <p>(2) To undertake measures for development of sugarcane farming including supply of seed etc.</p>		

Meham Coop. Sugar Mills Ltd.				
Financial data for the years 2019-20 & 2020-21				
Sr. No.	Particulars		Rs. in Lakh	
			2019-20	2020-21
1	Authorised Capital		0.00	0.00
2	Paid up share capital			
	2.1	Central Govt.	0.00	0.00
	2.2	State Govt.	5824.30	5824.30
	2.3	Others	468.75	468.75
		Total	6293.05	6293.05
3	Reserves & Surplus		4435.32	4622.30
4	Loans			
	4.1	Central Govt. Loan	0.00	0.00
	4.2	State Govt. Loan	36678.22	38741.11
	4.3	Others	1196.00	897.00
	4.4	Working Capital	8613.61	7179.86
		Total	46487.83	46817.97
5	Grant-in-aid		0.00	0.00
6	Current Assets, Loan & Advances		14350.01	10238.54
7	Current Liabilities & Provisions		18069.01	21917.78
8	Net Working Capital		-3719.00	-11679.24
9	Turnover/Revenue			
	9.1	from Govt. assigned activities	0.00	0.00
	9.2	from other core activities	10134.89	14396.85
	9.3	From miscellaneous activities	0.00	0.00
		Total	10134.89	14396.85
10	Profit / Loss (PAIT)			
	10.1	from Govt. assigned activities	0.00	0.00
	10.2	from other core activities	-7894.33	-8300.62
	10.3	From miscellaneous activities	0.00	0.00
		Total	-7894.33	-8300.62
11	Accumulated P/L		-55405.63	-63706.25
12	Dividend paid during the year		0.00	0.00
13	Status of Accounts (Audited upto the year)		2018-19	2019-20
14	Manpower			
	14.1	Sanctioned posts (Nos.)	478	478
	14.2	Filled up posts (Nos.)		
	1	No. of Group A employees	1	3
	2	No. of Group B employees	2	0
	3	No. of Group C employees	219	203
	4	No. of Group D employees	328	326
	A	Total (Regular posts 14.2(1) to 14.2(4))	550	532
	5	No. of Adhoc employees	1	1
	6	No. of contingency paid employees	72	66
	7	No. of work charged employees	0	0
	8	No. of contract employees	50	47
	B	Total (other than regular posts 14.2(5) to 14.2(8))	123	114
	C	Grand total (A+B)	673	646
	14.3	Actual expenditure (including DC)	3839.3	3817.07
Notes:- DC means Diminishing Cadre				

The Meham Cooperative Sugar Mills Ltd., Meham					
Physical Performance for the years 2019-20 & 2020-21					
Sr. No.	Particulars	2019-20		2020-21	
		Quantity	Amount (Rs. in lakh)	Quantity	Amount (Rs. in lakh)
1.	Sugar cane Crushed	35.04	11843.52	40.03	11929.72
2.	Sugar Recovery (%)	9.56%	-	9.28%	-
3.	Sugar Production (in Lacs Qtl)	3.12	9913.95	3.52	10827.66
4.	Molasses Production (in Lacs Qtl)	1.78	1210.31	1.94	1218.66
5.	Capacity Utilization (%)	85.22	-	83.21	-
6	Sugar Losses (%)	2.52	-	2.51	-
7	Sugar Sold Qty (Lac Qtl)	2.86	9041.81	4.08	12550.24
				0.14	9.73

The Jind Cooperative Sugar Mills Ltd., Jind		
Company Profile		
1.1	Year of Incorporation(Date)	01.08.1980
1.2	Act under which incorporated	Cooperative Societies Act ,1984
1.3	Contact details (registered / Corporate Office)	
	1.3.1 Address	The Jind Coop. Sugar Mills Ltd., Vill. Jhanj Khurd
	1.3.2 District	Jind
	1.3.3 State	Haryana
	1.3.4 Pin	126102
	1.3.5 URL address, if any	-
	1.3.6 E-mail address, if any	jind_sugar@yahoo.in jindsugarmills@gmail.com
	1.3.7 Telephone Numbers	01681- 233353
	1.3.8 Fax Numbers	01681-233200
<p>Main Objectives:-</p> <p>(1) To manufacture white sugar out of sugarcane.</p> <p>(2) Implementation of welfare schemes for upliftment of growers/farmers of the region.</p> <p>(3) To undertake measures for development of sugarcane farming including supply of seed, manure, implements, irrigation facilities and other production requisites.</p>		

Jind Coop. Sugar Mills Ltd.				
Financial data for the years 2019-20 & 2020-21				
Sr. No.	Particulars		Rs. in Lakh	
			2019-20	2020-21
1	Authorised Capital		1000.00	1000.00
2	Paid up share capital			
	2.1	Central Govt.	0.00	0.00
	2.2	State Govt.	2693.00	2693.00
	2.3	Others	614.95	645.28
		Total	3307.95	3338.28
3	Reserves & Surplus		4532.70	4687.69
4	Loans			
	4.1	Central Govt. Loan	0.00	0.00
	4.2	State Govt. Loan	29592.75	31781.87
	4.3	Others	1200.12	918.12
	4.4	Working Capital	5260.03	5736.92
		Total	36052.90	38436.91
5	Grant-in-aid		68.49	2038.82
6	Current Assets, Loan & Advances		9506.22	8643.43
7	Current Liabilities & Provisions		12712.00	15220.55
8	Net Working Capital		-3205.78	-6577.12
9	Turnover/Revenue			
	9.1	from Govt. assigned activities	0.00	0.00
	9.2	from other core activities	0.00	0.00
	9.3	From miscellaneous activities	8382.49	9412.71
		Total	8382.49	9412.71
10	Profit / Loss (PAIT)			
	10.1	from Govt. assigned activities	0.00	0.00
	10.2	from other core activities	0.00	0.00
	10.3	From miscellaneous activities	-6498.95	-5937.67
		Total	-6498.95	-5937.67
11	Accumulated P/L		-36299.60	-42798.55
12	Dividend paid during the year		0.00	0.00
13	Status of Accounts (Audited upto the year)		2019-20	2020-21
14	Manpower			
	14.1	Sanctioned posts (Nos.)	459	459
	14.2	Filled up posts (Nos.)		
	1	No. of Group A employees	4	2
	2	No. of Group B employees	0	0
	3	No. of Group C employees	147	131
	4	No. of Group D employees	236	246
	A	Total (Regular posts 14.2(1) to 14.2(4))	387	379
	5	No. of Adhoc employees	0	0
	6	No. of contingency paid employees	0	0
	7	No. of work charged employees	72	72
	8	No. of contract employees	55	36
	B	Total (other than regular posts 14.2(5) to 14.2(8))	127	108
	C	Grand total (A+B)	514	487
	14.3	Actual expenditure (including DC)	3048.64	3156.54
Notes:- DC means Diminishing Cadre				

The Jind Cooperative Sugar Mills Ltd., Jind									
Physical Performance for the years 2019-20 & 2020-21									
Sr. No.	Particulars	2019-20				2020-21			
		Quantity		Amount (Rs. in lakh)		Quantity		Amount (Rs. in lakh)	
		Procurement/ Production	Sale	Procurement/ Production	Sale	Procurement/ Production	Sale	Procurement/ Production	Sale
1	Sugar Production (Lac Qtl.)	229255.00	254659.00	7440.22	7691.15	296505.00	277859.00	9444.40	8433.72
2	Molasses Production (Lac Qtl.)	111580.00	96401.85	786.16	679.22	150721.00	143221.00	1006.33	956.29
3	Bagasse Production (Lac Qtl.)	3034.80	3034.80	4.92	4.92	5245.35	5245.35	8.55	8.55
4	Press Mud Production (Lac Qtl.)	-	-	-	7.21	-	-	-	7.92

The Palwal Cooperative Sugar Mills Ltd., Palwal			
Company Profile			
1.1	Year of Incorporation(Date)		08.11.1973
1.2	Act under which incorporated		Cooperative Societies Act, 1984
1.3	Contact details (registered / Corporate Office)		
	1.3.1	Address	The Palwal Coop. Sugar Mills Ltd., Palwal
	1.3.2	District	Palwal
	1.3.3	State	Haryana
	1.3.4	Pin	121102
	1.3.5	URL address, if any	-
	1.3.6	E-mail address, if any	Palwalsugarmills@yahoo.com
	1.3.7	Telephone Numbers	01275-263433
	1.3.8	Fax Numbers	01275-263433
Main Objectives:- (1) To manufacture white sugar out of sugarcane. (2) Implementation of welfare schemes for uplift ment of growers/farmers of the region. (3) To undertake measures for development of sugarcane farming including supply of seed, manure, implements, irrigation facilities and other production requisites.			

Palwal Coop. Sugar Mills Ltd.				
Financial data for the years 2019-20 & 2020-21				
Sr. No.	Particulars		Rs. in Lakh	
			2019-20	2020-21
1	Authorised Capital		5000.00	5000.00
2	Paid up share capital			
	2.1	Central Govt.	0.00	0.00
	2.2	State Govt.	1693.00	1693.00
	2.3	Others	307.54	307.69
		Total	2000.54	2000.69
3	Reserves & Surplus		8167.15	8415.93
4	Loans			
	4.1	Central Govt. Loan	0.00	0.00
	4.2	State Govt. Loan	26686.81	30101.80
	4.3	Others	1529.63	1028.54
	4.4	Working Capital	5350.22	5224.52
		Total	33566.66	36354.86
5	Grant-in-aid			
6	Current Assets, Loan & Advances		12443.16	8952.93
7	Current Liabilities & Provisions		20454.93	21156.81
8	Net Working Capital		-8011.77	-12203.88
9	Turnover/Revenue			
	9.1	from Govt. assigned activities	7565.68	10484.74
	9.2	from other core activities	0.00	0.00
	9.3	From miscellaneous activities	0.00	0.00
		Total	7565.68	10484.74
10	Profit / Loss (PAIT)			
	10.1	from Govt. assigned activities	-4765.63	-7290.10
	10.2	from other core activities	0.00	0.00
	10.3	From miscellaneous activities	0.00	0.00
		Total	-4765.63	-7290.10
11	Accumulated P/L		-36936.94	44227.04
12	Dividend paid during the year		0.00	0.00
13	Status of Accounts (Audited upto the year)		2018-19	2018-19
14	Manpower			
	14.1	Sanctioned posts (Nos.)	445	431
	14.2	Filled up posts (Nos.)	415	355
	1	No. of Group A employees	1	1
	2	No. of Group B employees	2	4
	3	No. of Group C employees	149	120
	4	No. of Group D employees	208	230
	A	Total (Regular posts 14.2(1) to 14.2(4))	360	355
	5	No. of Adhoc employees	55	52
	6	No. of contingency paid employees	0	0
	7	No. of work charged employees	0	0
	8	No. of contract employees	0	0
	B	Total (other than regular posts 14.2(5) to 14.2(8))	55	52
	C	Grand total (A+B)	415	407
	14.3	Actual expenditure (including DC)	2841.6	2725.01
Notes:- DC means Diminishing Cadre				

The Palwal Cooperative Sugar Mills Ltd., Palwal									
Physical Performance for the years 2019-20 & 2020-21									
Sr. No.	Particulars	2019-20				2020-21			
		Quantity		Amount (Rs. in lakh)		Quantity		Amount (Rs. in lakh)	
		Procurement/ Production	Sale	Procurement/ Production	Sale	Procurement/ Production	Sale	Procurement/ Production	Sale
1	Sugarcane crushed (Lac Qtls)	19.29	-	-	-	33.57	-	-	-
2	Sugar recovery %	10.16	-	-	-	9.47	-	-	-
3	Sugar production (Lac Qtls)	1.94	2.12	6171.53	6510.88	3.2	2.09	10179.84	6418.74
4	Molasses Production (Lac Qtls)	0.95	0.88	669.75	485.69	1.59	2.02	1120.95	863.36

The Haryana Cooperative Sugar Mills Ltd., Rohtak		
Company Profile		
1.1	Year of Incorporation(Date)	1956
1.2	Act under which incorporated	Haryana Cooperative Societies Act
1.3	Contact details (registered / Corporate Office)	
	1.3.1 Address	The Haryana Coop. Sugar Mills Ltd., Bhali Anandpur, Rohtak
	1.3.2 District	Rohtak
	1.3.3 State	Haryana
	1.3.4 Pin	124001
	1.3.5 URL address, if any	-
	1.3.6 E-mail address, if any	rohtak.sugar@gmail.com rtk.sugar@gmail.com
	1.3.7 Telephone Numbers	01258-250641, 9416302224
	1.3.8 Fax Numbers	01258-250644
<p>Main Objectives:-</p> <p>(1) To manufacture white sugar out of sugarcane.</p> <p>(2) Implementation of welfare schemes for uplift ment of growers/farmers of the region.</p> <p>(3) To undertake measures for development of sugarcane farming including supply of seed, manure, implements, irrigation facilities and other production requisites.</p>		

Haryana Coop. Sugar Mills Rohtak				
Financial data for the years 2019-20 & 2020-21				
Sr. No.	Particulars		Rs. in Lakh	
			2019-20	2020-21
1	Authorised Capital		4545.02	4550.11
2	Paid up share capital			
	2.1	Central Govt.	0.00	0.00
	2.2	State Govt.	4448.68	4448.68
	2.3	Others	96.34	101.43
		Total	4545.02	4550.11
3	Reserves & Surplus		12975.82	12993.37
4	Loans			
	4.1	Central Govt. Loan	0.00	0.00
	4.2	State Govt. Loan	43066.84	45903.84
	4.3	Others	2700.46	1632.62
	4.4	Working Capital	10840.81	13286.86
		Total	56608.11	60823.32
5	Grant-in-aid		0.00	0.00
6	Current Assets, Loan & Advances		19942.08	19171.30
7	Current Liabilities & Provisions		22555.10	24884.97
8	Net Working Capital		-2613.02	-5713.67
9	Turnover/Revenue			
	9.1	from Govt. assigned activities	0.00	0.00
	9.2	from other core activities	15146.14	18612.63
	9.3	From miscellaneous activities	0.00	0.00
		Total	15146.14	18612.63
10	Profit / Loss (PAIT)			
	10.1	from Govt. assigned activities	0.00	0.00
	10.2	from other core activities	-9431.89	-8110.06
	10.3	From miscellaneous activities	0.00	0.00
		Total	-9431.89	-8110.06
11	Accumulated P/L		-54186.25	-62296.31
12	Dividend paid during the year		0.00	0.00
13	Status of Accounts (Audited upto the year)		2019-20	2019-20
14	Manpower			
	14.1	Sanctioned posts (Nos.)	472	465
	14.2	Filled up posts (Nos.)	323	322
	1	No. of Group A employees	5	5
	2	No. of Group B employees	5	5
	3	No. of Group C employees	149	144
	4	No. of Group D employees	164	168
	A	Total (Regular posts 14.2(1) to 14.2(4)	323	322
	5	No. of Adhoc employees	0	0
	6	No. of contingency paid employees	0	0
	7	No. of work charged employees	95	86
	8	No. of contract employees	218	264
	B	Total (other than regular posts 14.2(5) to 14.2(8)	313	350
	C	Grand total (A+B)	636	672
	14.3	Actual expenditure (including DC)	2644.86	2737.47
Notes:- DC means Diminishing Cadre				

The Haryana Cooperative Sugar Mills Ltd., Rohtak

Physical Performance for the years 2019-20 & 2020-21

Sr. No.	Particulars	2019-20				2020-21			
		Quantity		Amount (Rs. in lakh)		Quantity		Amount (Rs. in lakh)	
		Procurement/ Production	Sale	Procurement/ Production	Sale	Procurement/ Production	Sale	Procurement/ Production	Sale
1	Sugar	413200	421732		12837.23	533271	470230		14502.28
2	Molasses	232410	242661		1374.32	290138	252712		1675.18
3.	Press Mud		177300		5.55		788700		25.42
	Total				14217.10				16202.88

Ch. Devi Lal Cooperative Sugar Mills Ltd., Gohana		
Company Profile		
1.1	Year of Incorporation(Date)	06.07.1979
1.2	Act under which incorporated	Cooperative Societies Act,1984
1.3	Contact details (registered / Corporate Office)	
	1.3.1 Address	Ch. Devi Lal Coop. Sugar Mills Ltd., Vill. Ahulana, Gohana (Sonipat)
	1.3.2 District	Sonipat
	1.3.3 State	Haryana
	1.3.4 Pin	131301
	1.3.5 URL address, if any	-
	1.3.6 E-mail address, if any	cdlsmgohana@gmail.com
	1.3.7 Telephone Numbers	01263- 269244
	1.3.8 Fax Numbers	01263-269172
<p>Main Objectives:-</p> <p>(1) To manufacture white sugar out of sugarcane.</p> <p>(2) Implementation of welfare schemes for upliftment of growers/farmers of the region.</p> <p>(3) To undertake measures for development of sugarcane farming including supply of seed, manure, implements, irrigation facilities and other production requisites.</p>		

Ch. Devi Lal Coop. Sugar Mills Ltd. Gohana				
Financial data for the years 2019-20 & 2020-21				
Sr. No.	Particulars		Rs. in Lakh	
			2019-20	2020-21
1	Authorised Capital		6759.34	6779.03
2	Paid up share capital			
	2.1	Central Govt.	0.00	0.00
	2.2	State Govt.	1258.00	1258.00
	2.3	Others	5501.34	5521.03
		Total	6759.34	6779.03
3	Reserves & Surplus		5953.16	6069.40
4	Loans			
	4.1	Central Govt. Loan	0.00	0.00
	4.2	State Govt. Loan	20719.29	23290.63
	4.3	Others	1183.82	789.21
	4.4	Working Capital	7831.54	8024.61
		Total	29734.65	32104.45
5	Grant-in-aid		0.00	0.00
6	Current Assets, Loan & Advances		11810.05	13095.95
7	Current Liabilities & Provisions		10354.33	13563.32
8	Net Working Capital		1455.72	-467.37
9	Turnover/Revenue			
	9.1	from Govt. assigned activities	0.00	0.00
	9.2	from other core activities	11228.00	12451.19
	9.3	From miscellaneous activities	0.00	0.00
		Total	11228.00	12451.19
10	Profit / Loss (PAIT)			
	10.1	from Govt. assigned activities	0.00	0.00
	10.2	from other core activities	-4555.06	-4343.22
	10.3	From miscellaneous activities	0.00	0.00
		Total	-4555.06	-4343.22
11	Accumulated P/L		-33925.94	-38269.16
12	Dividend paid during the year		0.00	0.00
13	Status of Accounts (Audited upto the year)		2019-20	2019-20
14	Manpower			
	14.1	Sanctioned posts (Nos.)	460	460
	14.2	Filled up posts (Nos.)		
	1	No. of Group A employees	3	4
	2	No. of Group B employees	2	1
	3	No. of Group C employees	201	195
	4	No. of Group D employees	151	145
	A	Total (Regular posts 14.2(1) to 14.2(4))	357	345
	5	No. of Adhoc employees	0	0
	6	No. of contingency paid employees	0	0
	7	No. of work charged employees	0	0
	8	No. of contract employees	248	261
	B	Total (other than regular posts 14.2(5) to 14.2(8))	248	261
	C	Grand total (A+B)	605	606
	14.3	Actual expenditure (including DC)	2297.73	2508.00
Notes:- DC means Diminishing Cadre				

Ch. Devi Lal Cooperative Sugar Mills Ltd., Gohana									
Physical Performance for the years 2019-20 & 2020-21									
Sr. No.	Particulars	2019-20				2020-21			
		Quantity (in Qtls)		Amount (Rs. in lakh)		Quantity (in Qtls)		Amount (Rs. in lakh)	
		Procurement/ Production	Sale	Procurement/ Production	Sale	Procurement/ Production	Sale	Procurement/ Production	Sale
1	Sugar	326165	324159	9894.34	3052.31	396380	364005	10979.30	3016.25
2	Molasses	171800	183463	1233.16	672.16	282600	193712	1206.67	622.92
3	Bagasse	7375	7375	12.12	164.34	20712	20712	38.04	183.68
4	Press Mud	3250450	3250450	7.34	22567 (per Lac Qtls)	3250535	3250535	7.48	23000 (per Lac Qtls)

Haryana State Federation of Cooperative Sugar Mills Ltd.			
Company Profile			
1.1	Year of Incorporation(Date)		26.10.1966
1.2	Act under which incorporated		Cooperative Societies Act, 1984
1.3	Contact details (registered / Corporate Office)		
	1.3.1	Address	Bay No. 49-52, Sector-2, Panchkula.
	1.3.2	District	Panchkula
	1.3.3	State	Haryana
	1.3.4	Pin	134109
	1.3.5	URL address, if any	-
	1.3.6	E-mail address, if any	haryanasugarfed@gmail.com
	1.3.7	Telephone Numbers	0172-2590821- 822
	1.3.8	Fax Numbers	0172- 2590701
Main Objectives:- The objectives of the federation are to co-ordinate and facilitate the working of affiliated cooperative sugar mills and to assist in the promotion and organization of new cooperative sugar mills in Haryana.			

Haryana State Coop. Sugar Mills Ltd. (Sugar Federation)				
Financial data for the years 2019-20 & 2020-21				
Sr. No.	Particulars		Rs. in Lakh	
			2019-20	2020-21
1	Authorised Capital		0.00	0.00
2	Paid up share capital			
	2.1	Central Govt.	0.00	0.00
	2.2	State Govt.	111.07	112.63
	2.3	Others	1.10	1.10
		Total	112.17	113.73
3	Reserves & Surplus		118.29	122.40
4	Loans			
	4.1	Central Govt. Loan	0.00	0.00
	4.2	State Govt. Loan	0.00	0.00
	4.3	Others	0.00	0.00
	4.4	Working Capital	0.00	0.00
		Total	0.00	0.00
5	Grant-in-aid		0.00	0.00
6	Current Assets, Loan & Advances		685.77	6503.22
7	Current Liabilities & Provisions		574.47	6393.84
8	Net Working Capital		111.30	109.38
9	Turnover/Revenue			
	9.1	from Govt. assigned activities	0.00	0.00
	9.2	from other core activities	0.00	0.00
	9.3	From miscellaneous activities	0.00	0.00
		Total	0.00	0.00
10	Profit / Loss (PAIT) *			
	10.1	Total income	0.00	0.00
	10.2	Total expenditure	0.00	0.00
	10.3	Profit/loss	0.00	0.00
		Total	0.00	0.00
11	Accumulated P/L		0.00	0.00
12	Dividend paid during the year		0.00	0.00
13	Status of Accounts (Audited upto the year)		2019-20	2019-20
14	Manpower			
	14.1	Sanctioned posts (Nos.)	53	53
	14.2	Filled up posts (Nos.)		
	1	No. of Group A employees	3	3
	2	No. of Group B employees	3	2
	3	No. of Group C employees	21	17
	4	No. of Group D employees	12	12
	A	Total (Regular posts 14.2(1) to 14.2(4))	39	34
	5	No. of Adhoc employees	0	0
	6	No. of contingency paid employees	0	0
	7	No. of work charged employees	0	0
	8	No. of contract employees	7	12
	B	Total (other than regular posts 14.2(5) to 14.2(8))	7	12
	C	Grand total (A+B)	46	46
	14.3	Actual expenditure (including DC)	480.52	475.94
Notes:- DC means Diminishing Cadre				

Haryana State Federation of Consumers Cooperative Wholesale Stores Ltd. (CONFED)		
	Company Profile	
1.1	Year of Incorporation(Date)	1.10.1966
1.2	Act under which incorporated	Cooperative Societies Act.,1984
1.3	Contact details (registered / Corporate Office)	
	1.3.1	Address
	1.3.2	District
	1.3.3	State
	1.3.4	Pin
	1.3.5	URL address, if any
	1.3.6	E-mail address, if any
	1.3.7	Telephone Numbers
	1.3.8	Fax Numbers
<p>Main Objectives:-</p> <p>(1) To make bulk procurement of consumer goods from within the state and other state(s) for sale and supply to affiliated societies/stores and arrange for proper storage, packing, grading and transport of such goods.</p> <p>(2) To function as an agent of government and its under takings in public, private and cooperative sector for the distribution of controlled and other consumer goods and to import consumer goods from abroad in suitable circumstances on behalf of affiliated societies and other cooperatives.</p>		

Haryana State Federation of Consumers Coop Wholesale Ltd. (CONFED)				
Financial data for the years 2019-20 & 2020-21				
Sr. No.	Particulars		Rs. in Lakh	
			2019-20	2020-21
1	Authorised Capital		3000.00	3000.00
2	Paid up share capital			
	2.1	Central Govt.	0.00	0.00
	2.2	State Govt.	408.42	408.42
	2.3	Others	5.14	5.14
		Total	413.56	413.56
3	Reserves & Surplus		8631.65	13088.58
4	Loans			
	4.1	Central Govt. Loan	0.00	0.00
	4.2	State Govt. Loan	0.00	0.00
	4.3	Others	0.00	0.00
	4.4	Working Capital	12096.67	24260.22
		Total	12096.67	24260.22
5	Grant-in-aid		0.00	0.00
6	Current Assets, Loan & Advances		42614.40	62341.39
7	Current Liabilities & Provisions		30517.73	38081.17
8	Net Working Capital		12096.67	24260.22
9	Turnover/Revenue			
	9.1	from Govt. assigned activities	52130.69	66803.76
	9.2	from other core activities	0.00	0.00
	9.3	From miscellaneous activities	0.00	0.00
		Total	52130.69	66803.76
10	Profit / Loss (PAIT)			
	10.1	from Govt. assigned activities	1750.85	4438.30
	10.2	from other core activities	0.00	0.00
	10.3	From miscellaneous activities	0.00	0.00
		Total	1750.85	4438.30
11	Accumulated P/L		7828.43	12285.67
12	Dividend paid during the year		0.00	0.00
13	Status of Accounts (Audited upto the year)		205-16	2015-16
14	Manpower			
	14.1	Sanctioned posts (Nos.)	317	317
	14.2	Filled up posts (Nos.)		
	1	No. of Group A employees	1	1
	2	No. of Group B employees	1	1
	3	No. of Group C employees	16	13
	4	No. of Group D employees	31	19
	A	Total (Regular posts 14.2(1) to 14.2(4))	49	34
	5	No. of Adhoc employees	0	0
	6	No. of contingency paid employees	0	0
	7	No. of work charged employees	0	0
	8	No. of contract employees	105	99
	B	Total (other than regular posts 14.2(5) to 14.2(8))	105	99
	C	Grand total (A+B)	154	133
	14.3	Actual expenditure (including DC)	732.11	588.35
Notes:- DC means Diminishing Cadre				

Haryana State Federation of Consumers Cooperative Wholesale Stores Ltd. (CONFED)									
Physical Performance for the years 2019-20 & 2020-21									
Sr. No.	Particulars	2019-20				2020-21			
		Quantity		Amount (Rs. in lakh)		Quantity		Amount (Rs. in lakh)	
		Procurement/ Production	Sale	Procurement/ Production	Sale	Procurement/ Production	Sale	Procurement/ Production	Sale
1.	Wheat procurement (lac in MT)	0	0	0	254.81	0	0	0	424.17
2.	Paddy procurement (Lac in MT)	0	0	0	159.64	0	0	0	144.94
3.	PDS items (lac in Qtl.	74.76	74.41	42881.85	50620.95	140.5	139.5	53111.06	65132.15
4.	LPG (No in lacs)	1.64	1.64	1022.54	1095.29	1.55	1.55	1005.5	1102.5

The Haryana State Cooperative Apex Bank Ltd.		
Company Profile		
1.1	Year of Incorporation(Date)	01.11.1966
1.2	Act under which incorporated	Cooperative Societies Act, 1984
1.3	Contact details (registered / Corporate Office)	
	1.3.1 Address	SCO 78-80, Sector 17-B, Chandigarh
	1.3.2 District	-
	1.3.3 State	UT, Chandigarh
	1.3.4 Pin	160017
	1.3.5 URL address, if any	-
	1.3.6 E-mail address, if any	harcobank@yahoo.com
	1.3.7 Telephone Numbers	0172-2714520
	1.3.8 Fax Numbers	0172-2704349
<p>Main Objectives:-</p> <ol style="list-style-type: none"> 1.) To provide credit and Banking facilities to the members and non-members. 2.) Better resource mobilization. 3.) To act as apex financing institution for Central Cooperative Banks. 4.) To lay quality standards and its monitoring for effective functioning of HSCB and Central Cooperative Banks. 5.) To improve human resource development. 6.) To implement Core Banking Solution (CBS) in Apex Bank as well as Central Coop. Banks. 7.) To facilitate Central Cooperative Banks for timely receipt of interest subvention claims from NABARD/Govt. of India. 8.) To improve the financial position of the Primary Agricultural Co-operative Societies (PACS) in the State. 		

Haryana State Coop Apex Bank.(HARCO Bank)				
Financial data for the years 2019-20 & 2020-21				
Sr. No.	Particulars		Rs. in Lakh	
			2019-20	2020-21
1	Authorised Capital		40000.00	40000.00
2	Paid up share capital			
	2.1	Central Govt.	0.00	0.00
	2.2	State Govt.	11829.40	16129.71
	2.3	Others	15731.56	16431.25
		Total	27560.96	32560.96
3	Reserves & Surplus		68083.24	70628.71
4	Loans			
	4.1	Central Govt. Loan	0.00	0.00
	4.2	State Govt. Loan	0.00	0.00
	4.3	Others	435239.92	400647.53
	4.4	Working Capital	0.00	0.00
		Total	435239.92	400647.53
5	Grant-in-aid			
6	Current Assets, Loan & Advances		915986.71	891852.57
7	Current Liabilities & Provisions		815192.34	782527.26
8	Net Working Capital		100794.37	109325.31
9	Turnover/Revenue			
	9.1	from Govt. assigned activities	0.00	0.00
	9.2	from other core activities	56262.35	51626.98
	9.3	From miscellaneous activities	0.00	0.00
		Total	56262.35	51626.98
10	Profit / Loss (PAIT)			
	10.1	from Govt. assigned activities	0.00	0.00
	10.2	from other core activities	5150.17	6135.64
	10.3	From miscellaneous activities	0.00	0.00
		Total	5150.17	6135.64
11	Accumulated P/L		5150.17	6135.64
12	Dividend paid during the year		0.00	0.00
13	Status of Accounts (Audited upto the year)		2019-20	2020-21
14	Manpower			
	14.1	Sanctioned posts (Nos.)	593	593
	14.2	Filled up posts (Nos.)		
	1	No. of Group A employees	40	40
	2	No. of Group B employees	76	59
	3	No. of Group C employees	133	128
	4	No. of Group D employees	44	41
	A	Total (Regular posts 14.2(1) to 14.2(4))	293	268
	5	No. of Adhoc employees	14	0
	6	No. of contingency paid employees	0	21
	7	No. of work charged employees	0	0
	8	No. of contract employees	45	53
	B	Total (other than regular posts 14.2(5) to 14.2(8))	59	74
	C	Grand total (A+B)	352	342
	14.3	Actual expenditure (including DC)	3101.10	2956.86
Notes:- DC means Diminishing Cadre				

The Haryana State Cooperative Apex Bank Ltd.			
Physical Performance for the years 2019-20 & 2020-21			
Sr. No	Particulars	2019-20	2020-21
1	Deposits	363283.80	364546.82
2	Borrowings	435239.93	400647.53
3	Loan Issued	903657.00	838411.00
4	Loan Outstanding	683608.89	693495.00
5	Recoveries %	99.99%	99.95%

The Haryana State Cooperative Agriculture and Rural Development Bank Ltd.		
Company Profile		
1.1	Year of Incorporation(Date)	01.11.1966
1.2	Act under which incorporated	Cooperative Societies Act,1984
1.3	Contact details (registered / Corporate Office)	
	1.3.1 Address	Shakarita Bhawan, Bays No. 31-34, Sector 2, Panchkula.
	1.3.2 District	Panchkula
	1.3.3 State	Haryana
	1.3.4 Pin	-
	1.3.5 URL address, if any	www.haryana.card bank.com .
	1.3.6 E-mail address, if any	incharge.finance@gmail.com
	1.3.7 Telephone Numbers	0172-2587040, 2587041
	1.3.8 Fax Numbers	0172-2587069
<p>Main Objectives:-</p> <p>The main objective of the bank is purveyance of long term credit to agriculturists through District Primary Agriculture and Rural Development Banks (DPCARDBs) and their branches. HSCARDB acts as an Apex Institution both for providing long-term finance and for coordinating the functions of DPCARDBs and their branches.</p>		

Haryana State Cooperative Agriculture & Rural Development Bank(HSCA&RDB)				
Financial data for the years 2019-20 & 2020-21				
Sr. No.	Particulars		Rs. in Lakh	
			2019-20	2020-21
1	Authorised Capital		16000.00	16000.00
2	Paid up share capital			
	2.1	Central Govt.	0.00	0.00
	2.2	State Govt.	1315.00	1315.00
	2.3	Others	3046.02	3046.02
		Total	4361.02	4361.02
3	Reserves & Surplus		51117.60	51130.92
4	Loans			
	4.1	Central Govt. Loan	3441.13	3441.13
	4.2	State Govt. Loan	82985.22	89985.22
	4.3	Others	49905.26	35640.69
	4.4	Working Capital	277251.57	269847.14
		Total	413583.18	398914.18
5	Grant-in-aid		10000.00	7000.00
6	Current Assets, Loan & Advances		261872.64	268033.76
7	Current Liabilities & Provisions		249789.30	253547.24
8	Net Working Capital		12083.34	14486.52
9	Turnover/Revenue			
	9.1	from Govt. assigned activities	0.00	0.00
	9.2	from other core activities	20994.47	8811.30
	9.3	From miscellaneous activities	0.00	0.00
		Total	20994.47	8811.30
10	Profit / Loss (PAIT)			
	10.1	from Govt. assigned activities	0.00	0.00
	10.2	from other core activities	6392.30	2380.83
	10.3	From miscellaneous activities	0.00	0.00
		Total	6392.30	2380.83
11	Accumulated P/L		-39034.23	-36653.40
12	Dividend paid during the year		0.00	0.00
13	Status of Accounts (Audited upto the year)		2019-20	2019-20
14	Manpower			
	14.1	Sanctioned posts (Nos.)	2031	2031
	14.2	Filled up posts (Nos.)		
	1	No. of Group A employees	10	10
	2	No. of Group B employees	30	15
	3	No. of Group C employees	503	446
	4	No. of Group D employees	233	224
	A	Total (Regular posts 14.2(1) to 14.2(4))	776	695
	5	No. of Adhoc employees	13	13
	6	No. of contingency paid employees	0	0
	7	No. of work charged employees	0	0
	8	No. of contract employees	9	10
	B	Total (other than regular posts 14.2(5) to 14.2(8))	22	23
	C	Grand total (A+B)	798	718
	14.3	Actual expenditure (including DC)	8128.04	8897.18
Notes:- DC means Diminishing Cadre				

The Haryana State Cooperative Agriculture and Rural Development Bank Ltd.

Physical Performance for the years 2019-20 & 2020-21

Sr. No.	Particulars	2019-20		2020-21	
		Loan Advanced			
		No. of beneficiaries	Amount (Rs. in lakh)	No. of beneficiaries	Amount (Rs. in lakh)
1	Minor Irrigation	705	3364.03	329	1376.55
2	Farm Mechanisation	27	78.50	16	67.00
3	Land Development	307	1381.65	114	492.61
4	Dairy Development	99	429.15	85	287.55
5	Hort./Farm Forestry	180	893.30	84	407.70
6	Rural Housing	163	440.45	77	210.50
7	Non Farm Sector	413	1858.12	234	912.00
8	Purchase of Land	21	133.80	8	56.70
9	Rural Godowns	0	0.00	0	0.00
10	Others	89	369.45	54	187.65
	Total	2004	8948.45	1001	3998.26

<p align="center">The Haryana State Cooperative Development Federation Ltd. (HARCOFED)</p>		
Company Profile		
1.1	Year of Incorporation(Date)	1.11.1966
1.2	Act under which incorporated	Cooperative Societies Act,1984
1.3	Contact details (registered / Corporate Office)	
	1.3.1 Address	Bays 49-52, Sector 2
	1.3.2 District	Panchkula
	1.3.3 State	Haryana
	1.3.4 Pin	134139
	1.3.5 URL address, if any	-
	1.3.6 E-mail address, if any	harcofed@ymail.com
	1.3.7 Telephone Numbers	0172-2560340
	1.3.8 Fax Numbers	0172-2560332
<p>Main Objectives:- HARCOFED is primarily an educational institution entrusted with responsibility of imparting education and training to committee members, members, prospective members, young leaders and employees of co-operative institutions in Haryana state. Besides, being the mouthpiece of co-operative movement in the state, it is also one of its primary objectives to publicise the activities and achievements of various co-operative institutions.</p>		

Haryana State Coop. Development Federation Ltd. (HARCOFED)				
Financial data for the years 2019-20 & 2020-21				
Sr. No.	Particulars		Rs. in Lakh	
			2019-20	2020-21
1	Authorised Capital		0.00	0.00
2	Paid up share capital			
	2.1	Central Govt.	0.00	0.00
	2.2	State Govt.	223.80	263.80
	2.3	Others	2.33	2.44
		Total	226.13	266.24
3	Reserves & Surplus		243.17	266.96
4	Loans			
	4.1	Central Govt. Loan	0.00	0.00
	4.2	State Govt. Loan	0.00	0.00
	4.3	Others	0.00	0.00
	4.4	Working Capital	0.00	0.00
		Total	0.00	0.00
5	Grant-in-aid		392.00	360.00
6	Current Assets, Loan & Advances		938.14	996.29
7	Current Liabilities & Provisions		1018.10	1018.86
8	Net Working Capital		-79.96	-22.57
9	Turnover/Revenue			
	9.1	from Govt. assigned activities	0.00	0.00
	9.2	from other core activities	214.92	158.88
	9.3	From miscellaneous activities	0.00	0.00
		Total	214.92	158.88
10	Profit / Loss (PAIT)			
	10.1	from Govt. assigned activities	0.00	0.00
	10.2	from other core activities	32.72	30.22
	10.3	From miscellaneous activities	0.00	0.00
		Total	32.72	30.22
11	Accumulated P/L		238.64	268.76
12	Dividend paid during the year		0.00	0.00
13	Status of Accounts (Audited upto the year)		2019-20	2019-20
14	Manpower			
	14.1	Sanctioned posts (Nos.)	144	144
	14.2	Filled up posts (Nos.)		
	1	No. of Group A employees	0	0
	2	No. of Group B employees	0	0
	3	No. of Group C employees	14	15
	4	No. of Group D employees	11	11
	A	Total (Regular posts 14.2(1) to 14.2(4))	25	26
	5	No. of Adhoc employees	0	0
	6	No. of contingency paid employees	0	0
	7	No. of work charged employees	0	0
	8	No. of contract employees	39	39
	B	Total (other than regular posts 14.2(5) to 14.2(8))	39	39
	C	Grand total (A+B)	64	65
	14.3	Actual expenditure (including DC)	224.50	270.23
Notes:- DC means Diminishing Cadre				

The Haryana State Cooperative Development Federation Ltd. (HARCOFED)									
Physical Performance for the years 2019-20 & 2020-21									
Sr. No.	Particulars	2019-20				2020-21			
		Quantity		Amount (Rs. In lakh)		Quantity		Amount (Rs. in lakh)	
		Production	Sale	Production	Sale	Production	Sale	Production	Sale
1	Production and Sale of stationery			1.76	2.15			1.46	1.59

Haryana Dairy Development Cooperative Federation Ltd.		
Company Profile		
1.1	Year of Incorporation(Date)	1977
1.2	Act under which incorporated	Cooperative Societies Act, 1984
1.3	Contact details (registered / Corporate Office)	
	1.3.1 Address	Bay No. 21-22, Sector 2, Panchkula
	1.3.2 District	Panchkula
	1.3.3 State	Haryana
	1.3.4 Pin	134112
	1.3.5 URL address, if any	www.vitaindia.com
	1.3.6 E-mail address, if any	vitaindia@gmail.com
	1.3.7 Telephone Numbers	0172- 2586826, 2585159
	1.3.8 Fax Numbers	0172-2587527
<p>Main Objectives:-</p> <p>Haryana Dairy Development Cooperative Limited is an apex body for its affiliated milk unions. Its objective is to promote economic interest of milk producers of Haryana State particularly belonging to economically weaker section thereof, by purchase and processing of milk into milk products and marketing thereof by itself and/or through milk unions and by undertaking allied activities as are conducive for the promotion of dairy industry such as improvement of milch cattle and promotion of milk production.</p> <p>In addition, the federation provides technical guidance & financial assistance to its affiliated milk unions.</p>		

Haryana Dairy Development Coop Federation Ltd. (HDDCF)				
Financial data for the years 2019-20 & 2020-21				
Sr. No.	Particulars		Rs. in Lakh	
			2019-20	2020-21
1	Authorised Capital		4000.00	4000.00
2	Paid up share capital			
	2.1	Central Govt.	0.00	0.00
	2.2	State Govt.	2217.84	2115.34
	2.3	Others	849.58	849.58
		Total	3067.42	2964.92
3	Reserves & Surplus		2338.88	3619.92
4	Loans			
	4.1	Central Govt. Loan	0.00	0.00
	4.2	State Govt. Loan	0.00	0.00
	4.3	Others	0.00	0.00
	4.4	Working Capital	0.00	0.00
		Total	0.00	0.00
5	Grant-in-aid		0.00	0.00
6	Current Assets, Loan & Advances		7796.14	9353.36
7	Current Liabilities & Provisions		2641.48	3016.37
8	Net Working Capital		5154.66	6336.99
9	Turnover/Revenue			
	9.1	from Govt. assigned activities	0.00	0.00
	9.2	from other core activities	458.87	763.04
	9.3	From miscellaneous activities	0.00	0.00
		Total	458.87	763.04
10	Profit / Loss (PAIT)			
	10.1	from Govt. assigned activities	0.00	0.00
	10.2	from other core activities	26.90	332.13
	10.3	From miscellaneous activities	0.00	0.00
		Total	26.90	332.13
11	Accumulated P/L		1519.92	1852.05
12	Dividend paid during the year		0.00	0.00
13	Status of Accounts (Audited upto the year)		2017-18	2017-18
14	Manpower			
	14.1	Sanctioned posts (Nos.)	75	75
	14.2	Filled up posts (Nos.)		
	1	No. of Group A employees	2	4
	2	No. of Group B employees	1	0
	3	No. of Group C employees	7	9
	4	No. of Group D employees	4	4
	A	Total (Regular posts 14.2(1) to 14.2(4))	14	17
	5	No. of Adhoc employees	0	0
	6	No. of contingency paid employees	0	0
	7	No. of work charged employees	0	0
	8	No. of contract employees	38	45
	B	Total (other than regular posts 14.2(5) to 14.2(8))	38	45
	C	Grand total (A+B)	52	62
	14.3	Actual expenditure (including DC)	234.56	200.45
Notes:- DC means Diminishing Cadre				

Haryana Dairy Development Cooperative Federation Ltd.									
Physical Performance for the years 2019-20 & 2020-21									
Sr. No.	Particulars	2019-20				2020-21			
		Quantity		Amount (Rs. in lakh)		Quantity		Amount (Rs. in lakh)	
		Procurement/ Production	Sale	Procurement/ Production	Sale	Procurement/ Production	Sale	Procurement/ Production	Sale
1	Liquid Milk (lac ltrs.)	1688.28	1222.72	111049.92	112199.93	2049.85	1032.95	134696.00	137500.00
2	Ghee (MT)	5018.76	5363.44			7038.99	7397.98		
3	Butter (MT)	195.87	180.28			132.12	130.12		
4	Paneer (MT)	730.38	731.74			754.57	701.25		
5	Dahi (MT)	5920.13	5921.22			5001.30	4919.62		
6	Lassi (MT)	14478.09	14478.57			12534.76	12501.55		
7	SFM (MT)	429.52	429.56			265.12	250.74		

The Haryana State Cooperative Labour & Construction Federation Ltd.

Company Profile

1.1	Year of Incorporation(Date)	24.10.1966
1.2	Act under which incorporated	Cooperative Societies Act, 1984
1.3	Contact details (registered / Corporate Office)	
	1.3.1 Address	Bay No. 23-24, Sector 2, Panchkula
	1.3.2 District	Panchkula
	1.3.3 State	Haryana
	1.3.4 Pin	134109
	1.3.5 URL address, if any	-
	1.3.6 E-mail address, if any	hrylabourfed@gmail.com
	1.3.7 Telephone Numbers	0172-2572625, 2584623
	1.3.8 Fax Numbers	0172-2572625

Main Objectives:-

The objects of the federation shall be economic and social well-being and advancement of the labourers and for this purposes to organize, promote, co-ordinate help and develop the working of labour cooperatives.

Haryana State Coop. Labour & Construction Federation Ltd. (L/C Federation)				
Financial data for the years 2019-20 & 2020-21				
Sr. No.	Particulars		Rs. in Lakh	
			2019-20	2020-21
1	Authorised Capital		500.00	500.00
2	Paid up share capital			
	2.1	Central Govt.	0.00	0.00
	2.2	State Govt.	436.64	421.39
	2.3	Others	0.86	0.91
		Total	437.50	422.30
3	Reserves & Surplus		2411.70	2411.70
4	Loans			
	4.1	Central Govt. Loan	0.00	0.00
	4.2	State Govt. Loan	0.00	0.00
	4.3	Others	0.00	0.00
	4.4	Working Capital	3070.01	3119.81
		Total	3070.01	3119.81
5	Grant-in-aid		0.00	0.00
6	Current Assets, Loan & Advances		3682.76	3687.95
7	Current Liabilities & Provisions		487.23	3090.11
8	Net Working Capital		3195.53	597.84
9	Turnover/Revenue			
	9.1	from Govt. assigned activities	3880.53	3846.37
	9.2	from other core activities	0.00	0.00
	9.3	From miscellaneous activities	0.00	0.00
		Total	3880.53	3846.37
10	Profit / Loss (PAIT)			
	10.1	from Govt. assigned activities	176.36	164.01
	10.2	from other core activities	0.00	0.00
	10.3	From miscellaneous activities	0.00	0.00
		Total	176.36	164.01
11	Accumulated P/L		544.21	708.22
12	Dividend paid during the year		0.00	0.00
13	Status of Accounts (Audited upto the year)		2019-20	2019-20
14	Manpower			
	14.1	Sanctioned posts (Nos.)	137	137
	14.2	Filled up posts (Nos.)		
	1	No. of Group A employees	1	1
	2	No. of Group B employees	2	1
	3	No. of Group C employees	23	23
	4	No. of Group D employees	27	26
	A	Total (Regular posts 14.2(1) to 14.2(4))	53	51
	5	No. of Adhoc employees	0	0
	6	No. of contingency paid employees	0	0
	7	No. of work charged employees	0	0
	8	No. of contract employees	45	25
	B	Total (other than regular posts 14.2(5) to 14.2(8))	45	25
	C	Grand total (A+B)	98	76
	14.3	Actual expenditure (including DC)	475.41	456.46
Notes:- DC means Diminishing Cadre				

The Haryana State Cooperative Labour & Construction Federation Ltd.									
Physical Performance for the years 2019-20 & 2020-21									
Sr. No.	Particulars	2019-20				2020-21			
		Quantity		Amount (Rs. in lakh)		Quantity		Amount (Rs. in lakh)	
		Production	Sale	Production	Sale	Production	Sale	Production	Sale
1	No. of Societies	7905	-	-	-	7996	-	-	-
2	Work executed by L&C Societies	-	-	51141.52	-	-	-	46291.62	-
3	Contribution from Societies	-	-	510.56	-	-	-	572.46	-
4	Works executed under supervision of the Federation	-	-	448.52	-	-	-	282.99	-
5	Supervision Charges	-	-	21.72	-	-	-	11.90	-

The Haryana State Cooperative Housing Federation Ltd.		
Company Profile		
1.1	Year of Incorporation(Date)	7.06.1973
1.2	Act under which incorporated	Cooperative Societies Act, 1984
1.3	Contact details (registered / Corporate Office)	The Haryana State Cooperative Housing Federation Ltd., Bays No. 49-52, Sector 2, Panchkula (Haryana)
	1.3.1 Address	Bays No. 49-52, Sector 2, Panchkula
	1.3.2 District	Panchkula
	1.3.3 State	Haryana
	1.3.4 Pin	134112
	1.3.5 URL address, if any	-
	1.3.6 E-mail address, if any	housefedhry@gmail.com
	1.3.7 Telephone Numbers	0172-2575847, 2574142
	1.3.8 Fax Numbers	0172-2970952
<p>Main Objectives:-</p> <p>i) To grant loans or advances for construction of new houses and shop-cum-flats.</p> <p>ii) To acquire, purchase and hire land to develop it into plots and to construct houses on it.</p> <p>iii) To arrange bulk purchases of building materials.</p> <p>iv) To facilitate the working of primary cooperative house building societies.</p>		

Haryana State Coop. Housing Federation Ltd. (HSCHF)				
Financial data for the years 2019-20 & 2020-21				
Sr. No.	Particulars		Rs. in Lakh	
			2019-20	2020-21
1	Authorised Capital		10000.00	10000.00
2	Paid up share capital			
	2.1	Central Govt.	0.00	0.00
	2.2	State Govt.	4351.68	3691.90
	2.3	Others	299.79	298.62
		Total	4651.47	3990.52
3	Reserves & Surplus		96.74	107.34
4	Loans			
	4.1	Central Govt. Loan	0.00	0.00
	4.2	State Govt. Loan	1255.76	844.37
	4.3	Others	4239.62	4239.62
	4.4	Working Capital	9905.43	9362.59
		Total	15400.81	14446.58
5	Grant-in-aid		0.00	0.00
6	Current Assets, Loan & Advances		9959.87	9409.53
7	Current Liabilities & Provisions		54.44	46.81
8	Net Working Capital		9905.43	9362.72
9	Turnover/Revenue			
	9.1	from Govt. assigned activities	0.00	0.00
	9.2	from other core activities	1017.55	932.01
	9.3	From miscellaneous activities	0.00	0.00
		Total	1017.55	932.01
10	Profit / Loss (PAIT)			
	10.1	from Govt. assigned activities	0.00	0.00
	10.2	from other core activities	213.86	198.49
	10.3	From miscellaneous activities	0.00	0.00
		Total	213.86	198.49
11	Accumulated P/L		431.15	629.64
12	Dividend paid during the year		0.00	0.00
13	Status of Accounts (Audited upto the year)		2019-20	2020-21
14	Manpower			
	14.1	Sanctioned posts (Nos.)	47	47
	14.2	Filled up posts (Nos.)		
	1	No. of Group A employees	1	1
	2	No. of Group B employees	0	0
	3	No. of Group C employees	20	17
	4	No. of Group D employees	6	5
	A	Total (Regular posts 14.2(1) to 14.2(4))	27	23
	5	No. of Adhoc employees	0	0
	6	No. of contingency paid employees	0	0
	7	No. of work charged employees	0	0
	8	No. of contract employees	9	8
	B	Total (other than regular posts 14.2(5) to 14.2(8))	9	8
	C	Grand total (A+B)	36	31
	14.3	Actual expenditure (including DC)	254.63	242.07
Notes:- DC means Diminishing Cadre				

The Haryana State Cooperative Housing Federation Ltd.					
Physical Performance for the years 2019-20 & 2020-21					
		2019-20		2020-21	
Sr. No.	Particulars	Quantity	Amount (Rs. in lakh)	Quantity	Amount (Rs. in lakh)
1	Loan advances	--	114.4	--	--
2	No. of Houses constructed	23	--	--	--
3	Recovery of loan	--	336.4	--	343