



HARYANA BUDGET

हरियाणा बजट

AT A

GLANCE

एक दृष्टि में

1987-88

FINANCE DEPARTMENT

वित्त विभाग

GOVERNMENT OF HARYANA

हरियाणा सरकार



HARYANA BUDGET

हरियाणा बजट

AT A

GLANCE

एक दृष्टि में

1987-88

FINANCE DEPARTMENT
वित्त विभाग

GOVERNMENT OF HARYANA
हरियाणा सरकार

CONTENTS

	Pages
1. Haryana Budget, 1987-88	.. 2
REVENUE ACCOUNT	
2. Receipts and Expenditure, 1987-88 (overall)	.. 4
3. Receipts and Expenditure, 1987-88	.. 6
4. Revenue from Taxes and Duties, 1987-88	.. 8
5. Tax Collection Charges to Tax Receipts	.. 10
6. Expenditure on Social and Economic Services	.. 12
7. Debt Services, 1987-88	.. 14
CAPITAL ACCOUNT	
8. Capital Expenditure, 1980-81 to 1987-88	.. 16
9. Public Debt and Loans and Advances by the State Government from 1980-81 to 1987-88	.. 18
PLAN EXPENDITURE	
10. Annual Plan for 1987-88 .	.. 20—22
11. (a) State Income and per capita Income (at 1970-71 Prices)	.. 24
(b) State Income and per capita Income (at Current Prices)	.. 24

विषय-सूची

पृष्ठ

1. हरियाणा बजट, 1987-88	.. 2
राजस्व लेखा	
2. प्राप्तियां तथा खर्च, 1987-88 (समूचा)	.. 4
3. प्राप्तियां तथा खर्च, 1987-88	.. 6
4. करों तथा शुल्कों से राजस्व, 1987-88	.. 8
5. कर एकत्र करने के प्रभार का कर प्राप्तियों से अनुपात	.. 10
6. सामाजिक एवं आर्थिक सेवाओं पर खर्च	.. 12
7. ऋण सेवाएं, 1987-88	.. 14
पूंजीगत लेखा	
8. पूंजीगत खर्च, 1980-81 से 1987-88	.. 16
9. 1980-81 से 1987-88 तक राज्य सरकार द्वारा सार्वजनिक ऋण, कर्ज तथा पेशगियों	.. 18
आयोजनागत खर्च	
10. वर्ष 1987-88 के लिये वार्षिक योजना	.. 20—22
11. (क) राज्य आय तथा प्रति व्यक्ति आय (1970-71 के मूल्यों के आधार पर)	.. 24
(ख) राज्य आय तथा प्रति व्यक्ति आय (वर्तमान मूल्यों पर)	.. 24

हरियाणा बजट, 1987-88
THE HARYANA BUDGET, 1987-88

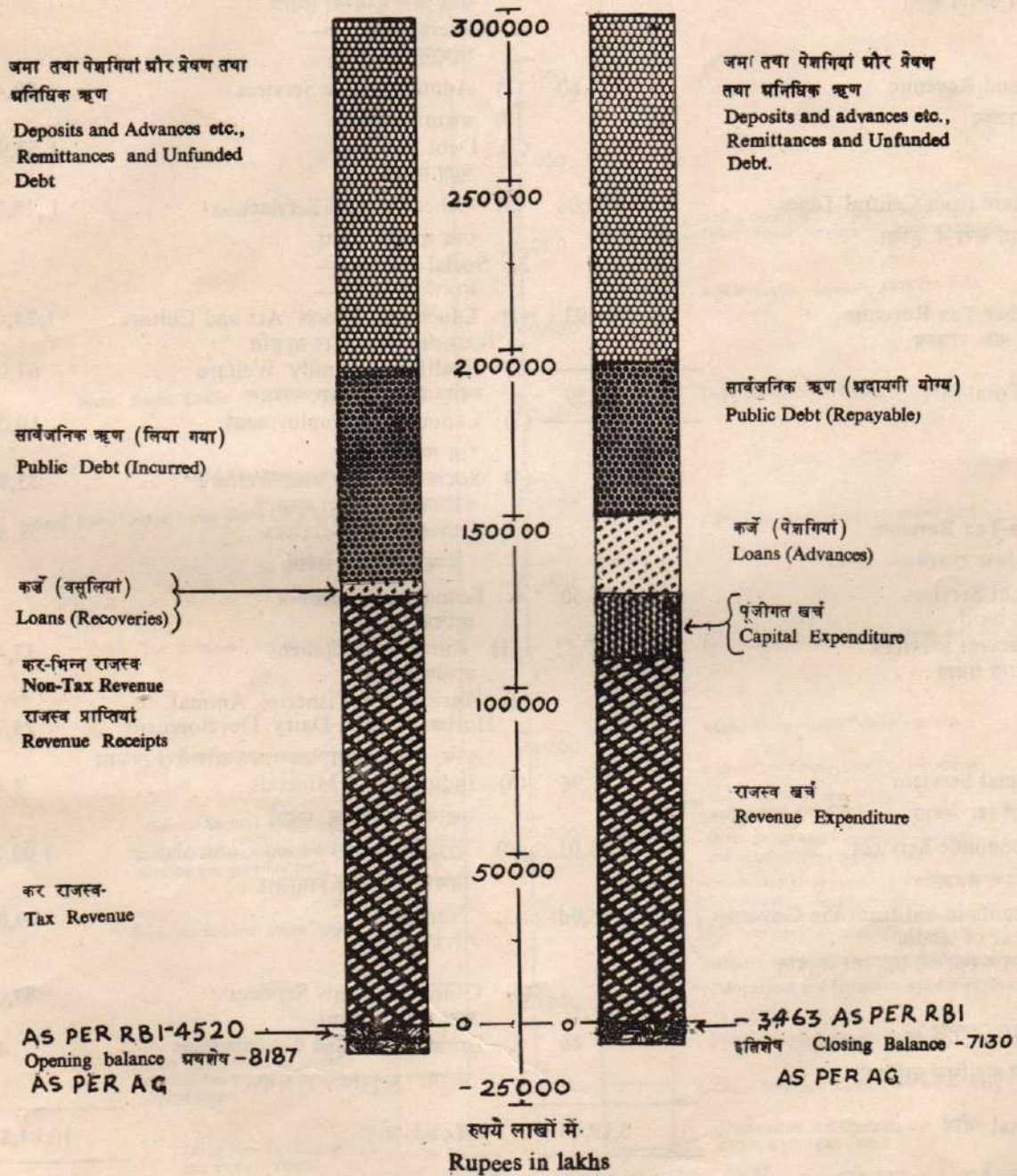
समूचा बजट, 1987-88
OVERALL BUDGET, 1987-88
राजस्व, पूंजीगत तथा लोक लेखा
REVENUE, CAPITAL AND PUBLIC ACCOUNT

(रुपये लाखों में)
(Rupees in lakhs)

आय Income		खर्च Expenditure	
(1) Opening balance अथशेष	..	(1) Revenue Expenditure राजस्व खर्च	10,84,34
(a) As per A. G.	(—)81.87		
(b) As per R.B.I.	(—)45,20		
(2) Revenue Receipts राजस्व प्राप्तियां	12,75,07	(2) Capital Expenditure पूंजीगत खर्च	1,84,76
(3) Loans (Recoveries) कर्ज (वसूलियां)	35,43	(3) Loans (Advances) कर्ज (पेशगियां)	2,36,68
(4) Public Debt (Incurred) सार्वजनिक ऋण (लिया गया)	5,97,48	(4) Public Debt (Repayable) सार्वजनिक ऋण (अदायगी योग्य)	4,64,96
(5) Deposits and Advances etc., Remittances and Unfunded Debt जमा तथा पेशगियां और प्रेषण तथा अनिधिक ऋण	10,39,54	(5) Deposits and Advances, etc., Remittances and Unfunded Debt जमा तथा पेशगियां और प्रेषण तथा अनिधिक ऋण	9,66,21
		(6) Inter-State Settlement अन्तरराज्य निपटान
		Total जोड़	29,36,95
		Closing Balance इतिशेष
		(a) As per A.G.	(—)71,30
		(b) As per R.B.I.	(—)34,63
Total जोड़	28,65,65*	Total जोड़	28,65,65*

*The totals are as per balance of A.G., Haryana.

समूचा बजट OVERALL BUDGET 1987-88



राजस्व लेखा
REVENUE ACCOUNT
1987-88

(रुपये लाखों में) (Rupees in lakhs)

प्राप्तियां Receipts		खर्च Expenditure	
Tax Revenue—		1. Fiscal Services—	
कर राजस्व—		वित्त सम्बन्धी सेवाएं—	
(1) Sales Tax ..	3,00,02	(1) Tax Collection Charges ..	12,24
बिक्री कर		कर वसूली प्रभार	
(2) State Excise Duties ..	1,57,76	(2) Other Fiscal Services ..	60
राज्य उत्पाद शुल्क		अन्य वित्त सम्बन्धी सेवाएं	
(3) Land Revenue ..		2. General Services—	
भू-राजस्व		सामान्य सेवाएं—	
(1) Administrative Services ..	80	(1) Administrative Services ..	89,48
		प्रशासकीय सेवाएं	
(2) Debt Services ..		(2) Debt Services ..	1,57,90
		ऋण सेवाएं	
(4) Share from Central Taxes ..	1,05,08	(3) Other General Services ..	1,18,37
केन्द्रीय करों से हिस्सा		अन्य सामान्य सेवाएं	
(5) Other Tax Revenue ..		3. Social Services—	
अन्य कर राजस्व		सामाजिक सेवाएं—	
(1) Education, Sports, Art and Culture	1,91,93	(1) Education, Sports, Art and Culture	1,74,48
शिक्षा, खेल, कला और संस्कृति		(2) Health and Family Welfare ..	67,05
		स्वास्थ्य तथा परिवार कल्याण	
		(3) Labour and Employment ..	10,36
		श्रम तथा रोजगार	
		(4) Social Security and Welfare ..	35,99
		कामिक सुरक्षा तथा कल्याण	
		(5) Other Social Services ..	58,34
		अन्य सामाजिक सेवाएं	
Total जोड़ ..	7,55,59	4. Economic Services—	
		आर्थिक सेवाएं—	
2. Non-Tax Revenue		कर-भिन्न राजस्व—	
कर-भिन्न राजस्व—		आर्थिक सेवाएं—	
(1) Debt Services ..	86,50	(1) Rural Development ..	37,46
ऋण सेवाएं		ग्रामीण विकास	
(2) General Services ..	57,51	(2) Agriculture, Fisheries, Animal Husbandry and Dairy Development	25,74
सामान्य सेवाएं		कृषि, मत्स्य पालन, पशु-पालन और डेरी विकास	
(3) Social Services ..	15,96	(3) Industry and Minerals ..	8,47
सामाजिक सेवाएं		उद्योग तथा खनिज पदार्थ	
(4) Economic Services ..	1,53,01	(4) Irrigation and Flood Control ..	1,00,78
आर्थिक सेवाएं		सिंचाई तथा बाढ़ नियन्त्रण	
(5) Grants-in-aid from the Government of India	2,05,64	(5) Transport ..	99,65
भारत सरकार से सहायता अनुदान		परिवहन	
(6) Other Non-Tax Receipts ..	86	(6) Other Economic Services ..	87,01
अन्य कर-भिन्न प्राप्तियां		अन्य आर्थिक सेवाएं	
Total जोड़ ..	5,19,48	5. Grants-in-aid and Contributions	
		सहायता अनुदान तथा अंशदान	
Grand Total कुल जोड़ ..	12,75,07	Total जोड़ ..	10,84,34
		Surplus बचत ..	

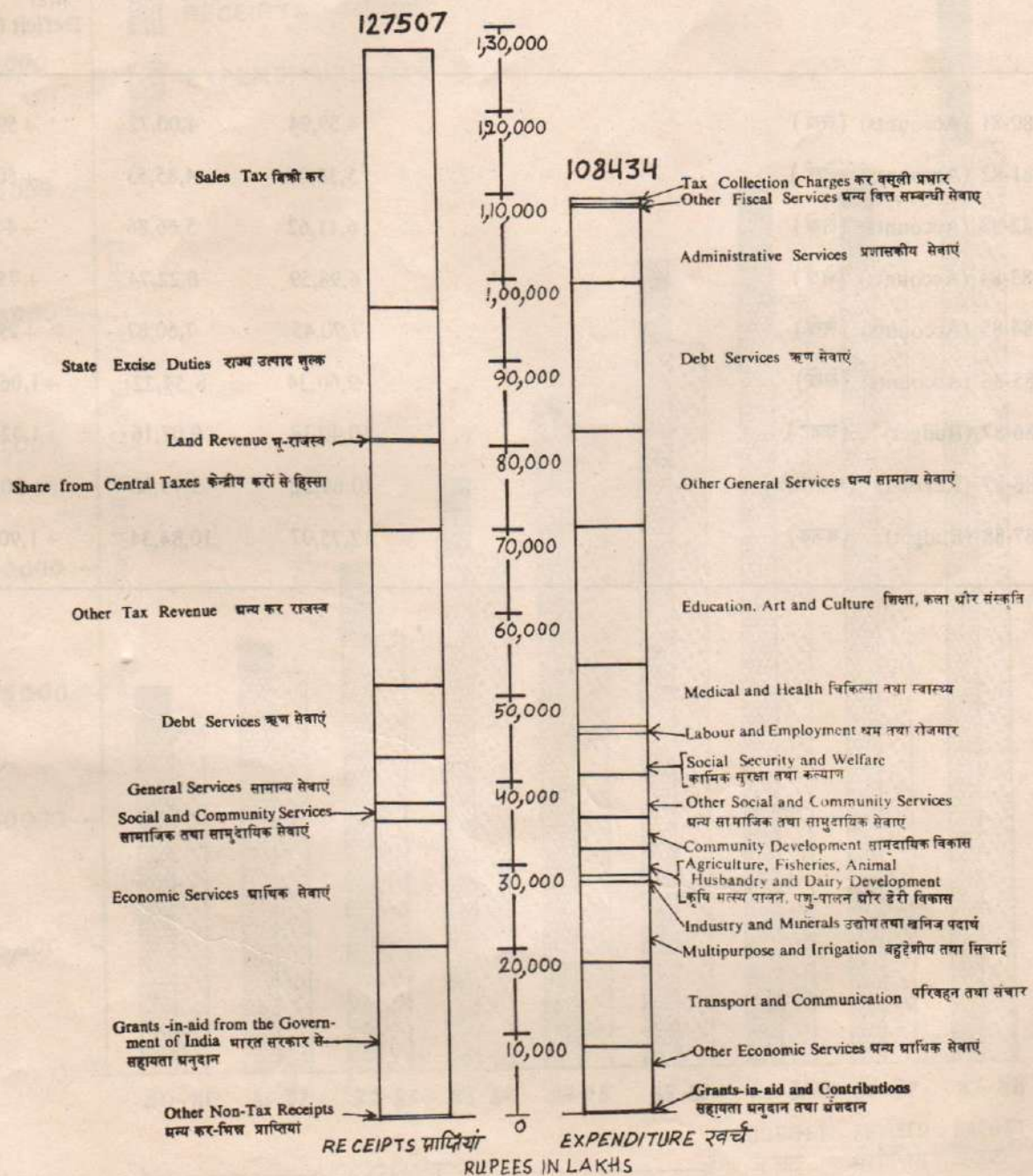
टिप्पणी—इस पृष्ठ के सामने दिये गये चार्ट में विभिन्न शीर्षों के अधीन एक रुपये के अनुपात से प्राप्तियां तथा संवितरण दिखाये गये हैं।
Note.—The chart facing this page depicts Receipts and Disbursements under different heads in terms of a rupee.

हरियाणा बजट

THE HARYANA BUDGET

REVENUE ACCOUNT राजस्व लेखा

1987-88



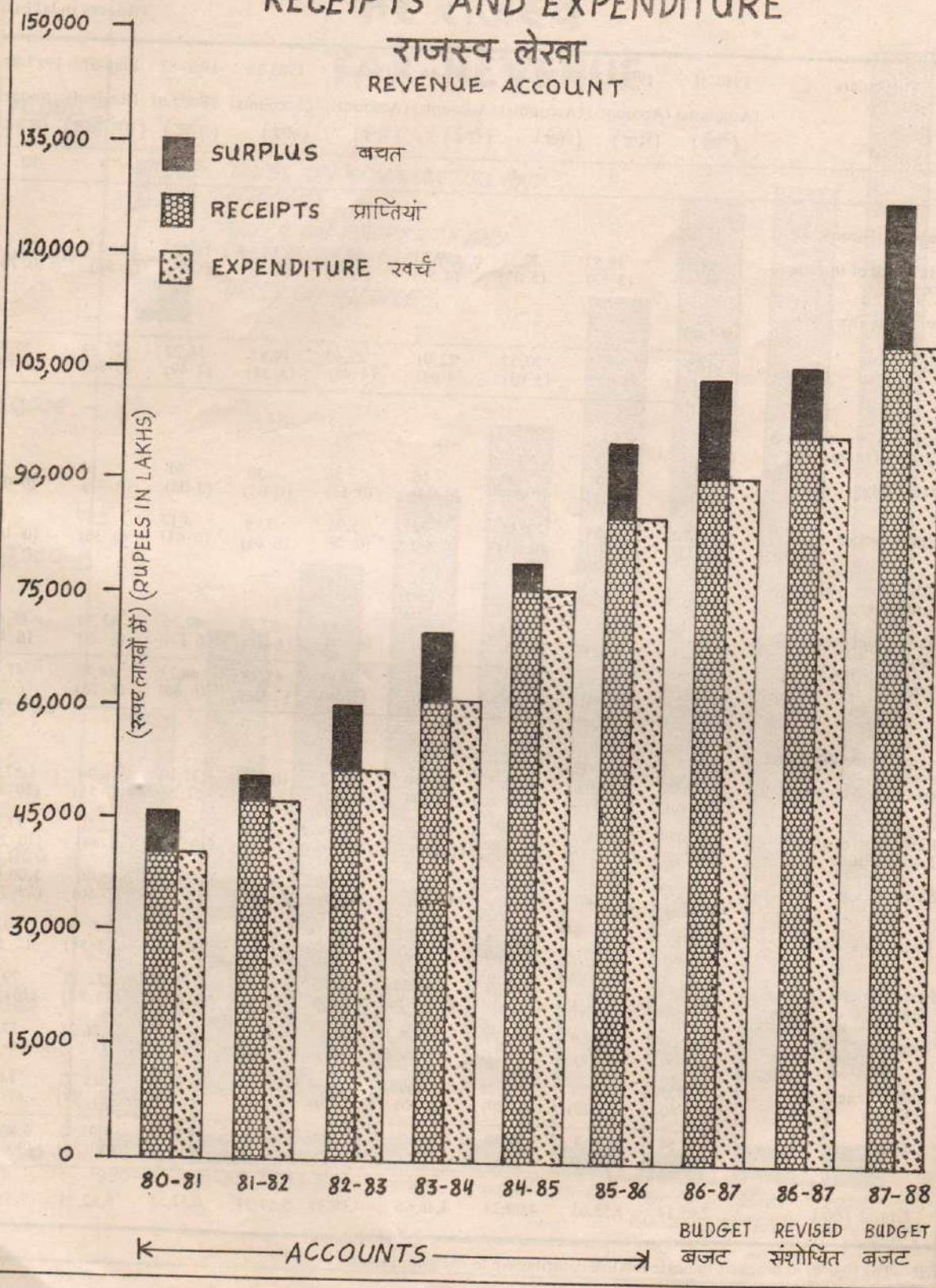
राजस्व लेखा
REVENUE ACCOUNT

प्राप्तियां तथा खर्च
RECEIPTS AND EXPENDITURE

(रुपये लाखों में)
(Rupees in lakhs)

वर्ष Year	प्राप्तियां Receipts	खर्च Expenditure	बचत Surplus (+) घाटा Deficit (—)
1980-81 (Accounts) (लेखे)	4,59,94	4,00,72	+ 59,22
1981-82 (Accounts) (लेखे)	5,36,07	4,85,53	+ 50,54
1982-83 (Accounts) (लेखे)	6,11,62	5,66,86	+ 44,76
1983-84 (Accounts) (लेखे)	6,98,59	6,22,74	+ 75,85
1984-85 (Accounts) (लेखे)	7,90,45	7,60,87	+ 29,58
1985-86 (Accounts) (लेखे)	9,60,34	8,54,22	+ 1,06,12
1986-87 (Budget) (बजट)	10,40,14	9,07,16	+ 1,32,98
1986-87 (Revised) (संशोधित)	10,69,22	9,79,03	+ 90,19
1987-88 (Budget) (बजट)	12,75,07	10,84,34	+ 1,90,73

प्राप्तियां और खर्च
RECEIPTS AND EXPENDITURE
 राजस्व लेखा
 REVENUE ACCOUNT



राजस्व लेखा
REVENUE ACCOUNT

करों तथा शुल्कों से राजस्व
REVENUE FROM TAXES AND DUTIES

(लाखों रुपये में)
(Rupees in lakhs)

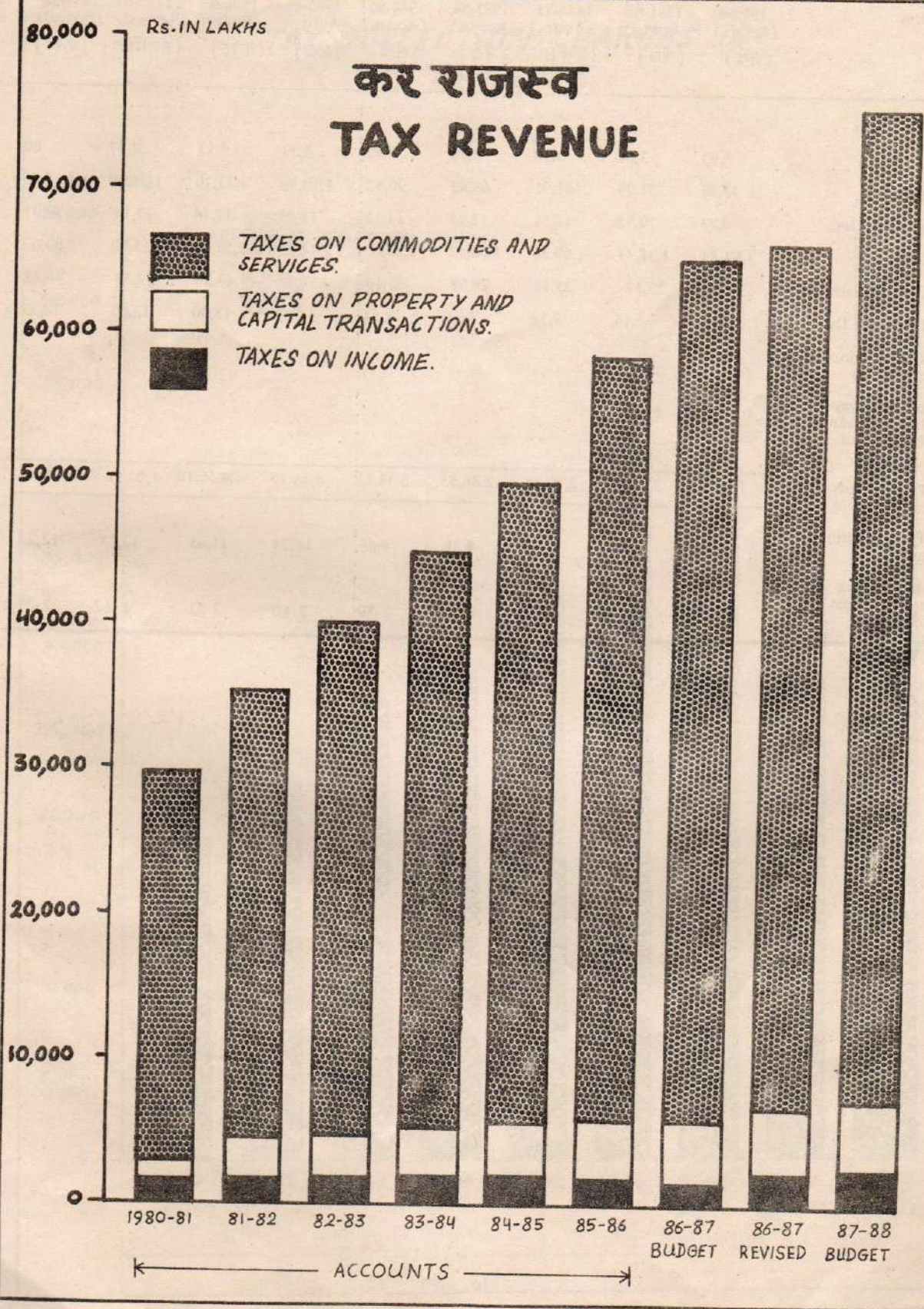
Particulars	1980-81	1981-82	1982-83	1983-84	1984-85	1985-86	1986-87	1986-87	1987-88
	(Accounts)	(Accounts)	(Accounts)	(Accounts)	(Accounts)	(Accounts)	(Budget)	(Revised)	(Budget)
	(लेखे)	(लेखे)	(लेखे)	(लेखे)	(लेखे)	(लेखे)	(बजट)	(संशोधित)	(बजट)
	1	2	3	4	5	6	7	8	9
									10
A. Taxes on income—									
(i) State Share of income tax ..	18,25 (6.18)	18,53 (5.17)	20,57 (5.03)	22,01 (4.93)	22,40 (4.49)	19,82 (3.38)	16,22 (2.49)	26,23 (3.96)	27,94 (3.70)
(ii) Profession Tax ..	1 (0.00)
Total ..	18,26 (6.18)	18,53 (5.17)	20,57 (5.03)	22,01 (4.93)	22,40 (4.49)	19,82 (3.38)	16,22 (2.49)	26,23 (3.96)	27,94 (3.70)
B. Taxes on Property and Capital Transactions—									
(i) Estate Duty ..	105 (0.36)	91 (0.25)	28 (0.07)	16 (0.04)	56 (0.12)	30 (0.05)	30 (0.05)	4 (0.01)	4 (0.01)
(ii) Land Revenue ..	3,92 (1.33)	3,64 (1.01)	3,38 (0.83)	3,76 (0.84)	3,95 (0.79)	3,79 (0.64)	4,17 (0.64)	2,37 (0.36)	80 (0.10)
(iii) Urban Immovable Property Tax ..	2 (0.01)	1 (—)	—	—	—	—
(iv) Stamps and Registration Fee ..	18,35 (6.22)	25,37 (7.08)	25,18 (6.15)	28,08 (6.28)	32,10 (6.43)	37,39 (6.37)	40,26 (6.17)	42,38 (6.39)	46,62 (6.17)
Total ..	23,34 (7.92)	29,93 (8.34)	28,84 (7.05)	32,00 (7.16)	36,61 (7.34)	41,48 (7.06)	44,73 (6.86)	44,79 (6.76)	47,46 (6.28)
Taxes on Commodities and Services—									
(i) State Excise Duties ..	42,98 (14.56)	51,99 (14.50)	61,91 (15.13)	68,40 (15.31)	90,52 (18.14)	1,10,96 (18.90)	1,31,10 (20.10)	1,36,00 (20.51)	1,57,76 (20.88)
(ii) State Share of Union Excise Duties ..	41,93 (14.20)	48,58 (13.55)	51,75 (12.64)	58,61 (13.12)	70,59 (14.15)	65,39 (11.13)	66,98 (10.27)	72,10 (10.88)	77,10 (10.20)
(iii) Sales Tax ..	1,04,83 (35.52)	1,38,37 (38.58)	1,59,26 (38.91)	1,66,52 (37.29)	1,83,86 (36.85)	2,34,35 (39.91)	2,50,52 (38.40)	2,55,00 (38.46)	3,00,02 (39.71)
(iv) Taxes on Vehicles ..	9,73 (3.30)	10,75 (3.00)	11,54 (2.82)	12,65 (2.83)	14,15 (2.84)	15,01 (2.56)	17,14 (2.63)	17,14 (2.58)	19,03 (2.52)
(v) Passenger and Goods Tax ..	32,94 (11.16)	39,65 (11.06)	46,26 (11.30)	51,34 (11.50)	54,83 (10.99)	66,15 (11.27)	78,44 (12.02)	72,38 (10.92)	79,55 (10.53)
(vi) Electricity Duty ..	14,04 (4.76)	12,69 (3.54)	19,77 (4.83)	26,19 (5.86)	17,45 (3.50)	22,40 (3.81)	34,22 (5.24)	26,24 (3.96)	32,35 (4.28)
(vii) Other Taxes and Duties ..	7,09 (2.40)	8,14 (2.26)	9,38 (2.29)	8,94 (2.00)	8,54 (1.70)	11,65 (1.98)	13,00 (1.99)	13,07 (1.97)	14,38 (1.90)
Total ..	2,53,54 (85.90)	3,10,17 (86.49)	3,59,87 (87.92)	3,92,65 (87.91)	4,39,94 (88.17)	5,25,91 (89.56)	5,91,40 (90.65)	5,91,93 (89.28)	6,80,19 (90.02)
Grand Total ..	2,95,14	3,58,63	4,09,28	4,46,66	4,98,95	5,87,21	6,52,35	6,62,95	7,55,59

N.B.—The figures in brackets indicate relative contribution to the grand total.

*गन्ना (विनियम, सप्लाई तथा खरीद नियन्त्रण) अधिनियम के अन्तर्गत प्राप्तियों से हुई आय भी शामिल है ।

*Includes also income from receipts under the Sugarcane (Regulation, Supply and Purchase) Control Act.

कर राजस्व TAX REVENUE

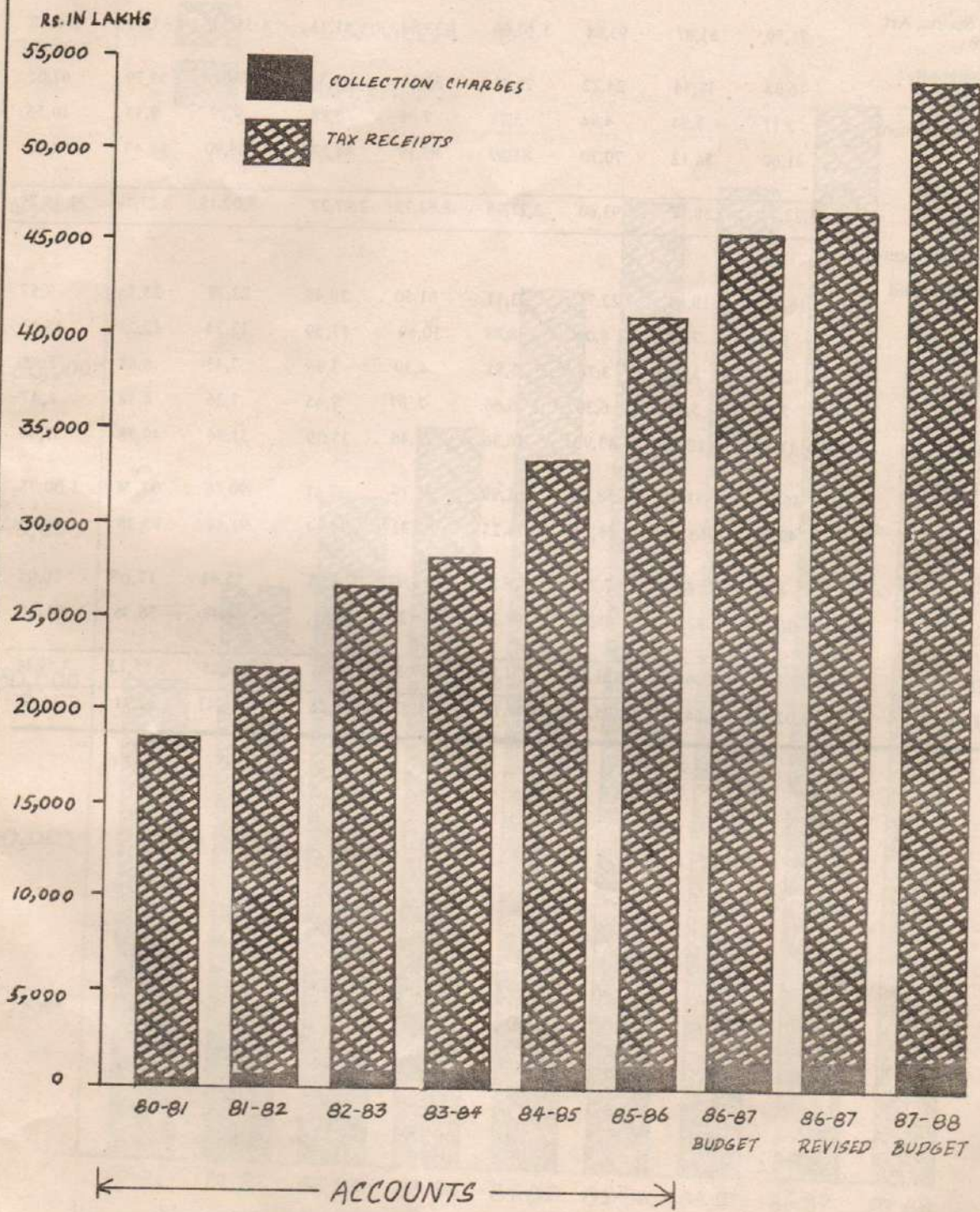


TAX COLLECTION CHARGES TO TAX RECEIPTS

(Rs. in lakhs)

Item	1980-81 (Accts.) (लेखे)	1981-82 (Accts.) (लेखे)	1982-83 (Accts.) (लेखे)	1983-84 (Accts.) (लेखे)	1984-85 (Accts.) (लेखे)	1985-86 (Accts.) (लेखे)	1986-87 (Budget) (बजट)	1986-87 (Revised) (संशोधित)	1987-88 (Budget) (बजट)
1. Tax Receipts ..									
Land Revenue ..	3,93	3,64	3,38	3,76	3,95	3,79	4,17	2,37	80
State Excise ..	42,98	51,99	61,91	68,40	90,52	1,10,96	1,31,10	1,36,00	1,57,76
Taxes on Vehicles ..	9,73	10,75	11,54	12,65	14,15	15,01	17,14	17,14	19,03
Sales Tax ..	1,04,83	1,38,37	1,59,26	1,66,52	1,83,86	2,34,35	2,50,52	2,55,00	3,00,02
Stamps and Registration	18,35	25,37	25,18	28,08	32,10	37,39	40,26	42,38	46,62
Other Taxes and Duties	7,09	8,14	9,38	8,94	8,54	11,65	13,00	13,07	14,38
Other Taxes on Income and Expenditure
Taxes on Immovable Property other than Agricultural Land ..	2	1
Total Tax Receipts ..	1,86,93	2,28,37	2,70,65	2,88,35	3,33,12	4,13,15	4,56,19	4,65,96	5,38,61
Total Tax Collection Charges ..	5,46	6,60	7,80	8,38	9,65	10,74	11,43	12,23	12,24
Percentage of Tax Collection Charges on Tax Receipts ..	2.92	2.77	2.88	2.91	2.89	2.60	2.51	2.62	2.27

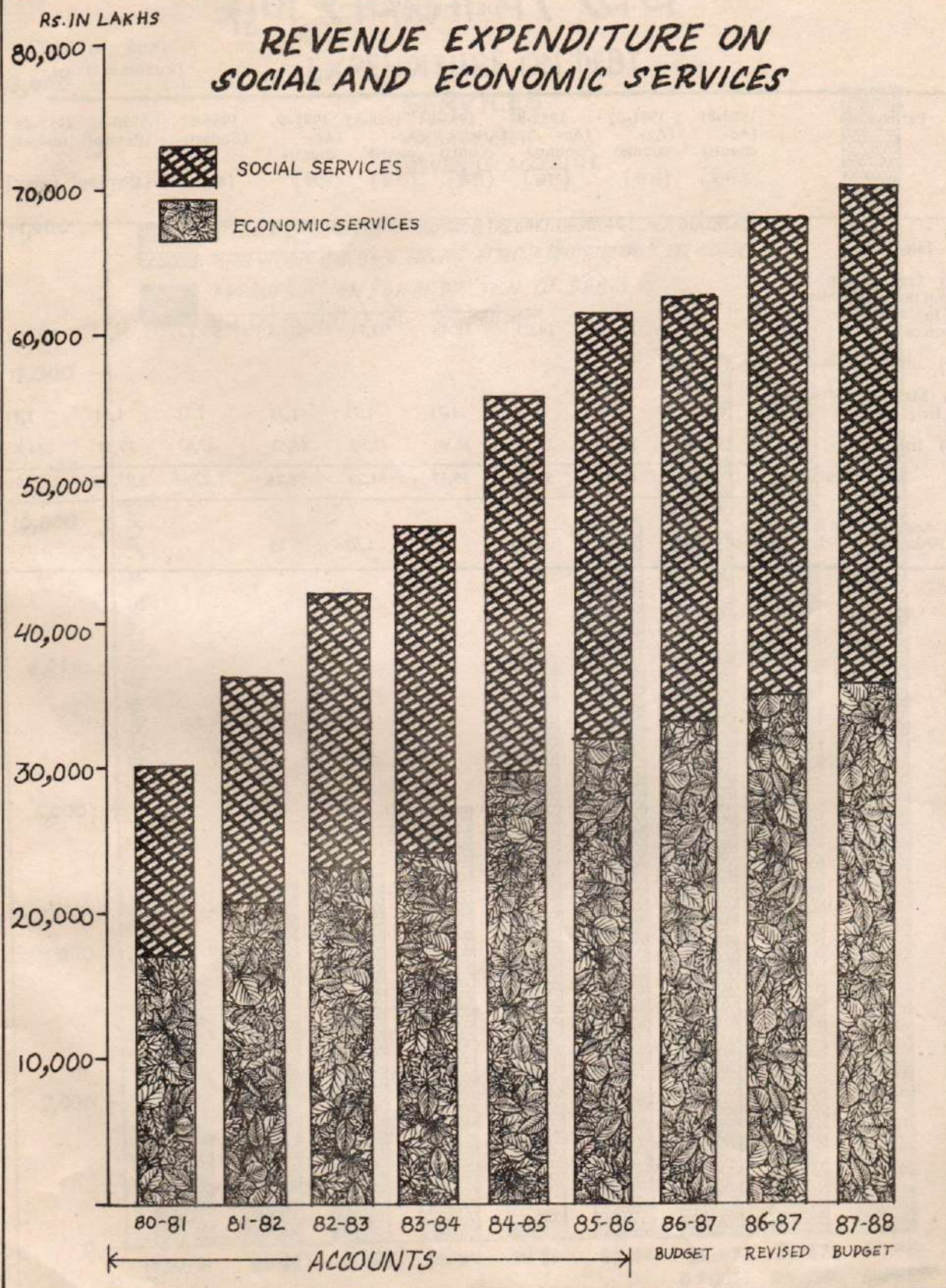
TAX COLLECTION CHARGES TO TAX RECEIPTS



REVENUE EXPENDITURE ON SOCIAL AND ECONOMIC SERVICES

(Rs in lakhs)

Item	1980-81 (Ac- counts) (लेखे)	1981-82 (Ac- counts) (लेखे)	1982-83 (Ac- counts) (लेखे)	1983-84 (Ac- counts) (लेखे)	1984-85 (Ac- counts) (लेखे)	1985-86 (Ac- counts) (लेखे)	1986-87 (Budget) (बजट)	1986-87 (Revised) (संशोधित)	1987-88 (Budget) (बजट)
I. Social Services—									
Education, Sports, Art and Culture ..	71,59	81,87	93,84	1,10,60	1,33,82	1,51,73	1,55,84	1,65,03	1,74,48
Health and Family Welfare ..	16,08	18,34	24,22	29,31	33,33	53,34	47,65	57,79	67,05
Labour & Employment	3,17	3,84	4,84	5,78	7,38	7,88	9,79	9,53	10,36
Others ..	41,60	54,12	70,70	81,69	89,19	84,27	88,90	95,43	94,32
Total (I) ..	1,32,44	1,58,17	1,93,60	2,27,38	2,63,72	2,97,22	3,02,18	3,27,78	3,46,21
II. Economic Services—									
Crop Husbandry and Fisheries ..	16,96	19,64	22,71	23,11	31,50	20,46	22,79	23,70	9,52
Animal Husbandry ..	5,98	7,47	8,09	8,88	10,69	11,59	13,34	12,23	15,02
Cooperation ..	2,64	3,82	3,76	3,81	4,30	3,96	7,43	6,68	5,96
Industries ..	5,76	5,48	6,30	6,66	7,87	7,95	7,36	8,18	8,47
Rural Development ..	11,86	12,84	13,99	16,36	25,46	35,09	31,34	40,78	37,46
Major & Medium Irrigation ..	46,00	53,55	58,66	61,99	76,19	77,61	90,66	94,74	1,00,78
Transport ..	49,49	63,44	68,24	74,25	82,31	94,94	91,41	95,38	99,65
Forestry and Wild Life ..	4,77	6,93	7,79	8,52	13,02	16,15	15,44	17,08	18,05
Others ..	26,36	32,97	41,97	38,22	46,21	50,31	44,48	56,36	64,20
Total (II) ..	1,69,82	2,06,14	2,31,51	2,41,80	2,97,55	3,18,06	3,24,25	3,55,13	3,59,11
Total (I plus II) ..	3,02,26	3,64,31	4,25,11	4,69,18	5,61,27	6,15,28	6,26,43	6,82,91	7,05,32



राजस्व लेखा
REVENUE ACCOUNT

ऋण सेवाएं
DEBT SERVICES

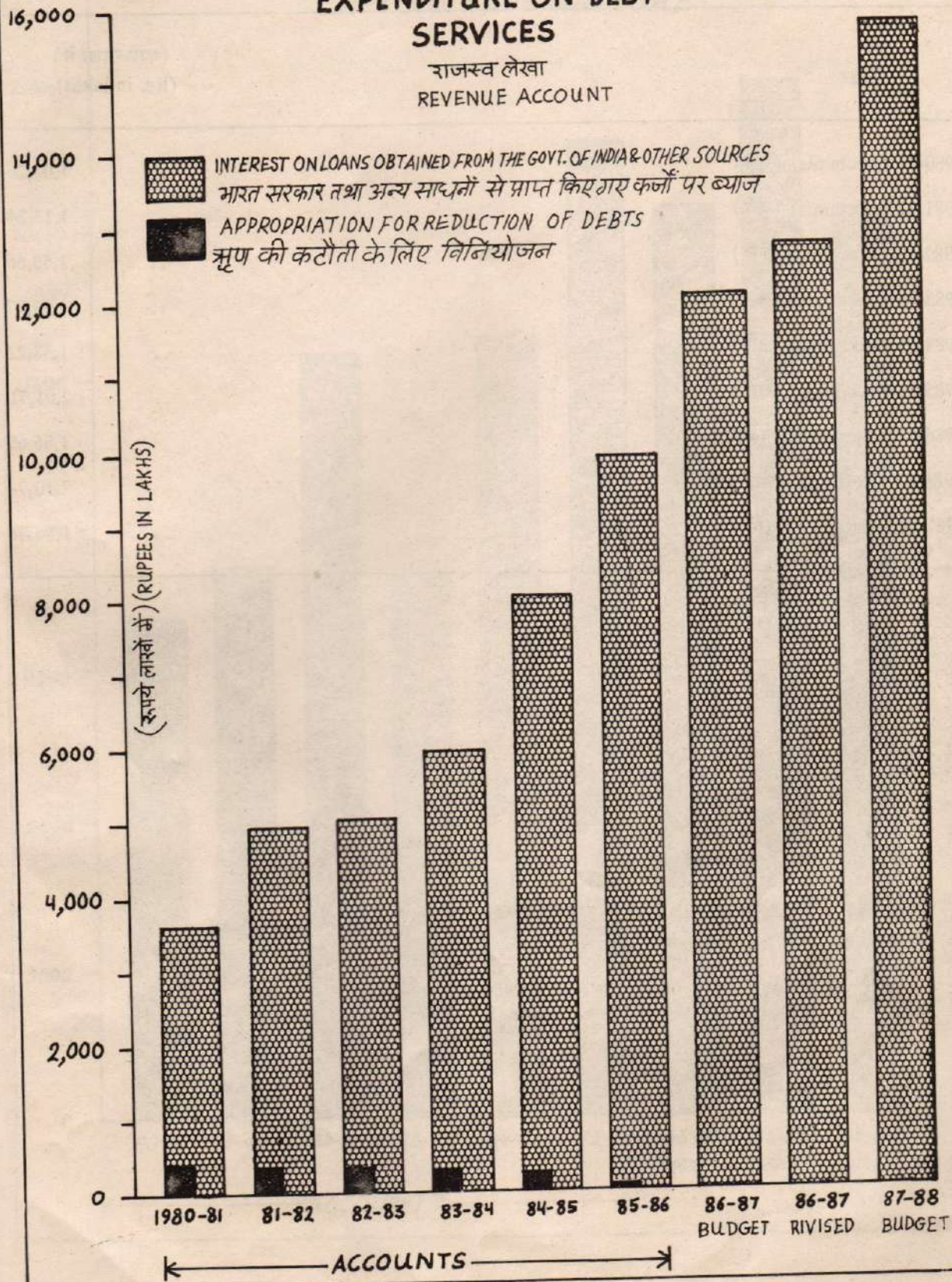
(रुपये लाखों में)
(Rupees in lakhs)

Particulars	1980-81 (Ac- counts) (लेखे)	1981-82 (Ac- counts) (लेखे)	1982-83 (Ac- counts) (लेखे)	1983-84 (Ac- counts) (लेखे)	1984-85 (Ac- counts) (लेखे)	1985-86 (Ac- counts) (लेखे)	1986-87 (Budget) (बजट)	1986-87 (Revised) (संशोधित)	1987-88 (Budget) (बजट)
I Interest on—									
(a) Loans obtained from the Government of India and other sources ..	9.33	17,12	14,03	18,48	37,74	50,04	73,12	76,17	1,01,51
(b) Investment in—									
(i) Major and Medium Irrigation ..	1,71	1,71	1,71	1,71	1,71	1,71	1,71	1,71	1,71
(ii) Irrigation ..	25,96	30,79	35,78	38,98	41,83	46,51	47,83	49,71	54,68
Total I.—Inte rest	37,00	49,62	51,52	59,17	81,28	98,26	1,22,66	1,27,59	1,57,90
II. Appropriation for Reduction of debts ..	4,51	4,08	3,56	3,04	1,69	33	..	—	—

ऋण सेवाओं पर खर्च

EXPENDITURE ON DEBT SERVICES

राजस्व लेखा
REVENUE ACCOUNT



पूँजीगत लेखा

CAPITAL ACCOUNT

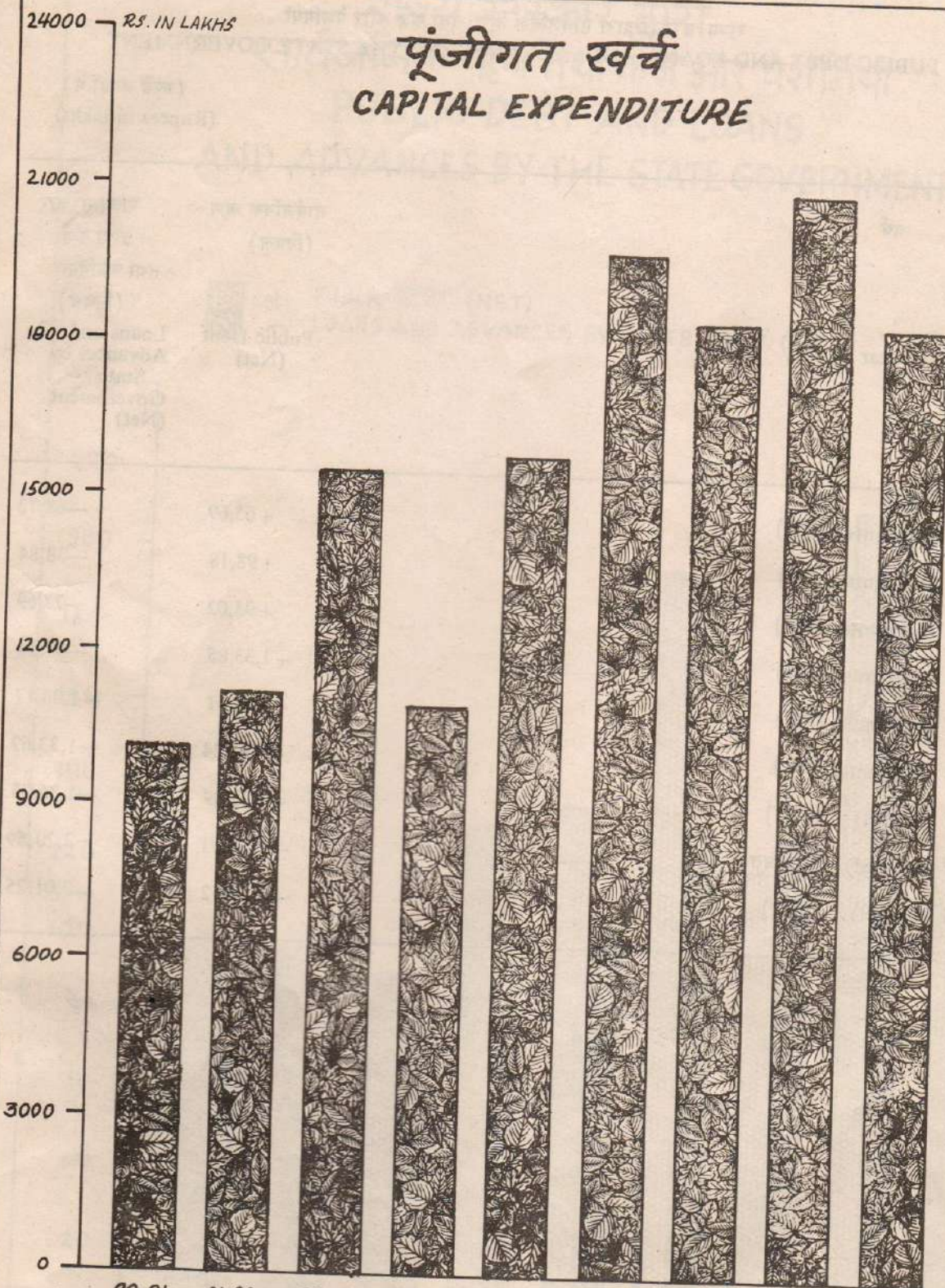
(पूँजीगत खर्च)

CAPITAL EXPENDITURE

वर्ष Year	(रुपये लाखों में) (Rs. in lakhs)
1980-81 (Accounts) (लेखे)	.. 1,02,26
1981-82 (Accounts) (लेखे)	.. 1,13,24
1982-83 (Accounts) (लेखे)	.. 1,55,66
1983-84 (Accounts) (लेखे)	.. 1,11,97
1984-85 (Accounts) (लेखे)	.. 1,58,22
1985-86 (Accounts) (लेखे)	.. 2,01,71
1986-87 (Budget) (बजट)	.. 1,86,65
1986-87 (Revised) (संशोधित)	.. 2,10,78
1987-88 (Budget) (बजट)	.. 1,84,76

पूंजीगत खर्च CAPITAL EXPENDITURE

RS. IN LAKHS



← ACCOUNTS →

BUDGET REVISED BUDGET



पूँजीगत लेखा
CAPITAL ACCOUNT

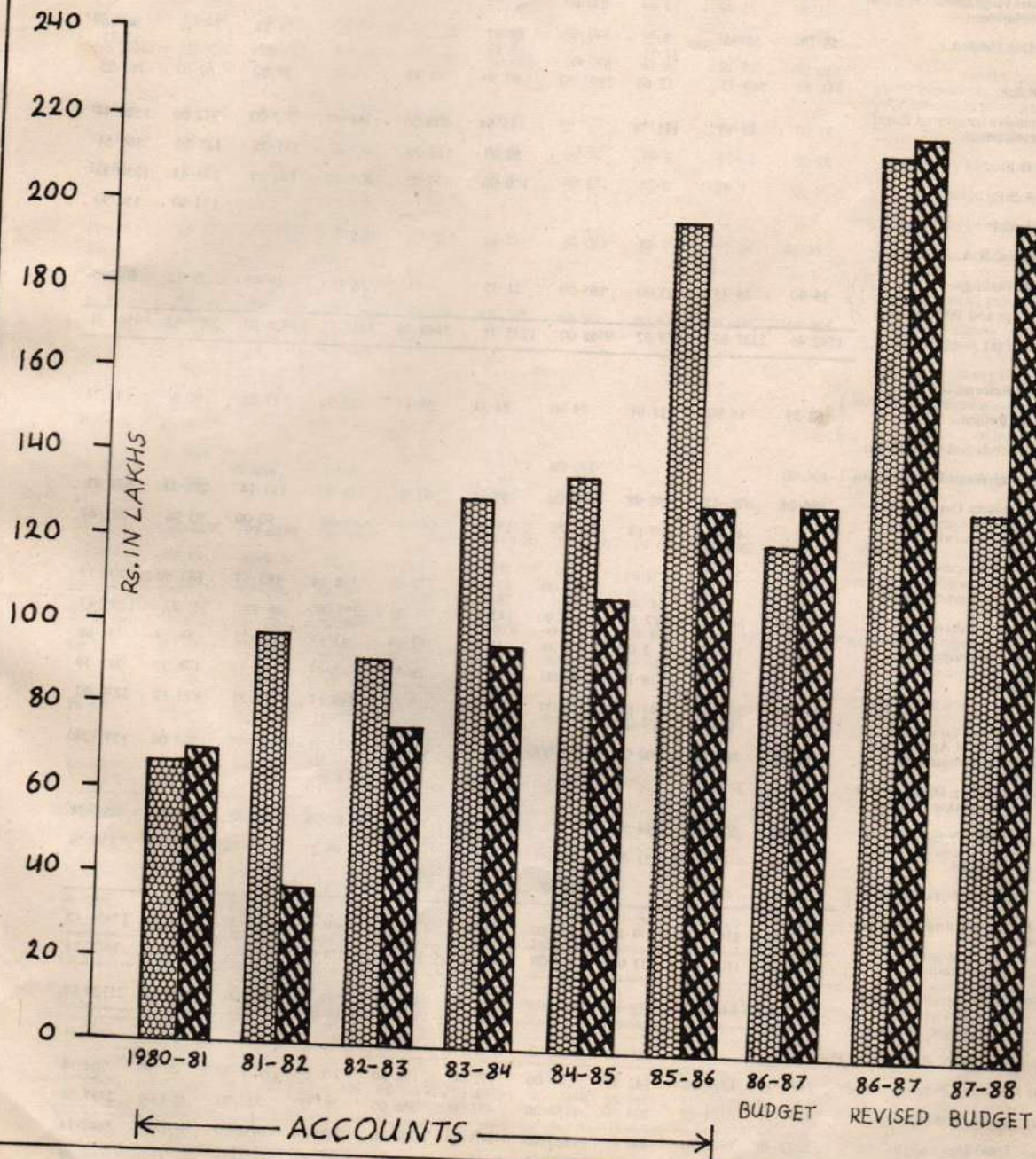
राज्य सरकार द्वारा सार्वजनिक ऋण तथा कर्जें और पेशगियां
PUBLIC DEBT AND LOANS AND ADVANCES BY THE STATE GOVERNMENT

(रुपये लाखों में)
(Rupees in lakhs)

वर्ष Year	सार्वजनिक ऋण (निवल) Public Debt (Net)	राज्य सरकार द्वारा कर्जें तथा पेशगियां (निवल) Loans and Advances by State Government (Net)
1980-81 (Accounts) (लेखे)	.. + 65,69	—68,72
1981-82 (Accounts) (लेखे)	.. + 98,18	—38,84
1982-83 (Accounts) (लेखे)	.. + 93,02	—77,69
1983-84 (Accounts) (लेखे)	.. + 1,33,85	—97,54
1984-85 (Accounts) (लेखे)	.. + 1,38,51	—1,06,17
1985-86 (Accounts) (लेखे)	.. + 1,98,24	—1,33,69
1986-87 (Budget) (बजट)	.. + 1,22,39	—1,36,05
1986-87 (Revised) (संशोधित)	.. + 2,16,71	—2,20,69
1987-88 (Budget) (बजट)	.. + 1,32,52	—2,01,25

राज्य सरकार द्वारा
सार्वजनिक ऋण तथा कर्जे और पेशगियां
PUBLIC DEBT AND LOANS
AND ADVANCES BY THE STATE GOVERNMENT

 + PUBLIC DEBT (NET)
 - LOANS AND ADVANCES BY STATE GOVT. (NET)



ACTUALS OF 5TH AND 6TH FIVE-YEAR PLANS]

(Rs. in lakhs)

Head of Development	Fifth Plan Outlay as financed in Oct., 1976	1974-79 Actuals	1979-80 Actuals	Sixth Plan 1980-85 Approved Outlay Rs. 1800.00 crores	1980-81 Actuals	1981-82 Actuals	1982-83 Actuals	1983-84 Actuals	1984-85 Actuals	Grand Total 1980-85
1	2	3	4	5	6	7	8	9	10	11
I. Agriculture—										
(a) Research and Education (Agricultural University)	511.77	517.80	155.41	1000.00	192.36	204.68	211.37	306.00	346.20	1260.61
(b) Crop Husbandry (Agriculture Department)	803.29	1043.78	357.15	5500.00	604.17	771.18	860.52	780.54	1323.62	4340.64
(c) Special Programme for Rural Development—										
(i) S.F.D.A./M.F.A.L.	58.70	55.94	39.21 37.31	..	18.07 13.33	78.33	..	96.40 13.33
(ii) D.P.A.P.	341.80	569.35	53.66	2893.00	97.50	67.99	69.96	58.80	67.00	361.25
(iii) Intensive Integrated Rural Development	..	12.48	111.78	..	135.89	298.55	348.00	372.00	372.00	1526.44
(iv) D.D.P.	52.07	152.50	107.72	119.25	135.00	566.54
(v) N.R.E.P.	100.00	337.75	208.08	180.09	224.43	1050.35
(vi) S.A.M.F.	154.90	154.90
(vii) D.W.C.R.A.
(d)(i) Marketing	..	26.90	28.45	25.00	165.00	21.35	3.81	36.48	29.49	203.85
(ii) Storage and Warehousing	79.72	79.72
Total (a) to (d)	1742.46	2227.80	779.52	9558.00	1235.35	1869.46	1842.13	1924.50	2702.87	9574.31
2. Land Reforms—										
(i) Land Reforms	62.35	58.80	18.91	75.00	24.34	25.17	22.31	17.05	16.86	105.73
(ii) Consolidation of Holdings
3. Soil and Water Conservation—										
(i) Agriculture Department	164.24	121.43	52.95	800.00	57.15	97.99	136.43	133.14	252.22	676.93
(ii) Forest Department	..	49.02	20.19	200.00	19.99	68.08	49.66	90.00	95.96	323.69
4. Area Development—										
Mewat Development Board	500.00	125.00	225.00	188.14	188.17	182.86	909.17
5. Animal Husbandry										
..	374.59	362.63	117.54	1100.00	142.15	201.76	257.00	26.49	345.97	1203.87
6. Dairy Development										
..	194.35	167.82	3.07	223.00	12.88	42.86	43.13	64.22	69.59	232.68
7. Fisheries										
..	48.94	50.48	39.18	195.00	36.72	29.53	45.74	92.43	108.97	313.39
8. Forests										
..	202.20	292.21	141.83	1450.00	167.04	311.65	319.17	539.92	893.12	2230.90
9. Investment in Agricultural Financial Institutions										
..	903.81	720.27	200.00	1250.00	210.00	230.00	222.11	203.17	212.00	1077.28
10. Community Development and Panchayats—										
(a) C.D. and N.E.S.	144.21	275.04	114.91	375.00	89.59	93.67	89.09	91.86	105.00	468.21
(b) Panchayats	20.30	17.62	51.01	275.00	32.00	60.97	96.05	67.44	81.83	338.29
(c) Food for Work N.R.E.P.	1000.00
I. Agriculture and Allied Services	3857.45	4343.12	1539.13	17001.00	2152.21	3256.14	3310.46	3668.39	5067.25	17454.45
II. Co-operation	1205.04	1103.82	333.06	2680.00	557.24	572.70	974.64	808.62	762.03	3675.23
Total I & II Agriculture and Allied Services	5062.49	5446.94	1872.19	19681.00	2709.45	3828.84	4285.10	4477.01	5829.28	21129.68
11. Multipurpose River Valley Projects—										
(a) Irrigation Portion	1180.95	1219.20	142.91	519.00	171.00	178.00	226.04	102.00	27.10	704.14
(b) Power Portion	7041.54	8423.82	504.30	1338.00	432.00	566.00	782.00	353.00	604.00	2737.00
Total (a) and (b)	8222.49	9643.02	647.21	1857.00	603.00	744.00	1008.04	455.00	631.10	3441.14
12. Irrigation (Major and Medium)	4317.90	35706.00	4234.00	4543.39	6002.98	4037.53	5463.38	24281.29
								††+500.00		††+500.00

13. Minor Irrigation--										
(i) Agriculture Department ..	100.00	102.23	44.44	400.00	85.84	160.55	245.83	129.45	144.36	766.03
(ii) Irrigation Department ..	355.61	350.62	144.20	800.00	123.00	84.99	115.71	103.35	242.36	669.91
(iii) M.I.T.C. ..	14262.02	14160.79	250.00	1171.00	1280.00	880.00	146.00	1980.00	2444.16	6730.16
13-A. C.A.D.A. ..	235.80	116.57	420.00	6405.00	57.52	21.71	1620.00	145.78	129.68	1974.69
14. Flood Control Projects ..	754.76	4145.58	2016.00	11400.00	1743.00	2021.32	1521.71	1009.46	1456.91	7752.40
15. Power Projects ..	16730.51	17702.54	5260.00	53162.00	6514.00	8046.00	9468.00	11959.00	91.98	45185.00
III. Total Water and Power Development ..	40661.19	46221.35	13099.35	110901.00	14640.36	16501.96	20128.27	19819.57 **+500.00	19710.45	90800.61 **+500.00
16. Industries ..	1271.46	941.49	340.80	3092.00	650.69	563.49	568.82	635.83	707.27	3126.10
IV. Industries and Minerals ..	1271.46	941.49	340.80	3092.00	650.69	563.49	568.82	635.83	707.27	3126.10
17. Civil Aviation ..	70.52	59.56	40.00	200.00	27.90	36.55	17.63	18.24	38.33	138.65
18. Roads and Bridges ..	2256.65	3444.36	1272.84	11000.00	1580.99	1682.95	1441.46	1200.21	1436.67	7342.28
19. Road Transport ..	2267.83	2205.08	758.58	5200.00	967.84	992.63	893.75	1000.75	1131.98	4986.95
20. Tourism ..	366.17	349.79	76.95	550.00	104.23	174.04	357.31	124.20	138.00	897.78
V. Total Transport and Communications ..	4961.37	6058.79	2148.37	16950.00	2680.96	2886.17	2710.15	2343.40	2744.98	13365.66
21. (i) General Education (Including Art and Culture) ..	2269.03	2563.31	578.17	5726.00	733.09	952.32	1019.38	1551.24	2245.36	6501.39
(ii) Sports ..	57.92	86.69	..	286.00	46.12	69.99	55.31	72.30	103.07	346.79
22. Technical Education ..	97.21	85.09	24.00	325.00	33.61	57.26	57.27	74.75	77.05	299.94
23. Medical (Excluding E.S.I.)--										
(i) Medical Education ..	577.00	493.66	179.98	850.00	125.00	127.08	199.99	180.80	189.02	821.89
(ii) Health (Including Sanitation) ..	1220.36	1135.01	268.60	3600.00	524.26	761.09	690.03	794.12	773.60	3543.10
(iii) Ayurveda ..	15.10	..	14.30	300.00	29.31	55.17	53.30	62.94	79.37	280.09
(iv) Employees State Insurance	19.62	0.58	50.00	2.29	3.05	4.22	6.46	8.91	24.83
24. Water Supply and Sewerage ..	1941.08	2069.84	967.63	10750.00	1240.77	1749.44	1988.44	1939.60	2672.20	9591.45
25. Housing (excluding Police Housing) ..	890.94	1194.04	398.88	2600.00	510.30	381.32	592.99	..
26. Police Housing ..	100.00	550.00	..	92.53	419.51	552.58	100.30	2649.33
27. Scientific Services and Research	20.00	20.00
27-A. Environmental Programme
28. Urban Development--										
(i) Financial Assistance to Local Bodies ..	152.50	242.50	184.00	700.00	147.00	100.00	100.00	106.72	281.00	734.72
(ii) Haryana Urban Development Authority
29. Information and Publicity ..	42.16	36.20	8.88	150.00	12.97	21.62	23.18	21.75	27.95	107.47
30.—Labour and Labour Welfare--										
(i) Labour Welfare ..	4.00	1.45	0.24	25.00	2.14	3.69	6.04	6.87	9.34	28.08
(ii) Employment Exchange ..	32.00	27.54	2.94	26.00	5.44	7.53	8.74	9.72	10.41	41.84
(iii) Industrial Training ..	31.00	29.08	19.71	224.00	25.21	34.76	55.39	47.74	103.89	226.99
31. Welfare of Scheduled Castes, Scheduled Tribes and Backward Classes ..	170.06	150.58	59.39	825.00	180.53	211.11	187.06	223.03	269.17	1070.90
32. Social Welfare ..	28.37	24.33	35.96	360.00	44.77	100.83	80.80	140.67	197.82	564.89
33. Nutrition ..	17.00	11.45	18.54	400.00	41.47	65.55	79.75	112.14	143.95	442.86
VI. Total Social and Community Services ..	7668.30	8170.39	2752.80	27747.00	3704.28	4794.14	5029.41	5903.43	7905.40	27336.66
34. Secretariat Economic Services (Planning Machinery)	15.80	4.60	50.00	6.50	9.00	8.86	19.84	10.98	55.18
35. Economic Advice and Statistics ..	37.63	21.66	1.24	34.00	4.50	6.01	7.14	8.48	9.47	35.60
VII. Total Economic Services ..	37.63	37.46	5.84	84.00	11.00	15.01	16.00	28.32	20.45	90.78
36. Printing and Stationery ..	25.78	19.62	..	245.00	..	8.00	18.40	27.90	52.10	106.40
37. General Administration ..	446.70	494.01	130.21	1300.00	204.18	239.33	220.54	255.59	221.96	1161.60
VIII. Total General Services ..	472.48	513.63	130.21	1545.00	204.18	247.33	238.94	283.49	274.06	1248.00
Grand Total (I to VIII) ..	60134.92	67390.05	20349.96	180000.00	24600.92*	28836.94*	32976.69*	33991.05*	37191.89*	157597.49*

*Includes expenditure on Natural Calamities as under :-

1980-81	=	366.32
1981-82	=	846.77
1982-83	=	1064.77
1983-84	=	170.40
1984-85	=	896.22

Total 3344.48

**Indicates expenditure incurred by Punjab Government on S.Y.L. against State's share of central assistance of Rs. 500 lakhs released direct to Punjab Government.

ANNUAL PLAN PROVISIONS

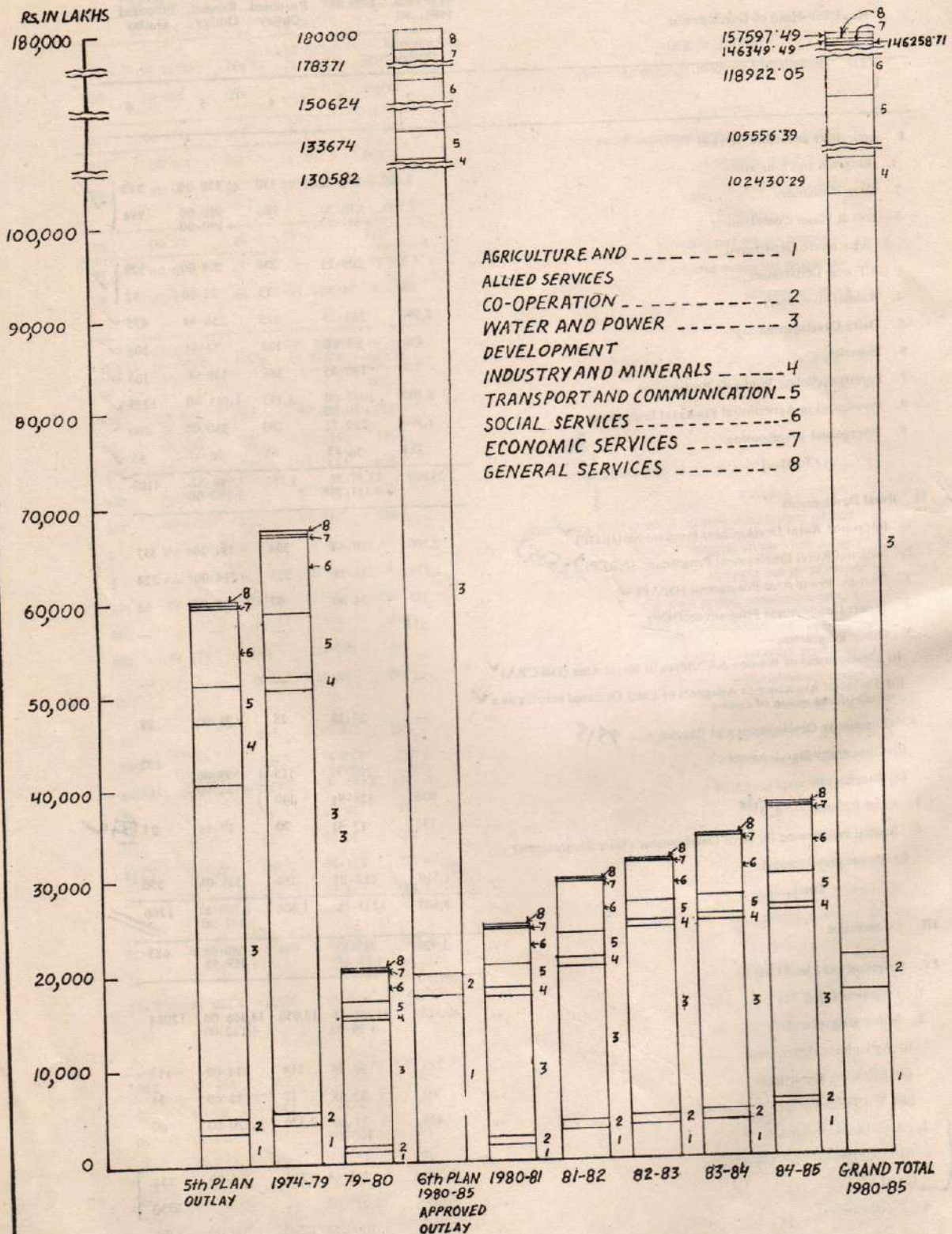
(Rs. in lakhs)

Head/Sub-Head of Development	Seventh Five	Actuals	1986-87	1986-87	1987-88
	year Plan 1985-90	1985-86	Proposed Outlay	Revised Outlay	Proposed Outlay
	Approved Outlay				
1	2	3	4	5	6
I. Agriculture and Allied Services					
1. Research and Education	2,400	296.50	350	350.00	360
2. Crop Husbandry	7,500	870.70 +341.73	980	980.00 +190.00	994
3. Soil & Water Conservation—					
(i) Agriculture Department	1,225	209.23	206	206.00	329
(ii) Forest Department	500	74.96	75	75.00	82
4. Animal Husbandry	2,500	269.28	415	256.44	475
5. Dairy Development	450	83.89	103	73.61	108
6. Fisheries	750	140.45	168	168.00	165
7. Forests including Wild Life Preservation	6,700	1045.00 +10.00	1,145	1,145.00	1259
8. Investment in Agricultural Financial Institutions	1,500	290.72	280	280.00	280
9. Storage and Warehousing	283	56.83	65	56.47	55
Total—I	23,808	33,37.56 +351.73*	3,787	3,590.52 +190.00	4107
II. Rural Development					
1. Integrated Rural Development Programme (IRDP)	2,790	379.44	394	394.00	337
2. National Rural Employment Programme (NREP)	1,374	235.73	232	214.00	224
3. Drought Prone Area Programme (DPAP)	337	54.00	67	67.00	68
4. Desert Development Programme (DDP)	575	—	—	—	—
5. Other Programme—					
(i) Development of Women & Children in Rural Area (DWCRA)	—	—	—	—	—
(ii) Financial Assistance to Assignees of Land Declared surplus as a result of imposition of ceiling	—	27.28	28	28.00	28
6. Community Development and Panchayat—					
(i) Community Development	979	202.27	175	399.00 +132.00	193
(ii) Panchayats	905	128.98	140	—	163
7. Land Reforms	135	17.41	20	17.38	23
8. Special Programme for Area Development (State Programmes)					
(i) Mewat Development	1,510	186.27	250	241.03	250
Total—II	8,605	1231.38	1,306	1,360.41 +132.00	1286
III. Co-operation					
	3,926	380.86 +23.48*	685	640.68 +459.59	685
IV. Irrigation and Flood Control					
1. Irrigation (M & M)	40,828	11208.58 +20.02	13,056	14,366.00 +132.00	12084
2. Minor Irrigation—					
(i) Agriculture Department	787	98.70	114	114.00	112
(ii) Irrigation Department	200	30.98	33	33.00	35
(iii) M.I.T.C.	430	77.00 +100.00	2,320	2,320.00	60
3. Area Development—					
(i) C.A.D.A.	1,500	213.64	214	214.00	334
(ii) M.I.T.C.	7,125	2,057.00	—	—	2350
4. Flood Control	7,569	1090.78	1,200	1,200.00	1300
Total—IV	58,439	14,776.68 +120.02*	16,937	18,247.00 +132.00	16275
V. Power					
	1,00,000	11,119.00	16,269	16,669.00	19504
VI. Non Conventional Sources of Energy					
	—	—	—	—	40
VII. Industry and Minerals					
	—	—	—	—	—

1. Industries	5,615	772.65	869	869.00	1,006
2. Weights and Measures	40	4.92	—	—	—
Total—VI	5,655	777.57	869	869.00	1,006
VIII. Transport					
1. Civil Aviation	332	23.42	39	39.00	36
2. Roads & Bridges	10,700	1,703.95	1,450	2,156.65	1,600
		+49.58		+132.00	
3. Road Transport	8,000	1,114.36	1,200	1,200.00	1,300
4. Tourism	1,100	128.00	138	138.00	150
Total—VIII	20,132	2,969.73	2,827	3,533.65	3,086
		+49.58*		+132.00	
IX. Scientific Services and Research					
1. S. & T. Programmes	165	20.11	25	25.00	80
2. Integrated rural energy programme	350	49.84	75	75.00	50
3. Environmental Programme	1,569	5.21	130	93.03	90
Total—VIII	2,084	75.16	230	193.03	220
X. Social and Community Services					
1. Education—	13,779	1,394.06	2,007	2,229.15	2,583
(i) General Education	312	27.50	50	50.00	55
(ii) Art and Culture	1,500	194.27	310	310.00	450
(iii) Technical Education					
2. Medical and Health—	1,200	173.47	150	150.00	385
(i) Medical Education	6,322	931.56	1,044	1,036.51	1,213
(ii) Health	300	25.85	25	13.77	30
(iii) Ayurveda	55	6.87	9	8.91	10
3. Employees State Insurance	16,730	2,164.96	2,610	2,610.00	3,290
		+265.00		+146.00	
4. Sewerage and Water Supply	3,950	623.54	589	791.73	648
5. Housing (excluding Police Housing)	800	124.84	140		154
6. Police Housing					100
7. Urban Development—	500	95.57	100		100
(i) Financial Assistance to Local Bodies	500	162.00	100	573.48	100
(ii) Environment Improvement of Slums	1,000	—	200		200
(iii) National Capital Region (N.C.R.)	480	75.53	120	90.45	140
8. Information and Publicity	42	0.23	5	3.73	5
9. Labour and Labour Welfare	18	0.47	4	4.00	3
10. Special Employment Scheme (Employment Exchanges)	345	118.85	200	167.99	220
11. Industrial Training	3,400	408.03	446	446.00	600
12. Welfare of S.C., S.T. & Other Backward Classes	678	137.14	137	147.69	241
13. Social Welfare	2,794	135.51	262	262.00	724
				+73.73	
14. Nutrition	550	109.09	100	164.86	142
15. Sports	200	—	30	—	30
16. H.I.P.A.	55,455	6,909.34	8,638	9,060.27	11,323
		+265.00*		+219.73	
Total—X					
XI. Economic Services					
1. Secretariat Economic Services	116	0.15	19	19.00	19
2. Economic Advice and Statistics	55	—	13	9.00	14
Total—XI	171	0.15	32	28.00	33
XII. General Services					
1. Printing and Stationery	225	53.02	45	45.00	50
2. Public Works (General Administration)	1,800	298.97	325	370.00	360
Total—XII	2,025	351.99	370	415.00	410
XIII. Decentralised Planning (District Planning)					
Total (I to XIII)	9,700	—	550	550.00	600
	2,90,000	41,929.42	52,500	58,156.56	58,575
		+809.81*			
		42,739.23		+540.37†	
				55,696.93	
				+12,653.32*	
Grand Total				56,962.25	

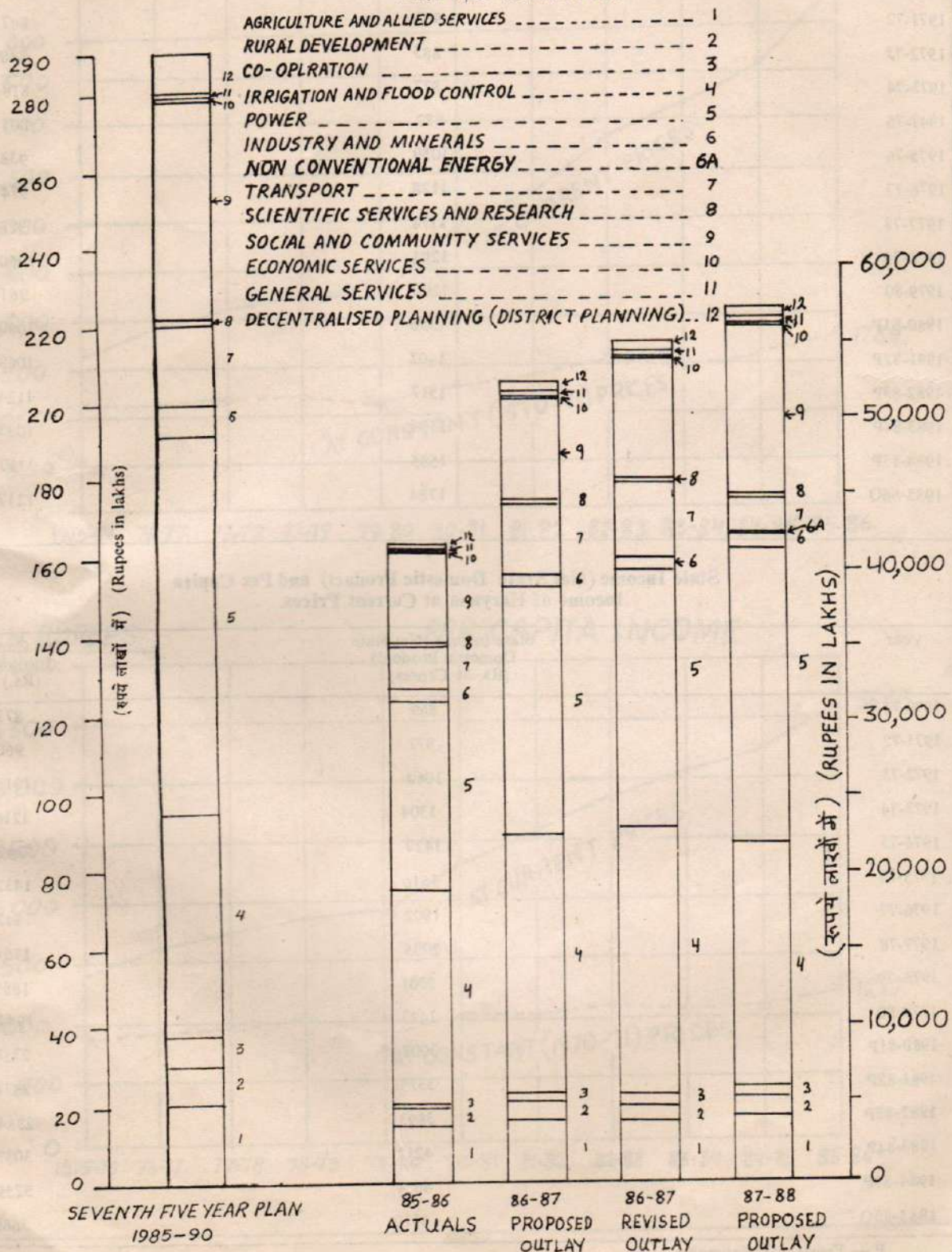
*Indicates additional plan expenditure due to natural calamities.
†Indicates amount less adopted by the various Depts.

ACTUALS OF 5th AND 6th FIVE YEAR PLAN



ANNUAL PLAN PROVISION

7th FIVE YEAR PLAN



State Income (Net State Domestic Product) and Per Capita Income of Haryana at Constant (1970-71) Prices.

Year	State Income (Net State Domestic Product) (Rs. in Crores)	Per Capita Income (Rs.)
1970-71	869	877
1971-72	902	887
1972-73	883	846
1973-74	877	818
1974-75	882	801
1975-76	1059	938
1976-77	1128	974
1977-78	1174	988
1978-79	1291	1060
1979-80	1200	961
1980-81P	1356	1060
1981-82P	1402	1068
1982-83P	1517	1124
1983-84P	1504	1083
1984-85P	1585	1110
1985-86Q	1784	1217

State Income (Net State Domestic Product) and Per Capita Income of Haryana at Current Prices.

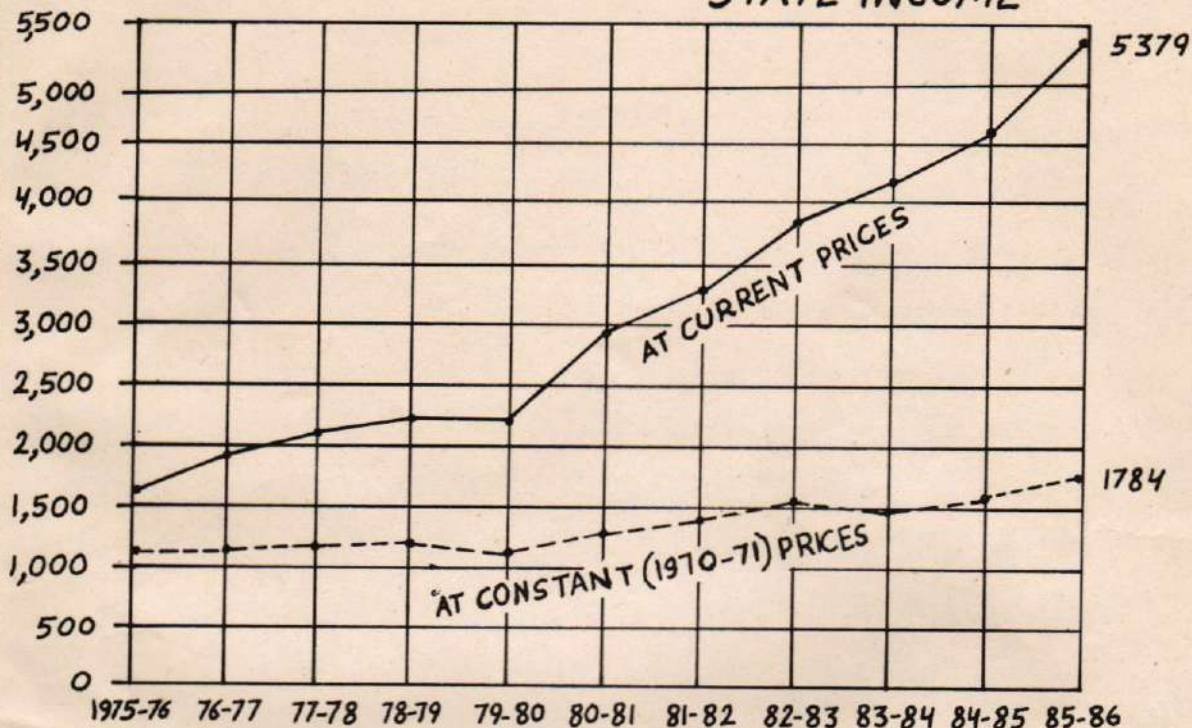
Year	State Income (Net State Domestic Product) (Rs. in Crores)	Per Capita Income (Rs.)
1970-71	869	877
1971-72	977	960
1972-73	1060	1015
1973-74	1304	1216
1974-75	1429	1299
1975-76	1616	1432
1976-77	1902	1642
1977-78	2095	1764
1978-79	2301	1889
1979-80	2423	1941
1980-81P	2623	2351
1981-82P	3008	2571
1982-83P	3375	2884
1983-84P	3893	2884
1984-85P	4217	3037
1985-86Q	4654	3259
1985-86Q	5379	3669

P — Provisional Estimates
Q — Quick Estimates

HARYANA STATE INCOME AND PER CAPITA INCOME

Rs. IN CRORES

STATE INCOME



IN RUPEES

PER CAPITA INCOME

