



# HARYANA BUDGET

हरियाणा बजट

AT A

## GLANCE

एक दृष्टि में

1990-91

FINANCE DEPARTMENT

वित्त विभाग

GOVERNMENT OF HARYANA

हरियाणा सरकार



# HARYANA BUDGET

हरियाणा बजट

AT A

# GLANCE

एक दृष्टि में

1990-91

FINANCE DEPARTMENT

वित्त विभाग

GOVERNMENT OF HARYANA

हरियाणा सरकार

## CONTENTS

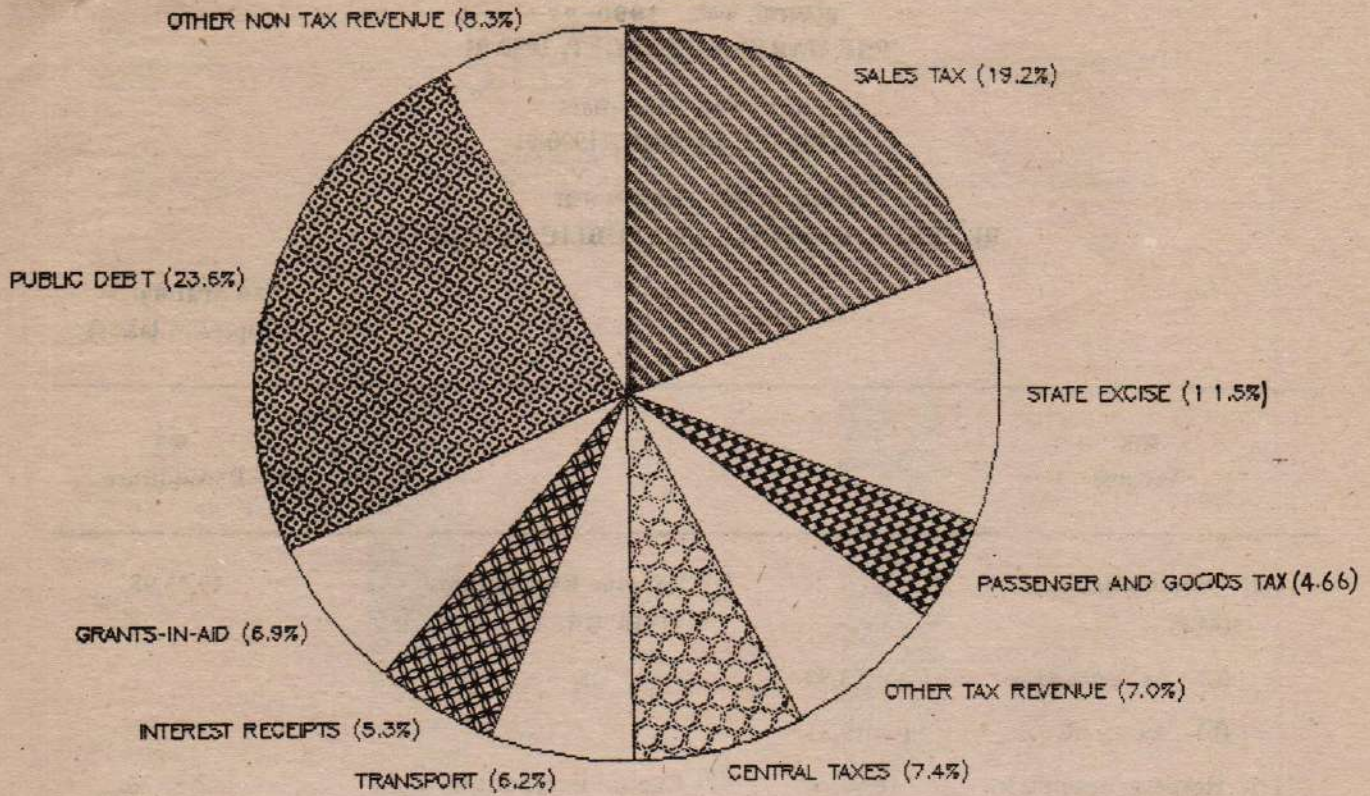
	Pages
1. (a) Consolidated Fund of the State 1990-91.	1
(b) Haryana Budget, 1990-91	2
<b>REVENUE ACCOUNT</b>	
2. Receipts and Expenditure, 1990-91 (overall)	4
3. Receipts and Expenditure, 1990-91	6
4. Revenue from Taxes and Duties, 1990-91	8
5. Tax Collection Charges to Tax Receipts	10
6. Expenditure on Social and Economic Services	12
7. Debt Services, 1990-91	14
<b>CAPITAL ACCOUNT</b>	
8. Capital Expenditure 1985-86 to 1990-91	16
9. Public Debt and Loans and Advances by the State Government from 1985-86 to 1990-91	18
<b>PLAN EXPENDITURE</b>	
10. Annual Plan for 1990-91.	20—26
11. (a) State Income and per Capita Income (at 1980-81 Prices)	28
(b) State Income and per Capita Income (at Current Prices)	28

### विषय सूची

	पृष्ठ
1. (क) राज्य भुगतानों की समेकित निधि 1990-91	1
(ख) हरियाणा बजट, 1990-91	2
राजस्व लेखा	
2. प्राप्तियां तथा खर्च 1990-91 (समूचा)	4
3. प्राप्तियां तथा खर्च 1990-91	6
4. करों तथा शुल्कों से राजस्व, 1990-91	8
5. कर एकत्र करने के प्रभार का कर प्राप्तियों से अनुपात	10
6. सामाजिक एवं आर्थिक सेवाओं पर खर्च	12
7. ऋण सेवाएं, 1990-91	14
पूंजीगत लेखा	
8. पूंजीगत खर्च, 1985-86 से 1990-91	16
9. 1985-86 से 1990-91 तक राज्य सरकार द्वारा सार्वजनिक ऋण, कर्जे तथा पेशगियां	18
योजनागत खर्च	
10. वर्ष 1990-91 के लिये वार्षिक योजना	20—26
11. (क) राज्य आय तथा प्रति व्यक्ति आय (1980-81 के मूल्यों के आधार पर)	28
(ख) राज्य आय तथा प्रति व्यक्ति आय (वर्तमान मूल्यों पर)	28

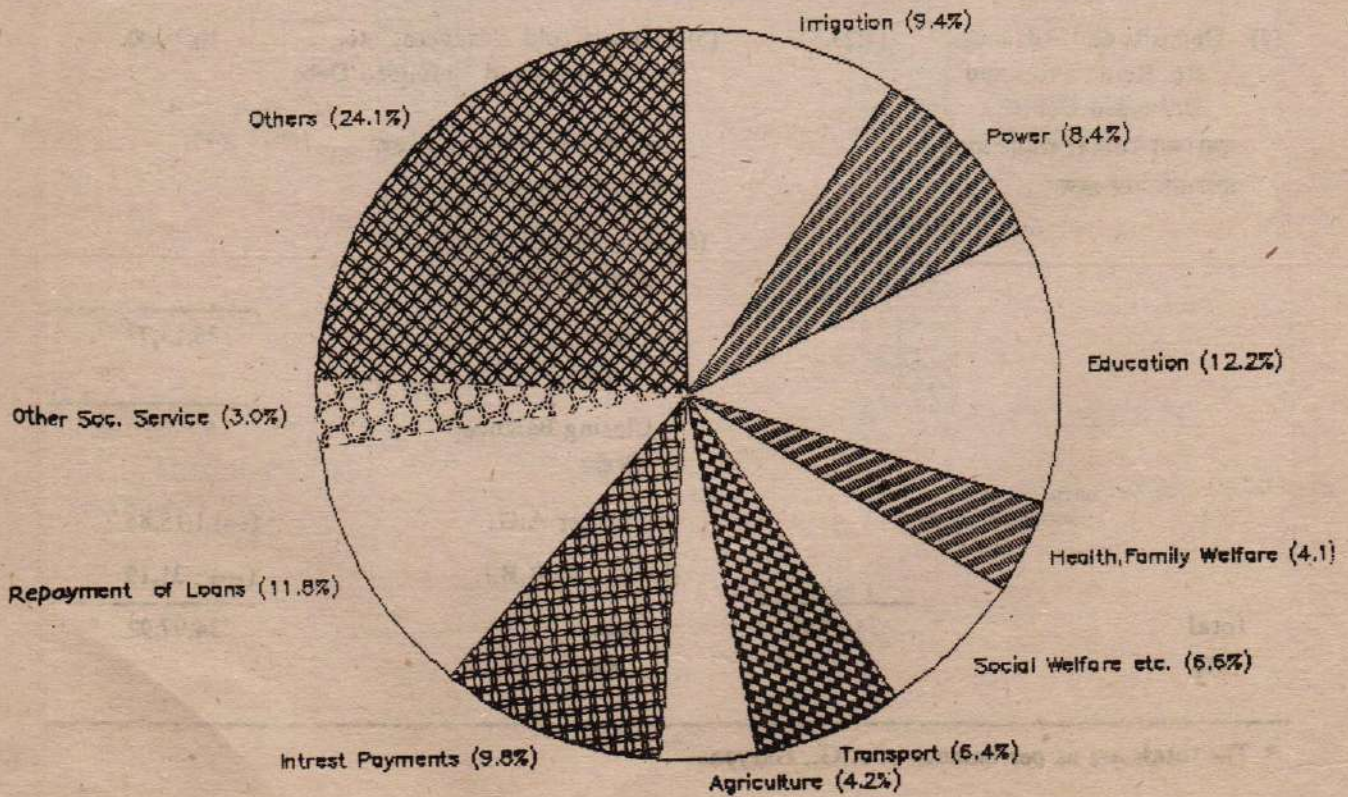
### CONSOLIDATED FUND OF THE STATE(1990-91)

RUPEE COMES



### CONSOLIDATED FUND OF THE STATE(1990-91)

RUPEE GOES



हरियाणा बजट, 1990-91  
THE HARYANA BUDGET, 1990-91

समूचा बजट 1990-91  
OVERALL BUDGET 1990-91

राजस्व, पूंजीगत तथा लोक लेखा  
REVENUE, CAPITAL AND PUBLIC ACCOUNT

(रुपये लाखों में)  
(Rupees in lakhs)

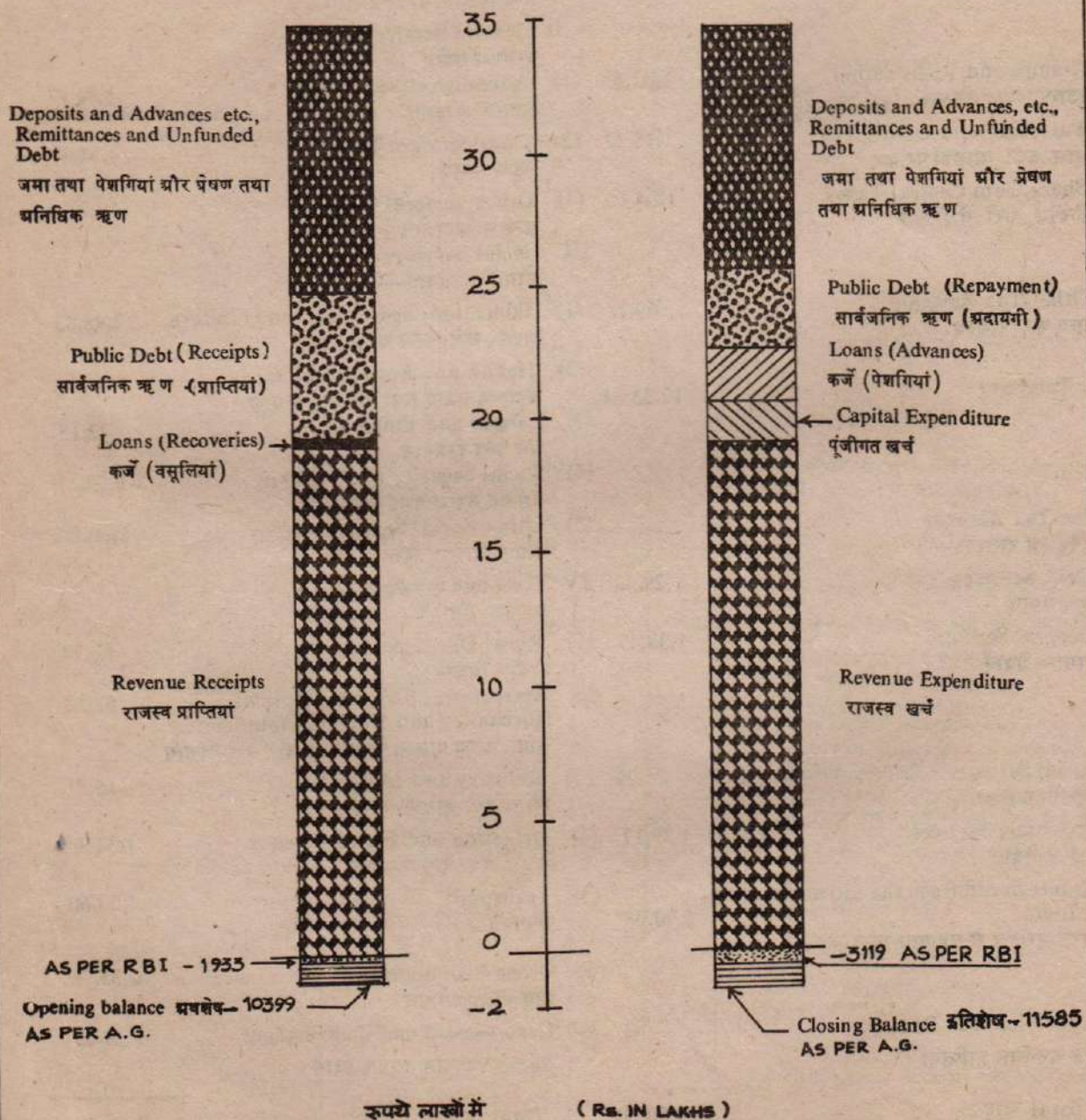
आय Income		खर्च Expenditure	
(1) Opening Balance अथशेष		(1) Revenue Expenditure राजस्व खर्च	19,15,98
(a) As per A.G.	(—)1,03,99		
(b) As per R.B.I.	(—)19,33		
(2) Revenue Receipts राजस्व प्राप्तियां	18,94,14	(2) Capital Expenditure पूंजीगत खर्च	1,51,26
(3) Loans (Recoveries) कर्जे (वसूलियां)	30,98	(3) Loans (Advances) कर्जे (पेशगियां)	2,17,61
(4) Public Debt (Receipt) सार्वजनिक ऋण (प्राप्ति)	5,53,27	(4) Public Debt (Repayment) सार्वजनिक ऋण (अदायगी)	3,04,92
(5) Deposits and Advances etc. Remittances and Unfunded Debt जमा तथा पेशगियां इत्यादि प्रेषण तथा अनिधिक ऋण	11,23,52	(5) Deposits and Advances, etc., Remittances and Unfunded Debt जमा तथा पेशगियां इत्यादि प्रेषण तथा अनिधिक ऋण	10,24,00
		(6) Inter-State Settlement अन्तर्राज्य निपटान	..
		Total जोड़	36,13,77
		Closing Balance इति शेष	
		(a) As per A.G.	(—) 1,15,85
		(b) As per R.B.I.	(—) 31,19
Total जोड़	34,97,92	Total जोड़	34,97,92 *

\* The totals are as per balance of A.G., Haryana.

# समूचा बजट

## OVERALL BUDGET

1990-91



**राजस्व लेखा**  
**REVENUE ACCOUNT**  
**1990-91**

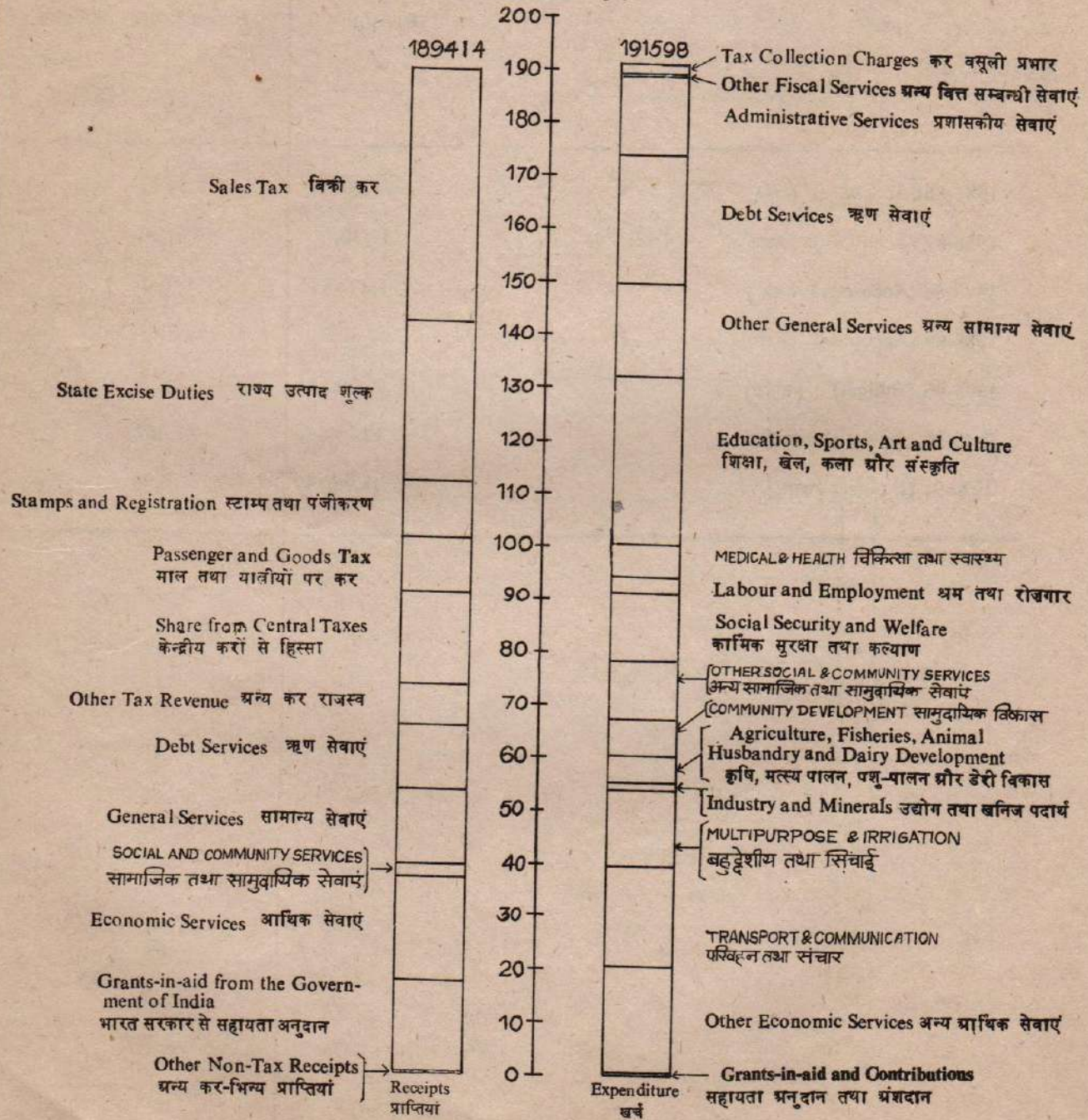
(रुपये लाखों में)  
(Rupees in lakhs)

प्राप्तियां Receipts	खर्च Expenditure
<b>I Tax Revenue—</b> कर राजस्व—	<b>I Fiscal Services—</b> वित्त सम्बन्धी सेवाएं—
(1) Sales Tax बिक्री कर	(1) Tax Collection Charges कर वसूली प्रभार
(2) State Excise Duties राज्य उत्पाद शुल्क	(2) Other Fiscal Services अन्य वित्त सम्बन्धी सेवाएं—
(3) Stamps and Registration स्टाम्प तथा पंजीकरण	<b>II General Services—</b> सामान्य सेवाएं
(4) Passenger and Goods Tax माल तथा यात्रियों पर कर	(1) Administrative Services प्रशासकीय सेवाएं
(5) Share from Central Taxes केंद्रीय करों से हिस्सा	(2) Debt Services ऋण सेवाएं
(6) Other Tax Revenue अन्य कर राजस्व	(3) Other General Services अन्य सामान्य सेवाएं
<b>Total जोड़</b>	<b>III Social Services—</b> सामाजिक सेवाएं—
	(1) Education, Sports, Art and Culture शिक्षा, खेल, कला और संस्कृति
	(2) Health and Family Welfare स्वास्थ्य सेवाएं तथा परिवार कल्याण
	(3) Labour and Employment श्रम तथा रोजगार
	(4) Social Security and Welfare कामिक सुरक्षा तथा कल्याण
	(5) Other Social Services अन्य सामाजिक सेवाएं
	<b>IV Economic Services —</b> आर्थिक सेवाएं—
	(1) Rural Development ग्रामीण विकास
	(2) Agriculture, Fisheries, Animal Husbandry and Dairy Development कृषि, मत्स्य पालन, पशु-पालन और डेरी विकास
	(3) Industry and Minerals उद्योग तथा खनिज पदार्थ
	(4) Irrigation and Flood Control सिंचाई तथा बाढ़ नियन्त्रण
	(5) Transport परिवहन
	(6) Other Economic Services अन्य आर्थिक सेवाएं
	<b>V. Grants-in-aid and Contributions</b> सहायता अनुदान तथा अंशदान
<b>II Non-Tax Revenue</b> कर-भिन्न राजस्व—	
(1) Debt Services ऋण सेवाएं	
(2) General Services सामान्य सेवाएं	
(3) Social Services सामाजिक सेवाएं	
(4) Economic Services आर्थिक सेवाएं	
(5) Grants-in-aid from the Government of India भारत सरकार से सहायता अनुदान	
(6) Other Non-Tax Receipts अन्य कर-भिन्न प्राप्तियां	
<b>Total जोड़</b>	<b>Total जोड़</b>
<b>Grand Total कुल जोड़</b>	<b>Grand Total कुल जोड़</b>

# हरियाणा बजट THE HARYANA BUDGET

REVENUE ACCOUNT राजस्व लेखा

1990-91



RUPEES IN LAKHS



राजस्व लेखा  
REVENUE ACCOUNT

प्राप्तियां तथा खर्च  
RECEIPTS AND EXPENDITURE

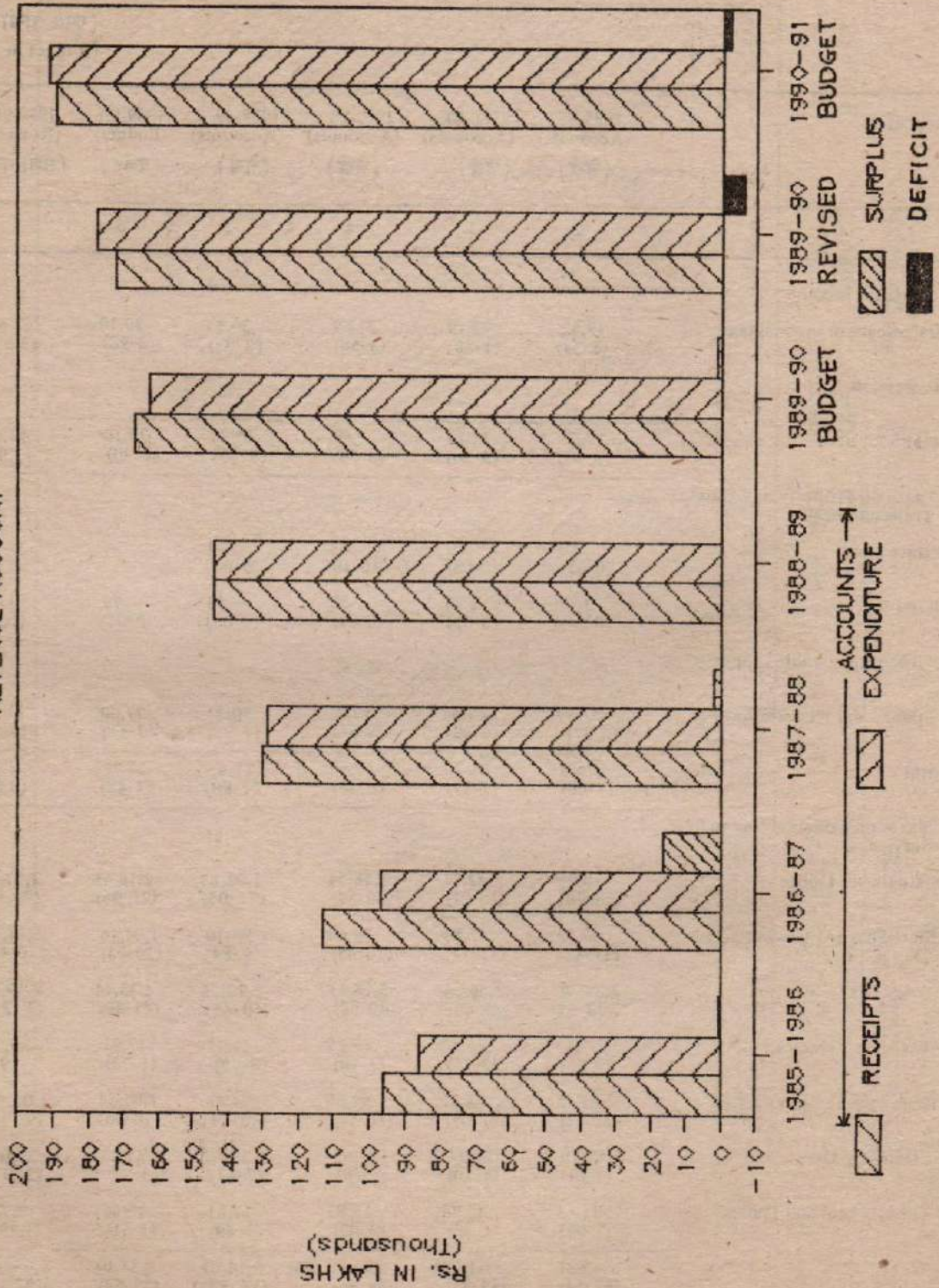
(रुपये लाखों में)  
(Rupees in lakhs)

वर्ष Year	प्राप्तियां Receipts	खर्च Expenditure	बचत Surplus (+) घाटा Deficit (-)
1985-86 (Accounts) (लेखे)	9,60,34	8,54,22	+1,06,12
1986-87 (Accounts) (लेखे)	11,30,17	9,67,36	+1,62,81
1987-88 (Accounts) (लेखे)	13,03,84	12,87,48	+16,36
1988-89 (Accounts) (लेखे)	14,41,08	14,42,93	-1,85
1989-90 (Budget) (बजट)	16,65,52	16,23,35	+42,17
1989-90 (Revised) (संशोधित)	17,19,69	17,79,68	-59,99
1990-91 (Budget) (बजट)	18,94,14	19,15,98	-21,84

# प्राप्तियाँ और खर्च

## RECEIPTS AND EXPENDITURE

REVENUE ACCOUNT



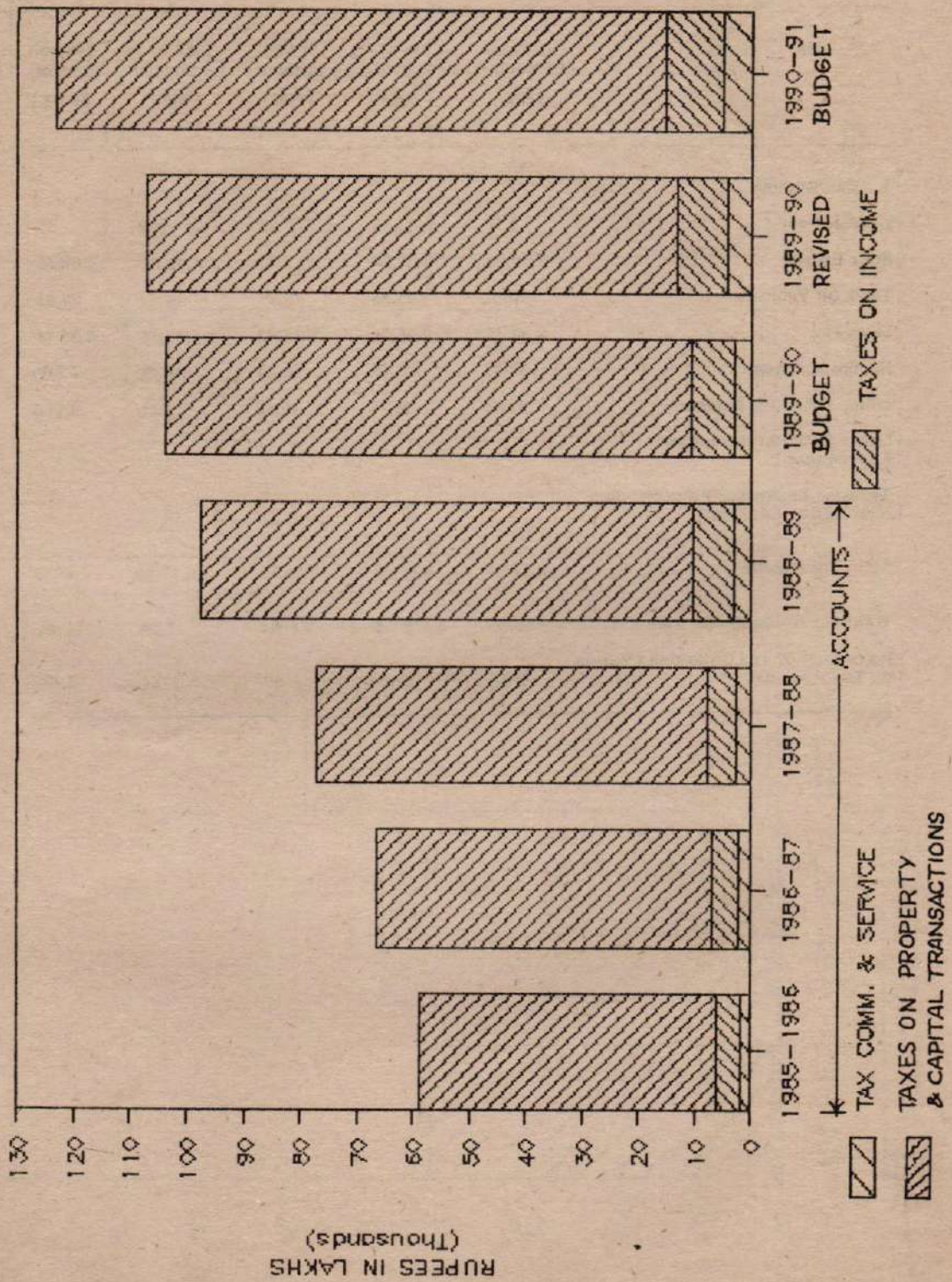
**राजस्व लेखा**  
**REVENUE ACCOUNT**  
करों तथा शुल्कों से राजस्व  
**REVENUE FROM TAXES AND DUTIES**

(रुपये लाखों में)  
(Rupees in lakhs)

Particulars	1985-86 (Accounts) (लेखे)	1986-87 (Accounts) (लेखे)	1987-88 (Accounts) (लेखे)	1988-89 (Accounts) (लेखे)	1989-90 (Budget) (बजट)	1989-90 (Revised) (संशोधित)	1990 91 (Budget) (बजट)
1	2	3	4	5	6	7	8
<b>A. Taxes on Income—</b>							
(i) State Share of income tax ..	19,82 (3.38)	23,19 (3.50)	27,69 (3.58)	30,51 (3.33)	30,10 (2.90)	42,63 (3.99)	52,68 (4.27)
(ii) Profession Tax ..	..	..	..	..	..	..	..
<b>Total</b> ..	<b>19,82</b> <b>(3.38)</b>	<b>23,19</b> <b>(3.50)</b>	<b>27,69</b> <b>(3.58)</b>	<b>30,51</b> <b>(3.33)</b>	<b>30,10</b> <b>(2.90)</b>	<b>42,63</b> <b>(3.99)</b>	<b>52,68</b> <b>(4.27)</b>
<b>B. Taxes on Property and Capital Transactions—</b>							
(i) Estate Duty ..	30 (0.05)	19 (0.03)	(—)82 (—)(0.10)	1 (0.01)	..	..	..
(ii) Land Revenue ..	3,79 (0.64)	2,33 (0.35)	52 (0.07)	73 (0.08)	79 (0.07)	1,02 (0.09)	1,00 (0.08)
(iii) Urban Immovable Property Tax ..	—	—	—	..	—	..	..
(iv) Stamps and Registration Fee ..	37,39 (6.37)	45,68 (6.89)	50,23 (6.51)	70,71 (7.71)	77,00 (7.41)	91,75 (8.57)	1,02,63 (8.32)
<b>Total</b> ..	<b>41,48</b> <b>(7.06)</b>	<b>48,20</b> <b>(7.27)</b>	<b>49,93</b> <b>(6.48)</b>	<b>71,45</b> <b>(7.80)</b>	<b>77,79</b> <b>(7.48)</b>	<b>92,77</b> <b>(8.66)</b>	<b>1,03,63</b> <b>(8.40)</b>
<b>C. Taxes on Commodities and Services—</b>							
(i) State Excise Duties ..	1,10,96 (18.90)	1,32,74 (20.01)	1,58,54 (20.54)	1,92,87 (21.05)	2,18,63 (21.05)	2,37,41 (22.17)	2,84,89 (23.09)
(ii) State Share of Union Excise Duties ..	65,39 (11.13)	73,83 (11.13)	80,64 (10.45)	90,10 (9.84)	1,04,16 (10.03)	1,11,48 (10.41)	1,31,44 (10.65)
(iii) Sales Tax ..	2,34,35 (39.91)	2,56,24 (38.64)	3,14,93 (40.80)	3,70,56 (40.45)	4,35,14 (41.88)	4,19,86 (39.21)	4,77,00 (38.67)
(iv) Taxes on Vehicles ..	15,01 (2.56)	15,56 (2.34)	16,25 (2.10)	19,11 (2.09)	17,91 (1.72)	20,94 (1.95)	22,00 (1.78)
(v) Passenger and Goods Tax ..	62,15 (11.27)	73,31 (11.05)	80,65 (10.45)	94,46 (10.31)	1,04,54 (10.06)	1,03,93 (9.71)	1,15,42 (9.35)
(vi) Electricity Duty ..	22,40 (3.81)	27,21 (4.10)	27,67 (3.58)	33,36 (3.64)	35,00 (3.37)	29,00 (2.71)	34,00 (2.75)
(vii) Other Taxes and Duties ..	11,65 (1.98)	12,78 (1.92)	15,62 (2.02)	13,61 (1.49)	15,66 (1.51)	12,72 (1.19)	12,78 (1.04)
<b>Total</b> ..	<b>5,25,91</b> <b>(89.56)</b>	<b>5,91,67</b> <b>(89.23)</b>	<b>6,94,30</b> <b>(89.94)</b>	<b>8,14,07</b> <b>(88.87)</b>	<b>9,31,04</b> <b>(89.62)</b>	<b>9,35,34</b> <b>(87.35)</b>	<b>10,77,53</b> <b>(87.33)</b>
<b>Grand Total</b> ..	<b>5,87,21</b>	<b>6,63,06</b>	<b>7,71,92</b>	<b>9,16,03</b>	<b>10,38,93</b>	<b>10,70,74</b>	<b>12,33,84</b>

N.B.—The figures in brackets indicate relative contribution to the grand total.

# कर राजस्व TAX REVENUE




**TAX COLLECTION CHARGES TO TAX RECEIPTS**

(Rs. in lakhs)

Item	1985-86 (Accounts) (लेखे)	1986-87 (Accounts) (लेखे)	1987-88 (Accounts) (लेखे)	1988-89 (Accounts) (लेखे)	1989-90 (Budget) (बजट)	1989-90 (Revised) (संशोधित)	1990-91 (Budget) (बजट)
<b>1. Tax Receipts</b>							
Land Revenue ..	3,79	2,33	53	73	79	1,02	1,00
State Excise ..	1,10,96	1,32,74	1,58,54	1,92,87	2,18,63	2,37,41	2,84,89
Taxes on Vehicles ..	15,01	15,56	16,25	19,11	17,91	20,94	22,00
Sales Tax ..	2,34,35	2,56,24	3,14,93	3,70,56	4,35,14	4,19,86	4,77,00
Stamps and Registration	37,39	45,68	50,23	70,71	77,00	91,75	1,02,63
Other Taxes and Duties ..	11,65	12,78	15,62	13,61	15,66	12,72	12,78
Other Taxes on Income and Expenditure ..	..	..	..	..	..	..	..
Taxes on Immovable Property other than Agricultural Land ..	..	..	..	..	..	..	..
<b>Total Tax Receipts ..</b>	<b>4,13,15</b>	<b>4,65,33</b>	<b>5,56,10</b>	<b>6,57,59</b>	<b>7,65,13</b>	<b>7,83,70</b>	<b>9,00,30</b>
<b>Total Tax Collection Charges ..</b>	<b>10.95</b>	<b>12.35</b>	<b>14.94</b>	<b>17.44</b>	<b>16.61</b>	<b>20.06</b>	<b>19.29</b>
<b>Percentage of Tax Collection Charges on Tax Receipts ..</b>	<b>2.65</b>	<b>2.65</b>	<b>2.69</b>	<b>2.61</b>	<b>2.17</b>	<b>2.56</b>	<b>2.14</b>

# TAX COLLECTION CHARGES TO

TAX RECEIPTS

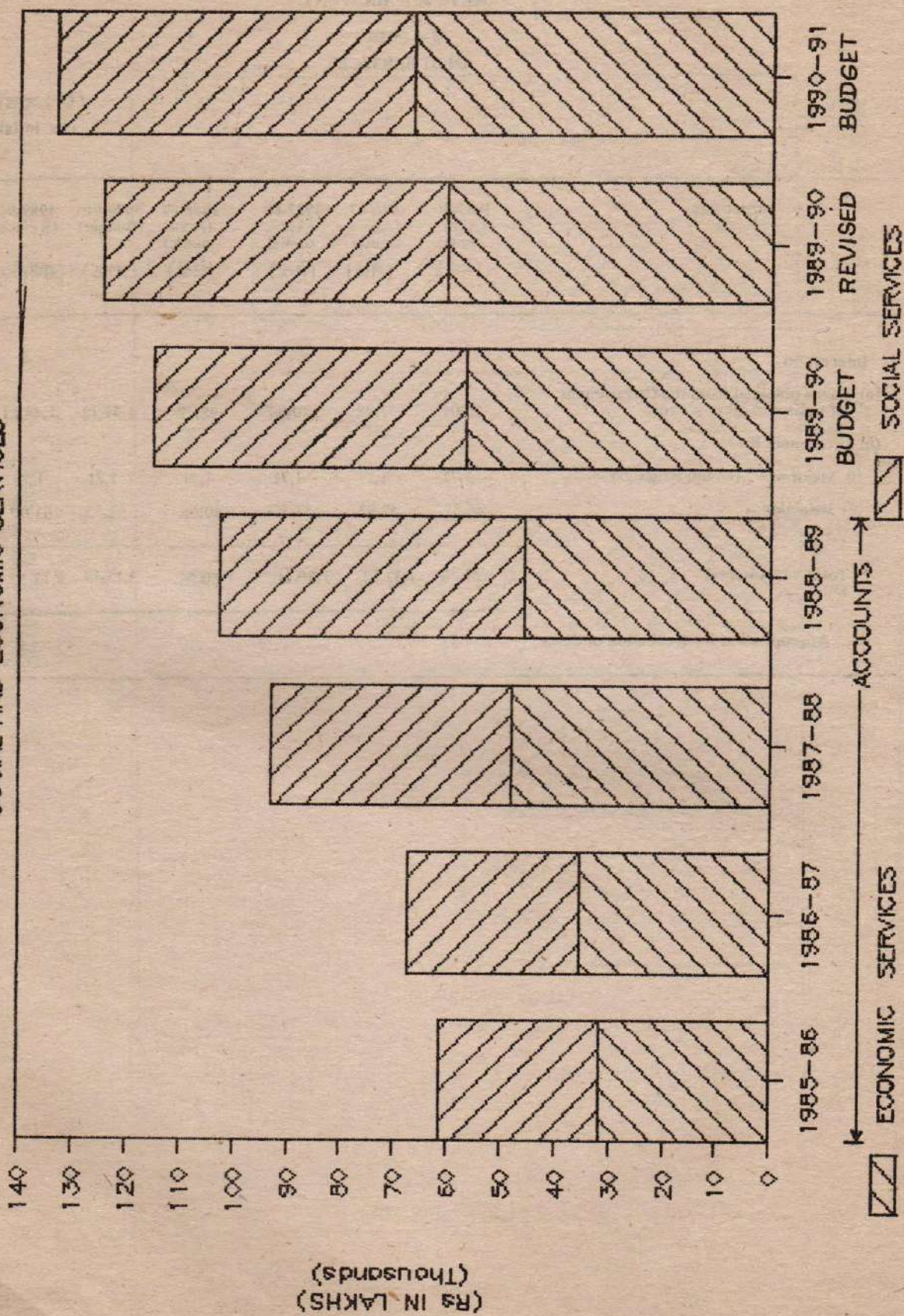


REVENUE EXPENDITURE ON SOCIAL AND ECONOMIC SERVICES

(Rs. in lakhs)

Item	1985-86 (Acc- ounts) (लेखे)	1986-87 (Acc- ounts) (लेखे)	1987-88 (Acc- ounts) (लेखे)	1988-89 (Acc- ounts) (लेखे)	1989-90 (Budget) (बजट)	1989-90 (Revised) (संशोधित)	1990-91 (Budget) (बजट)
<b>I. Social Services—</b>							
Education, Sports, Art and Culture ..	1,51,73	1,67,07	2,22,34	2,60,31	2,64,43	3,08,27	2,98,83
Health and Family Welfare ..	53,34	52,33	62,92	70,16	85,11	80,28	97,72
Labour and Employment ..	7,88	8,58	11,09	13,22	21,32	17,50	22,15
Others ..	84,27	95,40	1,51,49	2,22,88	2,11,45	2,33,69	2,41,11
<b>Total (I)</b> ..	<b>2,97,22</b>	<b>3,23,38</b>	<b>4,47,84</b>	<b>5,66,57</b>	<b>5,82,31</b>	<b>6,39,74</b>	<b>6,59,81</b>
<b>II. Economic Services—</b>							
Crop Husbandry and Fisheries ..	20,46	21,13	22,61	21,61	24,68	27,46	32,90
Animal Husbandry ..	11,59	13,85	20,16	20,31	21,65	21,34	27,12
Cooperation ..	3,96	4,28	5,22	5,61	7,41	6,78	8,23
Industries ..	7,95	8,22	8,80	11,87	16,43	16,41	19,15
Rural Development ..	35,09	41,82	57,92	57,69	50,59	67,33	62,77
Major and Medium Irrigation ..	77,61	81,17	86,66	93,90	1,61,88	1,46,24	1,37,95
Transport ..	94,94	1,02,14	1,17,49	1,29,37	1,36,50	1,41,40	1,53,60
Forestry and Wild Life ..	16,15	16,61	16,41	20,13	25,45	31,97	48,59
Others ..	50,31	62,94	1,46,17	99,59	1,25,83	1,47,88	1,81,01
<b>Total (II)</b> ..	<b>3,18,06</b>	<b>3,52,16</b>	<b>4,81,44</b>	<b>4,60,08</b>	<b>5,70,42</b>	<b>6,06,81</b>	<b>6,71,32</b>
<b>Total (I and II)</b> ..	<b>6,15,28</b>	<b>6,75,54</b>	<b>9,29,28</b>	<b>10,26,65</b>	<b>11,52,73</b>	<b>12,46,55</b>	<b>13,31,13</b>

# REVENUE EXPENDITURE ON SOCIAL AND ECONOMIC SERVICES





राजस्व लेखा  
REVENUE ACCOUNT

ऋण सेवाएं  
DEBT SERVICES


(रुपये लाखों में)  
(Rs. in lakhs)

Particulars	1985-86 (Acc- ounts) (लेखे)	1986-87 (Acc- ounts) (लेखे)	1987-88 (Acc- ounts) (लेखे)	1988-89 (Acc- ounts) (लेखे)	1989-90 (Budget) (बजट)	1989-90 (Revised) (संशोधित)	1990-91 (Budget) (बजट)
<b>I. Interest on—</b>							
(a) Loans obtained from the Government of India and other sources ..	50,04	77,98	90,84	98,79	1,51,13	1,48,81	1,83,86
(b) Investment in—							
(i) Major and Medium Irrigation ..	1,71	1,71	1,71	1,71	1,71	1,71	1,71
(ii) Irrigation ..	46,51	52,93	57,56	60,06	62,55	63,00	66,20
<b>Total—I—Interest ..</b>	<b>98,26</b>	<b>1,32,62</b>	<b>1,50,11</b>	<b>1,60,56</b>	<b>2,15,39</b>	<b>2,13,52</b>	<b>2,51,77</b>
<b>II. Appropriation for Reduction of debts</b>	<b>33</b>	<b>..</b>	<b>..</b>	<b>..</b>	<b>..</b>	<b>..</b>	<b>..</b>

# ऋण सेवाओं पर खर्च

## EXPENDITURE ON DEBT SERVICES

REVENUE ACCOUNTS




INTEREST ON LOANS OBTAINED FROM THE GOVT. OF INDIA & OTHER SOURCES  
 भारत सरकार तथा अन्य स.धनों से प्राप्त किए गए ऋणों पर व्यय

पूँजीगत लेखा  
CAPITAL ACCOUNT  
(पूँजीगत खर्च)  
CAPITAL EXPENDITURE

वर्ष Year	(रुपये लाखों में) (Rs. in lakhs)
1985-86 (Accounts) (लेखे)	.. 2,01,71
1986-87 (Accounts) (लेखे)	.. 1,72,26
1987-88 (Accounts) (लेखे)	.. 60,49
1988-89 (Accounts) (लेखे)	.. 1,40,15
1989-90 (Budget) (बजट)	.. 1,26,89
1989-90 (Revised) (संशोधित)	.. 90,02
1990-91 (Budget) (बजट)	.. 1,51,26

# पूँजीगत खर्च CAPITAL EXPENDITURE




पूँजीगत लेखा  
CAPITAL ACCOUNT

राज्य सरकार द्वारा सार्वजनिक ऋण तथा कर्जें और पेशगियां  
PUBLIC DEBT AND LOANS AND ADVANCES BY THE STATE GOVERNMENT

(रुपये लाखों में)  
(Rupees in lakhs)

वर्ष Year	सार्वजनिक ऋण (निवल) Public Debt (Net)	राज्य सरकार द्वारा कर्जें तथा पेशगियां (निवल) Loans and Advances by the State Government (Net)
1985-86 (Accounts) (लेखे)	.. +1,98,24	-1,33,69
1986-87 (Accounts) (लेखे)	.. +1,47,83	-1,61,58
1987-88 (Accounts) (लेखे)	.. +98,98	-1,72,91
1988-89 (Accounts) (लेखे)	.. +1,87,13	-1,47,00
1989-90 (Budget) (बजट)	.. +1,93,77	-2,08,98
1989-90 (Revised) (संशोधित)	.. +2,01,52	-1,74,89
1990-91 (Budget) (बजट)	.. +2,48,35	-1,86,63

राज्य सरकार द्वारा  
सार्वजनिक ऋण, कर्जे और पेशगियाँ  
PUBLIC DEBT AND LOANS AND ADVANCES  
BY STATE GOVERNMENT



**ACTUALS OF 5TH AND 6TH FIVE-YEAR PLANS**

(Rs. in lakhs)

Head of Development	Fifth Plan Approved Outlay	1974-79 Actuals	Sixth Plan 1980-85 Approved Outlay	Sixth Plan 1980-85 Actuals
1	2	3	4	5
<b>I. Agriculture—</b>				
(a) Research and Education (Agriculture University) ..	511.77	517.80	1000.00	1260.61
(b) Crop Husbandry (Agriculture Department) ..	803.29	1043.78	5500.00	4340.64
<b>(c) Special Programme for Rural Development—</b>				
(i) S.F.D.A./M.F.A.L. ..	58.70	55.94	..	96.40 13.33
(ii) D.P.A.P. ..	341.80	569.35	2893.00	361.25
(iii) Intensive Integrated Rural Development ..	..	12.48	..	1526.44
(iv) D.D.P. ..	..	..	..	566.54
(v) N.R.E.P. ..	..	..	..	1050.35
(vi) S.A.M.F. ..	..	..	..	154.90
(vii) D.W.C.R.A. ..	..	..	..	..
(d) (i) Marketing } ..	26.90	28.45	165.00	203.85
(ii) Storage and Warehousing }				
Total (a) to (d) ..	[1742.46	2227.80	9558.00	9574.31
<b>2. Land Reforms—</b>				
(i) Land Reforms ..	62.35	58.80	75.00	105.73
(ii) Consolidation of Holdings ..	..	..	..	..
<b>3. Soil and Water Conservation—</b>				
(i) Agriculture Department ..	164.24	121.43	800.00	676.93
(ii) Forest Department ..	..	49.02	200.00	323.69
<b>4. Area Development—</b>				
Mewat Development Board ..	..	..	500.00	909.17
5. Animal Husbandry ..	374.59	362.63	1100.00	1203.87
6. Dairy Development ..	194.35	167.82	223.00	232.68
7. Fisheries ..	48.94	50.48	195.00	313.39
8. Forests ..	202.20	292.21	1450.00	2230.90
9. Investment in Agricultural Financial Institutions ..	903.81	720.27	1250.00	1077.28
<b>10. Community Development and Panchayats—</b>				
(a) C.D. and N.E.S. ..	144.21	275.04	375.00	468.21
(b) Panchayats ..	20.30	17.62	275.00	338.29

Contd.—21

**ACTUALS OF 5TH AND 6TH FIVE-YEAR PLANS**

(Rs. in lakhs)

Head of Development	Fifth Plan Approved Outlay	1974-79 Actuals	Sixth Plan 1980-85 Approved Outlay	Sixth Plan 1980-85 Actuals
1	2	3	4	5
(c) Food for Work N.R.E.P. ..	..	..	1000.00	..
I. Agriculture and Allied Services ..	3857.45	4343.12	17001.00	17454.45
II. Co-operation ..	1205.04	1103.82	2680.00	3675.23
Total I & II Agriculture and Allied Services ..	5062.49	5446.94	19681.00	21129.68
11. Multipurpose River Valley projects—				
(a) Irrigation Portion ..	1180.95	1219.20	519.00	704.14
(b) Power Portion ..	7041.54	8423.82	1338.00	2737.00
Total (a) and (b) ..	8222.49	9643.02	1857.00	3441.14
12. Irrigation (Major and Medium) ..	..	..	35706.00	24281.29 ‡‡+500.00
13. Minor Irrigation—				
(i) Agriculture Department ..	100.00	102.23	400.00	766.03
(ii) Irrigation Department ..	355.61	350.62	800.00	669.90
(iii) M.I.T.C. ..	14262.02	14160.79	1171.00	6730.16
14. C.A.D.A. ..	235.80	116.57	6405.00	1974.69
15. Flood Control Projects ..	754.76	4145.58	11400.00	7752.40
16. Power Projects ..	16730.51	17702.54	53162.00	45185.00
III. Total—Water and Power Development ..	40661.19	46221.35	110901.00	90800.61 ‡‡+500.00
17. Industries ..	1271.46	941.49	3092.00	3126.10
IV. Industries and Minerals ..	1271.46	941.49	3092.00	3126.10
18. Civil Aviation ..	70.52	59.56	200.00	138.65
19. Roads and Bridges ..	2256.65	3444.36	11000.00	7342.28
20. Road Transport ..	2267.83	2205.08	5200.00	4986.95
21. Tourism ..	366.37	349.79	550.00	897.78
V. Total—Transport and Communications ..	4961.37	6058.79	16950.00	13365.66
22. (i) General Education (including Art and Culture) ..	2269.03	2563.31	5726.00	6501.39
(ii) Sports ..	57.92	86.69	286.00	346.79
23. Technical Education ..	97.21	85.09	325.00	299.94
24. Medical (Excluding E.S.I.)—				
(i) Medical Education ..	577.00	493.66	850.00	821.89
(ii) Health (Including Sanitation) ..	1220.36	1135.01	3600.00	3543.10
(iii) Ayurveda ..	15.10	..	300.00	280.09

Contd.—22



ACTUALS OF 5TH AND 6TH FIVE-YEAR PLANS

(Rs. in lakhs)

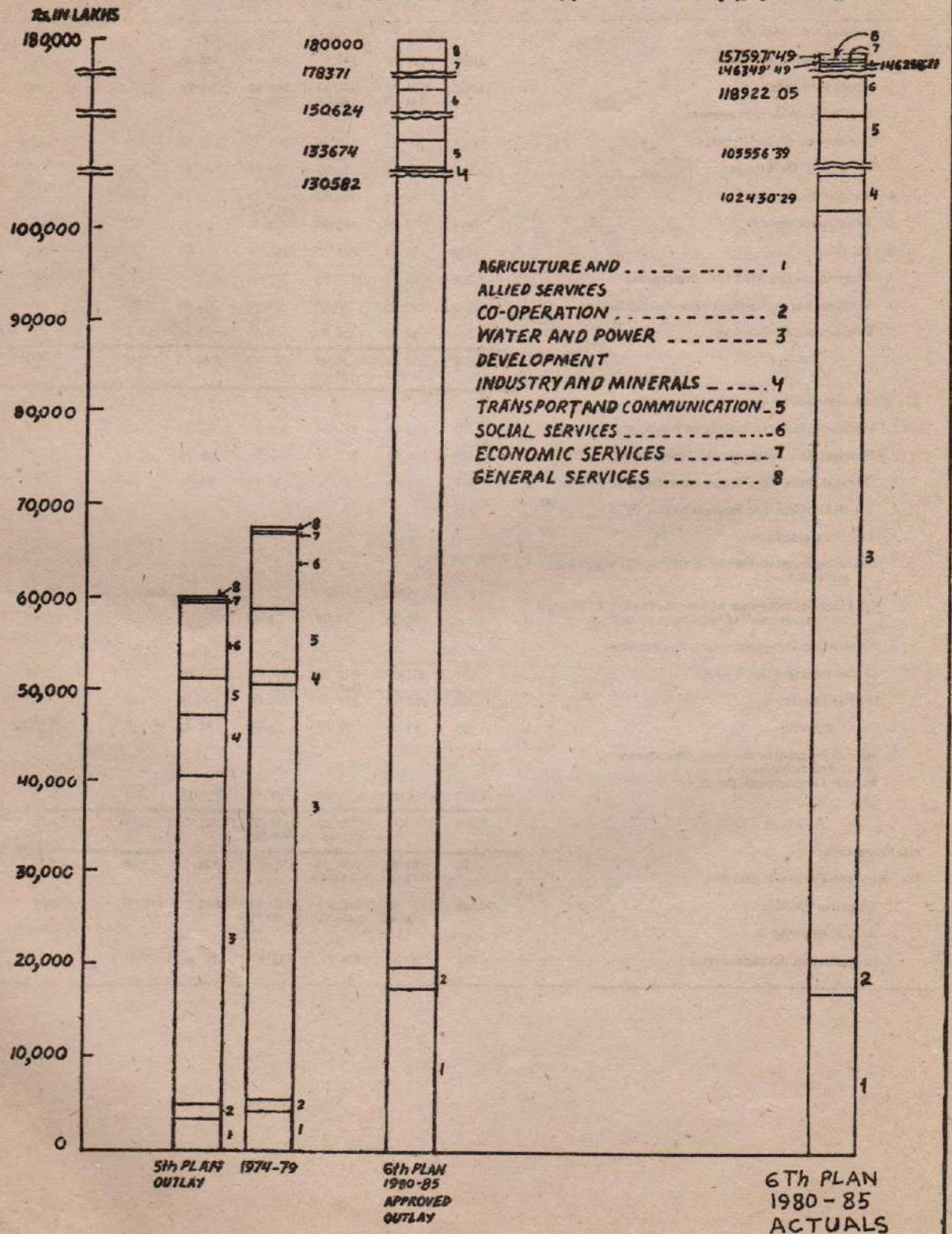
Head of Development	Fifth Plan Approved	1974-79 Actuals	Sixth Plan 1980-85 Approved Outlay	Sixth Plan 1980-85 Actuals
(iv) Employees State Insurance	22.57	19.62	50.00	24.93
25. Water Supply and Sewerage	1941.08	2069.84	10750.00	9591.45
26. Housing (excluding Police Housing)	890.94	1194.04	2600.00	2649.33
27. Police Housing	100.00	..	550.00	
28. Scientific Services and Research	}	..	..	20.00
29. Environmental Programme				
30. Urban Development—	}	..	..	..
(i) Financial Assistance to Local Bodies				
(ii) Haryana Urban Development Authority-	152.50	242.50	700.00	734.72
31. Information and Publicity	42.16	36.20	150.00	107.47
32. Labour and Labour Welfare—	}	..	..	..
(i) Labour Welfare				
(ii) Employment Exchange				
(iii) Industrial Training	31.00	29.08	224.00	266.99
33. Welfare of Scheduled Castes, Scheduled Tribes and Backward Classes	170.06	150.58	825.00	1070.90
34. Social Welfare	28.37	24.33	360.00	564.89
35. Nutrition	17.00	11.45	400.00	442.86
<b>VI. Total—Social and Community Services</b>	<b>7668.30</b>	<b>8170.39</b>	<b>27747.00</b>	<b>27336.66</b>
36. Secretariat Economic Services (Planning Machinery)	} 37.63	15.80	50.00	55.18
37. Economic Advice and Statistics		21.66	34.00	35.60
<b>VII. Total—Economic Services</b>	<b>37.63</b>	<b>37.46</b>	<b>84.00</b>	<b>90.78</b>
38. Printing and Stationery	25.78	19.62	245.00	106.40
39. General Administration	446.70	494.01	1300.00	1141.60
<b>VIII. Total—General Services</b>	<b>472.48</b>	<b>513.63</b>	<b>1545.00</b>	<b>1248.00</b>
<b>Grand Total (I to VIII)</b>	<b>60134.92</b>	<b>67390.05</b>	<b>180000.00</b>	<b>157597.49*</b>

\*Includes expenditure on Natural Calamities as under —

1980-81	.. —366.32
1981-82	.. —846.77
1982-83	.. —1064.77
1983-84	.. —170.40
1984-85	.. —896.22
<b>Total</b>	<b>.. —3344.48</b>

††Indicates expenditure incurred by Punjab Government on S. Y. L. against State's share of Central assistance of Rs 500 lakhs released direct to Punjab Government.

# ACTUALS OF 5th AND 6th FIVE YEAR PLAN



## ANNUAL PLAN PROVISIONS

(Rs. in lakhs)

Head/Sub-Head of Development	Seventh Plan 1985-90	1985-86 Actuals	1986-87 Actuals	1987-88 Actuals	1988-89 Actuals	1989-90 Approved Outlay	1989-90 Revised Outlay	1990-91 Proposed Outlay
	Approved Outlay							
1	2	3	4	5	6	7	8	9
<b>I. Agriculture and Allied Services</b>								
1. Research and Education ..	2,400	296.50	349.00	305.25	350.46	425	380	425
2. Crop Husbandry ..	7,500	870.70	908.37	846.98	984.98	1289	1200	1500
3. Soil & Water Conservation—		341.73	190.00	490.27*				
(i) Agriculture Department ..	1,225	209.23	153.36	185.47	185.94	274	245†	482
(ii) Forest Department ..	500	74.96	74.92	74.68	74.90	96	75	100
4. Animal Husbandry ..	2,500	269.28	364.78	403.84	530.79	598	530	600
5. Dairy Development ..	450	83.89	82.50	467.48*	90.95	125	100	125
6. Fisheries ..	750	140.45	118.26	122.28	134.66	185	165	200
7. Forests including Wild Life Preservation ..	6,700	1045.00	1127.53	978.93	1298.43	1820	1448	2550
8. Investment in Agricultural Financial Institutions ..	1,500	290.72	280.00	286.50	286.02	340	340	300
9. Storage and Warehousing ..	283	56.83	51.74	10.83	1.80	36	10	40
Total—I ..	23,808	33,37.56	35,10.46	3304.08	3944.73	5188	4493	6322
		351.73*	190.00	957.75*				
<b>II. Rural Development—</b>								
1. Integrated Rural Development Programme (IRDP) ..	2,790	379.44	471.64	501.34	564.89	306	621	337
2. National Rural Employment Programme (NREP) ..	1,374	235.73	213.47	313.28	518.89	418	385	460
3. Drought Prone Area Programme (DPAP) ..	337	54.00	67.50	44.17	67.00	67	68	74
4. Desert Development Programme (DDP) ..	575	..	..	..	..	..	..	..
5. Other Programme—								
(i) Development of Women & Children in Rural Area (DWCRA) ..	..	..	..	..	..	..	..	..
(ii) Financial Assistance to Assignees of Land Declared surplus as a result of imposition of ceiling ..	..	27.28	16.28	22.67	..	20	13.45	10
6. Community Development and Panchayats—								
(i) Community Development ..	979	202.27	242.92	200.94	215.69	217	200	239
(ii) Panchayats ..	905	128.98	135.98	103.45	967.19*	160	610	176
7. Land Reforms ..	135	17.41	19.05	25.00	24.43	25	29.02†	27
8. Special Programme for Area Development (State Programmes)— Mewat Development Board ..	1,510	186.27	229.48	183.56	222.18	300	225	300
Total—II ..	8,605	1231.38	1396.32	1506.07	1762.79	1513	2131.47	1623
			103.45	967.19*				
<b>III. Co-operation</b>								
	3,926	380.86	558.18	636.40	738.70	1100	950	1200
		23.48	152.48	..	..			
<b>IV. Irrigation and Flood Control—</b>								
1. Irrigation (M&M) ..	40,828	11208.58	13602.08	10180.53m	7628.95	6000	4500	7200
		+20.02	+109.06	+288.95*				
2. Minor Irrigation—								
(i) Agriculture Department ..	787	98.70	104.61	152.67*	107.49	150	142	150

Contd.—25

## ANNUAL PLAN PROVISIONS

(Rs. in lakhs)

	Seventh Plan 1985-90 Approved Outlay	1985-86 Actuals	1986-87 Actuals	1987-88 Actuals	1988-89 Actuals	1989-90 Approved Outlay	1989-90 Revised Outlay	1990-91 Proposed Outlay
1	2	3	4	5	6	7	8	9
(ii) Irrigation Department	200	30.98	29.50	30.04	33.15	50	35	60
(iii) M.L.T.C.	430	77.00 +100.00	..	1413.00	40.00	75	45	60
3. Area Development—								
(i) C.A.D.A.	1,500	213.64	219.36	250.14	354.93	395	395	450
(ii) M.L.T.C.	7,125	2,057.00	2,320.00	included in +12.00 (iii) above	1495.00	1425	1355	2000
4. Flood Control	7,569	1,090.78	1,089.34	798.82	893.68	1300	900	950
Total—IV	58,439	14,776.68 +120.02*	17,364.89 +121.06	12822.20 +288.95*	10553.20	9395	8322	12070
V. Power	1,00,000	11,119.00	12,776.00	13570.00	14217.00	20200	14800	18200
VI. Non-Conventional Sources of Energy	..	..	30.86	+201.74*	20.40	40	20	50
VII. Industry and Minerals								
1. Industries	5,615	772.65	839.25	776.32	1065.41	1400	1400	2000
2. Weights and Measures	40	4.92	..	..	..	..	..	..
Total—VII	5,655	777.57	839.25	776.32	1065.41	1400	16220	20250
VIII. Transport								
1. Civil Aviation	332	23.42	12.10	11.79	12.71	16	12.80†	10
2. Roads & Bridges	10,700	1,703.95	2125.00	1033.07	1507.17	2000	1500	2000
3. Roads Transport	8,000	+49.58 1,114.36	+132.28 1238.91	+95.54*	1342.05	1398.68	1600	1750
4. Tourism	1,100	128.00	138.00	150.00	175.00	225	203	250
Total—VIII	20,132	2,969.73 +49.58	3514.01 +132.28	2536.91 +95.54	3093.56	3751	3315.80	4010
IX. Scientific Services and Research								
1. S. & T. Programmes	165	20.11	39.59	112.47	82.13	86	82	90
2. Integrated rural energy programme	350	49.84	29.55	47.53	14.81	60	20	65
3. Environmental Programme	1,569	5.21	55.39	10.85	37.38	100	40	86
Total—IX	2,084	75.16	124.53	170.85	134.32	246	142	241
X. Social and Community Services								
1. Education—								
(i) General Education	13,779	1,394.06	2224.65	2698.80	3233.92	4410	3769.67	3100
(ii) Art and Culture	312	27.50	45.98	32.05	55.47	65	50	70
(iii) Technical Education	1,500	194.27	303.67	339.16	462.54	615	566	675
2. Medical and Health								
(i) Medical Education	1,200	173.47	141.79	183.56	279.81	379	300	600
(ii) Health	6,322	931.56	884.28	997.24	985.14	1529	1200	1510
(iii) Ayurveda	300	25.85	10.53	50.00*	20.68	75	69	65
3. Employees State Insurance	55	6.87	8.91	9.37	11.47	15	15	23

Contd.—26

## ANNUAL PLAN PROVISIONS

(Rs. in lakhs)

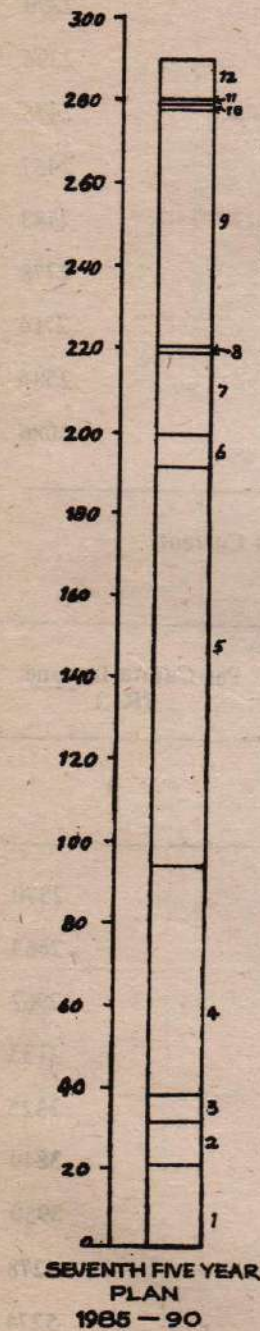
	Seventh Plan 1985-90 Approved Outlay	1985-86 Actuals	1986-87 Actuals	1987-88 Actuals	1988-89 Actuals	1989-90 Approved Outlay	1989-90 Revised Outlay	1990-91 Proposed Outlay
1	2	3	4	5	6	7	8	9
4. Sewerage and Water-Supply	16,730	2,164.96	2,422.15	2,170.64	2,297.60	3,300	2,800	3,400
5. Housing (excluding Police Housing)	3,950	+265.00 623.54	+146.00 620.73	+555.00* 1,159.19	1,093.62	603	2,099.30	875
6. Police Housing	800	124.84	140.00	75.27	97.45	170		
7. Urban Development—								
(i) Financial Assistance to Local Bodies	500	95.57	125.00	300.00	155.00	100	102	100
(ii) Environmental Improvement of Slums	500	162.00	328.00	100.00	100.00	110	110	110
(iii) National Capital Region (N.C.R.)	1,000	..	..	..	..	..	..	60
8. Information and Publicity	480	75.53	60.73	46.20	61.73	160	70	150
9. Labour and Labour Welfare	42	0.23	0.94	1.36	2.15	6	5.25	3
10. Special Employment Scheme (Employment Exchanges)	18	0.47	2.40	2.84	3.03	5	4	4
11. Industrial Training	345	118.85	197.35	133.95	221.49	253	300	275
12. Welfare of S.C., S.T. & Other Backward Classes	3,400	408.03	402.56	477.85	476.28	800	600	1,000
13. Social Welfare	678	137.14	165.10	289.31	8321.67	9,792	11,282	11,000
14. Nutrition	2,794	135.51	235.99	405.84	600.31	700	650	212
15. Sports	550	109.09	150.45	136.92	143.28	175	160	190
16. H.I.P.A.	200	..	..	..	39.08	56	30	34
Total—X	155,455	6,909.34 +265.00*	8,471.21 +219.73	9,520.23 +805.00*	18,675.86	23,318	24,182.22	23,456
XI. Economic Services								
1. Secretariat Economic Services	116	0.15	1.11	0.78	9.23	23	20	4
2. Survey and Statistics	55	..	..	2.71	7.41	16	7.78†	14
Total—XI	171	0.15	1.11	3.49	16.64	39	27.78	18
XII. General Services								
1. Printing and Stationery	225	53.02	40.80	34.69	29.91	50	35	50
2. Public Works (General Administration)	1,800	298.97	462.88	320.96	393.98	360	300	360
Total—XII	2,025	351.99	503.68	355.65	423.89	410	335	410
XIII. Decentralised Planning (District Planning)	9,700	..	550.00	300.00	299.12	1,000	500	1,600
Grand Total (I to XIII)	2,90,000	41,929.42 +809.81*	49,640.50 +919.00	45,502.20 +3,316.17*	54,945.62	67,600	59,669.27 15.94†	70,000
Grand Total (I to XIII)	2,90,000	42,739.23	50,559.50	48,818.37	54,945.62	67,600	59,685.21	70,000

† Indicates amount less adopted by the various Deptt. under Plan Head i. e. (a) Soil & Water Conservation Rs. 15.00 lakhs (b) Land Reforms Rs. 0.52 lakh (c) Civil Aviation Rs. 0.20 lakh and (d) Survey and Statistics Rs. 0.22 lakh.

# ANNUAL PLAN PROVISION

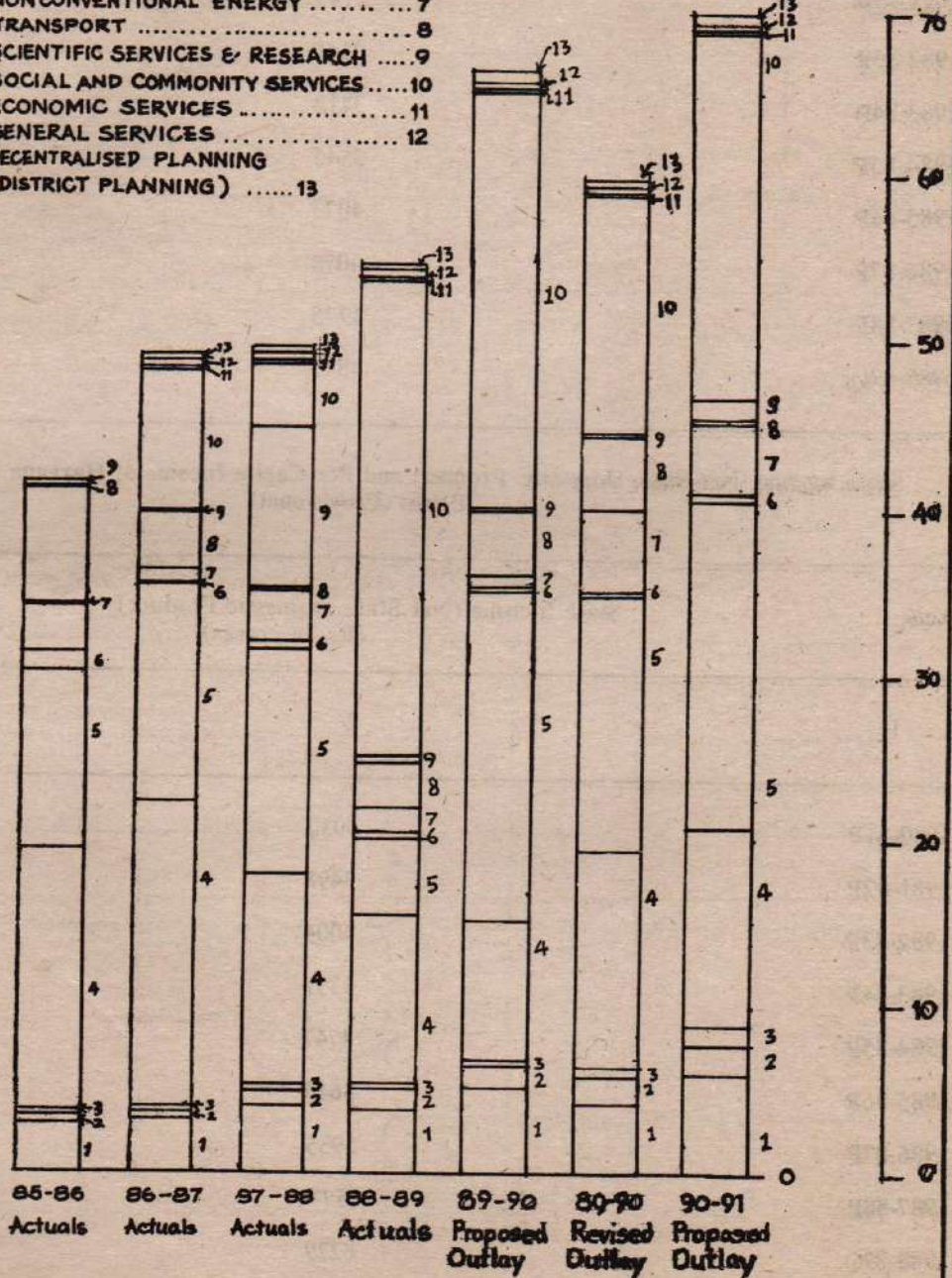
7th FIVE YEAR PLAN

Rs. IN LAKHS



- 1 AGRICULTURE AND ALLIED SERVICES .....
- 2 RURAL DEVELOPMENT .....
- 3 CO-OPERATION .....
- 4 IRRIGATION AND FLOOD CONTROL .....
- 5 POWER .....
- 6 INDUSTRY AND MINERALS .....
- 7 NON CONVENTIONAL ENERGY .....
- 8 TRANSPORT .....
- 9 SCIENTIFIC SERVICES & RESEARCH .....
- 10 SOCIAL AND COMMUNITY SERVICES .....
- 11 ECONOMIC SERVICES .....
- 12 GENERAL SERVICES .....
- 13 DECENTRALISED PLANNING (DISTRICT PLANNING) .....

Rs. IN LAKHS



**State Income (Net State Domestic Product) and Per Capita Income of Haryana at Constant  
(1980-81) Prices (Provisional)**

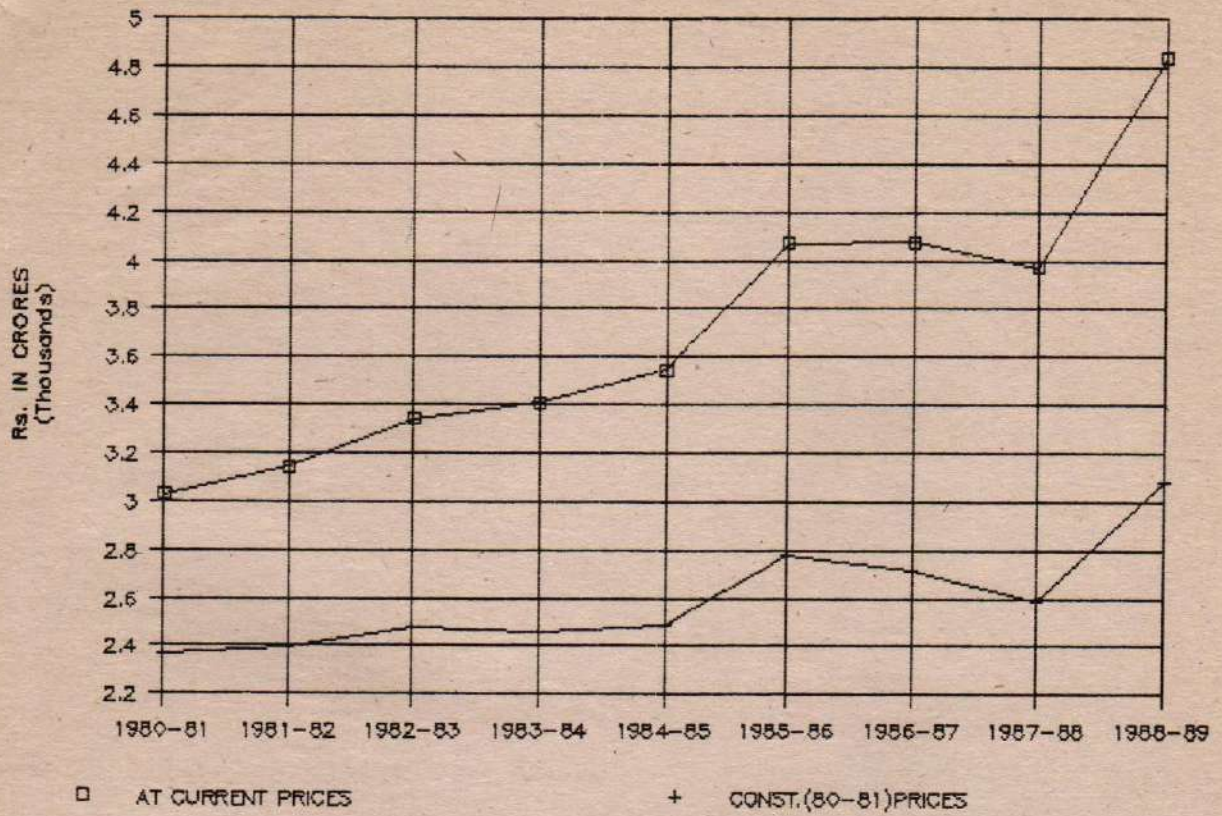
Year	State Income (Net State Domestic Product) (Rs. in crores)	Per Capita Income (Rs.)
1	2	3
1980-81P	3032	2370
1981-82P	3145	2396
1982-83P	3341	2475
1983-84P	3412	2457
1984-85P	3545	2483
1985-86P	4073	2778
1986-87P	4078	2714
1987-88P	3975	2586
1988-89Q	4845	3086

**State Income (Net State Domestic Product) and Per Capita Income of Haryana at Current  
Prices (Provisional)**

Year	State Income (Net State Domestic Product) (Rs. in crores)	Per Capita Income (Rs.)
1	2	3
1980-81P	3032	2370
1981-82P	3498	2664
1982-83P	4004	2967
1983-84P	4351	3133
1984-85P	4747	3325
1985-86P	5643	3849
1986-87P	5935	3950
1987-88P	6577	4278
1988-89Q	8279	5274

P : Provisional Estimates  
Q : Quick Estimates.

## HARYANA STATE INCOME



## PER CAPITA INCOME

