



# HARYANA BUDGET

AT A

## GLANCE

हरियाणा बजट

एक दृष्टि में

1993-94

FINANCE DEPARTMENT

वित्त विभाग

GOVERNMENT OF HARYANA

हरियाणा सरकार



# HARYANA BUDGET

AT A

## GLANCE

हरियाणा बजट

एक दृष्टि में

1993-94

FINANCE DEPARTMENT

वित्त विभाग

GOVERNMENT OF HARYANA

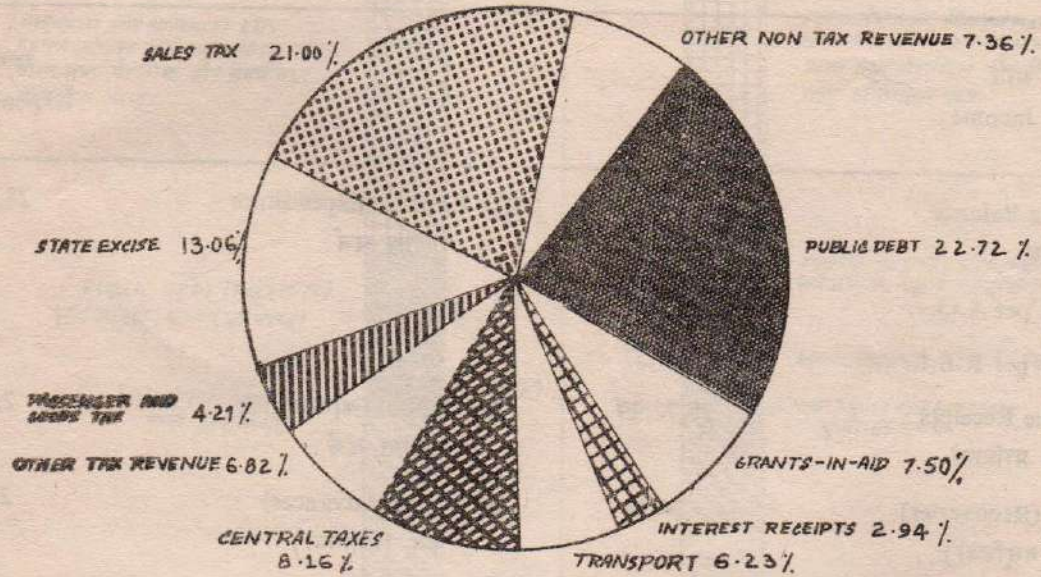
हरियाणा सरकार

## CONTENTS

	पृष्ठ
1. (a) Consolidated Fund of the State (1993-94)	1
(b) Haryana Budget, 1993-94	2
<b>REVENUE ACCOUNT</b>	
2. Receipts and Expenditure, 1993-94 (Overall)	4
3. Receipts and Expenditure, 1993-94	6
4. Revenue from Taxes and Duties, 1993-94	8
5. Tax Collection Charges to Tax Receipts	10
6. Expenditure on Social and Economic Services	12
7. Debt Services, 1993-94	14
<b>CAPITAL ACCOUNT</b>	
8. Capital Expenditure, 1985-86 to 1993-94	16
9. Public Debt and Loans and Advances by the State Government from 1985-86 to 1993-94	18
<b>PLAN EXPENDITURE</b>	
10. Actuals of 6th and 7th Five Year Plans	20-22
11. 8th Five Year Plan and Annual Plan for the year 1993-94	24-26
12. (a) State Income and <i>per Capita</i> Income (at 1980-81 Prices)	28
(b) State Income and <i>per Capita</i> Income (at Current Prices)	28
<b>विषय सूची</b>	
1. (क) राज्य भुगतानों की समेकित विधि (1993-94)	1
(ख) हरियाणा बजट, 1993-94	2
<b>राजस्व लेखा</b>	
2. प्राप्तियां तथा खर्च, 1993-94 (संपूर्ण)	4
3. प्राप्तियां तथा खर्च, 1993-94	6
4. करों तथा शुल्कों से राजस्व, 1993-94	8
5. कर एकत्र करने के प्रचार का कर प्राप्तियों से अनुपात	10
6. सामाजिक एवं आर्थिक सेवाओं पर खर्च	12
7. ऋण सेवाएं, 1993-94	14
<b>पूंजीगत लेखा</b>	
8. पूंजीगत खर्च, 1985-86 से 1993-94	16
9. 1985-86 से 1993-94 तक राज्य सरकार द्वारा सार्वजनिक ऋण, कर्ज तथा पेशगियां	18
<b>योजनागत खर्च</b>	
10. 6वीं तथा 7वीं पंच-वर्षीय योजनाओं के वास्तविक आंकड़े	20-22
11. 8वीं पंच-वर्षीय योजना तथा वर्ष 1993-94 के लिये वार्षिक योजना	24-26
12. (क) राज्य आय तथा प्रति व्यक्ति आय (1980-81 के मूल्यों के आधार पर)	28
(ख) राज्य आय तथा प्रति व्यक्ति आय (वर्तमान मूल्यों पर)	28

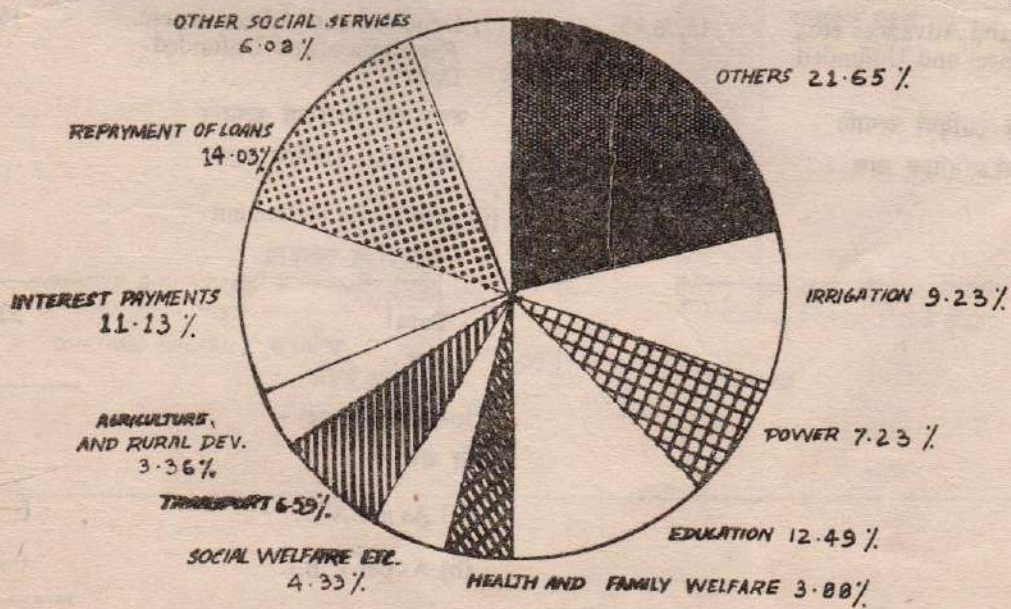
**CONSOLIDATED FUND OF THE STATE (1993-94)**

**RUPEE COMES**



**CONSOLIDATED FUND OF THE STATE**

**RUPEE GOES**



हरियाणा बजट, 1993-94  
THE HARYANA BUDGET, 1993-94

समूचा बजट, 1993-94  
OVERALL BUDGET, 1993-94

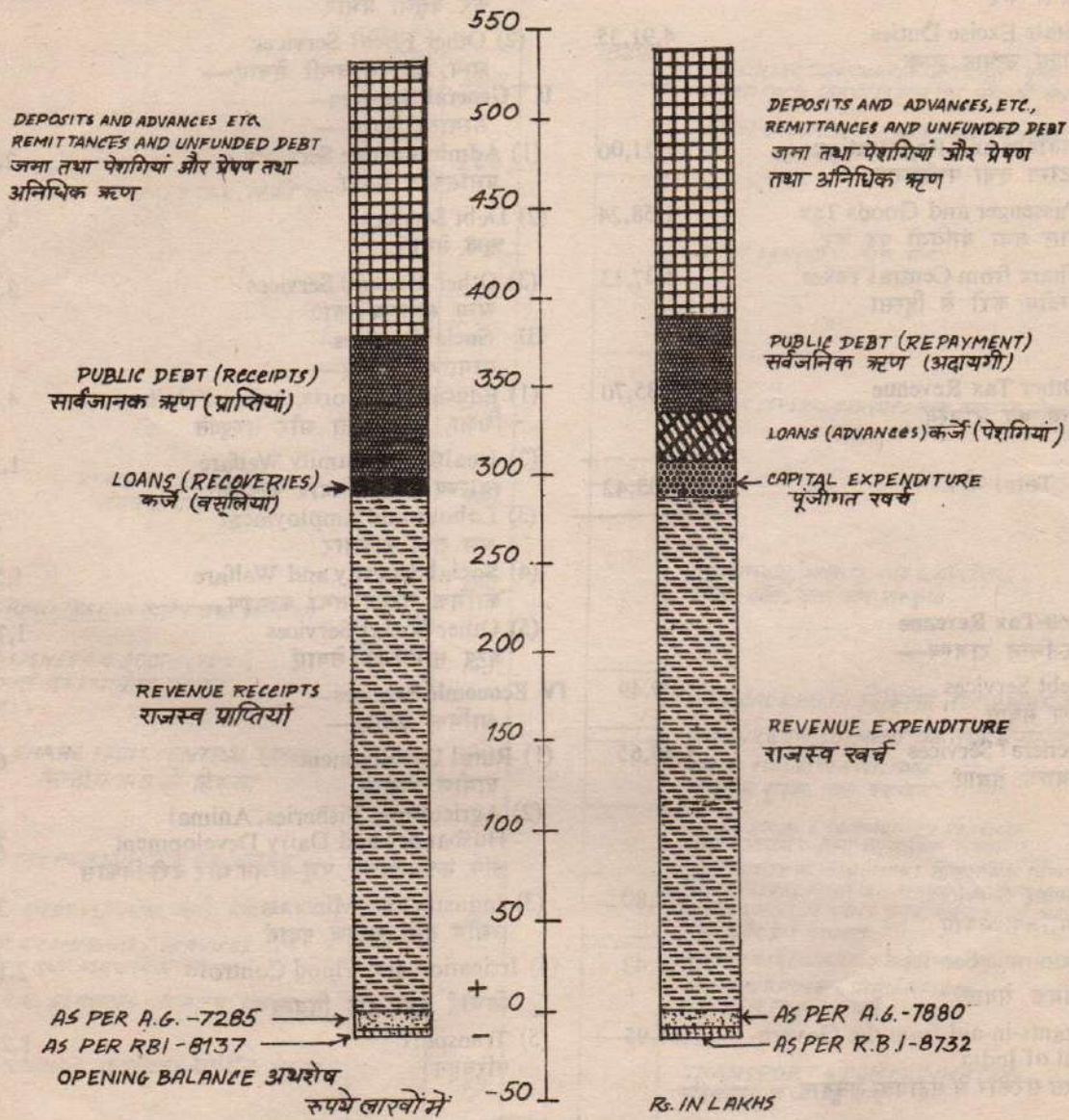
राजस्व, पूंजीगत तथा लोक लेखा  
REVENUE, CAPITAL AND PUBLIC ACCOUNT

(रुपये लाखों में)  
(Rupees in lakhs)

आय Income		खर्च Expenditure	
(1) Opening Balance अथशेष		(1) Revenue Expenditure राजस्व खर्च	28,29,32
(a) As per A.G.	(—)72,85		
(b) As per R.B.I.	(—)81,37		
(2) Revenue Receipts राजस्व प्राप्तियां	28,72,99	(2) Capital Expenditure पूंजीगत खर्च	2,55,37
(3) Loans (Recoveries) कर्जे (वसूलियां)	34,36	(3) Loans (Advances) कर्जे (पेशगियां)	2,66,98
(4) Public Debt (Receipt) सार्वजनिक ऋण (प्राप्ति)	8,54,85	(4) Public Debt (Repayment) सार्वजनिक ऋण (अदायगी)	5,46,82
(5) Deposits and Advances etc., Remittances and Unfunded Debt जमा तथा पेशगियां इत्यादि प्रेषण तथा अनिधिक ऋण	15,76,15	(5) Deposits and Advances, etc., Remittances and Unfunded Debt जमा तथा पेशगियां इत्यादि प्रेषण तथा अनिधिक ऋण	14,45,81
		(6) Inter-State Settlement अन्तर्राज्य निपटान	—
		<b>Total</b> <b>जोड़</b>	<b>53,44,30</b>
		<b>Closing Balance</b> <b>इति शेष</b>	
		(a) As per A.G.	(—)78,80
		(b) As per R.B.I.	(—)87,32
<b>Total</b> <b>जोड़</b>	<b>53,38,35</b>	<b>Total</b> <b>जोड़</b>	<b>53,38,35</b>

# समूचा बजट OVERALL BUDGET

1993-94



**राजस्व लेखा**  
**REVENUE ACCOUNT**  
1993-94

(रुपये लाखों में) (Rupees in lakhs)

प्राप्तियां Receipts		खर्च Expenditure	
<b>I Tax Revenue—</b> कर राजस्व—		<b>I Fiscal Services—</b> वित्त सम्बन्धी सेवाएं—	
(1) Sales Tax बिक्री कर	7,90,00	(1) Tax Collection Charges कर वसूली प्रभार	26,04
(2) State Excise Duties राज्य उत्पाद शुल्क	4,91,35	(2) Other Fiscal Services अन्य वित्त सम्बन्धी सेवाएं—	69
(3) Stamps and Registration स्टाम्प तथा पंजीकरण	1,21,00	<b>II General Services—</b> सामान्य सेवाएं—	
(4) Passenger and Goods Tax माल तथा यात्रियों पर कर	1,58,24	(1) Administrative Services प्रशासकीय सेवाएं	2,04,63
(5) Share from Central Taxes केन्द्रीय करों से हिस्सा	3,07,13	(2) Debt Services ऋण सेवाएं	4,34,09
(6) Other Tax Revenue अन्य कर राजस्व	1,35,70	(3) Other General Services अन्य सामान्य सेवाएं	3,12,23
<b>Total जोड़</b>	<b>20,03,42</b>	<b>III Social Services—</b> सामाजिक सेवाएं—	
		(1) Education, Sports, Art and Culture शिक्षा, खेल, कला और संस्कृति	4,42,83
		(2) Health and Family Welfare स्वास्थ्य तथा परिवार कल्याण	1,35,00
		(3) Labour and Employment श्रम तथा रोजगार	29,01
		(4) Social Security and Welfare कामिक सुरक्षा तथा कल्याण	1,51,48
		(5) Other Social Services अन्य सामाजिक सेवाएं	1,73,45
<b>II Non-Tax Revenue</b> कर-भिन्न राजस्व—		<b>IV Economic Services—</b> आर्थिक सेवाएं—	
(1) Debt Services ऋण सेवाएं	1,09,49	(1) Rural Development ग्रामीण विकास	65,71
(2) General Services सामान्य सेवाएं	1,40,65	(2) Agriculture, Fisheries, Animal Husbandry and Dairy Development कृषि, मत्स्य पालन, पशु-पालन और डेरी विकास	78,61
(3) Social Services सामाजिक सेवाएं	37,80	(3) Industry and Minerals उद्योग तथा खनिज पदार्थ	23,19
(4) Economic Services आर्थिक सेवाएं	2,98,43	(4) Irrigation and Flood Control सिंचाई तथा बाढ़ नियन्त्रण	2,19,54
(5) Grants-in-aid from the Govern- ment of India भारत सरकार से सहायता अनुदान	2,81,95	(5) Transport परिवहन	2,28,34
(6) Other Non-Tax Receipts अन्य कर-भिन्न प्राप्तियां	1,25	(6) Other Economic Services अन्य आर्थिक सेवाएं	2,92,45
<b>Total जोड़</b>	<b>8,69,57</b>	<b>V Grants-in-aid and Contributions</b> सहायता अनुदान तथा अंशदान	<b>12,03</b>
<b>Grand Total कुल जोड़</b>	<b>28,72,99</b>	<b>Total जोड़</b>	<b>28,29,32</b>

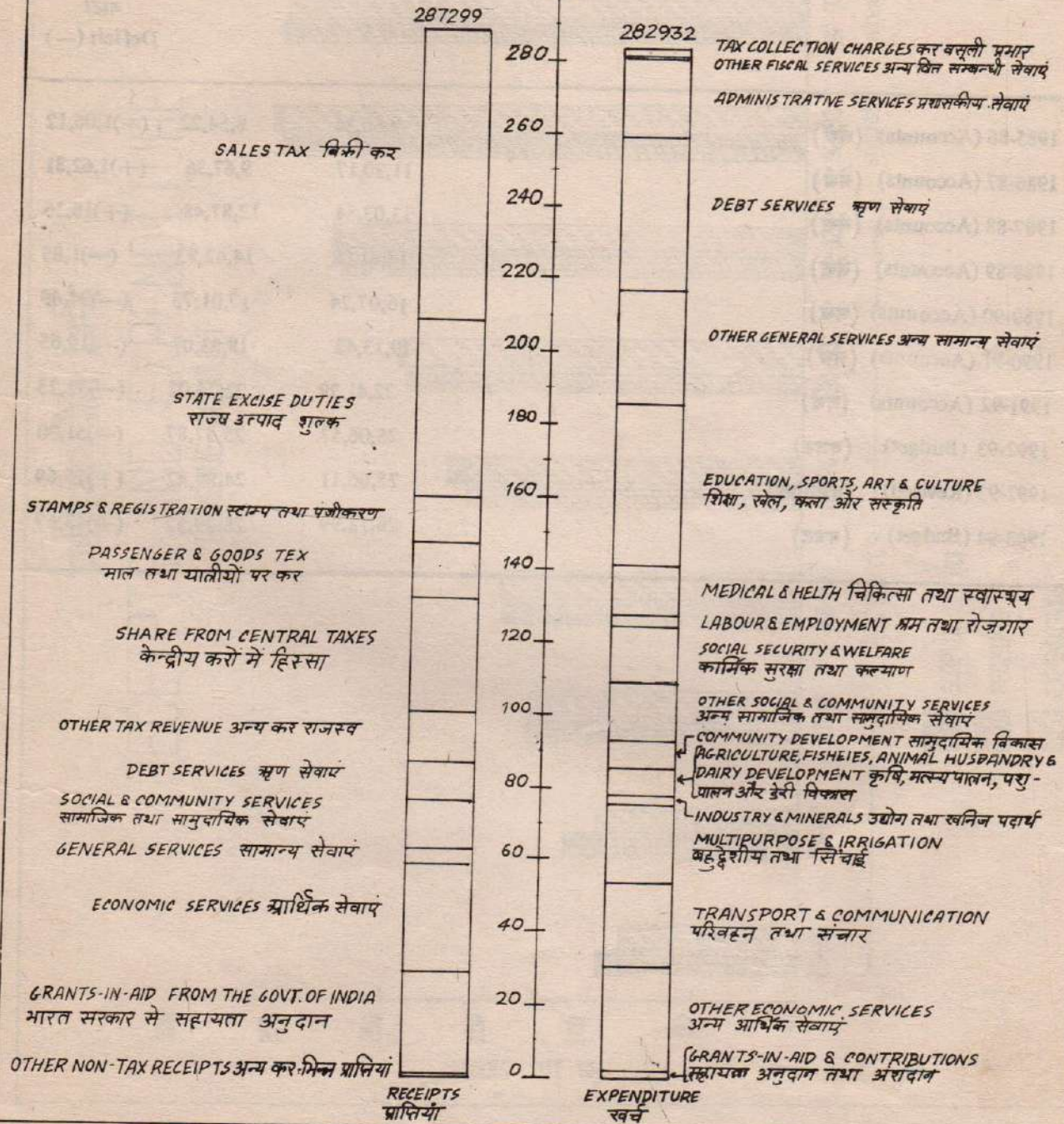
# हरियाणा बजट

## THE HARYANA BUDGET

REVENUE ACCOUNT राजस्व लेखा

1993-94

300000





राजस्व लेखा  
REVENUE ACCOUNT

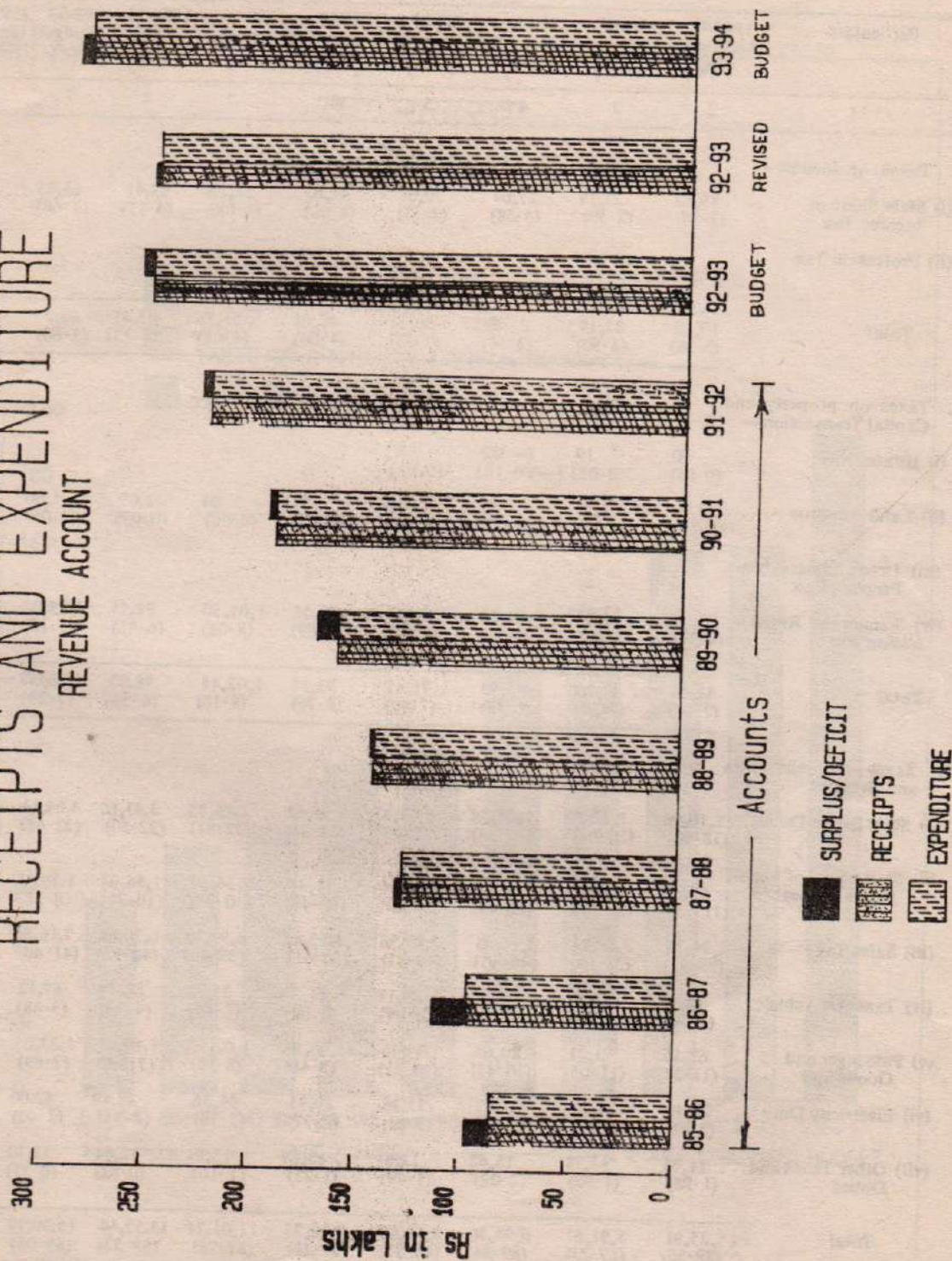
प्राप्तियां तथा खर्च  
RECEIPTS AND EXPENDITURE

(रुपये लाखों में)  
(Rupees in lakhs)

वर्ष Year	प्राप्तियां Receipts	खर्च Expenditure	बचत Surplus (+) वाटा Deficit (-)
1985-86 (Accounts) (लेखे)	9,60,34	8,54,22	(+)1,06,12
1986-87 (Accounts) (लेखे)	11,30,17	9,67,36	(+)1,62,81
1987-88 (Accounts) (लेखे)	13,03,84	12,87,48	(+)16,36
1988-89 (Accounts) (लेखे)	14,41,08	14,42,93	(-)1,85
1989-90 (Accounts) (लेखे)	16,07,24	17,01,73	(-)94,49
1990-91 (Accounts) (लेखे)	19,13,42	19,33,07	(-)19,65
1991-92 (Accounts) (लेखे)	22,41,79	22,74,02	(-)32,23
1992-93 (Budget) (बजट)	25,06,57	25,57,87	(-)51,30
1992-93 (Revised) (संशोधित)	25,06,11	24,89,42	(+)16,69
1993-94 (Budget) (बजट)	28,72,99	28,29,32	(+)43,67

# प्राप्तियां और खर्च

## RECEIPTS AND EXPENDITURE REVENUE ACCOUNT



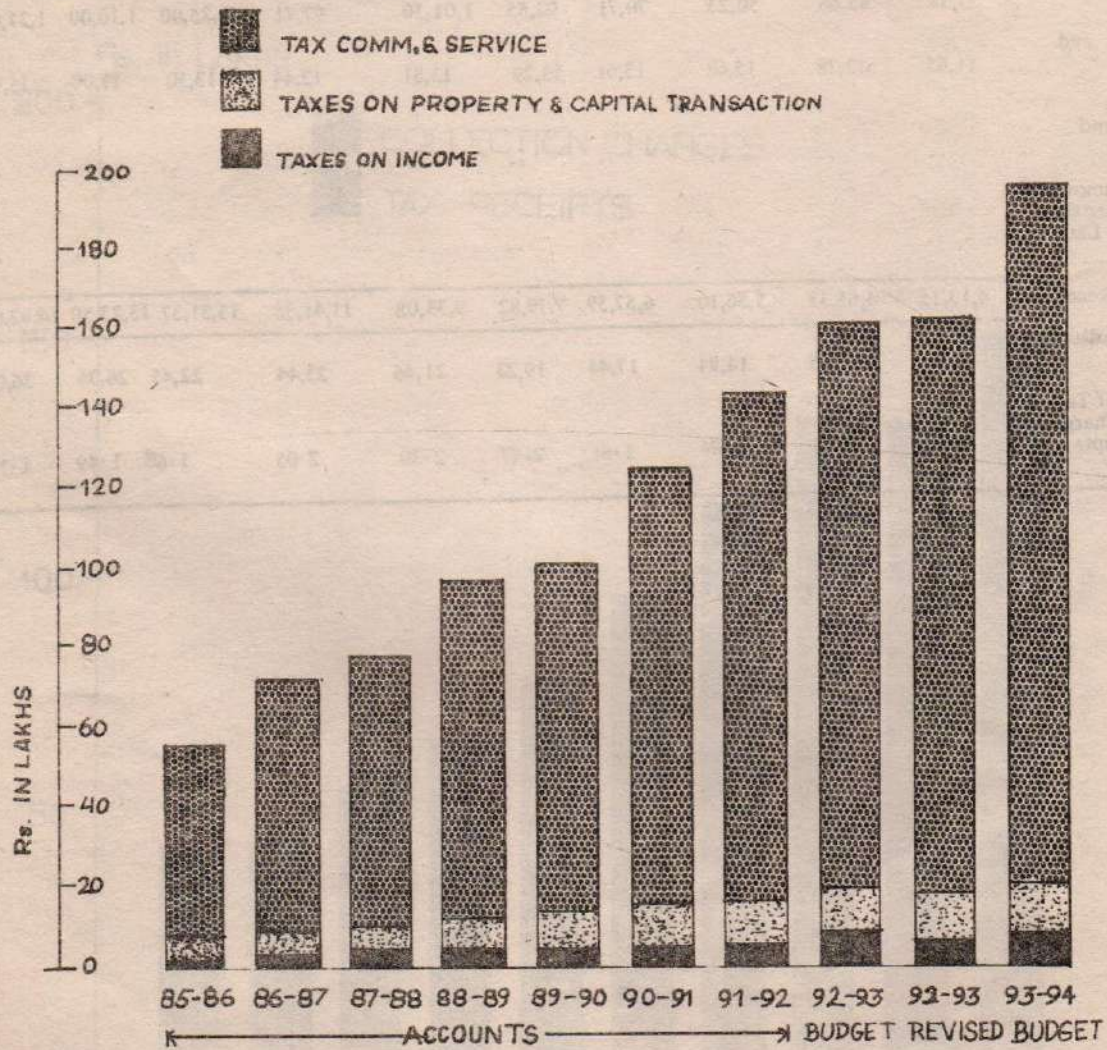
राजस्व लेखा  
REVENUE ACCOUNT  
करों तथा शुल्कों से राजस्व  
REVENUE FROM TAXES AND DUTIES

(रुपये लाखों में)  
(Rupees in lakhs)

Particulars	1985-86 (Accounts) (लेखे)	1986-87 (Accounts) (लेखे)	1987-88 (Accounts) (लेखे)	1988-89 (Accounts) (लेखे)	1989-90 (Accounts) (लेखे)	1990-91 (Accounts) (लेखे)	1991-92 (Accounts) (लेखे)	1992-93 (Budget) (बजट)	1992-93 (Revised) (संशोधित)	1993-94 (Budget) (बजट)
1	2	3	4	5	6	7	8	9	10	11
<b>A. Taxes on Income—</b>										
(i) State Share of Income Tax ..	19.82 (3.38)	23.19 (3.50)	27.69 (3.58)	30.51 (3.33)	42.63 (4.00)	51.26 (4.08)	63.41 (4.17)	63.25 (3.66)	72.93 (4.13)	88.02 (4.39)
(ii) Profession Tax ..	..	..	..	..	..	..	..	..	..	..
Total ..	19.82 (3.38)	23.19 (3.50)	27.69 (3.58)	30.51 (3.33)	42.63 (4.00)	51.26 (4.08)	63.41 (4.17)	63.25 (3.66)	72.93 (4.13)	88.02 (4.39)
<b>B. Taxes on property and Capital Transactions—</b>										
(i) Estate Duty ..	30 (0.05)	19 (0.03)	(- )82 (-)(0.10)	1 (0.01)	..	..	..	..	..	..
(ii) Land Revenue ..	3.79 (0.64)	2.33 (0.35)	52 (0.07)	73 (0.08)	73 (0.07)	94 (0.07)	1.09 (0.07)	1.00 (0.06)	1.15 (0.07)	1.70 (0.09)
(iii) Urban Immovable Property Tax ..	..	..	..	..	..	..	..	..	..	..
(iv) Stamps and Registration Fee ..	37.39 (6.37)	45.68 (6.89)	50.23 (6.51)	70.71 (7.71)	92.55 (8.69)	1,01.50 (8.08)	97.71 (6.43)	1,25.00 (7.23)	1,10.00 (6.22)	1,21.00 (6.04)
Total ..	41.48 (7.06)	48.20 (7.27)	49.93 (6.48)	71.45 (7.80)	93.28 (8.76)	1,02.44 (8.16)	98.80 (6.50)	1,26.00 (7.29)	1,11.15 (6.29)	1,22.70 (6.13)
<b>C. Taxes on Commodities and Services</b>										
(i) State Excise Duties ..	1,10.96 (18.90)	1,32.74 (20.01)	1,58.54 (20.54)	1,92.87 (21.05)	2,36.68 (22.24)	2,86.35 (22.81)	3,41.87 (22.50)	4,09.11 (23.66)	4,09.11 (23.15)	4,91.35 (24.52)
(ii) State Share of Union Excise Duties ..	65.39 (11.13)	73.83 (11.13)	80.64 (10.45)	90.10 (9.84)	1,11.48 (10.48)	1,34.64 (10.73)	1,56.04 (10.27)	1,59.37 (9.22)	1,81.46 (10.27)	2,19.11 (10.94)
(iii) Sales Tax ..	2,34.35 (39.91)	2,56.24 (38.64)	3,14.93 (40.80)	3,70.56 (40.45)	4,15.18 (39.01)	4,94.70 (39.40)	6,20.30 (40.82)	7,15.84 (41.40)	7,15.84 (40.51)	7,90.00 (39.43)
(iv) Taxes on Vehicles ..	15.01 (2.56)	15.56 (2.34)	16.25 (2.10)	19.11 (2.09)	21.39 (2.01)	35.78 (2.85)	68.47 (4.50)	67.12 (3.88)	70.40 (3.98)	75.00 (3.74)
(v) Passenger and Goods Tax ..	62.15 (11.27)	73.31 (11.05)	80.65 (10.45)	94.46 (10.31)	1,00.88 (9.48)	1,02.10 (8.13)	1,19.83 (7.89)	1,33.05 (7.69)	1,46.30 (8.28)	1,58.24 (7.90)
(vi) Electricity Duty ..	22.40 (3.81)	27.21 (4.10)	27.67 (3.58)	33.36 (3.64)	29.43 (2.77)	34.36 (2.74)	38.49 (2.53)	42.00 (2.43)	43.00 (2.43)	46.00 (2.30)
(vii) Other Taxes and Duties ..	11.65 (1.98)	12.78 (1.92)	15.62 (2.02)	13.61 (1.49)	13.29 (1.25)	13.81 (1.10)	12.44 (0.82)	13.30 (0.77)	17.00 (0.96)	13.00 (0.65)
Total ..	5,25.91 (89.56)	5,91.67 (89.23)	6,94.30 (89.94)	8,14.07 (88.87)	9,28.33 (87.24)	11,01.74 (87.76)	13,57.44 (89.33)	15,39.79 (89.05)	15,83.11 (89.58)	17,92.70 (89.48)
Grand Total ..	5,87.21	6,63.06	7,71.92	9,16.03	10,64.24	12,55.44	15,19.65	17,29.04	17,67.19	20,03.42

N.B.—The figures in brackets indicate relative contribution to the grand total.

# कर राजस्व TAX REVENUE

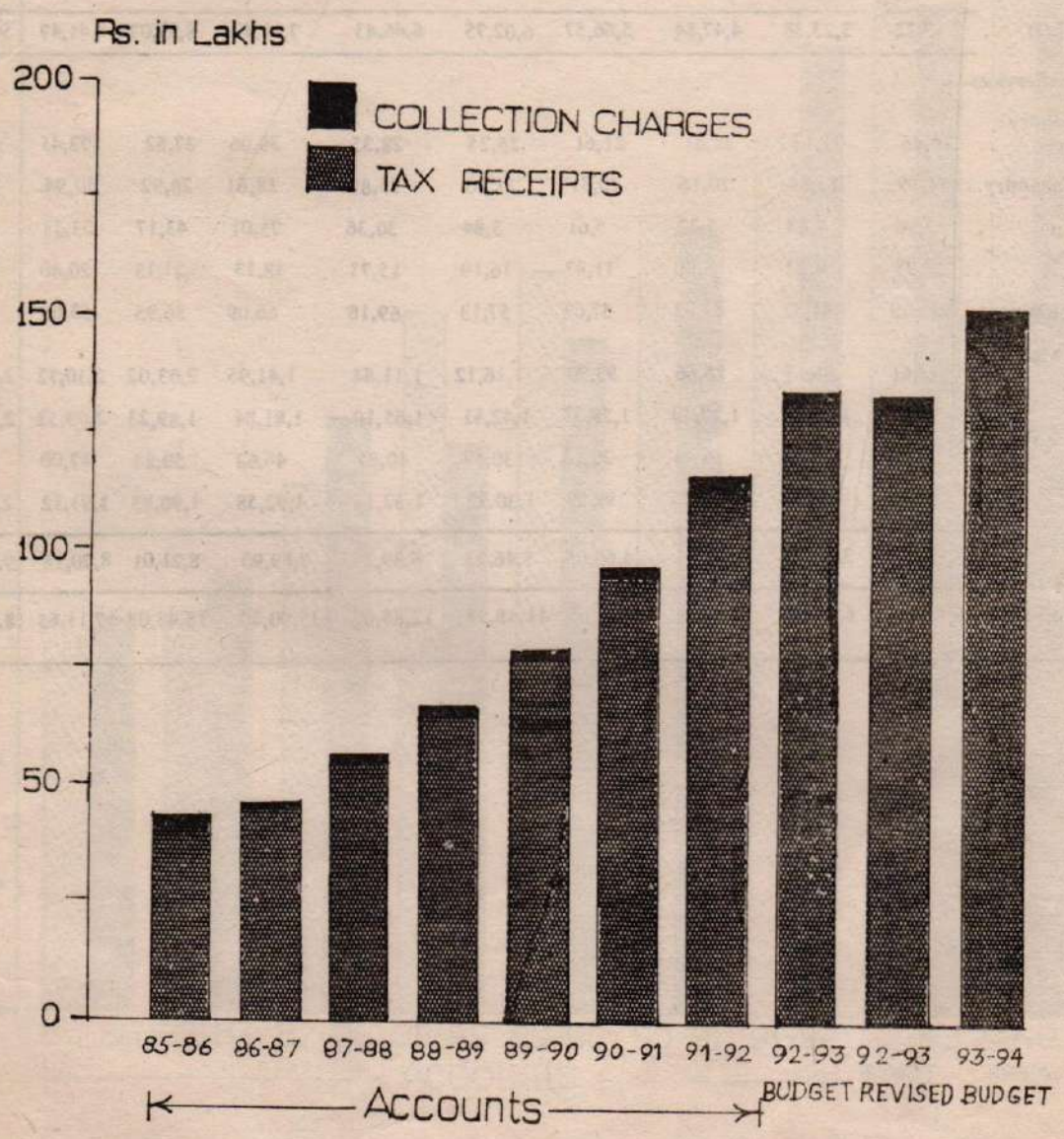


**TAX COLLECTION CHARGES TO TAX RECEIPTS**

(Rs. in lakhs)

Item	1985-86 (Accounts) (लेखे)	1986-87 (Accounts) (लेखे)	1987-88 (Accounts) (लेखे)	1988-89 (Accounts) (लेखे)	1989-90 (Accounts) (लेखे)	1990-91 (Accounts) (लेखे)	1991-92 (Accounts) (लेखे)	1992-93 (Budget) (बजट)	1992-93 (Revised) (संशोधित)	1993-94 (Budget) (बजट)
<b>1. Tax Receipts—</b>										
Land Revenue ..	3,79	2,33	53	73	73	94	1,09	100	1,15	1,70
State Excise ..	1,10,96	1,32,74	1,58,54	1,92,87	2,36,68	2,86,35	3,41,87	4,09,11	4,09,11	4,91,35
Taxes on Vehicles ..	15,01	15,56	16,25	19,11	21,39	35,78	68,47	67,12	70,40	75,00
Sales Tax ..	2,34,35	2,56,24	3,14,93	3,70,56	4,15,18	4,94,70	6,20,30	7,15,84	7,15,84	7,90,00
Stamps and Registration ..	37,39	45,68	50,23	70,71	92,55	1,01,50	97,71	1,25,00	1,10,00	1,21,00
Other Taxes and Duties ..	11,65	12,78	15,62	13,61	13,29	13,81	12,44	13,30	17,00	13,00
Other Taxes on Income and Expenditure ..	..	..	..	..	..	..	..	..	..	..
Taxes on Immovable Property other than Agricultural Land ..	..	..	..	..	..	..	..	..	..	..
<b>Total Tax Receipts..</b>	<b>4,13,15</b>	<b>4,65,33</b>	<b>5,56,10</b>	<b>6,57,59</b>	<b>7,79,82</b>	<b>9,33,08</b>	<b>11,41,88</b>	<b>13,31,37</b>	<b>13,23,50</b>	<b>14,92,05</b>
<b>Total Tax Collection Charges ..</b>	<b>10,95</b>	<b>12,35</b>	<b>14,94</b>	<b>17,44</b>	<b>19,23</b>	<b>21,46</b>	<b>23,44</b>	<b>22,43</b>	<b>26,34</b>	<b>26,04</b>
<b>Percentage of Tax Collection Charges on Tax Receipts ..</b>	<b>2.65</b>	<b>2.65</b>	<b>2.69</b>	<b>2.61</b>	<b>2.47</b>	<b>2.30</b>	<b>2.05</b>	<b>1.68</b>	<b>1.99</b>	<b>1.75</b>

### TAX COLLECTION CHARGES TO TAX RECEIPTS



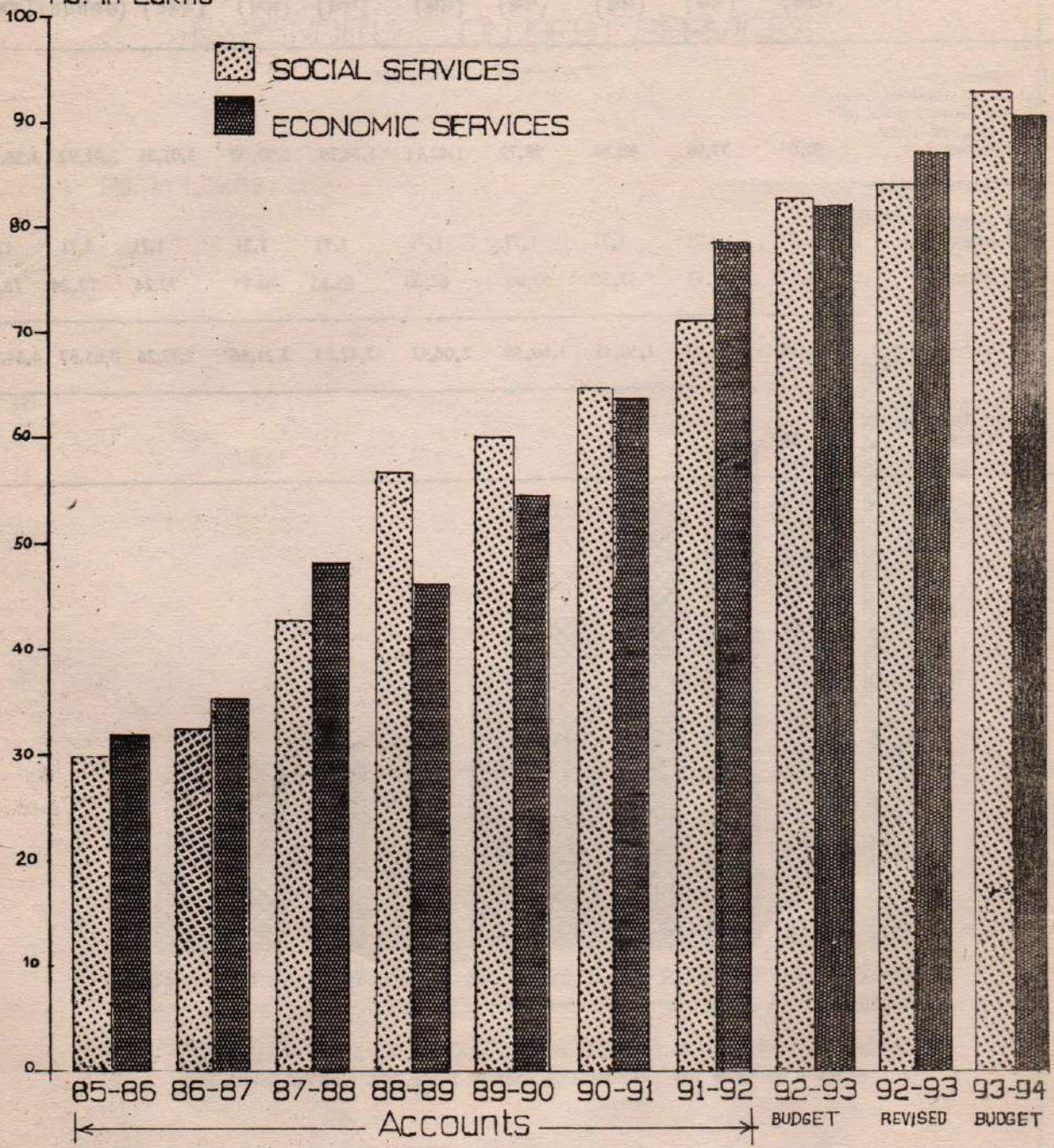
REVENUE EXPENDITURE ON SOCIAL AND ECONOMIC SERVICES

(Rs. in lakhs)

Item	1985-86 (Accounts) (लेखे)	1986-87 (Accounts) (लेखे)	1987-88 (Accounts) (लेखे)	1988-89 (Accounts) (लेखे)	1989-90 (Accounts) (लेखे)	1990-91 (Accounts) (लेखे)	1991-92 (Accounts) (लेखे)	1992-93 (Budget) (बजट)	1992-93 (Revised) (संशोधित)	1993-94 (Budget) (बजट)
<b>I. Social Services—</b>										
Education, Sports, Art and Culture ..	1,51,73	1,67,07	2,22,34	2,60,31	2,94,83	3,17,56	3,53,68	3,94,80	4,24,56	4,42,83
Health and Family Welfare ..	53,34	52,33	62,92	70,16	75,27	81,93	95,25	1,18,54	1,15,90	1,35,00
Labour and Employment ..	7,88	8,58	11,09	13,22	16,27	17,03	19,19	24,69	24,68	29,01
Others ..	84,27	95,40	1,51,49	2,22,88	2,16,38	2,29,91	2,42,28	2,89,04	2,76,33	3,24,93
Total (I) ..	2,97,22	3,23,38	4,47,84	5,66,57	6,02,75	6,46,43	7,10,40	8,27,07	8,41,47	9,31,77
<b>II. Economic Services—</b>										
Crop Husbandry and Fisheries ..	20,46	21,13	22,61	21,61	25,25	28,35	39,06	37,52	73,41	43,87
Animal Husbandry..	11,59	13,85	20,16	20,31	21,80	25,89	28,61	28,92	30,94	33,01
Cooperation ..	3,96	4,28	5,22	5,61	5,84	30,36	75,01	43,17	33,38	12,36
Industries ..	7,95	8,22	8,80	11,87	16,19	15,71	18,13	21,13	20,40	23,19
Rural Development	35,09	41,82	57,92	57,69	57,13	69,18	66,09	56,95	53,69	65,71
Major and Medium Irrigation ..	77,61	81,17	86,66	93,90	1,16,12	1,11,64	1,41,95	2,03,02	2,10,72	2,19,54
Transport	94,94	1,02,14	1,17,49	1,29,37	1,42,81	1,65,10	1,81,84	1,89,23	2,09,52	2,28,34
Forestry and Wild Life ..	16,15	16,61	16,41	20,13	30,17	40,87	46,63	50,24	47,00	51,39
Others ..	50,31	62,94	1,46,17	99,59	1,30,92	1,52,14	1,92,58	1,90,83	1,91,12	2,30,43
Total (II) ..	3,18,06	3,52,16	4,81,44	4,60,08	5,46,23	6,39,24	7,89,90	8,21,01	8,70,18	9,07,84
Total (I and II) ..	6,15,28	6,75,54	9,29,28	10,26,65	11,48,98	12,85,67	15,00,30	16,48,08	17,11,65	18,39,61

## REVENUE EXPENDITURE ON SOCIAL & ECONOMIC SERVICES

Rs. in Lakhs





राजस्व लेखा  
REVENUE ACCOUNT

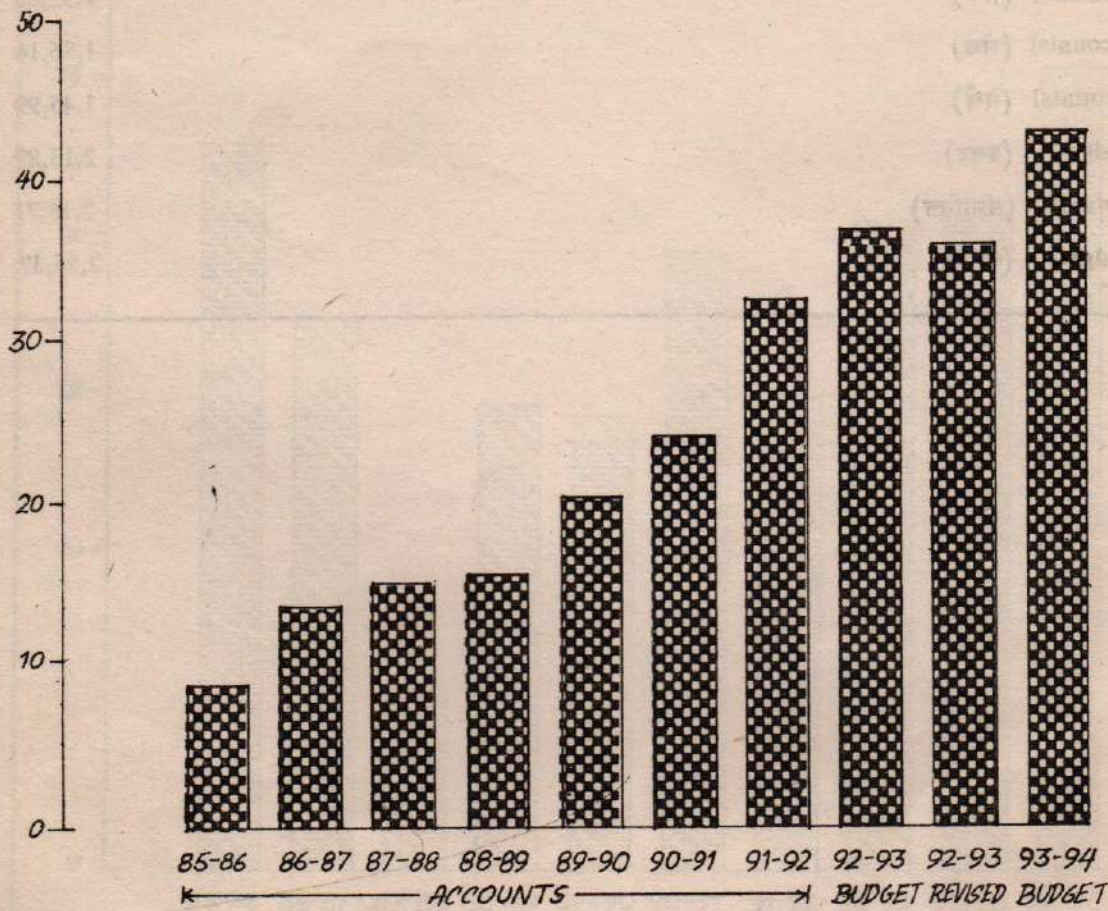
ऋण सेवाएं  
DEBT SERVICES


(रुपये लाखों में)  
(Rs. in lakhs)

Particulars	1985-86 (Accounts) (लेखे)	1986-87 (Accounts) (लेखे)	1987-88 (Accounts) (लेखे)	1988-89 (Accounts) (लेखे)	1989-90 (Accounts) (लेखे)	1990-91 (Accounts) (लेखे)	1991-92 (Accounts) (लेखे)	1992-93 (Budget) (बजट)	1992-93 (Revised) (संशोधित)	1993-94 (Budget) (बजट)
1. Interest on—										
(a) Loans obtained from the Government of India and other sources ..	50,04	77,98	90,84	98,79	1,42,11	1,74,79	2,50,00	3,03,31	2,91,92	3,56,53
(b) Investment in—										
(i) Major and Medium Irrigation ..	1,71	1,71	1,71	1,71	1,71	1,71	1,71	1,71	1,71	1,71
(ii) Irrigation ..	46,51	52,93	57,56	60,06	62,60	65,53	70,15	72,24	72,24	75,85
Total—I Interest..	98,26	1,32,62	1,50,11	1,60,56	2,06,42	2,42,03	3,21,86	3,77,26	3,65,87	4,34,09
II. Appropriation for Reduction of debts ..	33	..	..	..	..	..	..	..	..	..

**ऋण सेवाओं पर खर्च**  
**EXPENDITURE ON DEBT SERVICES**  
**REVENUE ACCOUNTS**

Rs. in Lakhs



 INTEREST ON LOANS OBTAINED FROM THE GOVT. OF INDIA & OTHER SOURCES.  
 भारत सरकार तथा अन्य साधनों से प्राप्त किए गए कर्जों पर ब्याज ।

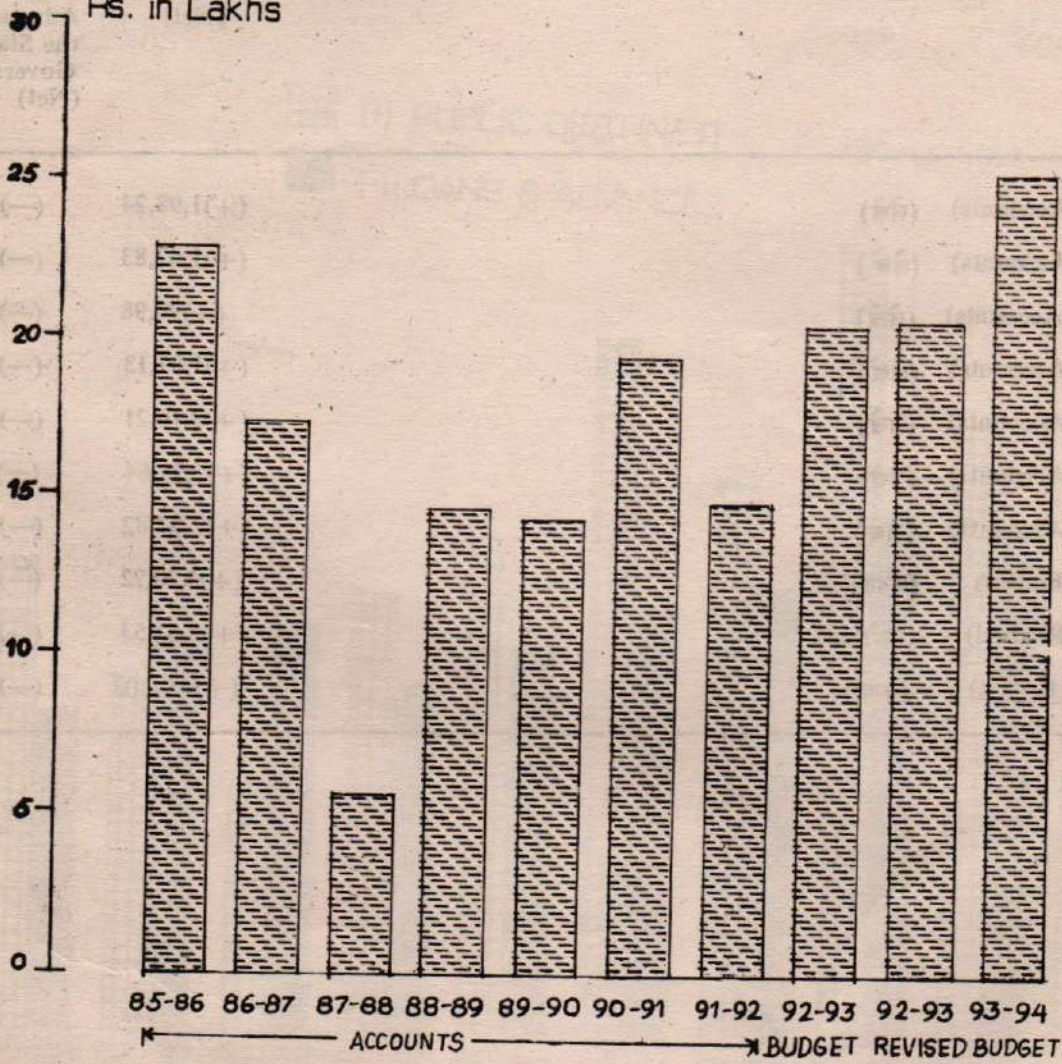
**पूँजीगत लेखा**  
**CAPITAL ACCOUNT**  
**(पूँजीगत खर्च)**  
**CAPITAL EXPENDITURE**

वर्ष Year	(रुपये लाखों में) (Rs. in lakhs)
1985-86 (Accounts) (लेखे)	2,01,71
1986-87 (Accounts) (लेखे)	1,72,26
1987-88 (Accounts) (लेखे)	60,49
1988-89 (Accounts) (लेखे)	1,40,15
1989-90 (Accounts) (लेखे)	1,32,68
1990-91 (Accounts) (लेखे)	1,86,16
1991-92 (Accounts) (लेखे)	1,45,99
1992-93 (Budget) (बजट)	2,13,89
1992-93 (Revised) (संशोधित)	2,18,71
1993-94 (Budget) (बजट)	2,55,37

# पूंजीगत खर्च

## CAPITAL EXPENDITURE

Rs. in Lakhs



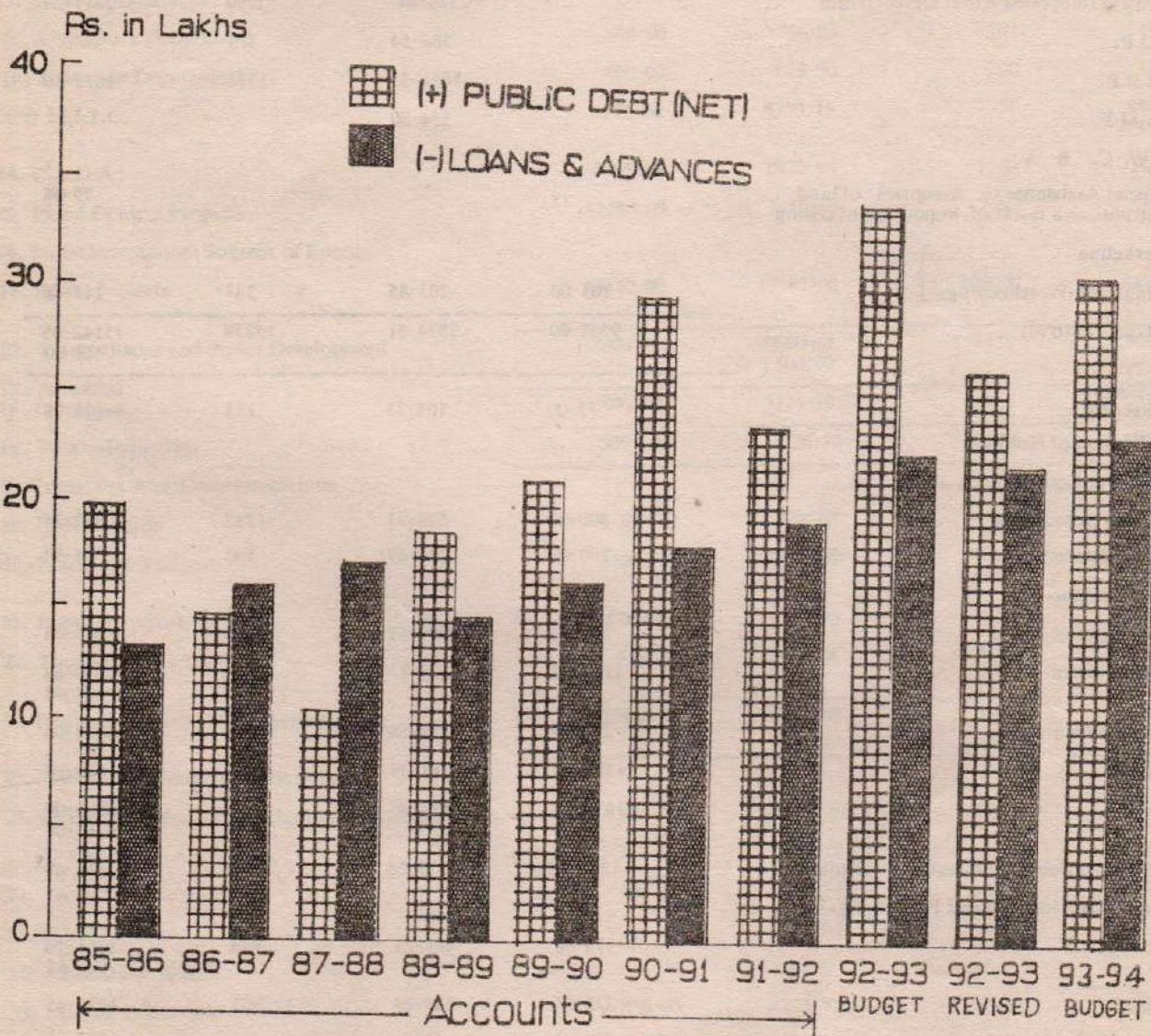
पुंजीगत लेखा  
CAPITAL ACCOUNT

राज्य सरकार द्वारा सार्वजनिक ऋण तथा कर्जों और पेशगियों  
PUBLIC DEBT LOANS AND ADVANCES BY THE STATE GOVERNMENT

(रुपये लाखों में)  
(Rupees in lakhs)

वर्ष Year	सार्वजनिक ऋण (निवल) Public Debt (Net)	राज्य सरकार द्वारा कर्जों तथा पेशगियों (निवल) Loans and Advances by the State Government (Net)
1985-86 (Accounts) (लेखे)	(+)1,98,24	(-)1,33,69
1986-87 (Accounts) (लेखे)	(+)1,47,83	(-)1,61,58
1987-88 (Accounts) (लेखे)	(+)98,98	(-)1,72,91
1988-89 (Accounts) (लेखे)	(+)1,87,13	(-)1,47,00
1989-90 (Accounts) (लेखे)	(+)2,10,21	(-)1,64,92
1990-91 (Accounts) (लेखे)	(+)2,95,64	(-)1,79,85
1991-92 (Accounts) (लेखे)	(+)2,37,82	(-)1,96,53
1992-93 (Budget) (बजट)	(+)3,30,72	(-)2,24,34
1992-93 (Revised) (संशोधित)	(+)2,63,53	(-)2,20,54
1993-94 (Budget) (बजट)	(+)3,08,03	(-)2,32,62

राज्य सरकार द्वारा सार्वजनिक ऋण, कर्जे और पेशगियां  
 PUBLIC DEBT & LOANS AND ADVANCES  
 BY THE STATE GOVERNMENT



ACTUALS OF SIXTH AND SEVENTH FIVE YEAR PLANS

(Rs. in lakhs)

Head of Development	Sixth Plan 1980-85		Seventh Plan 1985-90	
	Approved Outlay	Actuals	Approved Outlay	Actuals
1	2	3	4	5
<b>Agriculture and Allied Services</b>				
I. Agriculture—				
(a) Research and Education (Agriculture University)—	1000.00	1260.61	2400	1680.61
(b) Crop Husbandry (Agriculture Department) ..	5500.00	4340.64	7500	4743.64 +1022.00
(c) Special Programme for Rural Development—				
(i) S.A.F.D.A./M.F.A.L. ..	..	96.40 13.33	..	..
(ii) D.P.A.P. ..	2893.00	361.25	337	300.67
(iii) Intensive Integrated Rural Development ..	..	1526.44	2790	2517.23
(iv) D.D.P. ..	..	566.54	575	..
(v) N.R.E.P. ..	..	1050.35	1374	1675.56
(vi) S.A.M.F. ..	..	154.90	..	..
(vii) D. W. C. R. A. ..	..	..	..	..
(viii) Financial Assistance to Assignees of land .. declared surplus as a result of imposition of ceiling	..	..	..	79.68
(d) (i) Marketing				
(ii) Storage and Warehousing } ..	165.00	203.85	283	144.66
Total (a) to (d) ..	9558.00	9574.31	15259	11142.05 +1022.00
2. Land Reforms—				
(i) Land Records ..	75.00	105.73	135	114.78
(ii) Consolidation of Holdings ..	..	..	..	..
3. Soil and Water Conservation—				
(i) Agriculture Department ..	800.00	676.93	1225	972.74
(ii) Forest Department ..	200.00	323.69	500	374.58
4. Area Development—				
Mewat Development Board ..	500.00	909.17	1510	1045.43
5. Animal Husbandry ..	1100.00	1203.87	2500	2159.64 +467.48
6. Dairy Development ..	223.00	232.68	450	449.06
7. Fisheries ..	195.00	313.39	750	679.88
8. Forests ..	1450.00	2230.90	6700	5902.02 +10.00
9. Investment in Agricultural Financial Institutions ..	1250.00	1077.28	1500	1442.49
10. Community Development and Panchayats—				
(a) C.D. and N.E.S. ..	375.00	468.21	979	1061.70 +1070.64
(b) Panchayats ..	275.00	338.29	905	1239.45
(c) Food for Work N.R.E.P. ..	1000.00	..	..	..
Total—Agriculture and Allied Services ..	17001.00	17454.45	32413	15441.77 +2570.12 3461.14 +174.96
II. Co-operation ..	2680.00	3675.23	3926	..
Total—I and II Agriculture and Allied Services & Cooperation	19681.00	21129.68	36339	30044.96 +2745.08

ACTUALS OF SIXTH AND SEVENTH FIVE YEAR PLANS

(Rs. in lakhs)

Head of Development	Sixth Plan 1980-85		Seventh Plan 1985-90	
	Approved Outlay	Actuals	Approved Outlay	Actuals
1	2	3	4	5
10. Multipurpose River Valley Projects—				
11. (a) Irrigation Portion ..	519.00	704.14	40828	50019.77 +418.03
(b) Power Portion ..	1338.00	2737.00	—	..
Total (a) and (b) ..	1857.00	3441.14	40828	50019.77 +418.03
12. Irrigation (Major and Medium) ..	35706.00	24281.29 ††+500.00	..	..
13. Minor Irrigation — ..				
(i) Agriculture Department ..	400.00	766.03	787	603.77
(ii) Irrigation Department ..	800.00	669.90	200	164.55
(iii) M.I.T.C. ..	1171.00	6730.16	7555	8902.00 +112.00
14. C.A.D.A. ..	6405.00	1974.69	1500	1465.51
15. Flood Control Projects ..	11400.00	7752.40	7569	5319.97
16. Non-Conventional Sources of Energy ..	..	..	..	73.91
17. Power Projects ..	53162.00	45185.00	100000	64361.00
III. Total—Water and Power Development ..	110901.00	90800.61 ††+500.00	158439	130910.48 +530.03
IV. Industries ..				
18. Industries ..	3092.00	3126.10	5655	4817.72
IV. Total—Industries ..	3092.00	3126.10	5655	4817.72
V. Transport and Communications ..				
19. Civil Aviation ..	200.00	138.65	332	72.80
20. Roads and Bridges ..	11000.00	7342.28	10700	7834.33 +277.40
21. Road Transport ..	5200.00	4986.95	8000	6673.70
22. Tourism ..	550.00	897.78	1100	794.00
V. Total—Transport and Communications ..	16950.00	13365.66	20132	15374.83 +277.40
VI. Social and Community Services ..				
23. (i) General Education (including Art and Culture) ..	5726.00	6501.39	14091	13503.69
(ii) Sports ..	286.00	346.79	550	697.46
24. Technical Education ..	325.00	299.94	1500	1870.68
25. H.I.P.A. ..	..	..	200	68.48
26. Medical and Health ..				
(i) Medical Education ..	850.00	821.89	1200	1056.84
(ii) Health (Including Sanitation) ..	3600.00	3543.10	6322	4916.76 +50.00
(iii) Ayurveda ..	300.00	280.09	300	154.31



ACTUALS OF SIXTH AND SEVENTH FIVE YEAR PLANS

(Rs. in lakhs)

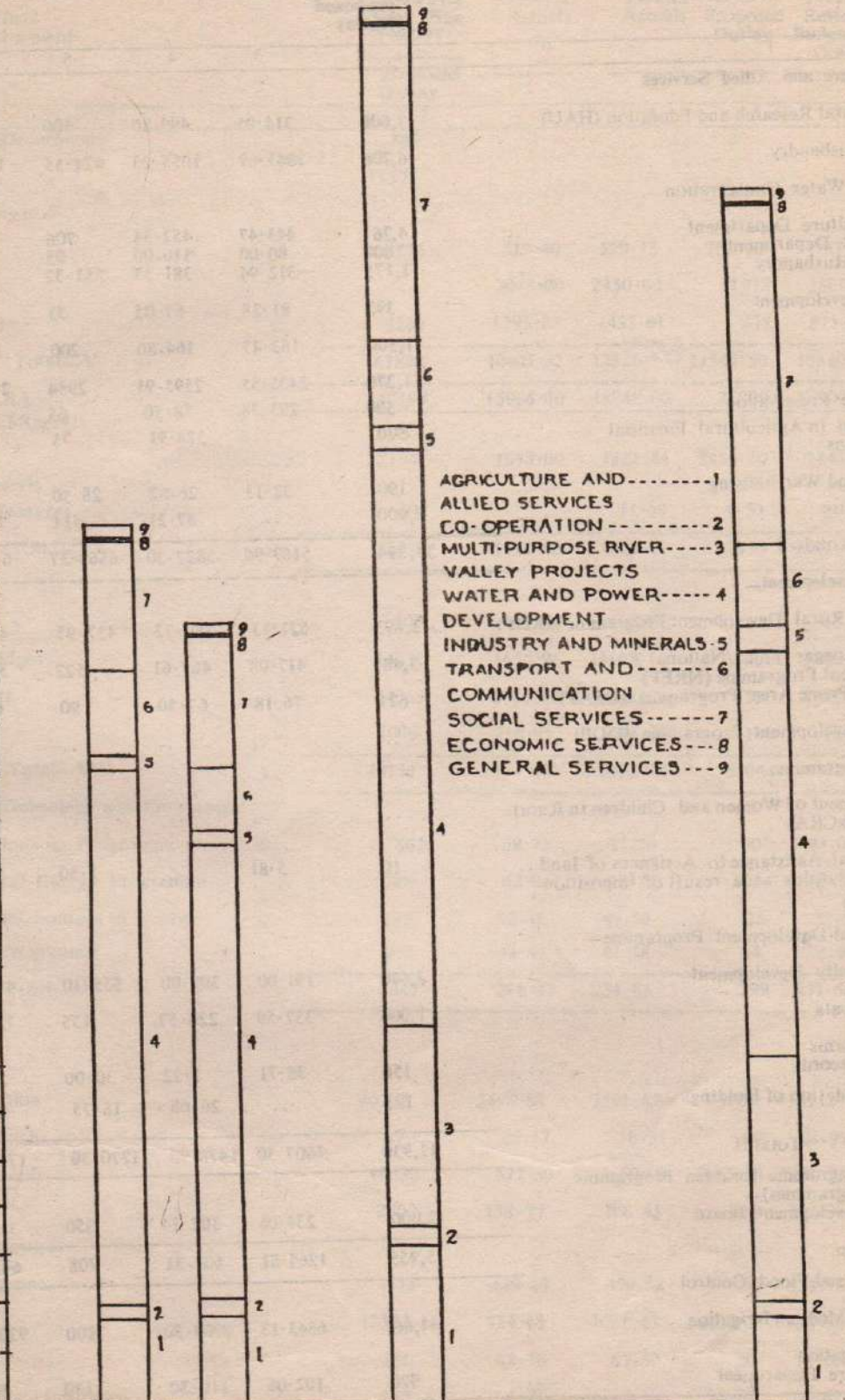
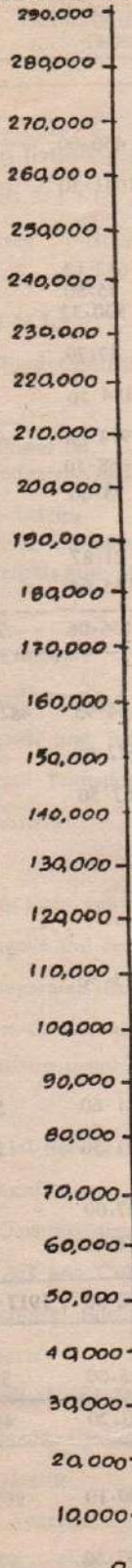
Head of Development	Sixth Plan 1980-85		Seventh Plan 1985-90	
	Approved Outlay	Actuals Outlay	Approved Outlay	Actuals
1	2	3	4	5
(iv) Employees State Insurance ..	50.00	24.93	55	48.81
27. Water Supply and Sewerage ..	10750.00	9591.45	16730	11320.88 +966.00
28. Housing (excluding Police Housing) ..	2600.00	2649.33	3950	4378.01
29. Police Housing ..	550.00		800	617.50
30. Scientific Services and Research } ..	..	20.00	515	493.59
31. Environmental Programme } ..			1569	120.82
32. Urban Development—				
(i) National Capital Region ..			1000	..
(ii) Financial Assistance to Local Bodies } ..	700.00	734.72	500	770.09
(iii) Haryana Urban Development Authority } ..				
(iv) Environmental Improvement of Slums ..			500	800.00
33. Information and Publicity ..	150.00	107.47	480	303.35
34. Labour and Labour Welfare—				
(i) Labour Welfare ..	25.00	28.08	42	10.08
(ii) Employment Exchange ..	26.00	41.84	18	11.79
(iii) Industrial Training ..	224.00	266.99	345	874.64
35. Welfare of Scheduled Castes, Scheduled Tribes and Backward Classes ..	825.00	1070.90	3400	2337.66
36. Social Welfare ..	360.00	564.89	678	19505.67 +73.73
37. Nutrition ..	400.00	442.86	2794	2025.72 +200.00
VI. Total—Social and Community Services ..	27747.00	27336.66	57539	65886.83 +1289.73
VII. Economic Services				
38. Secretariat Economic Services ..	50.00	55.18	116	31.06
39. Economic Advice and Statistics ..	34.00	35.60	55	16.72
VII. Total—Economic Services ..	84.00	90.78	171	47.78
40. Printing and Stationery ..	245.00	106.40	225	193.41
41. General Administration ..	1300.00	1141.60	1800	1768.35
VIII. Total—General Services ..	1545.00	1248.00	2025	1961.76
IX. Decentralised Planning ..			9700	1649.12
Grand Total (I to IX) ..	180000.00	157597.49	290000	250693.48 +4842.24*

\* Figures indicate expenditure on natural Calamities during Seventh Plan Period.

285535.72

# ACTUALS OF 6TH AND 7TH FIVE YEAR PLAN

RS. IN LAKHS



- AGRICULTURE AND-----1
- ALLIED SERVICES
- CO-OPERATION-----2
- MULTI-PURPOSE RIVER-----3
- VALLEY PROJECTS
- WATER AND POWER-----4
- DEVELOPMENT
- INDUSTRY AND MINERALS-5
- TRANSPORT AND-----6
- COMMUNICATION
- SOCIAL SERVICES-----7
- ECONOMIC SERVICES---8
- GENERAL SERVICES---9

6TH PLAN 1980-85 APPROVED OUT-LAY    6TH PLAN 1980-85 ACTUALS  
7TH PLAN 1986-90 APPROVED OUT-LAY    7TH PLAN 1986-90 ACTUALS

**EIGHTH FIVE YEAR PLAN AND ANNUAL PLAN PROVISIONS**

(Rs. in lakhs)

Head/Sub-Head of Development	<b>Eighth Five Year Plan 1992-97 proposed Outlay</b>	1990-91 Actuals	1991-92 Actuals	1992-93 Proposed Outlay	1992-93 Revised Budgeted Outlay	1993-94 Proposed Outlay
1	2	3	4	5	6	7
<b>1. Agriculture and Allied Services</b>						
1 Agricultural Research and Education (HAU) ..	3,600	314.05	499.80	500	450.00	528
2. Crop Husbandry ..	6,706	1043.69	1055.23	924.55	1031.30	1241
3 Soil and Water Conservation ..	..	..	..	..	..	..
(i) Agriculture Department ..	4,761	443.47	452.34	706	652.12	743
(ii) Forest Department ..	800	80.00	110.00	95	85.50	100
4. Animal Husbandry ..	3,175	312.94	381.53	551.32	500.32	590
5. Dairy Development ..	392	81.28	67.05	53	47.70	56
6. Fisheries ..	1,500	163.47	164.80	200	184.50	225
7. Forests ..	11,270	2405.55	2595.91	2954	2913.60	3280
8. Wild Life Preservation ..	500	293.38	58.50	65	58.50	69
9. Investment in Agricultural Financial Institutions ..	500	..	328.91	75	75.00	75
10. Storage and Warehousing ..	190	32.13	26.02	28.50	21.87	23
11. Horticulture ..	2,000	..	87.21	411	135.65	163
<b>Total— I</b> ..	<b>35,394</b>	<b>5169.96</b>	<b>5827.30</b>	<b>6563.37</b>	<b>6156.06</b>	<b>7093</b>
<b>II. Rural Development—</b>						
1 Integrated Rural Development Programme (IRDP)	2,893	521.13	380.32	437.95	464.95	482.30
2 Jawahar Rozgar Yojna/National Rural Employment Programme (NREP)	3,485	417.08	467.61	522	522.00	575
3 Drought Prone Area Programme (DPAP) ..	621	76.18	67.50	90	67.50	100
4. Desert Development Programme (DDP) ..	..	..	..	..	..	..
5. Other Programmes—						
(i) Development of Women and Children in Rural Area (DWCRA)	..	..	..	..	..	..
(ii) Financial Assistance to Assignees of land .. declared surplus as a result of imposition of Ceiling	10	5.81	..	1.50	1.50	2
6 Other Rural Development Programme—						
(i) Community Development ..	3,640	191.00	309.00	535.10	481.60	565
(ii) Panchayats ..	1,000	357.59	226.57	135	121.50	143
7. Land Reforms						
(i) Land Records ..	156	38.71	1.22	30.00	27.00	30
(ii) Consolidation of Holdings ..	125	..	26.68	18.75	16.68	20
<b>Total II</b>	<b>11,930</b>	<b>1607.50</b>	<b>1478.90</b>	<b>1770.30</b>	<b>1702.93</b>	<b>1917.30</b>
<b>III. Special Programme for Area Programme (State Programmes)— Mewat Development Board</b> ..	<b>2,000</b>	<b>234.06</b>	<b>302.34</b>	<b>350</b>	<b>315.00</b>	<b>350</b>
<b>IV. Co-operation</b> ..	<b>5,155</b>	<b>1264.81</b>	<b>601.31</b>	<b>708</b>	<b>643.20</b>	<b>490</b>
<b>V. Irrigation and Flood Control</b>						
1. Major and Medium Irrigation ..	44,667	6843.13	7903.30	7800	9300.10	9638
2. Minor Irrigation						
(i) Agriculture Department ..	990	102.06	110.30	130	97.50	106

**EIGHTH FIVE YEAR PLAN AND ANNUAL PLAN PROVISIONS**

(Rs. in lakhs)

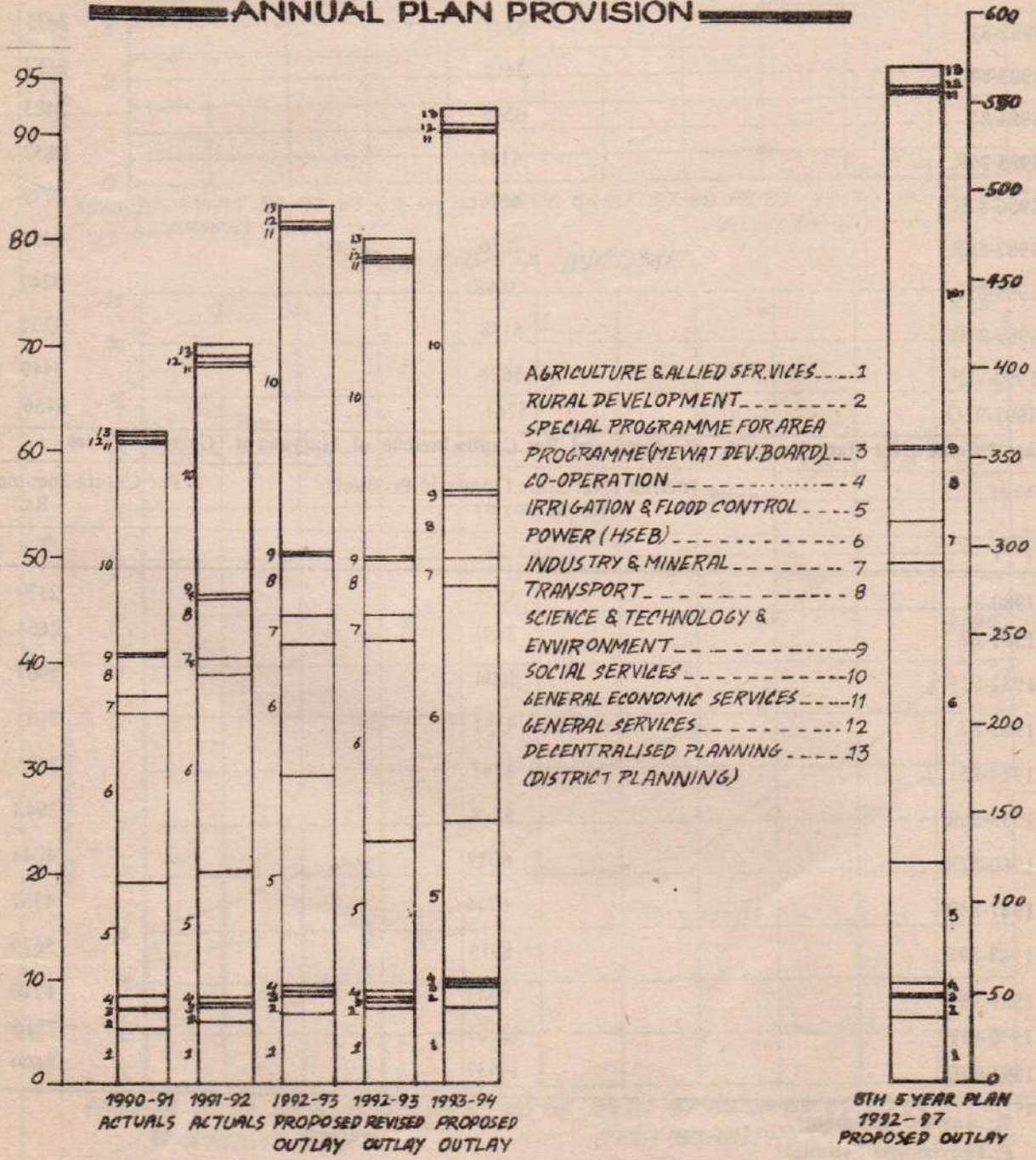
Head/Sub-Head Development	Eight Five Year Plan 1992-97	1990-91 Actuals	1991-92 Actuals	1992-93 Proposed Outlay	1992-93 Revised Budgeted Outlay	1993-94 Proposed Outlay
	Proposed Outlay					
1	2	3	4	5	6	7
(ii) Irrigation Department	880	..	..	..	..	..
(iii) M.I.T.C.	11575	..	..	..	..	..
3 Area Development—						
(i) C.A.D.A.	4575	519.40	529.15	767.50	767.50	1150
(ii) M.I.T.C.	..	2048.00	2350.00	1972	2800.00	3112
4 Flood Control	5200	1293.23	1433.61	875	875.00	888
Total—V	67889	10805.82	12326.36	11544.50	13840.10	14894
VI. Power (H.S.E.B.)	170199	15966.00	18248.00	21000	18900.00	22175
VII. Industries and Minerals						
1 Industries	21947	1698.00	1822.44	2454.30	2443.30	2680
2 Mines and Minerals	..	..	..	10.50	9.45	11
3 Weights and Measures	105	..	11.69	5.20	5.20	9
Total—VII	22052	1698.00	1834.13	2470	2457.95	2700
VIII. Transport						
1 Civil Aviation	100	0.06	8.92	15	13.50	16
2 Roads and Bridges	14670	1656.91	2152.56	1990	2106.20	2112
3 Road Transport	24368	2056.55	2932.00	3550	3195.00	3500
4 Tourism	1000	215.95	245.46	150	160.00	300
Total—VIII	40138	3929.47	5338.94	5705	5474.70	5928
IX. Science and Technology and Environment						
1 Science and Technology Programme	662	58.75	71.30	90	81.00	100
2 Integrated Rural Energy Programme	800	62.84	72.77	100	90.00	111
3 Non-Conventional Sources of Energy	185	42.41	49.20	25	22.50	26
4 Environmental Programme	600	44.47	41.58	84	78.00	102
Total—IX	2247	208.47	234.85	299	271.50	339
X. Social Services						
1 Education—						
(i) General Education	40704	2498.88	3591.17	5000	4589.27	6072
(ii) Art and Culture	670	25.17	36.31	90	73.99	83
2 Technical Education	10630	577.30	1359.09	3665.53	2680.81	3739
3 Sports	2000	156.77	186.43	250	275.00	264
4 Medical and Health—						
(i) Medical Education	4343	419.13	499.22	590	531.10	784
(ii) Health	12562	724.48	1062.43	1690.45	1556.88	1679
(iii) Ayurveda	531	42.76	67.30	80	72.00	86
(iv) Employees State Insurance	175	4.72	7.30	26.25	20.42	42.71

**EIGHTH FIVE YEAR PLAN AND ANNUAL PLAN PROVISIONS**

(Rs. in lakhs)

Head/Sub-Head of Development	Proposed	1990-91	1991-92	1992-93	1992-93	1993-94
	Outlay	Actuals	Actuals	Proposed Outlay	Revised Outlay	Proposed Outlay
1	2	3	4	5	6	7
5 Water Supply and Sanitation ..	30400	3044.44	4136.87	3900	3510.00	4118
6 Housing (including Police Housing) ..	18000	2545.82	1972.40	2400	2972.50	2785
7 Urban Development—						
(i) Financial Assistance to Local Bodies ..	1300	100.00	129.84	140	690.00	148
(ii) Environmental Improvement of Urban Slums..	1000	110.00	115.00	180		238
(iii) General Grant-in-Aid ..	2325	..	..	300		269
(iv) Nehru Rozgar Yojna ..	946	..	..	200	200.00	220
(v) National Capital Region (N.C.R.) ..	—	..	..	1	..	1
8 Information and Publicity ..	900	48.20	97.22	145	130.50	153
9 Labour and Employment						
(i) Labour and Labour Welfare ..	100	0.43	1.75	13.50	8.31	14
(ii) Special Employment (Employment Exchanges) ..	22	0.33	0.66	4	0.58	5.20
10 Welfare of S.C./S.T. & Other Backward Classes ..	5877	659.86	636.81	850	782.30	950
11 Social Security & Welfare ..	57883	8911.41	7399.20	9822.93	8841.44	11028.39
12 Women and Child Development ..	..	..	..	177.07	164.00	205
13 Nutrition Other Social Services ..	5000	46.48	216.24	500	450.00	582
14 Industrial Training ..	1512	112.11	147.35	370	313.96	443
15 H.I.P.A. ..	300	..	51.00	120	108.00	98
<b>Total—X</b> ..	<b>197180</b>	<b>20028.29</b>	<b>21713.59</b>	<b>30515.73</b>	<b>27971.06</b>	<b>34007.30</b>
<b>XI General Economic Services</b>						
1 Secretariat Economics Services ..	54	0.45	2.58	6.70	4.95	7.40
2 Census, Survey and Statistics ..	47	..	1.34	7.05	1.70	7
<b>Total—XI</b> ..	<b>101</b>	<b>0.45</b>	<b>3.92</b>	<b>13.75</b>	<b>6.65</b>	<b>14.40</b>
<b>XII. General Services—</b>						
1 Printing and Stationery ..	300	16.94	38.20	25	22.50	27
2 Public Works (General Administration) ..	3000	293.40	720.97	535.35	481.75	565
<b>Total—XII</b> ..	<b>3300</b>	<b>310.34</b>	<b>759.17</b>	<b>560.35</b>	<b>504.25</b>	<b>592</b>
<b>XIII Decentralised Planning (District Planning)</b> ..	<b>12415</b>	<b>483.54</b>	<b>1468.50</b>	<b>1500</b>	<b>1350.00</b>	<b>1500</b>
<b>Grand Total (1 to XIII)</b>	<b>570000.00</b>	<b>61706.71</b>	<b>70137.31</b>	<b>83000.00</b>	<b>79593.40</b>	<b>92000.00</b>

## EIGHTH FIVE YEAR PLAN AND ANNUAL PLAN PROVISION



**State Income (Net State Domestic Product) and Per Capita Income of Haryana at Constant 1980-81 Prices**

Year	State Income (Net State Domestic Product) (Rs. in crores)	Per Capita Income (Rs.)
1	2	3
1980-81	3032	2370
1981-82	3145	2396
1982-83	3341	2475
1983-84	3412	2457
1984-85	3545	2483
1985-86R	4181	2852
1986-87R	4176	2779
1987-88R	4076	2652
1988-89R	5098	3247
1989-90R	5178	3234
1990-91P	5628	3449
1991-92Q	5741	3456

**State Income (Net State Domestic Product) and Per Capita Income of Haryana at Current Prices**

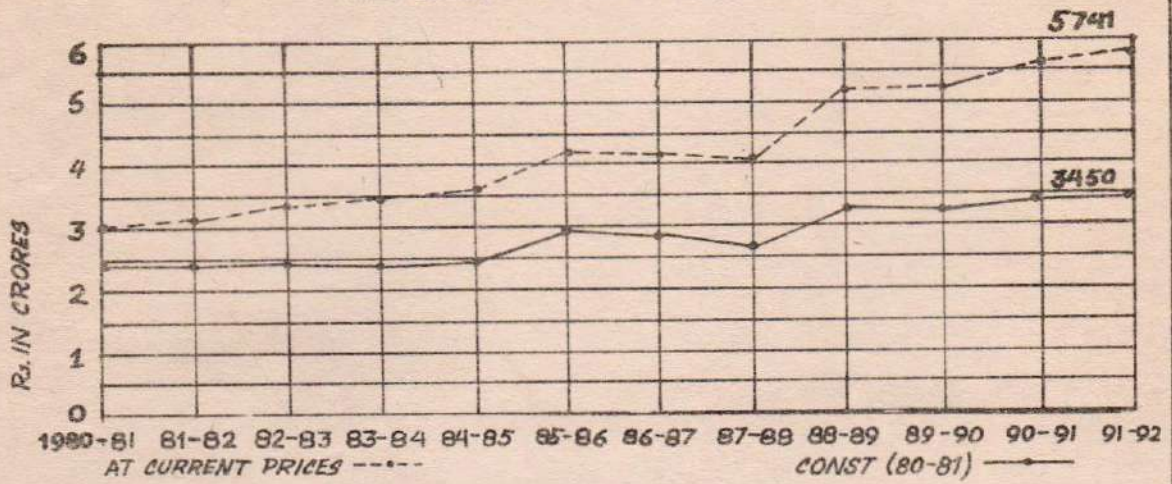
Year	State Income (Net State Domestic Product) (Rs. in crores)	Per Capita Income Rs.
1	2	3
1980-81	3032	2370
1981-82	3498	2664
1982-83	4004	2967
1983-84	4351	3133
1984-85	4747	3325
1985-86R	5788	3948
1986-87R	6077	4044
1987-88R	6744	4387
1988-89R	8915	5679
1989-90R	9943	6210
1990-91P	12263	7516
1991-92Q	14437	8690

R: Revised Estimates

P: Provisional Estimates

Q: Quick Estimates

### HARYANA STATE INCOME



### PER CAPITA INCOME

