



# **HARYANA BUDGET AT A GLANCE**

**हरियाणा बजट एक दृष्टि में**

**1996-97**

**FINANCE DEPARTMENT**

**वित्त विभाग**

**GOVERNMENT OF HARYANA**

**हरियाणा सरकार**





# **HARYANA BUDGET AT A GLANCE**

**हरियाणा बजट एक दृष्टि में**

**1996-97**

**FINANCE DEPARTMENT**

**वित्त विभाग**

**GOVERNMENT OF HARYANA**

**हरियाणा सरकार**



## CONTENTS

	Pages
1. (a) Consolidated Fund of the State (1996-97)	1
(b) Haryana Budget, 1996-97	2
<b>REVENUE ACCOUNT</b>	
2. Receipts and Expenditure, 1996-97 (Overall)	4
3. Receipts and Expenditure, 1996-97	6
4. Revenue from Taxes and Duties, 1996-97	8
5. Tax Collection Charges to Tax Receipts	10
6. Revenue Expenditure on Social and Economic Services	12
7. Debt Services, 1996-97	14
<b>CAPITAL ACCOUNT</b>	
8. Capital Expenditure, 1990-91 to 1996-97	16
9. Public Debt and Loans and Advances by the State Government from 1990-91 to 1996-97	18
<b>PLAN EXPENDITURE</b>	
10. Actuals of 7th Five-Year Plan	20-22
11. 8th Five-Year Plan and Annual Plan for the year 1996-97	24-27
12. (a) State Income and per Capita Income (at Constant 1980-81 Prices)	29
(b) State Income and per Capita Income (at Current Prices)	31

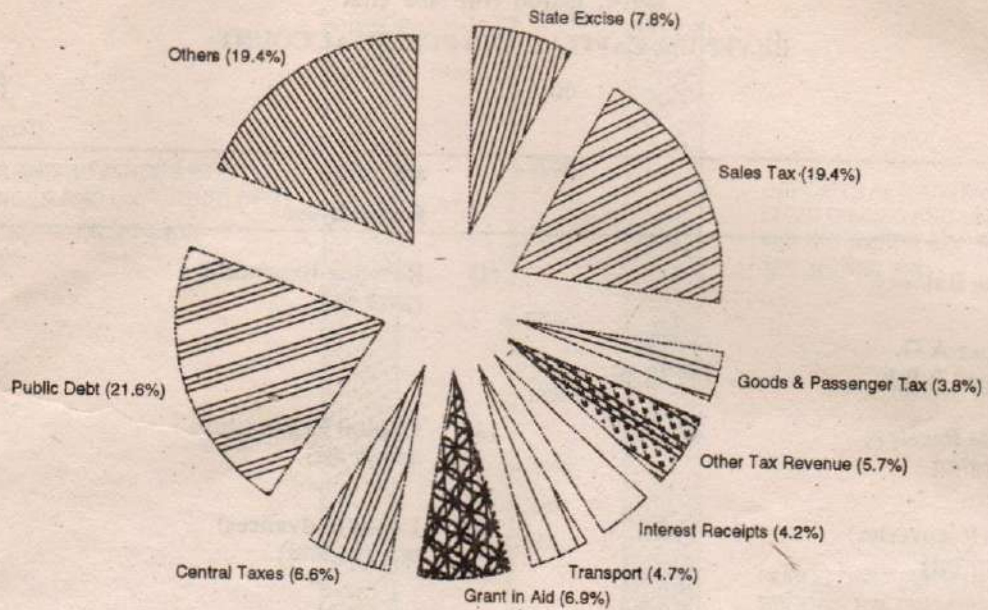
## विषय सूची

1. (क) राज्य भुगतानों की समेकित निधि (1996-97)	८४
(ख) हरियाणा बजट, 1996-97	1
<b>राजस्व लेखा</b>	
2. प्राप्तियां तथा खर्च, 1996-97 (समूचा)	2
3. प्राप्तियां तथा खर्च, 1996-97	4
4. करों तथा शुल्कों से राजस्व, 1996-97	6
5. कर एकत्र करने के प्रभार का कर प्राप्तियों से अनुपात	8
6. सामाजिक एवं आर्थिक सेवाओं पर खर्च	10
7. ऋण सेवाएं, 1996-97	12
<b>पूंजीगत लेखा</b>	
8. पूंजीगत खर्च, 1990-91 से 1996-97	14
9. 1990-91 से 1996-97 तक राज्य सरकार द्वारा सार्वजनिक ऋण, कर्जें तथा पेशगियां	16
योजनागत खर्च	18
10. 7वीं पंच-वर्षीय योजनाओं के वास्तविक आंकड़े	20-22
11. 8वीं पंच-वर्षीय योजना तथा वर्ष 1996-97 के लिए वार्षिक योजना	24-27
12. (क) राज्य आय तथा प्रति व्यक्ति आय (1980-81)	29
(ख) राज्य आय तथा प्रति व्यक्ति आय (वर्तमान मूल्यों पर)	31



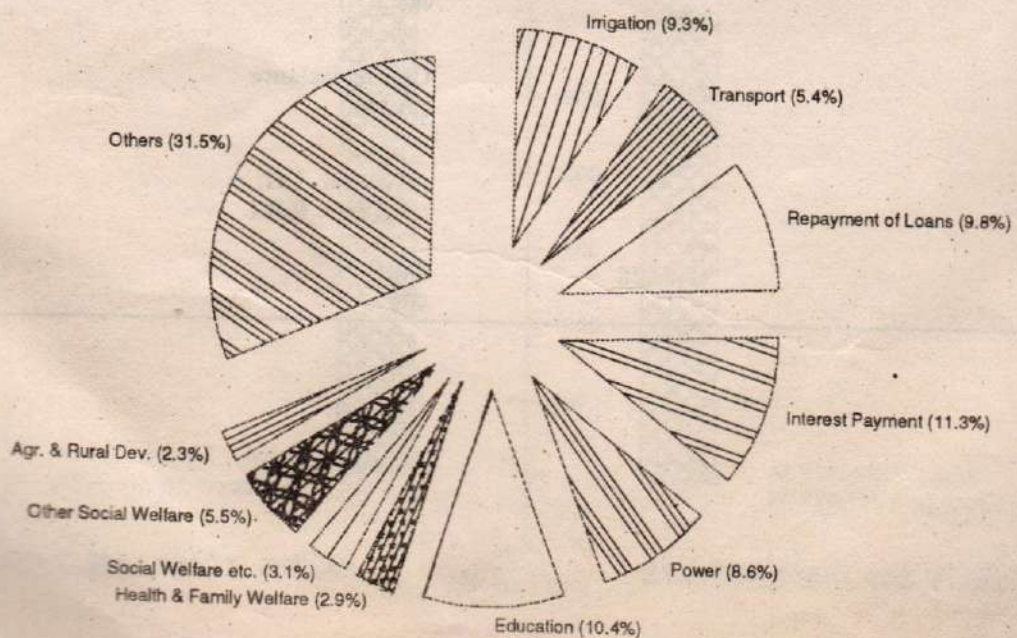
# CONSOLIDATED FUND OF THE STATE 1996-97 (BE)

## RUPEE COMES



# CONSOLIDATED FUND OF THE STATE 1996-97 (BE)

## RUPEE GOES





हरियाणा बजट 1996-97  
 THE HARYANA BUDGET, 1996-97  
 समूचा बजट, 1996-97  
 OVERALL BUDGET, 1996-97  
 राजस्व, पूंजीगत तथा लोक लेखा  
 REVENUE, CAPITAL AND PUBLIC ACCOUNT

(रुपये लाखों में)  
 (Rupees in lakhs)

आय Income		खर्च Expenditure	
(1) Opening Balance अथशेष		(1) Revenue Expenditure राजस्व खर्च	49,76,40
(a) As per A.G.	(+) 22,82		
(b) As per R.B.I.	(+) 20,80		
(2) Revenue Receipts राजस्व प्राप्तियां	48,23,23	(2) Capital Expenditure पूंजीगत खर्च	4,66,54
(3) Loans (Recoveries) कर्ज (वसूलियां)	24,35	(3) Loans (Advances) कर्ज (पेशगियां)	3,98,89
(4) Public Debt (Receipts) सार्वजनिक ऋण (प्राप्तियां)	13,34,68	(4) Public Debt (Repayment) सार्वजनिक ऋण (अदायगी)	6,33,59
(5) Deposits and Advances etc. Remittances and Unfunded Debt. जमा तथा पेशगियां इत्यादि प्रेषण तथा अनिधिक ऋण	36,86,52	(5) Deposits and Advances, etc., Remittances and Unfunded Debt. जमा तथा पेशगियां इत्यादि प्रेषण तथा अनिधिक ऋण	34,47,83
		(6) Inter-State Settlement अन्तरराज्य निपटान	—
		Total जोड़	99,23,25
		Closing Balance इति शेष	
		(a) As per A.G.	(-) 31,65
		(b) As per R.B.I.	(-) 33,67
Total जोड़	98,68,78	Total जोड़	98,68,78



# समूचा बजट OVERALL BUDGET 1996-97

DEPOSITS AND ADVANCES ETC.  
REMITTANCES AND UNFUNDED DEBT  
जमा तथा पेशगियां और प्रेषण तथा  
अनिधिक ऋण

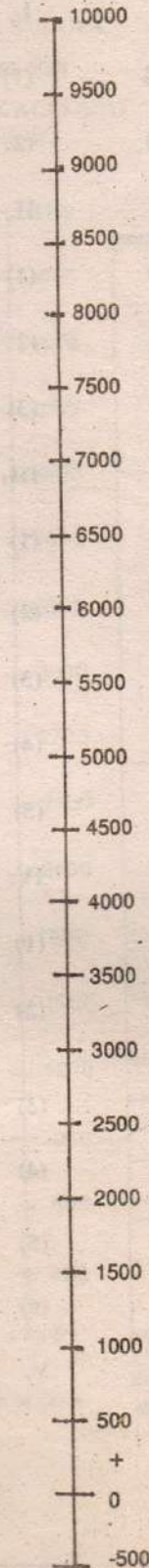
PUBLIC DEBT (Receipts)  
सार्वजनिक ऋण (प्राप्तियां)

LOANS (RECOVERIES)  
कर्जे (वसूलियां)

REVENUE RECEIPTS  
राजस्व प्राप्तियां

AS PER A.G. (+) 2282  
AP PER R.B.I. (+) 2080

**OPENING BALANCE अथशेष**



DEPOSITS AND ADVANCES, ETC.  
REMITTANCES AND UNFUNDED DEBT  
जमा तथा पेशगियां और प्रेषण  
तथा अनधिक ऋण

PUBLIC DEBT (REPAYMENT)  
सार्वजनिक ऋण (अदायगी)

LOANS (ADVANCES) कर्जे (पेशगियां)

CAPITAL EXPENDITURE पूंजीगत खर्च

REVENUE EXPENDITURE  
राजस्व खर्च

AS PER A.G. (-) 3165  
AP PER R.B.I. (-) 3367

**CLOSING BALANCE इति शेष**

Rs. in Crore



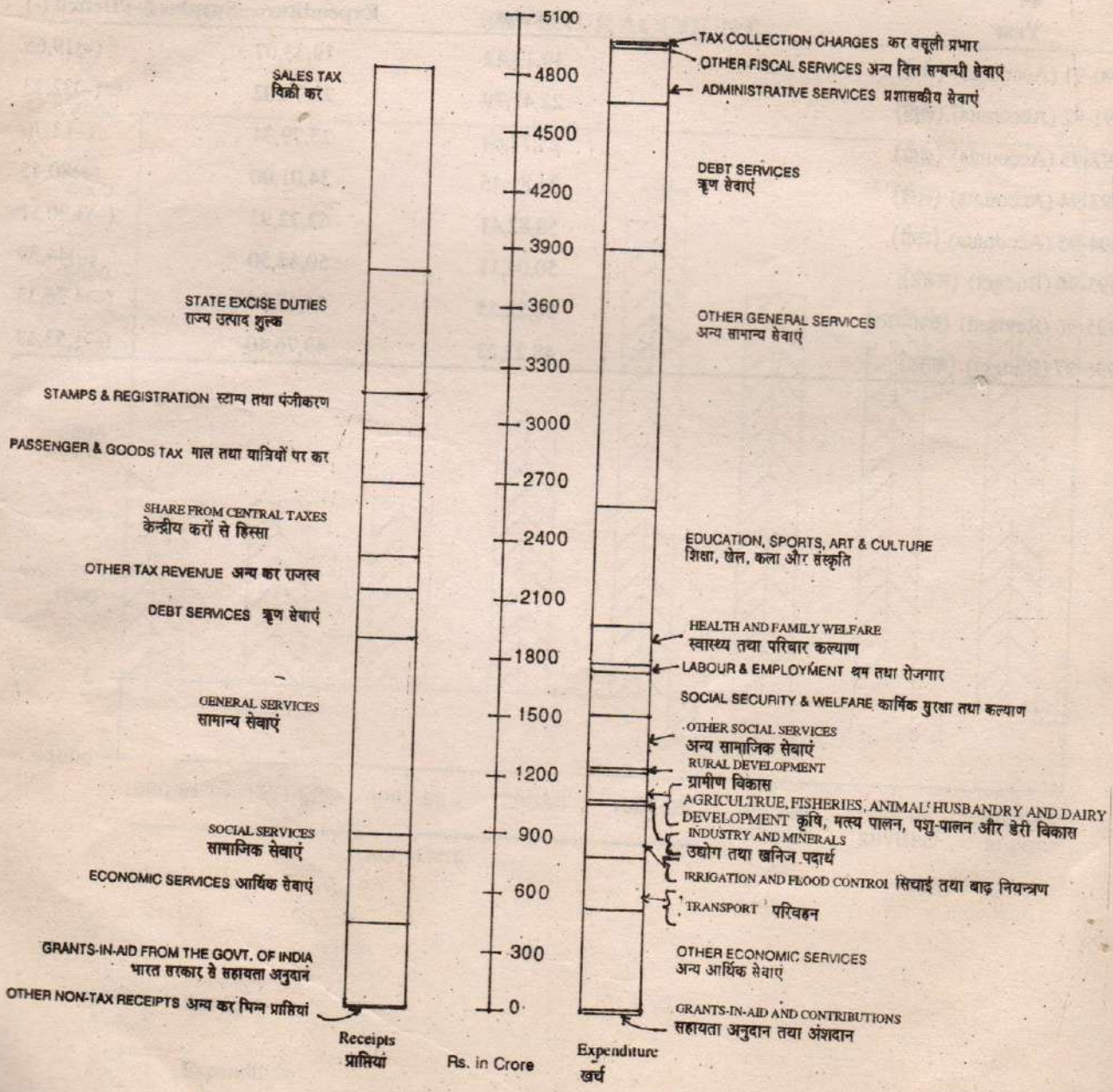
**राजस्व लेखा**  
**REVENUE ACCOUNT (1996-97)**

(रुपये लाखों में) (Rupees in lakhs)

प्राप्तियां Receipts		खर्च Expenditure	
<b>I. Tax Revenue—</b> कर राजस्व		<b>I. Fiscal Services —</b> वित्त सम्बन्धी सेवाएं —	
(1) Sales Tax विक्री कर	12,00,00	(1) Tax Collection Charges कर वसूली प्रभार	33,61
(2) State Excise Duties राज्य उत्पाद शुल्क	4,80,00	(2) Other Fiscal Services अन्य वित्त सम्बन्धी सेवाएं —	1,29
(3) Stamps and Registration स्टाम्प तथा पंजीकरण	2,25,00	<b>II. General Services —</b> सामान्य सेवाएं —	
(4) Passenger and Goods Tax माल तथा यात्रियों पर कर	2,37,00	(1) Administrative Services प्रशासकीय सेवाएं	2,86,26
(5) Share from Central Taxes केन्द्रीय करों से हिस्सा	4,08,18	(2) Debt Services ऋण सेवाएं	7,30,87
(6) Other Tax Revenue अन्य कर राजस्व	1,25,65	(3) Other General Services अन्य सामान्य सेवाएं	13,32,42
<b>Total जोड़</b>	<b><u>26,75,83</u></b>	<b>III. Social Services —</b> सामाजिक सेवाएं	
		(1) Education, Sports, Art and Culture शिक्षा, खेल, कला और संस्कृति	6,31,30
		(2) Health and Family Welfare स्वास्थ्य तथा परिवार कल्याण	1,78,70
		(3) Labour and Employment श्रम तथा रोजगार	38,51
		(4) Social Security and Welfare कार्मिक सुरक्षा तथा कल्याण	1,74,36
		(5) Other Social Services अन्य सामाजिक सेवाएं	2,38,61
<b>II. Non-Tax Revenue—</b> कर-भिन्न राजस्व--		<b>IV. Economic Services —</b> आर्थिक सेवाएं	
(1) Debt Services ऋण सेवाएं	2,59,62	(1) Rural Development ग्रामीण विकास	57,79
(2) General Services सामान्य सेवाएं	10,21,06	(2) Agriculture, Fisheries, Animal Husbandry and Dairy Development कृषि, मत्स्य पालन, पशु-पालन और डेरी विकास	1,17,38
(3) Social Services सामाजिक सेवाएं	56,78	(3) Industry and Minerals उद्योग तथा खनिज पदार्थ	26,83
(4) Economic Services आर्थिक सेवाएं	3,79,88	(4) Irrigation and Flood Control सिंचाई तथा बाढ़ नियन्त्रण	2,90,24
(5) Grants-in-aid from the Government of India भारत सरकार से सहायता अनुदान	4,27,05	(5) Transport परिवहन	3,26,20
(6) Other Non-Tax Receipts अन्य कर-भिन्न प्राप्तियां	3,01	(6) Other Economic Services अन्य आर्थिक सेवाएं	4,98,85
<b>Total जोड़</b>	<b><u>21,47,40</u></b>	<b>V. Grants-in-aid and Contributions</b> सहायता अनुदान तथा अंशदान	<b>13,18</b>
<b>Grand Total कुल जोड़</b>	<b><u>48,23,23</u></b>	<b>Total जोड़</b>	<b><u>49,76,40</u></b>



हरियाणा बजट  
HARYANA BUDGET  
राजस्व लेखा  
REVENUE ACCOUNT  
1996-97



khs)  
3,61  
1,29  
6,26  
0,87  
2,42  
1,30  
3,70  
1,51  
3,36  
1,61  
7,79  
3,38  
8,83  
2,24  
2,20  
8,85  
1,18  
4,40



राजस्व लेखा  
REVENUE ACCOUNT  
प्राप्तियां तथा खर्च  
RECEIPTS AND EXPENDITURE

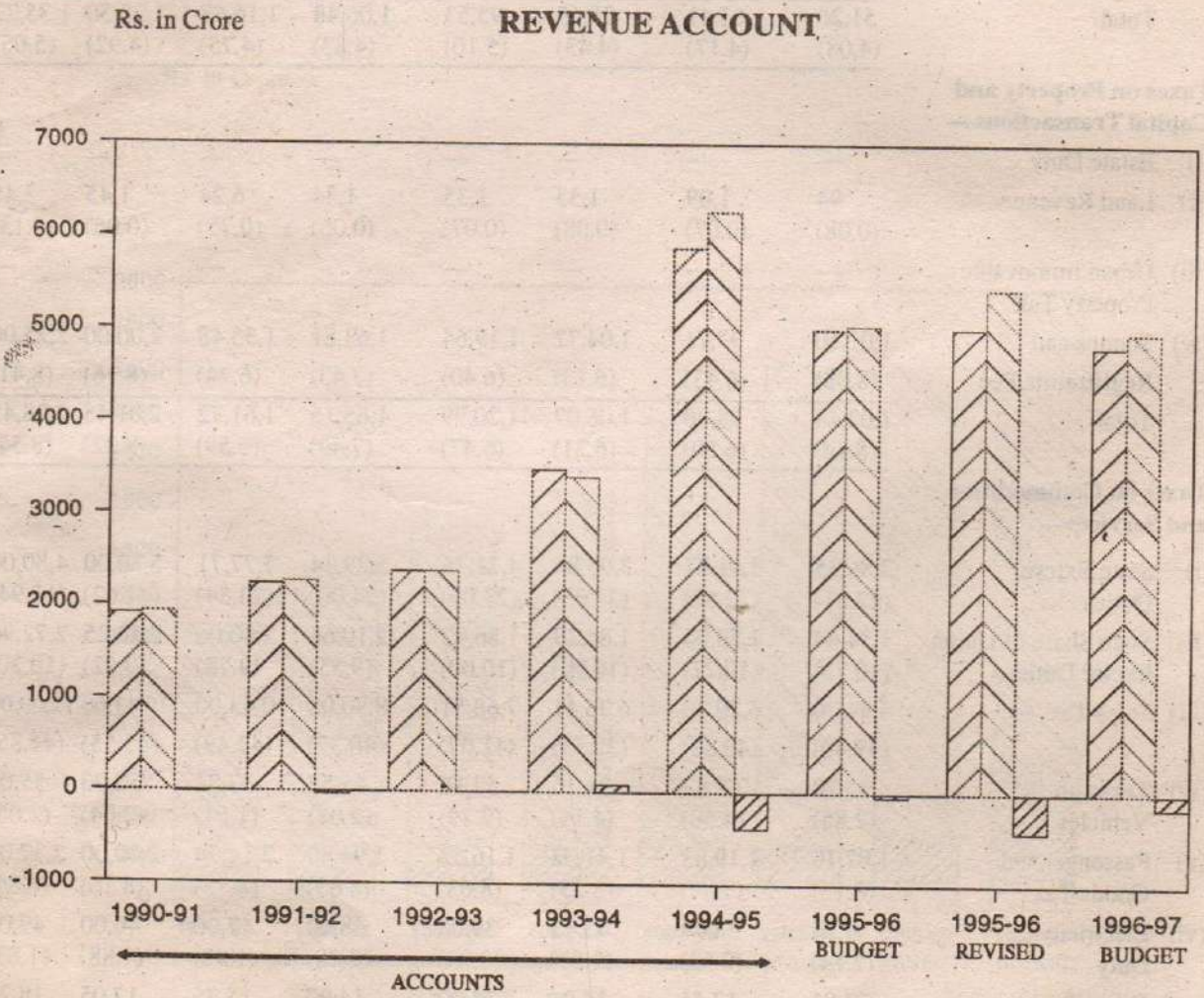
(रुपये लाखों में)  
(Rupees in Lakhs)

वर्ष Year	प्राप्तियां Receipts	खर्च Expenditure	बचत(+)/घाटा(-) Surplus (+)/Deficit (-)
1990-91 (Accounts) (लेखे)	19,13,42	19,33,07	(-)19,65.
1991-92 (Accounts) (लेखे)	22,41,79	22,74,02	(-)32,23
1992-93 (Accounts) (लेखे)	23,77,64	23,79,34	(-) 1,70
1993-94 (Accounts) (लेखे)	34,81,45	34,01,00	(+)80,45
1994-95 (Accounts) (लेखे)	58,82,41	62,72,92	(-)3,90,51
1995-96 (Budget) (बजट)	50,04,11	50,48,50	(-)44,39
1995-96 (Revised) (संशोधित)	50,22,55	54,48,88	(-)4,26,33
1996-97 (Budget) (बजट)	48,23,23	49,76,40	(-)1,53,17



# प्राप्तियाँ और खर्च

## RECEIPTS AND EXPENDITURE





**REVENUE ACCOUNT**  
**REVENUE FROM TAXES AND DUTIES**

(Rupees in Lakhs)

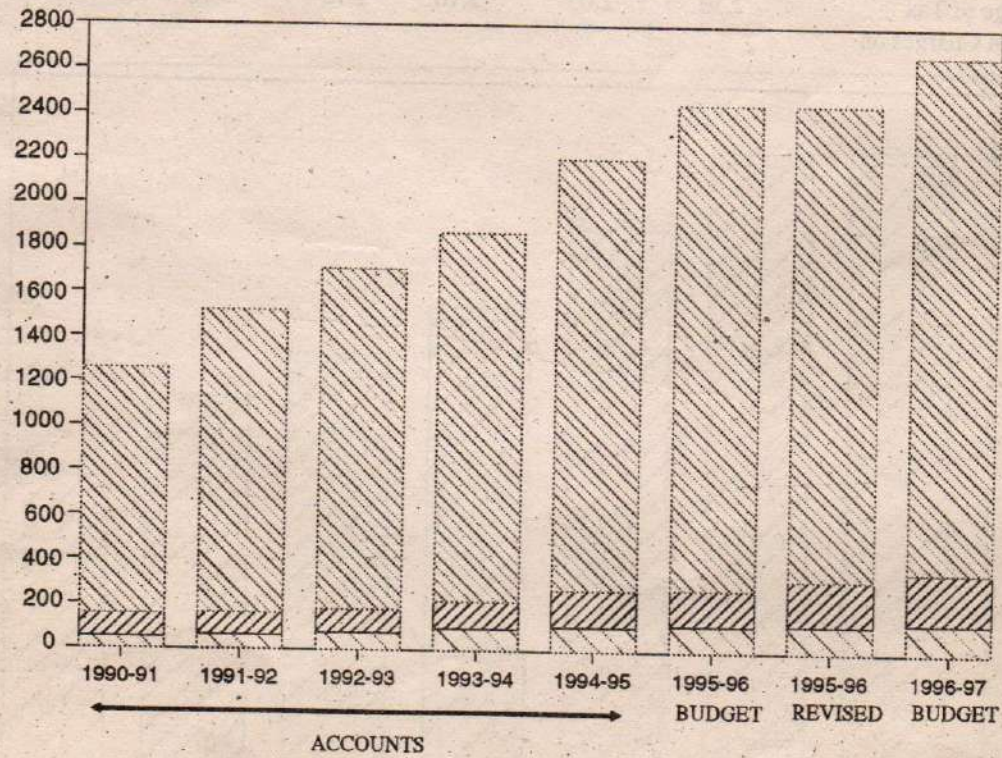
Particulars	1990-91 (Accounts)	1991-92 (Accounts)	1992-93 (Accounts)	1993-94 (Accounts)	1994-95 (Accounts)	1995-96 (Budget)	1995-96 (Revised)	1996-97 (Budget)
1	2	3	4	5	6	7	8	9
<b>A. Taxes on Income—</b>								
(i) State Share of Income Tax	51,26 (4.08)	63,41 (4.17)	75,65 (4.43)	95,53 (5.10)	1,06,48 (4.83)	1,16,68 (4.75)	1,20,50 (4.92)	1,35,22 (5.05)
(ii) Profession Tax	—	—	—	—	—	—	—	—
Total	51,26 (4.08)	63,41 (4.17)	75,65 (4.43)	95,53 (5.10)	1,06,48 (4.83)	1,16,68 (4.75)	1,20,50 (4.92)	1,35,22 (5.05)
<b>B. Taxes on Property and Capital Transactions—</b>								
(i) Estate Duty	—	—	—	—	—	—	—	—
(ii) Land Revenue	94 (0.08)	1,09 (0.07)	1,35 (0.08)	1,35 (0.07)	1,34 (0.06)	6,24 (0.25)	1,45 (0.06)	3,45 (0.13)
(iii) Urban Immovable Property Tax	—	—	—	—	—	—	—	—
(iv) Stamps and Registration Fee	1,01,50 (8.08)	97,71 (6.43)	1,04,72 (6.13)	1,19,64 (6.40)	1,63,81 (7.43)	1,55,48 (6.34)	2,00,00 (8.16)	2,25,00 (8.41)
Total	1,02,44 (8.16)	98,80 (6.50)	1,06,07 (6.21)	1,20,99 (6.47)	1,65,15 (7.49)	1,61,72 (6.59)	2,01,45 (8.22)	2,28,45 (8.54)
<b>C. Taxes on Commodities and Services—</b>								
(i) State Excise Duties	2,86,35 (22.81)	3,41,87 (22.50)	3,93,84 (23.05)	4,31,76 (23.07)	5,29,34 (24.00)	5,77,71 (23.54)	5,30,00 (21.62)	4,80,00 (17.94)
(ii) State Share of Union Excise Duties	1,34,64 (10.73)	1,56,04 (10.27)	1,86,29 (10.90)	1,86,92 (10.00)	2,10,66 (9.55)	2,40,06 (9.78)	2,43,25 (9.92)	2,72,96 (10.20)
(iii) Sales Tax	4,94,70 (39.40)	6,20,30 (40.82)	6,76,41 (39.58)	7,68,51 (41.07)	8,90,08 (40.37)	10,43,00 (42.49)	10,43,00 (42.55)	12,00,00 (44.85)
(iv) Taxes on Vehicles	35,78 (2.85)	68,47 (4.50)	71,16 (4.16)	52,16 (2.79)	45,58 (2.07)	37,84 (1.54)	50,00 (2.04)	55,00 (2.05)
(v) Passenger and Goods Tax	1,02,10 (8.13)	1,19,83 (7.89)	1,41,02 (8.25)	1,16,52 (8.63)	1,94,80 (8.83)	2,14,74 (8.75)	2,00,00 (8.16)	2,37,00 (8.86)
(vi) Electricity Duty	34,36 (2.74)	38,49 (2.53)	43,43 (2.54)	39,06 (2.09)	48,00 (2.18)	47,00 (1.92)	46,00 (1.88)	49,00 (1.83)
(vii) Other Taxes and Duties	13,81 (1.10)	12,44 (0.82)	14,96 (0.88)	14,90 (0.79)	14,90 (0.68)	15,75 (0.64)	17,05 (0.69)	18,20 (0.68)
Total	11,01,74 (87.76)	13,57,44 (89.33)	15,27,11 (89.36)	16,54,83 (88.43)	19,33,36 (87.68)	21,76,10 (88.66)	21,29,30 (86.86)	23,12,16 (86.41)
<b>Grand Total</b>	<b>12,55,44</b>	<b>15,19,65</b>	<b>17,08,83</b>	<b>18,71,35</b>	<b>22,04,99</b>	<b>24,54,50</b>	<b>24,51,25</b>	<b>26,75,83</b>






# कर राजस्व

## TAX REVENUE

Rs. in Crore



-  Taxes on Income
-  Taxes on Property & Capital Transactions
-  Taxes on Comm. & Services



## TAX COLLECTION CHARGES TO TAX RECEIPTS

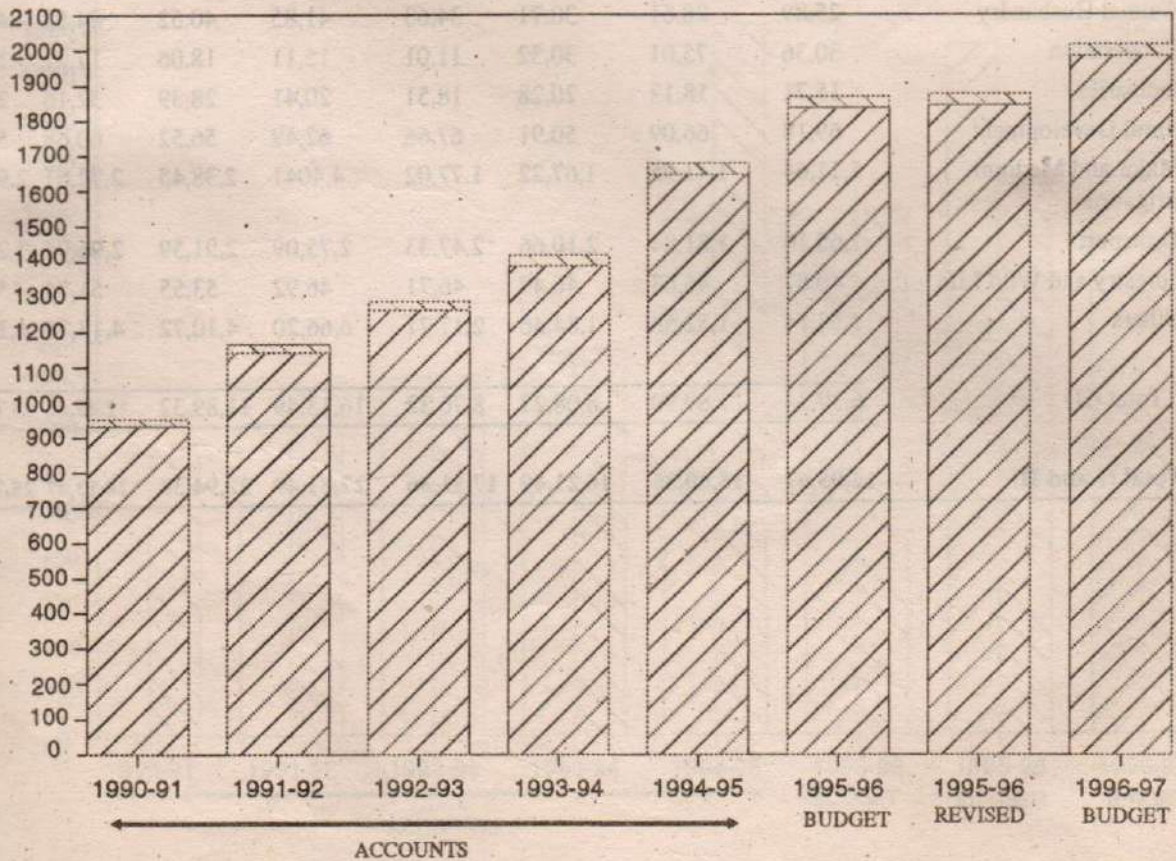
(Rupees in Lakhs)

Item	1990-91 (Accounts)	1991-92 (Accounts)	1992-93 (Accounts)	1993-94 (Accounts)	1994-95 (Accounts)	1995-96 (Budget)	1995-96 (Revised)	1996-97 (Budget)
1	2	3	4	5	6	7	8	9
<b>I. Tax Receipts—</b>								
Land Revenue	94	1,09	1,35	1,35	1,34	6,24	1,45	3,45
State Excise	2,86,35	3,41,87	3,93,84	4,31,76	5,29,34	5,77,71	5,30,00	4,80,00
Taxes on Vehicles	35,78	68,47	71,16	52,16	45,58	37,84	50,00	55,00
Sales Tax	4,94,70	6,20,30	6,76,41	7,68,51	8,90,08	10,43,00	10,43,00	12,00,00
Stamps and Registration	1,01,50	97,71	1,04,72	1,19,64	1,63,81	1,55,48	2,00,00	2,25,00
Other Taxes and Duties	13,81	12,44	14,96	14,90	14,90	15,75	17,05	18,20
Total Tax Receipts	9,33,08	11,41,88	12,62,44	13,88,32	16,45,05	18,36,02	18,41,50	19,81,65
Total Tax Collection Charges	21,46	23,44	26,48	29,78	32,85	32,07	34,34	33,61
Percentage of Tax Collection Charges on Tax Receipts	2.30	2.05	2.10	2.15	2.00	1.75	1.86	1.70



## TAX COLLECTION CHARGES TO TAX RECEIPTS

Rs. in Crore



Tax Receipts



Tax Collection Charges



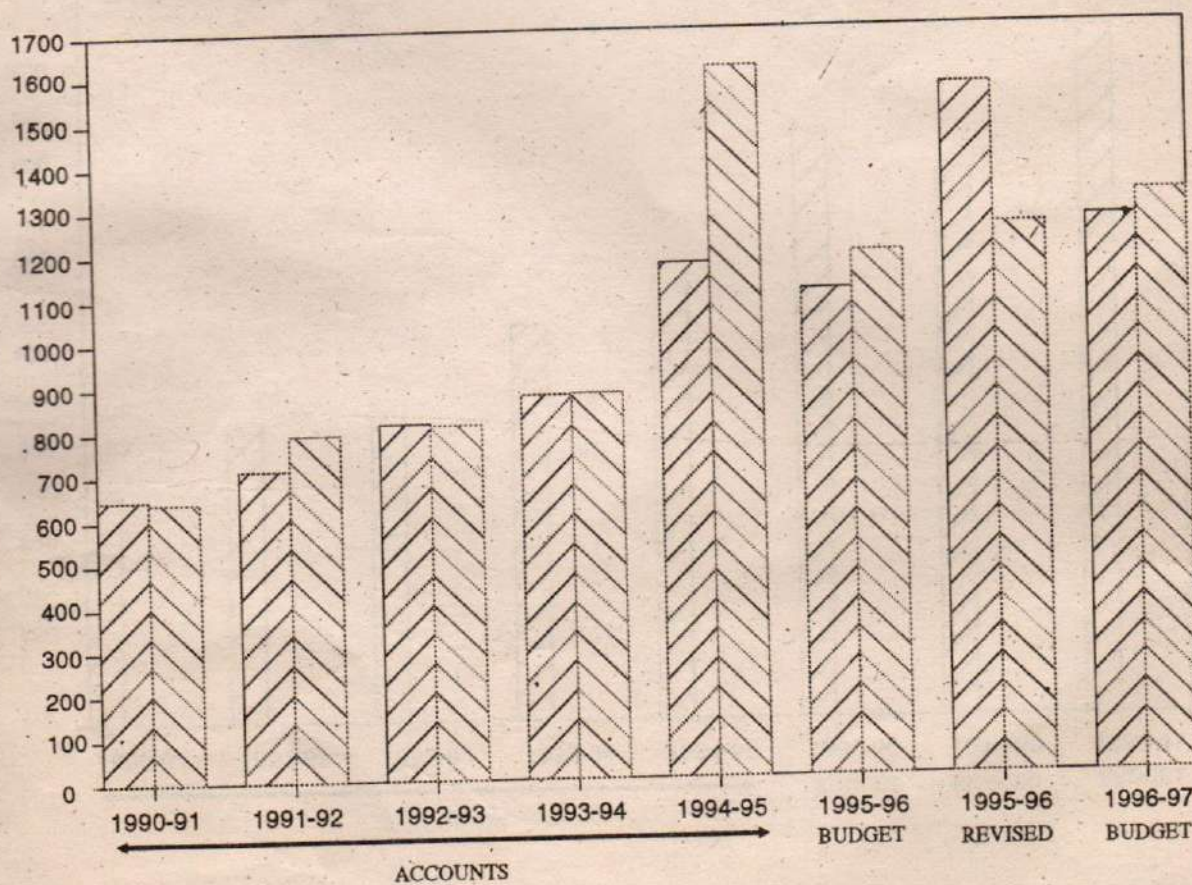
## REVENUE EXPENDITURE ON SOCIAL AND ECONOMIC SERVICES

Particulars	(Rupees in Lakhs)							
	1990-91 (Accounts)	1991-92 (Accounts)	1992-93 (Accounts)	1993-94 (Accounts)	1994-95 (Accounts)	1995-96 (Budget)	1995-96 (Revised)	1996-97 (Budget)
1	2	3	4	5	6	7	8	9
<b>I. Social Services—</b>								
(i) Education, Sports, Art and Culture	3,17,56	3,53,68	4,17,60	4,47,89	5,20,75	5,18,40	6,21,35	6,31,30
(ii) Health and Family Welfare	81,93	95,25	1,08,32	1,22,52	1,42,77	1,57,27	1,66,03	1,78,70
(iii) Labour and Employment	17,03	19,19	22,11	23,34	26,27	35,58	34,20	38,51
(iv) Others	2,29,91	2,42,28	1,65,19	2,81,29	4,78,21	3,93,81	7,44,29	4,12,97
Total (I)	6,46,43	7,10,40	8,13,22	8,75,04	11,68,00	11,05,06	15,65,87	12,61,48
<b>II. Economic Services—</b>								
(i) Crop Husbandry and Fisheries	28,35	39,06	67,24	55,74	45,01	51,52	57,98	65,42
(ii) Animal Husbandry	25,89	28,61	30,71	34,63	41,85	40,52	44,53	49,53
(iii) Cooperation	30,36	75,01	30,32	11,01	15,11	18,06	17,21	19,99
(iv) Industries	15,71	18,13	20,28	18,51	20,41	28,39	32,16	26,83
(v) Rural Development	69,18	66,09	50,91	67,66	62,49	56,52	60,68	57,79
(vi) Major and Medium Irrigation	1,11,64	1,41,95	1,67,22	1,77,02	4,40,41	2,38,45	2,72,61	2,90,24
(vii) Transport	1,65,10	1,81,84	2,10,66	2,47,33	2,75,09	2,91,59	2,96,94	3,26,20
(viii) Forestry and Wild Life	40,87	46,63	46,47	46,71	46,92	53,55	51,74	52,57
(ix) Others	1,52,14	1,52,58	1,84,46	2,17,71	6,66,20	4,10,72	4,13,75	4,28,72
Total (II)	6,39,24	7,89,90	8,08,27	8,76,32	16,13,49	11,89,32	12,47,60	13,17,29
<b>Total (I and II)</b>	<b>12,85,67</b>	<b>15,00,30</b>	<b>16,21,49</b>	<b>17,51,36</b>	<b>27,81,49</b>	<b>22,94,38</b>	<b>28,13,47</b>	<b>25,78,77</b>



# REVENUE EXPENDITURE ON SOCIAL & ECONOMIC SERVICES

Rs. in Crore



- Social Services
- Economic Services



## REVENUE ACCOUNT

### DEBT SERVICES

(Rupees in Lakhs)

Particulars	1990-91 (Accounts)	1991-92 (Accounts)	1992-93 (Accounts)	1993-94 (Accounts)	1994-95 (Accounts)	1995-96 (Budget)	1995-96 (Revised)	1996-97 (Budget)
1	2	3	4	5	6	7	8	9
<b>I. Interest on—</b>								
(a) Loans obtained from the Government of India and other sources	1,74,79	2,50,00	2,68,94	3,43,59	4,05,50	5,39,22	4,96,05	6,40,86
(b) Investment in—								
(i) Major and Medium Irrigation	1,71	1,71	1,71	1,71	1,71	1,71	1,71	1,71
(ii) Irrigation	65,53	70,15	72,66	76,40	79,73	84,10	84,10	88,30
<b>Total</b>	<b>2,42,03</b>	<b>3,21,86</b>	<b>3,43,31</b>	<b>4,21,70</b>	<b>4,86,94</b>	<b>6,25,03</b>	<b>5,81,86</b>	<b>7,30,87</b>

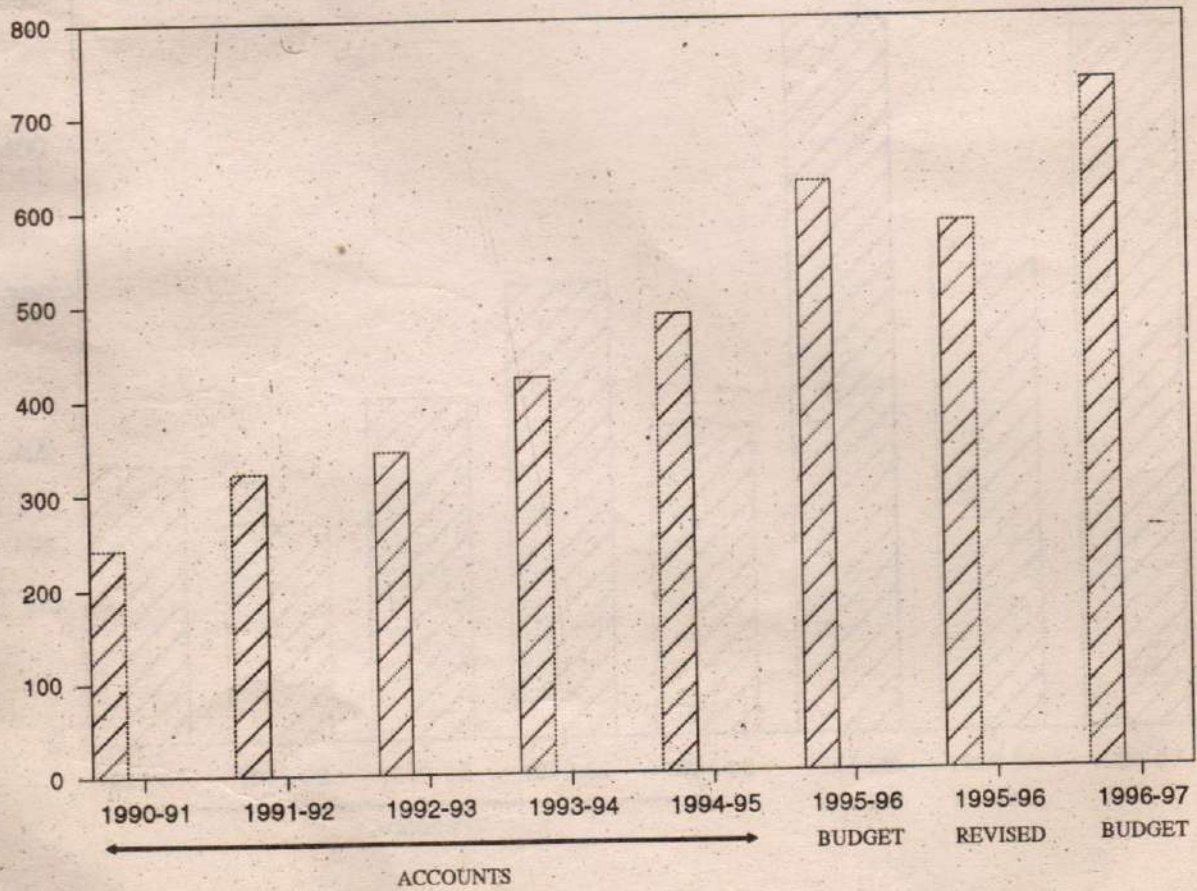


# ऋण सेवाओं पर खर्च

## EXPENDITURE ON DEBT SERVICES

Rs. in Crore

### REVENUE ACCOUNT



INTEREST ON LOANS OBTAINED FROM THE GOVT. OF INDIA & OTHER SOURCES

भारत सरकार तथा अन्य साधनों से प्राप्त किये गये कर्जों पर ब्याज ।



**CAPITAL ACCOUNT**  
**CAPITAL EXPENDITURE**

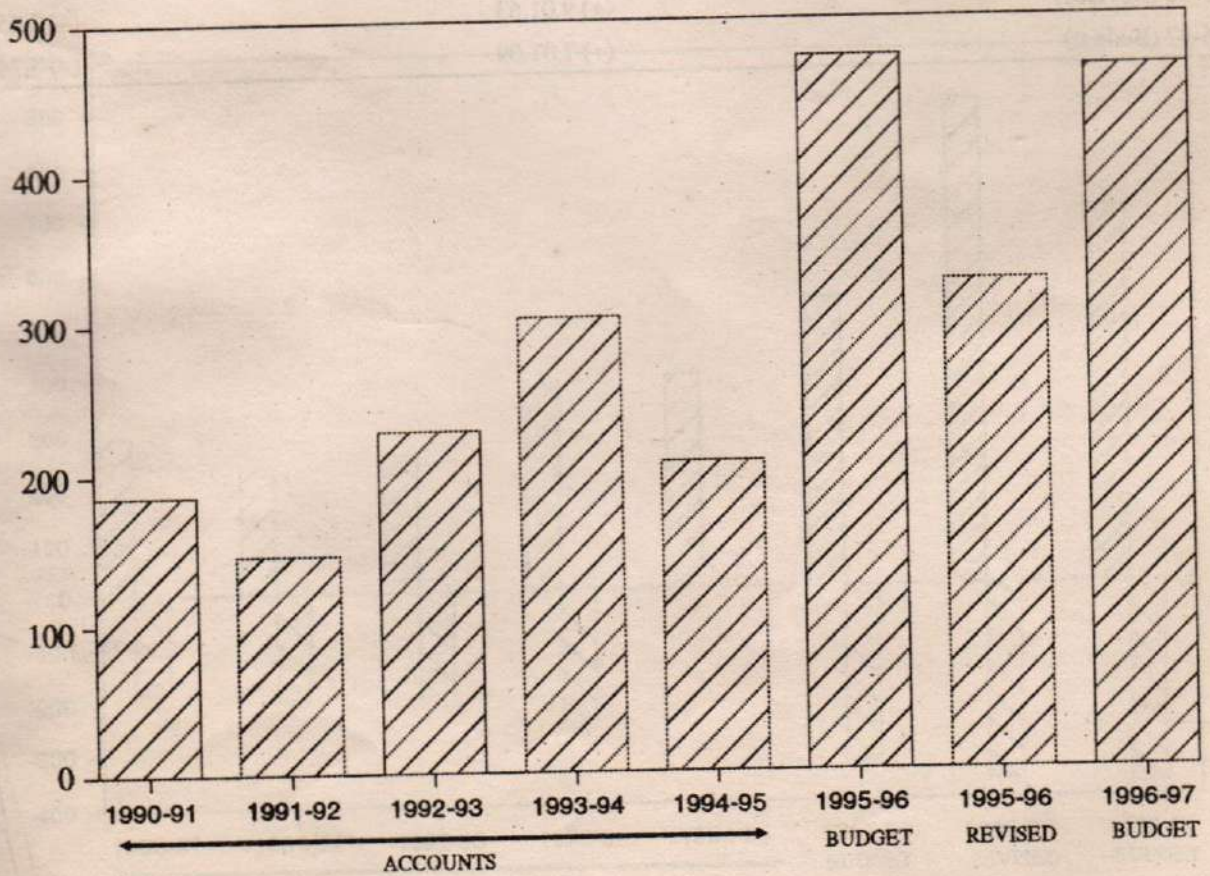
Year	(Rs. in lakhs)
1990-91 (Accounts)	1,86,16
1991-92 (Accounts)	1,45,99
1992-93 (Accounts)	2,28,33
1993-94 (Accounts)	3,02,92
1994-95 (Accounts)	2,06,58
1995-96 (Budget)	4,74,73
1995-96 (Revised)	3,24,91
1996-97 (Budget)	4,66,54



# पूंजीगत खर्च

## CAPITAL EXPENDITURE

Rs. in Crore





**CAPITAL ACCOUNT**  
**PUBLIC DEBT AND LOANS AND ADVANCES BY THE STATE GOVERNMENT**

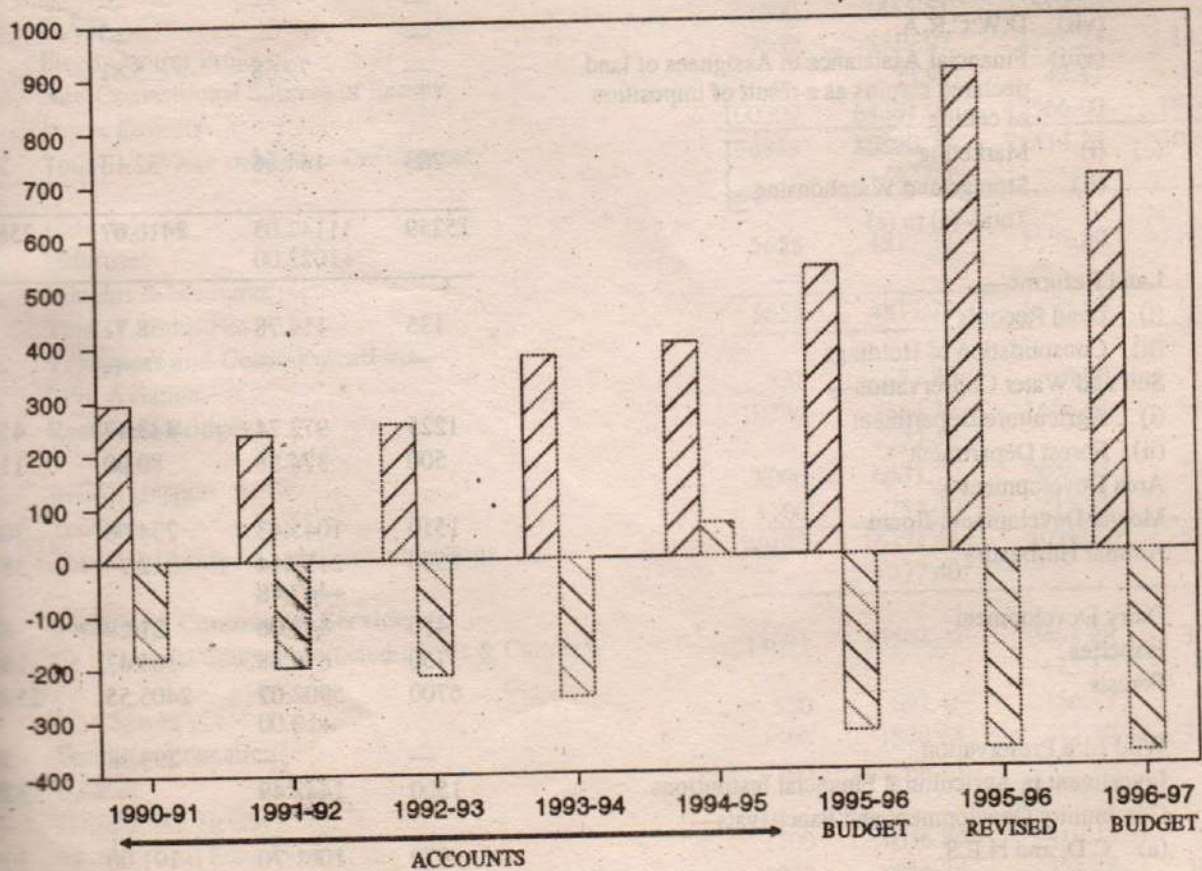
Year	Public Debt (Net)	(Rupees in lakhs) Loans and Advances by the State Government (Net)
1990-91 (Accounts)	(+ 2,95,64	(-) 1,79,85
1991-92 (Accounts)	(+ 2,37,82	(-) 1,96,53
1992-93 (Accounts)	(+ 2,55,45	(-) 2,13,99
1993-94 (Accounts)	(+ 3,80,33	(-) 2,57,40
1994-95 (Accounts)	(+ 4,01,29	(+ 62,55
1995-96 (Budget)	(+ 5,37,45	(-) 3,29,50
1995-96 (Revised)	(+ 9,01,63	(-) 3,65,74
1996-97 (Budget)	(+ 7,01,09	(-) 3,74,54





# राज्य सरकार द्वारा सार्वजनिक ऋण, कर्जे और पेशगियां

## PUBLIC DEBT & LOANS AND ADVANCES BY THE STATE GOVERNMENT

Rs. in Crore



-  (+) Public Debt (Net)
-  (-) Loans & Advances



**ACTUALS OF SEVENTH FIVE YEAR PLAN**

(Rupees in lakhs)

Head of Development	Seventh Plan Approved Outlay	1985-90 Actuals	1990-91 Actuals	1991-92 Actuals
1	2	3	4	5
<b>Agriculture and Allied Services :</b>				
<b>I. Agriculture—</b>				
(a) Research and Education (Agriculture University)	2400	1680.61	314.05	499.80
(b) Crop Husbandry (Agriculture Department)	7500	4743.64 +1022.00	1043.69	1055.23
(c) Horticulture	—	—	—	87.21
(d) Special Programme for Rural Development—				
(i) S.A.F.D.A./M.F.A.L.	—	—	—	—
(ii) D.P.A.P.	337	300.67	76.18	67.50
(iii) Intensive Integrated Rural Development	2790	2517.23	521.13	380.32
(iv) D.D.P.	575	—	—	—
(v) N.R.E.P.	1374	1675.56	417.08	467.61
(vi) S.A.M.F.	—	—	—	—
(vii) D.W.C.R.A.	—	—	—	—
(viii) Financial Assistance to Assignees of land declared surplus as a result of imposition of ceiling	—	79.68	5.81	—
(e) (i) Marketing	283	144.66	32.13	26.02
(ii) Storage and Warehousing				
Total—(a) to (e)	15259	11142.05 +1022.00	2410.07	2583.69
2. Land Reforms—				
(i) Land Records	135	114.78	38.71	1.22
(ii) Consolidation of Holdings	—	—	—	26.68
3. Soil and Water Conservation—				
(i) Agriculture Department	1225	972.74	443.47	452.34
(ii) Forest Department	500	374.58	80.00	110.00
4. Area Development—				
Mewat Development Board	1510	1045.43	234.06	302.34
5. Animal Husbandry	2500	2159.64 +467.48	312.94	381.53
6. Dairy Development	450	449.06	81.28	67.05
7. Fisheries	750	679.88	163.47	164.80
8. Forests	6700	5902.02 +10.00	2405.55	2595.91
9. Wild Life Preservation	—	—	293.38	58.50
10. Investment in Agricultural Financial Institutions	1500	1442.49	—	328.91
11. Community Development and Panchayats—				
(a) C.D. and N.E.S.	979	1061.70 +1070.64	191.00	309.00
(b) Panchayats	905	12.39.45	357.59	226.57
(c) Food for Work N.R.E.P.	—	—	—	—
Total—Agriculture and Allied Services	32413	15441.77 +2570.12	4601.45	5024.85
<b>II. Co-operation—</b>	3926	3461.14 +174.96	1264.81	601.31
Total—I and II Agriculture and Allied Services & Cooperation	36339	30044.96 +2745.08	8276.33	8209.85



**ACTUALS OF SEVENTH FIVE YEAR PLAN**

(Rupees in lakhs)

Head of Development	Seventh Plan Approved Outlay	1985-90 Actuals	1990-91 Actuals	1991-92 Actuals
1	2	3	4	5
<b>III. Multipurpose River Valley Projects—</b>				
12. (a) Irrigation Portion	40828	50019.77 +418.03	—	—
(b) Power Portion	—	—	—	—
Total-III-(a) & (b) Multipurpose River Valley Projects	40828	50019.77 +418.03	—	—
<b>IV. Water and Power Development—</b>				
13. Irrigation (Major and Medium)	—	—	6843.13	7903.30
14. Minor Irrigation—				
(i) Agriculture Department	787	603.77	102.06	110.30
(ii) Irrigation Department	200	164.55	—	—
(iii) M.I.T.C.	7555	8902.00 +112.00	2048.00	2350.00
15. C.A.D.A.	1500	1465.51	519.40	529.15
16. Flood Control Projects	7569	5319.97	1293.23	1433.61
17. Non-Conventional Sources of Energy	—	73.91	42.41	49.20
18. Power Projects	100000	64361.00	15966.00	18248.00
Total-IV—Water and Power Development	158439	80890.70 +112.00	26814.23	30623.56
<b>V. Industries—</b>				
19. Industries	5655	4817.72	1698.00	1822.44
20. Weights & Measures	—	—	—	11.69
Total-V Industries	5655	4817.72	1698.00	1834.13
<b>VI. Transport and Communications—</b>				
21. Civil Aviation	332	72.80	0.06	8.92
22. Roads and Bridges	10700	7834.33 +277.40	1656.91	2152.56
23. Road Transport	8000	6673.70	2056.55	2932.00
24. Tourism	1100	794.00	215.95	245.46
Total-VI—Transport and Communications	20132	15374.83 +277.40	3929.47	5338.94
<b>VII. Social and Community Services—</b>				
25. (i) General Education (including Art & Culture)	14091	13503.69	2498.88 +25.17	3591.17 +36.31
(ii) Sports	550	697.46	156.77	186.43
26. Technical Education	1500	1870.68	577.30	1359.09
27. H.I.P.A.	200	68.43	—	51.00
28. Medical and Health				
(i) Medical Education	1200	1056.84	419.13	499.22
(ii) Health (Including Sanitation)	6322	4916.76 50.00	724.48	1062.43
(iii) Ayurveda	300	154.31	42.76	67.30
(iv) Employees State Insurance	55	48.81	4.72	7.30
29. Water Supply and Sewerage	16730	11320.88 +966.00	3044.44	4136.87
30. Housing (excluding Police Housing)	3950	4378.01	2545.82	1972.40
31. Police Housing	800	617.50	—	—
32. Scientific Services and Research	515	493.59	58.75	71.30



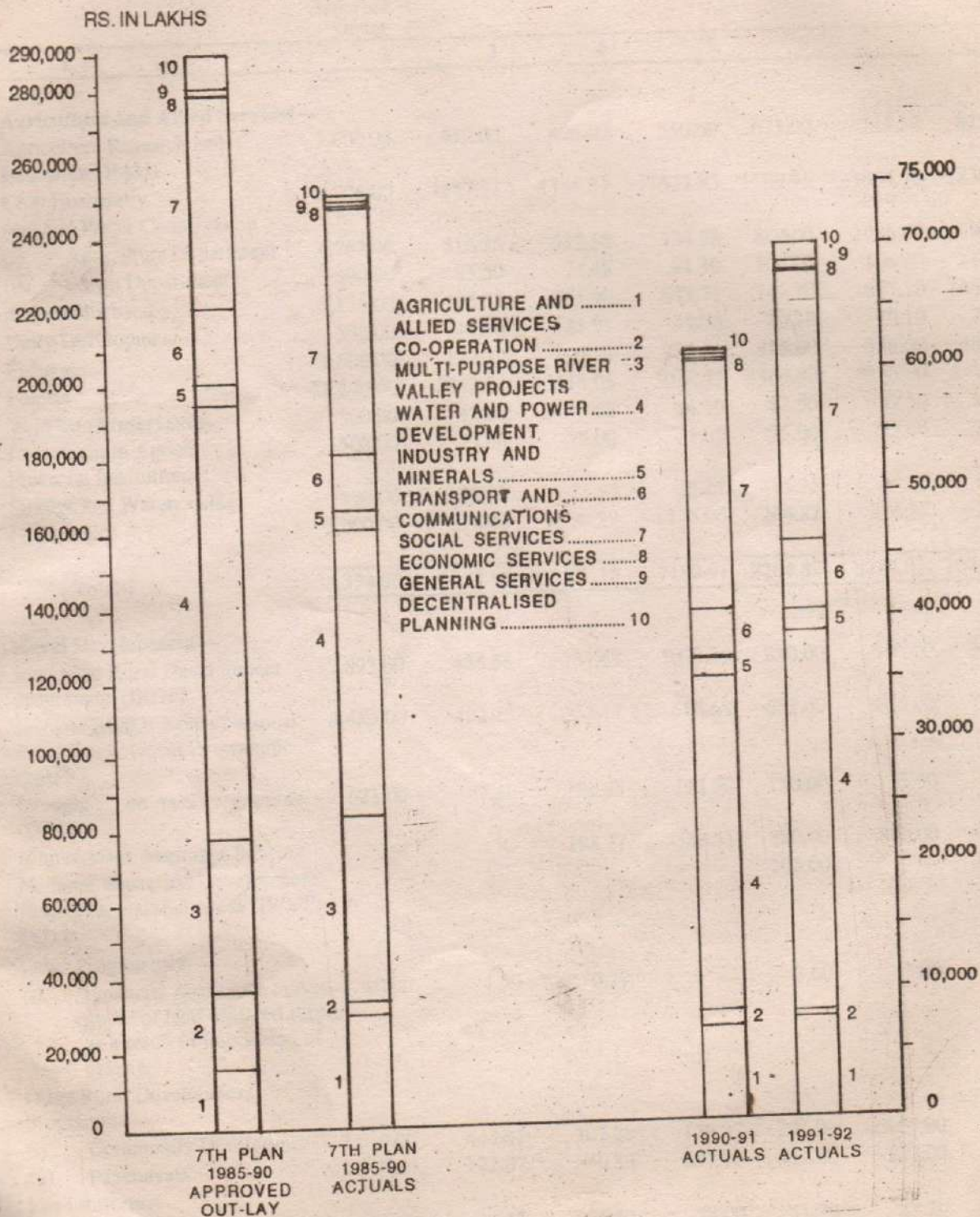
**ACTUALS OF SEVENTH FIVE YEAR PLAN**

Head of Development		(Rupees in lakhs)			
		Seventh Plan Approved Outlay	1985-90 Actuals	1990-91 Actuals	1991-92 Actuals
1	2	3	4	5	
33.	Environmental Programme	1569	120.82	44.47	41.58
34.	Integrated Rural Energy Programme	—	—	62.84	72.77
35.	Urban Development—				
	(i) National Capital Region	—	1000.00	—	—
	(ii) Financial Assistance to Local Bodies	500	770.09	100.00	129.84
	(iii) Haryana Urban Development Authority				
	(iv) Environmental Improvement of Slums	500	800.00	110.00	115.00
36.	Information and Publicity	480	303.35	48.20	97.22
37.	Labour and Labour Welfare—				
	(i) Labour Welfare	42	10.08	0.43	1.75
	(ii) Employment Exchange	18	11.79	0.33	0.66
	(iii) Industrial Training	345	874.64	112.11	147.35
38.	Welfare of Scheduled Castes, Scheduled Tribes and Backward Classes	3400	2337.66	659.86	636.81
39.	Social Welfare	678	19505.67	8911.41	7399.20
			+73.73		
40.	Nutrition	2794	2025.72	46.48	216.24
			+200.00		
Total-VII—Social and Community Services		57539	65886.83	20194.35	21899.24
			+1289.73		
<b>VIII.</b>	<b>Economic Services—</b>				
41.	Secretariat Economic Services	116	31.06	0.45	2.58
42.	Economic Advice and Statistics	55	16.72	—	1.34
Total-VIII—Economic Services		171	47.78	0.45	3.92
<b>IX.</b>	<b>General Services—</b>				
43.	Printing and Stationery	225	193.41	16.94	38.20
44.	General Administration	1800	1768.35	293.40	720.97
Total-IX—General Services		2025	1961.76	310.34	759.17
<b>X.</b>	<b>Decentralised Planning (District Planning)</b>	9700	1649.12	483.54	1468.50
Grand Total (I to X)		290000	250693.48	61706.71	70137.31
			+4842.24*		

\* Figures indicate expenditure on Natural Calamities during Seventh Plan Period.



# ACTUALS OF 7TH FIVE YEAR PLAN





**EIGHTH FIVE YEAR PLAN AND ANNUAL PLAN PROVISIONS**

Head/Sub-Head of Development	Eighth Five Year Plan 1992-97 Approved Outlay	1992-93 Actuals	1993-94 Actuals	1994-95 Actuals	1995-96 Proposed Outlay	(Rupees in lakhs)	
						1995-96 Revised Budgeted Outlay	1996-97 Proposed Outlay
1	2	3	4	5	6	7	8
<b>I. Agriculture and Allied Services—</b>							
1. Agriculture Research and Education (HAU)	3,600.00	472.06	428.00	550.00	675.00	744.62	875.00
2. Crop Husbandry	6,706.00	1157.71	1168.57	1527.83	1509.65	1854.78	1838.00
3. Soil and Water Conservation							
(i) Agriculture Department	4,761.00	516.26	592.55	734.98	860.00	1266.00	1595.00
(ii) Forest Department	800.00	85.50	74.48	81.30	106.00	106.00	114.00
4. Animal Husbandry	3,175.00	435.32	511.99	643.71	742.70	677.70	1065.00
5. Dairy Development	392.00	47.50	41.91	49.75	70.10	70.10	77.00
6. Fisheries	1,500.00	177.79	199.74	225.04	325.00	325.00	462.00
7. Forests	11,270.00	2852.74	3118.05	3018.53	3558.80	3356.00	3414.00
8. Wild Life Preservation	500.00	42.29	47.63	54.50	82.50	82.50	90.00
9. Investment in Agricultural Financial Institutions	500.00	75.00	75.00	75.00	75.00	75.00	75.00
10. Storage and Warehousing	190.00	12.10	12.95	15.21	15.25	14.50	16.00
11. Horticulture	2,000.00	118.89	130.29	175.06	244.82	214.82	623.00
<b>Total-I</b>	<b>35,394.00</b>	<b>5993.16</b>	<b>6401.16</b>	<b>7150.91</b>	<b>8264.82</b>	<b>8787.02</b>	<b>10244.00</b>
<b>II. Rural Development—</b>							
1. Integrated Rural Development Programme (IRDP)	2,893.00	486.56	731.61	1073.39	880.00	900.00	911.00
2. Jawahar Rozgar Yojna/National Rural Employment Programme (NREP)	3,485.00	402.28	532.17	516.68	635.00	635.00	700.00
3. Drought-Prone Area Programme (DPAP)	621.00	67.50	101.25	112.50	150.00	75.00	—
4. Employment Assurance Scheme	—	—	198.77	580.31	880.00	880.00	970.00
5. National Wasteland Development Project for Rainfed Areas (IWDP)	—	—	—	—	205.00	—	225.00
6. D.D.P.	—	—	—	—	—	—	50.00
7. Other Programmes—							
(i) Financial Assistance to Assignees of land declared surplus as a result of imposition of ceiling.	10.00	1.50	0.29	—	3.00	3.00	3.00
8. Other Rural Development Programme—							
(i) Community Development	3,640.00	443.61	207.28	179.37	291.00	165.00	190.00
(ii) Panchayats	1,000.00	122.07	40.88	297.16	457.00	537.00	166.00
9. Land Reforms—							
(i) Land Records	156.00	26.12	26.63	38.00	51.70	27.20	28.00
(ii) Consolidation of Holdings	125.00	31.65	24.23	21.38	24.20	24.20	27.00
<b>Total-II</b>	<b>11,930.00</b>	<b>1581.29</b>	<b>1862.82</b>	<b>2818.79</b>	<b>3576.90</b>	<b>3246.40</b>	<b>3270.00</b>



**EIGHTH FIVE YEAR PLAN AND ANNUAL PLAN PROVISIONS**

Head/Sub-Head of Development	Eighth Five Year Plan 1992-97 Approved Outlay	1992-93 Actuals	1993-94 Actuals	1994-95 Actuals	1995-96 Proposed Outlay	(Rupees in lakhs)	
						1995-96 Revised Budgeted Outlay	1996-97 Proposed Outlay
1	2	3	4	5	6	7	8
<b>III. Special Programme for Area Programme (State Programmes)—</b>							
1. Mewat Area Development Board	2,000.00	287.00	230.25	300.00	511.40	400.00	750.00
2. Shivalik Development Board	—	—	200.00	365.65	450.00	600.00	500.00
<b>Total-III</b>	<b>2,000.00</b>	<b>287.00</b>	<b>430.25</b>	<b>665.65</b>	<b>961.40</b>	<b>1000.00</b>	<b>1250.00</b>
<b>IV. Co-operation</b>	<b>5,155.00</b>	<b>1005.63</b>	<b>1036.32</b>	<b>696.97</b>	<b>699.56</b>	<b>3256.86</b>	<b>721.00</b>
<b>V. Irrigation and Flood Control</b>							
1. Major and Medium Irrigation	44,667.00	8125.20	8868.97	5794.65	17895.00	11433.00	27210.00
2. Minor Irrigation—							
(i) Agriculture Department	990.00	49.24	47.04	—	100	100.00	100.00
(ii) Irrigation Department	880.00	—	—	—	—	—	—
(iii) M.I.T.C.	11575.00	2664.00	3181.00	3057.00	4451.00	3951.00	5623.00
3. Area Development—							
(i) C.A.D.A.	4577.00	706.57	944.70	1171.54	1390.00	1390.00	1390.00
4. Flood Control	5200.00	1132.45	1258.57	908.00	1000.00	1000.00	1100.00
<b>Total-V</b>	<b>67889.00</b>	<b>12677.46</b>	<b>14300.28</b>	<b>10931.19</b>	<b>24836</b>	<b>17874.00</b>	<b>35423.00</b>
<b>VI. Power (H.S.E.B.)</b>	<b>170199.00</b>	<b>18500.00</b>	<b>22175.00</b>	<b>27288.00</b>	<b>26100</b>	<b>28600.00</b>	<b>27500.00</b>
<b>VII. Industries and Minerals</b>							
1. Village & Small Industries	13519.00	1435.36	1377.55	1312.14	4929.90	5084.65	1965.00
2. Large & Medium Industries	6758.00	780.23	572.28	576.68	588.30	598.30	400.00
3. Mines and Minerals	70.00	17.30	10.80	11.98	13.20	13.20	14.00
4. Weights and Measures	35.00	7.81	8.00	11.00	11.00	12.00	13.00
5. Electronics	1670.00	208.37	304.55	302.80	286.60	286.60	305.00
<b>Total-VII</b>	<b>22052.00</b>	<b>2441.86</b>	<b>2265.27</b>	<b>2214.60</b>	<b>5829.00</b>	<b>6394.75</b>	<b>2697.00</b>
<b>VIII. Transport</b>							
1. Civil Aviation	100.00	13.93	16.00	—	18.70	18.70	21.00
2. Roads and Bridges	14670.00	2094.04	2484.78	2215.75	2500.00	2000.00	2590.00
3. Roads Transport	24368.00	3200.98	3248.29	3460.68	4175.00	4100.00	4360.00
4. Tourism	1000.00	160.00	239.99	240.00	352.00	412.00	385.00
<b>Total-VIII</b>	<b>40138.00</b>	<b>5468.95</b>	<b>5989.06</b>	<b>5916.43</b>	<b>7045.70</b>	<b>6530.70</b>	<b>7356.00</b>
<b>IX. Science and Technology and Environment</b>							
1. Science and Technology Programme	662.00	36.38	65.97	63.31	119.90	119.50	130.00
2. Integrated Rural Energy Programme	800.00	90.00	56.55	102.27	150.00	170.00	170.00
3. Non-Conventional Sources of Energy	185.00	16.72	22.36	46.65	85.00	103.46	94.00
4. Environmental Programme	600.00	59.13	50.02	60.68	121.00	121.00	133.00
<b>Total-IX</b>	<b>2247.00</b>	<b>202.23</b>	<b>194.90</b>	<b>272.91</b>	<b>475.90</b>	<b>513.96</b>	<b>527.00</b>



## EIGHTH FIVE YEAR PLAN AND ANNUAL PLAN PROVISIONS

(Rupees in lakhs)

Head/Sub-Head of Development	Eighth Five Year Plan 1992-97 Approved Outlay	1992-93 Actuals	1993-94 Actuals	1994-95 Actuals	1995-96 Proposed Outlay	1995-96 Revised Budgeted Outlay	1996-97 Proposed Outlay
1	2	3	4	5	6	7	8
<b>X. Social Services</b>							
1. Education—							
(i) General Education	40704.00	4568.40	5697.41	7378.09	8602.37	12214.23	12483.00
(ii) Art and Culture	670.00	45.60	47.68	51.05	103.11	114.11	114.00
2. Technical Education	10630.00	1598.09	1416.23	1971.67	3854.35	2005.15	3369.00
3. Sports	2000.00	245.95	221.55	280.74	313.15	366.35	365.00
4. Medical and Health—							
(i) Medical Education	4343.00	498.24	600.02	677.99	938.50	750.51	1000.00
(ii) Health	12562.00	1435.95	1273.51	1473.84	1917.79	1918.74	2009.00
(iii) Ayurveda	531.00	103.64	106.14	112.09	114.05	140.00	155.00
(iv) Employees State Insurance	175.00	20.17	23.37	26.47	50.00	32.17	50.00
5. Water Supply and Sanitation	30400.00	3632.67	2698.96	3754.56	4975.00	5025.00	5250.00
6. Housing (including Police Housing)	18000.00	2972.50	2698.96	4303.13	5670.00	4746.14	5065.00
7. Urban Development—							
(i) Financial Assistance to Local Bodies	1300.00	—	43.00	—	—	—	173.00
(ii) Environmental Improvement of Urban Slums	1000.00	321.60	238.00	736.00	966.00	1167.00	762.00
(iii) General Grant-in-Aid	2325.00	—	—	—	—	—	115.00
(iv) Nehru Rozgar Yojna/ PM's IUPEP	946.00	96.54	74.74	57.54	220.00	220.00	220.00
(vi) National Capital Region (NCR)	—	—	—	—	1.00	1.00	1.00
8. Information and Publicity	900.00	97.57	91.36	137.78	160.60	165.60	175.00
9. Labour and Employment—							
(i) Labour and Labour Welfare	100.00	2.13	6.76	8.05	23.00	23.00	25.00
(ii) Special Employment (Employment Exchange)	22.00	0.54	0.56	4.25	6.05	39.80	40.00
10. Welfare of S.C./S.T. & Other Backward Classes	5877.00	710.69	787.91	821.34	1020.50	1005.90	1100.00
11. Social Defence & Security	56417.25	8365.03	6962.41	12945.40	12210.00	10376.50	10393.00
12. Women and Child Development	1542.75	151.70	188.42	1033.67	2718.60	2090.32	2200.00
13. Nutrition	5000.00	448.80	579.13	767.84	1106.24	1106.24	1157.00
14. Industrial Training	1512.00	203.57	203.23	245.81	567.75	430.75	538.00
15. H.I.P.A.	300.00	70.00	70.00	80.00	100.00	80.00	90.00
<b>Total-X</b>	<b>197180.00</b>	<b>25589.38</b>	<b>24516.39</b>	<b>36867.31</b>	<b>45638.06</b>	<b>44018.51</b>	<b>46849.00</b>

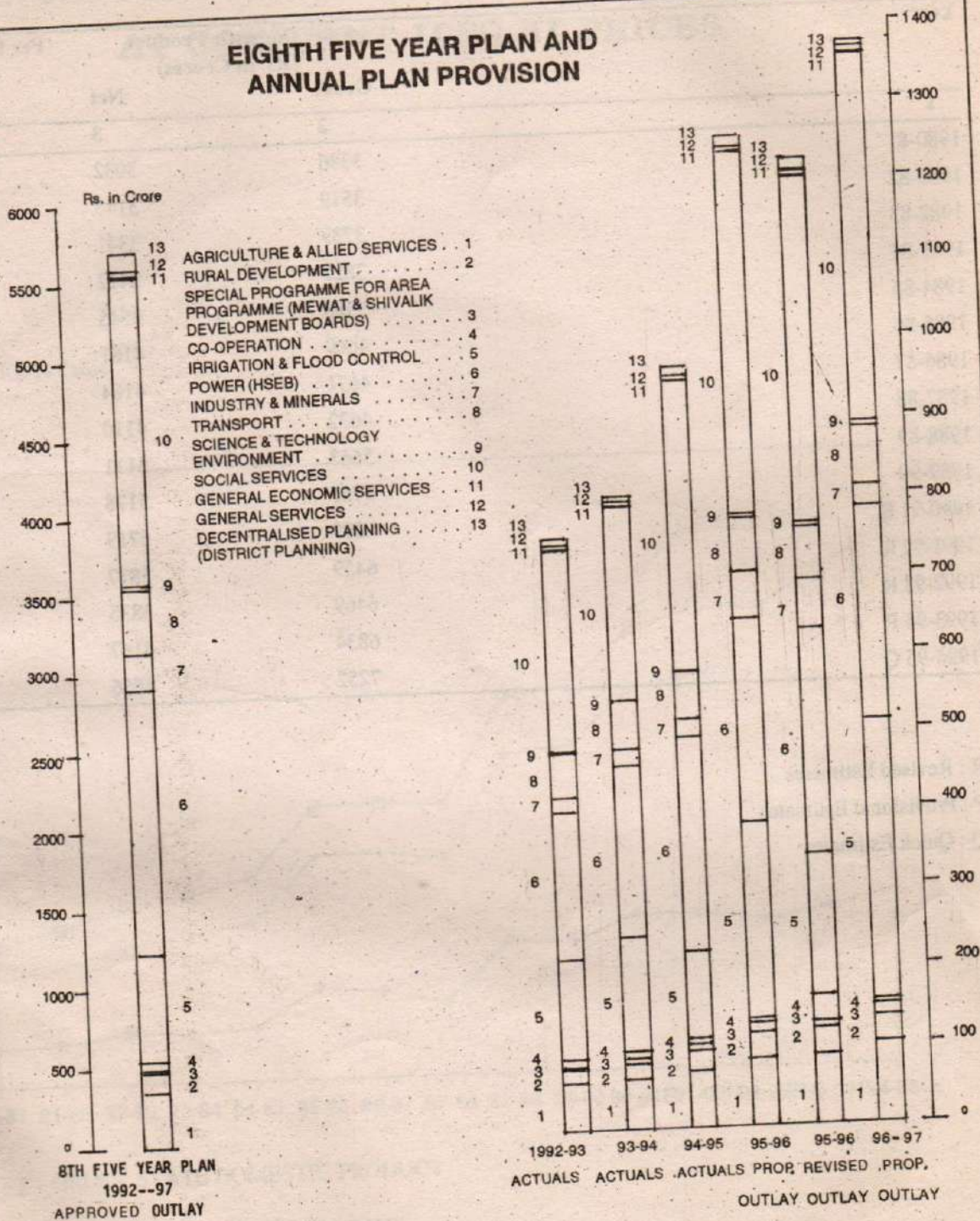


## EIGHTH FIVE YEAR PLAN AND ANNUAL PLAN PROVISIONS

Head/Sub-Head of Development	Eighth Five Year Plan 1992-97 Approved Outlay	1992-93 Actuals	1993-94 Actuals	1994-95 Actuals	(Rupees in lakhs)		
					1995-96 Proposed Outlay	1995-96 Revised Budgeted	1996-97 Proposed Outlay
1	2	3	4	5	6	7	8
<b>XI. General Economic Services</b>							
1. Secretariat Economic Services	54.00	3.82	5.92	6.94	8.80	11.89	15.00
2. Census, Survey and Statistics	47.00	1.35	0.61	—	7.65	1.50	3.00
Total-XI	101.00	5.17	6.53	6.94	16.45	13.39	18.00
<b>XII. General Services</b>							
1. Printing and Stationery	300.00	14.18	18.80	32.23	31.90	189.90	35.00
2. Public Works (General Administration)	3000.00	530.15	646.58	607.66	661.10	661.10	710.00
Total-XII	3300.00	544.33	665.38	639.89	693.00	851.00	745.00
<b>XIII. Decentralised Planning (District Planning)</b>	12415.00	950.00	750.00	1219.25	1563.21	1180.21	900.00
Grand Total (I to XIII)	570000.00	75246.46	80593.36	96688.84	125700.00	122266.80	137500.00



# EIGHTH FIVE YEAR PLAN AND ANNUAL PLAN PROVISION





**STATE INCOME (GROSS/NET STATE DOMESTIC PRODUCT) AND PER CAPITA INCOME OF  
HARYANA AT CONSTANT 1980-81 PRICES**

Year	State Domestic Product (Rs. in Crores)		Per Capita Income (Rs.)
	Gross	Net	
1	2	3	4
1980-81	3386	3032	2370
1981-82	3519	3145	2399
1982-83	3739	3341	2487
1983-84	3825	3412	2479
1984-85	3988	3545	2513
1985-86	4660	4181	2893
1986-87	4671	4184	2825
1987-88	4632	4110	2709
1988-89	5663	5111	3289
1989-90	5757	5178	3254
1990-91 R	6299	5719	3509
1991-92 R	6459	5837	3499
1992-93 R	6469	5835	3421
1993-94 P	6834	6167	3538
1994-95 Q	7252	6556	3683

R : Revised Estimates

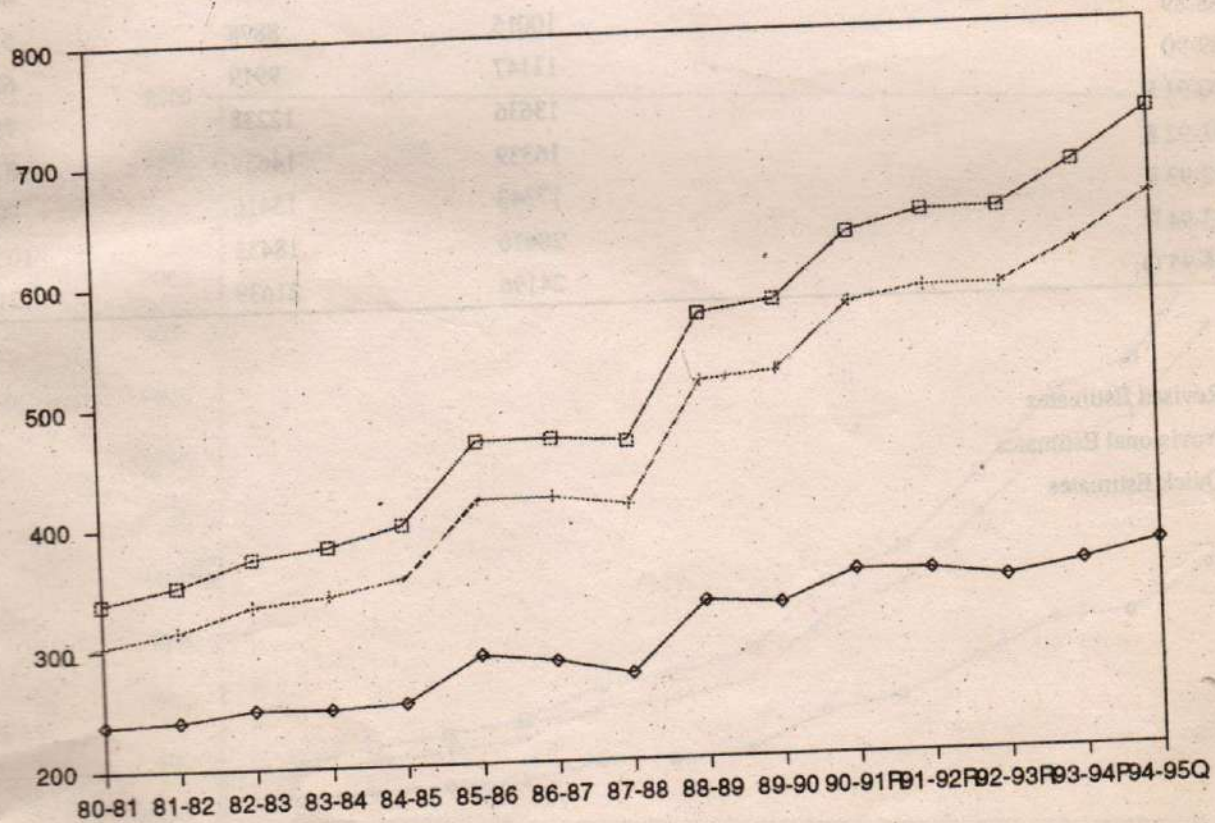
P : Provisional Estimates

Q : Quick Estimates



# HARYANA STATE INCOME AND PER CAPITA INCOME AT CONSTANT 1980-81 PRICES

Rs. in Crore



- GROSS STATE DOMESTIC PRODUCT
- + NET STATE DOMESTIC PRODUCT
- ◇ PER CAPITA INCOME

R : Revised Estimates  
P : Provisional Estimates  
Q : Quick Estimates



**STATE INCOME (GROSS/NET STATE DOMESTIC PRODUCT) AND PER CAPITA INCOME OF  
HARYANA AT CURRENT PRICES**

Year	State Domestic Product (Rs. in Crores)		Per Capita Income (Rs.)
	Gross	Net	
1	2	3	4
1980-81	3386	3032	2370
1981-82	3911	3498	2668
1982-83	4485	4004	2980
1983-84	4890	4351	3160
1984-85	5382	4747	3365
1985-86	6552	5788	4004
1986-87	6889	6081	4106
1987-88	7739	6743	4445
1988-89	10015	8878	5714
1989-90	11147	9919	6233
1990-91 R	13636	12238	7508
1991-92 R	16339	14639	8775
1992-93 R	17343	15416	9037
1993-94 P	20616	18433	10575
1994-95 Q	24196	21639	12158

R : Revised Estimates

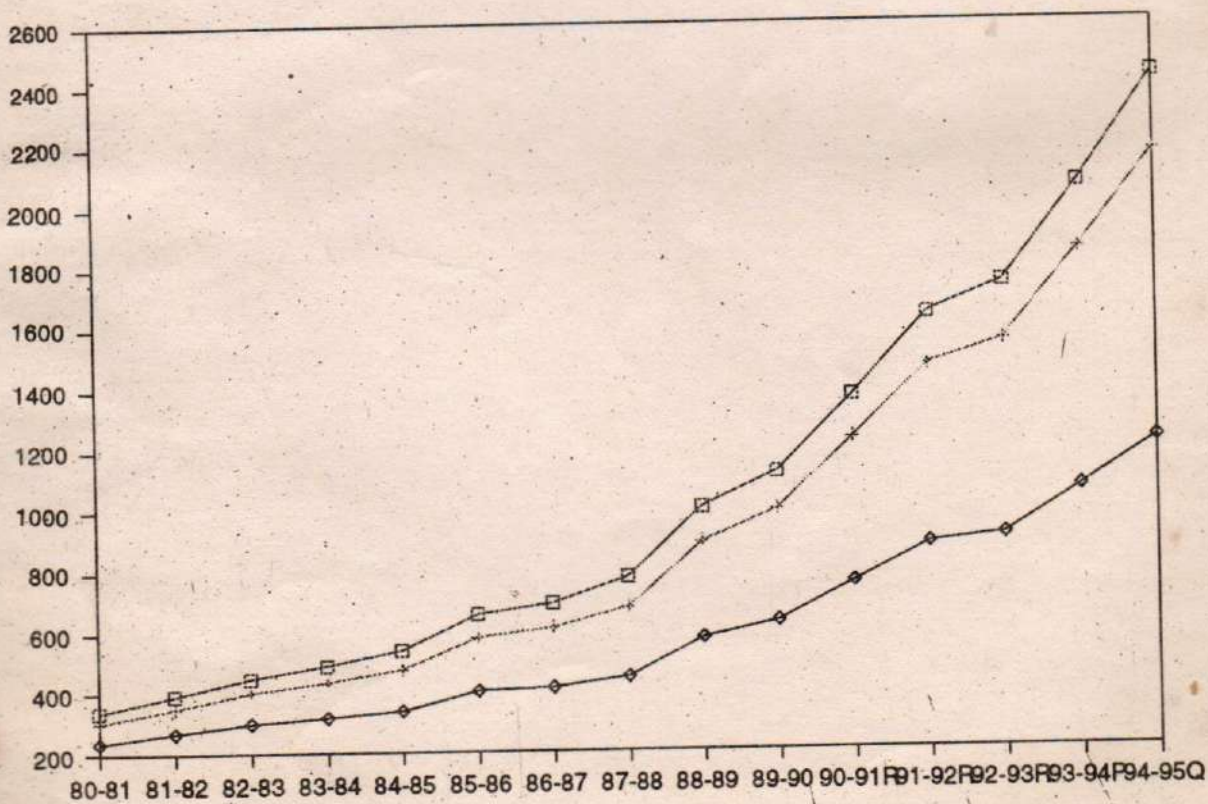
P : Provisional Estimates

Q : Quick Estimates



# HARYANA STATE INCOME AND PER CAPITA INCOME AT CURRENT PRICES

Rs. in Crore



- GROSS STATE DOMESTIC PRODUCT
- + NET STATE DOMESTIC PRODUCT
- ◇ PER CAPITA INCOME

R : Revised Estimates  
 P : Provisional Estimates  
 Q : Quick Estimates