

Jagpal Singh  
F.O



HARYANA GOVERNMENT

हरियाणा सरकार

**BUDGET AT A GLANCE**  
**हरियाणा बजट एक दृष्टि में**

**2001-2002**

**March, 2001**

मार्च, 2001

**FINANCE DEPARTMENT**

वित्त विभाग

*Jagjit Singh*  
*R.O*



**HARYANA GOVERNMENT**

हरियाणा सरकार

**BUDGET AT A GLANCE**  
**हरियाणा बजट एक दृष्टि में**

**2001-2002**

**March, 2001**

मार्च, 2001

**FINANCE DEPARTMENT**

वित्त विभाग

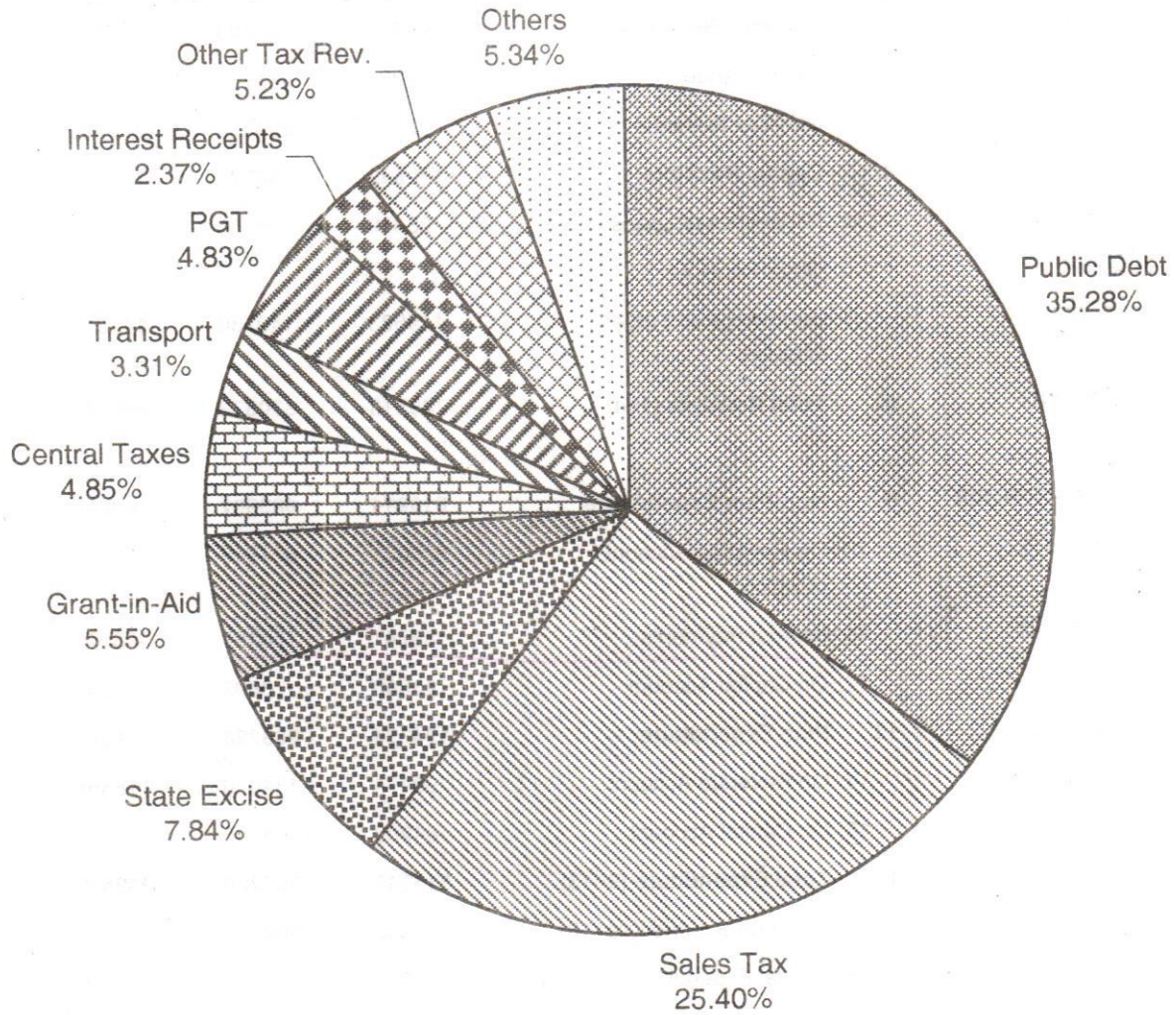
बजट एक दृष्टि में Budget at a Glance

(रुपये लाखों में) (Rupees in Lakhs)

|                              |  | 1999-2000     | 2000-2001                     | 2000-2001                      | 2001-2002                     |
|------------------------------|--|---------------|-------------------------------|--------------------------------|-------------------------------|
|                              |  | वास्तविक      | बजट                           | संशोधित                        | बजट                           |
|                              |  | Actuals       | अनुमान<br>Budget<br>Estimates | अनुमान<br>Revised<br>Estimates | अनुमान<br>Budget<br>Estimates |
| <b>1. राजस्व प्राप्तियाँ</b> | <b>1. Revenue Receipts</b>             | <b>576676</b> | <b>675593</b>                 | <b>703591</b>                  | <b>795926</b>                 |
| 2. कर राजस्व                 | 2. Tax Revenue                         | 404288        | 471218                        | 499985                         | 567814                        |
| 3. कर-भिन्न राजस्व           | 3. Non-Tax Revenue                     | 172388        | 204375                        | 203606                         | 228112                        |
| <b>4. पूंजी प्राप्तियाँ</b>  | <b>4. Capital Receipts</b>             | <b>172842</b> | <b>154780</b>                 | <b>146978</b>                  | <b>141647</b>                 |
| 5. ऋणों की वसूली             | 5. Recoveries of Loans                 | 23319         | 5050                          | 5468                           | 5284                          |
| 6. अन्य प्राप्तियाँ          | 6. Other Receipts                      | ...           | ...                           | ...                            | ...                           |
| 7. उधार और अन्य देयताएं      | 7. Borrowings and other liabilities    | 149523        | 149730                        | 141510                         | 136363                        |
| <b>8. कुल प्राप्तियाँ</b>    | <b>8. Total Receipts (1+4)</b>         | <b>749518</b> | <b>830373</b>                 | <b>850569</b>                  | <b>937573</b>                 |
| <b>9. आयोजना-भिन्न व्यय</b>  | <b>9. Non-Plan Expenditure</b>         | <b>618911</b> | <b>683802</b>                 | <b>740097</b>                  | <b>801643</b>                 |
| 10. राजस्व खाते पर जिसमें,   | 10. On Revenue Account of which,       | 605071        | 674910                        | 688551                         | 777969                        |
| 11. ब्याज अदायगियों          | 11. Interest Payments                  | 135741        | 154187                        | 153070                         | 179026                        |
| 12. पूंजी खाते पर            | 12. On Capital Account                 | 13840         | 8892                          | 51546                          | 23674                         |
| <b>13. आयोजना व्यय</b>       | <b>13. Plan Expenditure</b>            | <b>194334</b> | <b>283398</b>                 | <b>209552</b>                  | <b>252068</b>                 |
| 14. राजस्व खाते पर           | 14. On Revenue Account                 | 90134         | 134810                        | 118358                         | 121777                        |
| 15. पूंजी खाते पर            | 15. On Capital Account                 | 104200        | 148588                        | 91194                          | 130291                        |
| <b>16. कुल खर्च</b>          | <b>16. Total Expenditure (9+13)</b>    | <b>813245</b> | <b>967200</b>                 | <b>949649</b>                  | <b>1053711</b>                |
| 17. राजस्व खर्च              | 17. Revenue Expenditure (10+14)        | 695205        | 809720                        | 806909                         | 899746                        |
| 18. पूंजीगत खर्च             | 18. Capital Expenditure (12+15)        | 118040        | 157480                        | 142740                         | 153965                        |
| <b>19. राजस्व घाटा</b>       | <b>19. Revenue Deficit (1-17)</b>      | <b>118529</b> | <b>134127</b>                 | <b>103318</b>                  | <b>103820</b>                 |
| <b>20. राजकोषीय घाटा</b>     | <b>20. Fiscal Deficit {(1+5+6)-16}</b> | <b>213250</b> | <b>286557</b>                 | <b>240590</b>                  | <b>252501</b>                 |
| <b>21. प्रारंभिक घाटा</b>    | <b>21. Primary Deficit (20-11)</b>     | <b>77509</b>  | <b>132370</b>                 | <b>87520</b>                   | <b>73475</b>                  |

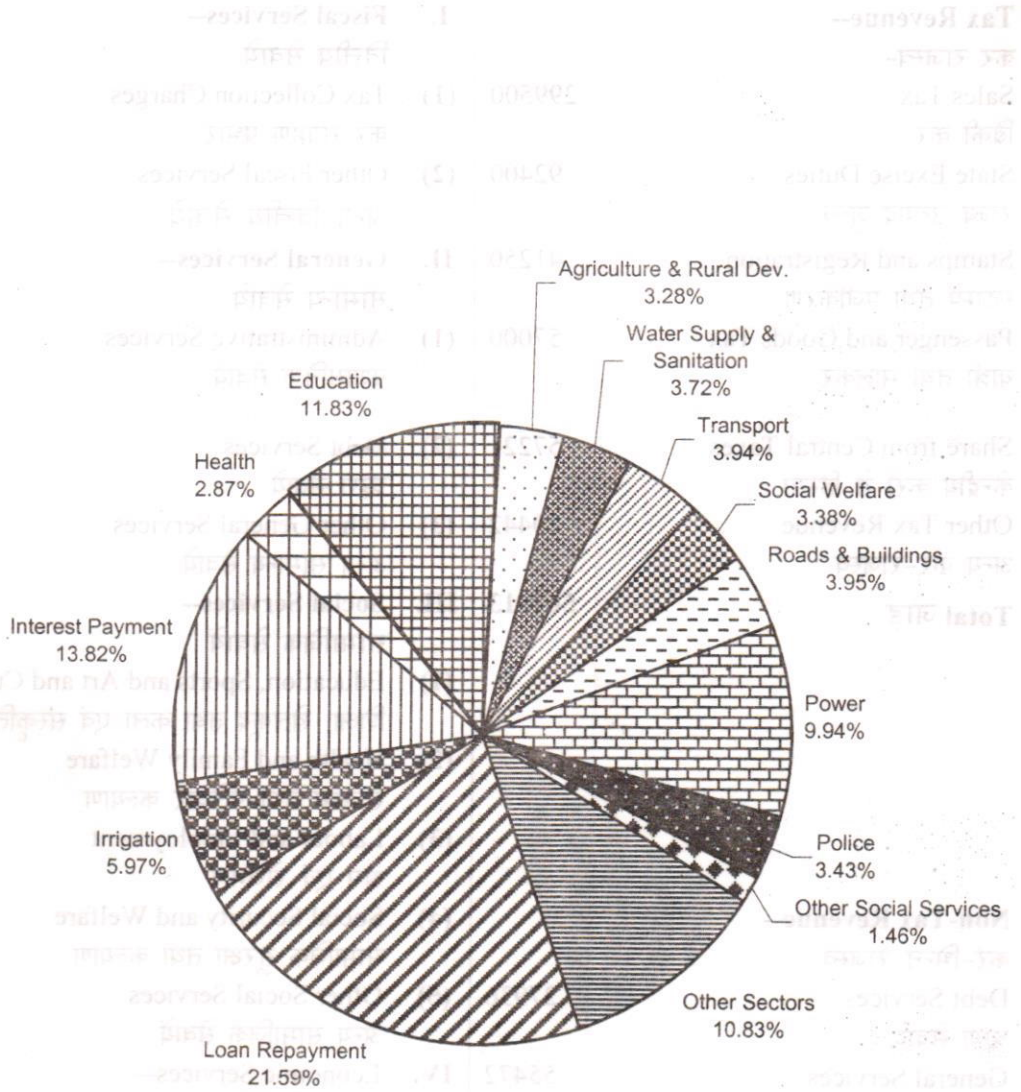
Note - Receipts figures are net of interest

# RUPEE COMES



Note:- Receipt-figures are net of lotteries

# RUPEE GOES



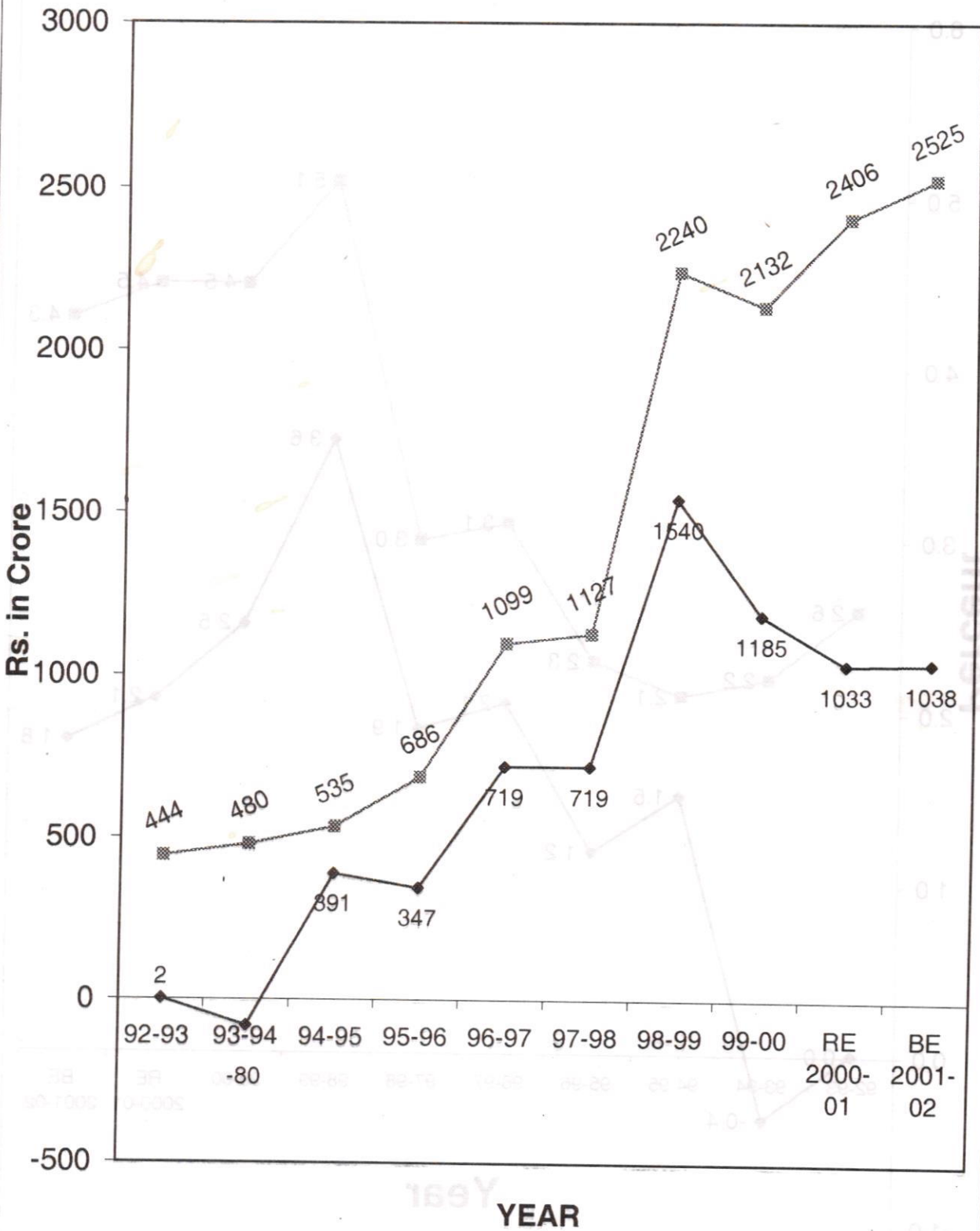
Note :- Expenditure Figures are net of lotteries

## राजस्व लेखा REVENUE ACCOUNT (2001-2002)

(रुपये लाखों में) (Rupees in Lakhs)

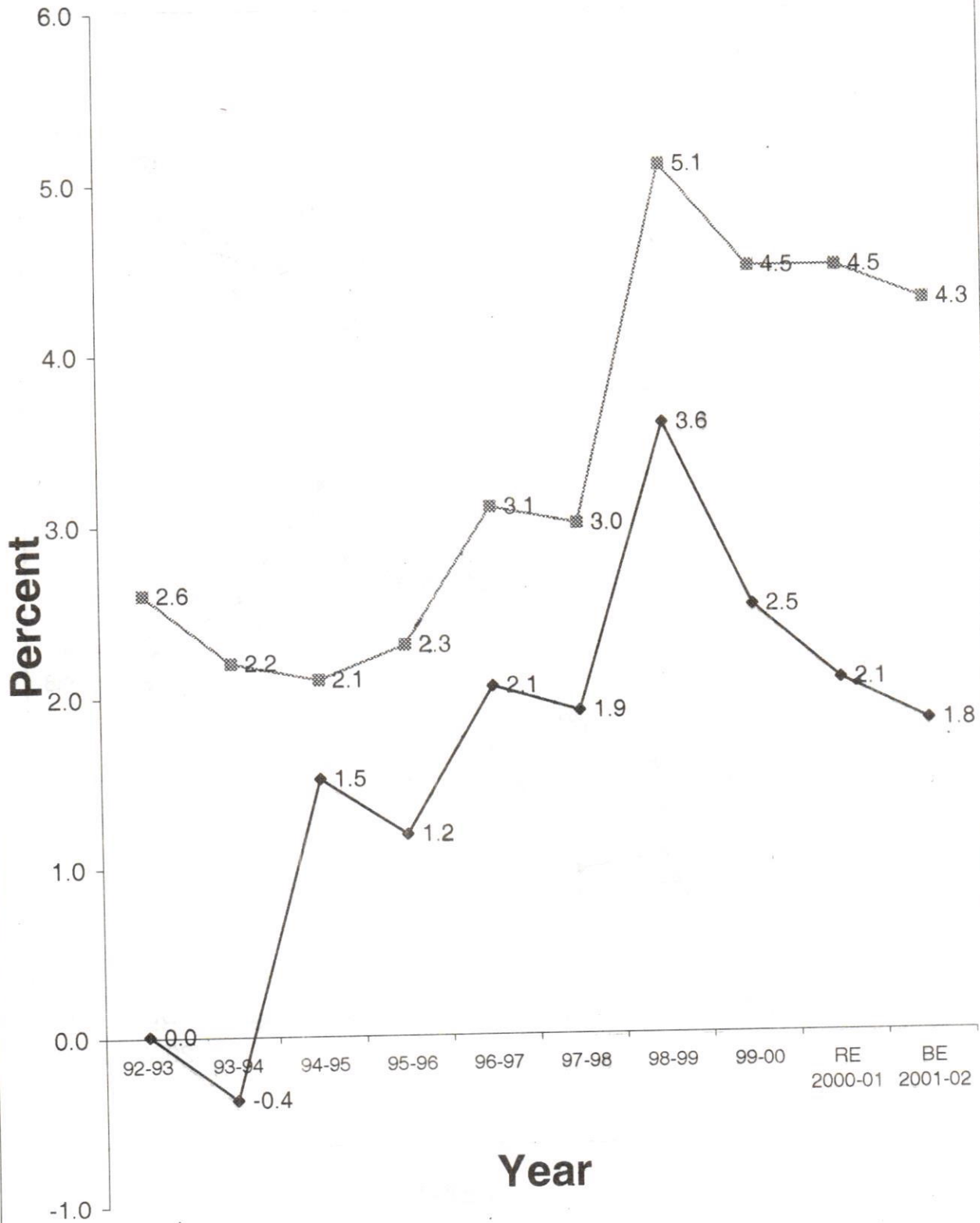
| प्राप्तियाँ Receipts  |  | खर्च Expenditure |  |
|---|--|------------------|--|
| <b>I. Tax Revenue--</b><br>कर राजस्व-<br>(1) Sales Tax 299500<br>ब्रिकी कर<br>(2) State Excise Duties 92400<br>राज्य उत्पाद शुल्क<br>(3) Stamps and Registration 41250<br>स्टाम्पें तथा पंजीकरण<br>(4) Passenger and Goods Tax 57000<br>यात्री तथा मालकर<br>(5) Share from Central Taxes 57221<br>केन्द्रीय करों से हिस्सा<br>(6) Other Tax Revenue 20442<br>अन्य कर-राजस्व<br><b>Total जोड़ 567813</b>       | <b>I. Fiscal Services--</b><br>वित्तीय सेवायें<br>(1) Tax Collection Charges 7958<br>कर संग्रहण प्रभार<br>(2) Other Fiscal Services 434<br>अन्य वित्तीय सेवायें<br><b>II. General Services--</b><br>सामान्य सेवायें<br>(1) Administrative Services 62750<br>प्रशासनिक सेवायें<br>(2) Debt Services 179026<br>ऋण सेवायें<br>(3) Other General Services 112518<br>अन्य सामान्य सेवायें<br><b>III. Social Services--</b><br>सामाजिक सेवायें<br>(1) Education, Sports and Art and Culture 144148<br>शिक्षा, खेलकूद तथा कला एवं संस्कृति<br>(2) Health and Family Welfare 36110<br>स्वास्थ्य तथा परिवार कल्याण<br>(3) Labour and Employment 5900<br>श्रम एवं रोजगार<br>(4) Social Security and Welfare 40884<br>सामाजिक सुरक्षा तथा कल्याण<br>(5) Other Social Services 52455<br>अन्य सामाजिक सेवायें<br><b>IV. Economic Services--</b><br>आर्थिक सेवायें<br>(1) Rural Development 12668<br>ग्रामीण विकास<br>(2) Agriculture, Fisheries, Animal Husbandry and Dairy Dev. 21415<br>कृषि, मछली पालन, पशुपालन, डेरी विकास<br>(3) Industries and Minerals 2703<br>उद्योग तथा खनिज<br>(4) Irrigation and Flood Control 49687<br>सिंचाई तथा बाढ़ नियन्त्रण<br>(5) Transport 50647<br>परिवहन<br>(6) Other Economic Services 118590<br>अन्य आर्थिक सेवायें<br><b>V. Grants-in-Aid and Contribution 1853</b><br>सहायता अनुदान तथा अंशदान |                  |  |
| <b>II. Non-Tax Revenue--</b><br>कर-भिन्न राजस्व<br>(1) Debt Services 27936<br>ऋण सेवायें<br>(2) General Services 55472<br>सामान्य सेवायें<br>(3) Social Services 15638<br>सामाजिक सेवायें<br>(4) Economic Services 63162<br>आर्थिक सेवायें<br>(5) GIA from the Govt. of India 65418<br>भारत सरकार से सहायता अनुदान<br>(6) Other Non Tax Receipts 487<br>अन्य कर-भिन्न प्राप्तियाँ<br><b>Total जोड़ 228113</b> | <b>Total जोड़ 899746</b>   |                  |  |
| <b>Grand Total कुल जोड़ 795926</b>  | <b>Total जोड़ 899746</b>   |                  |  |

# DEFICIT TRENDS



◆ REVENUE DEFICIT    ■ FISCAL DEFICIT



# Deficit as a Percentage of GSDP



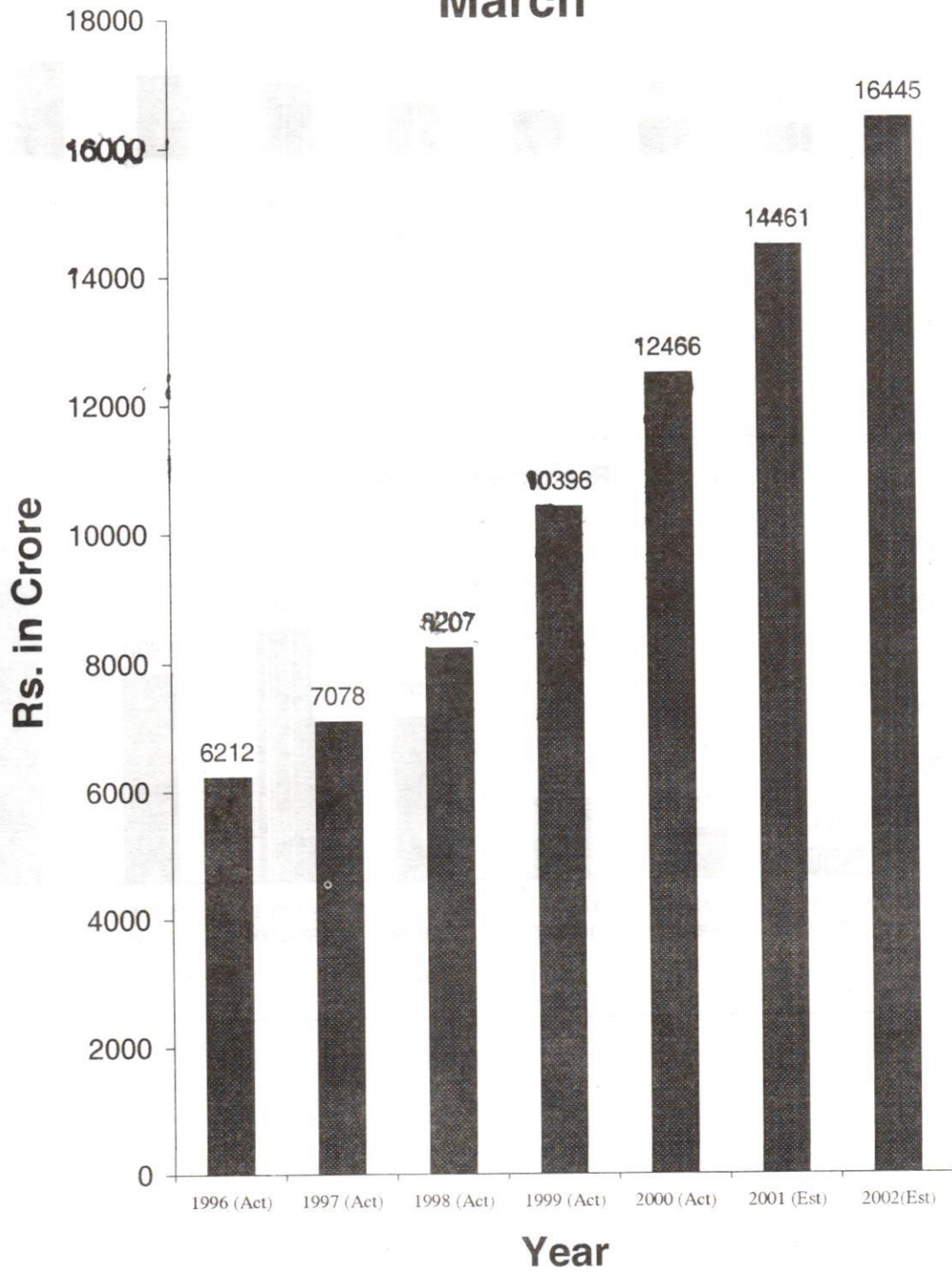
◆ Revenue Deficit/GSDP    ■ Fiscal Deficit/GSDP



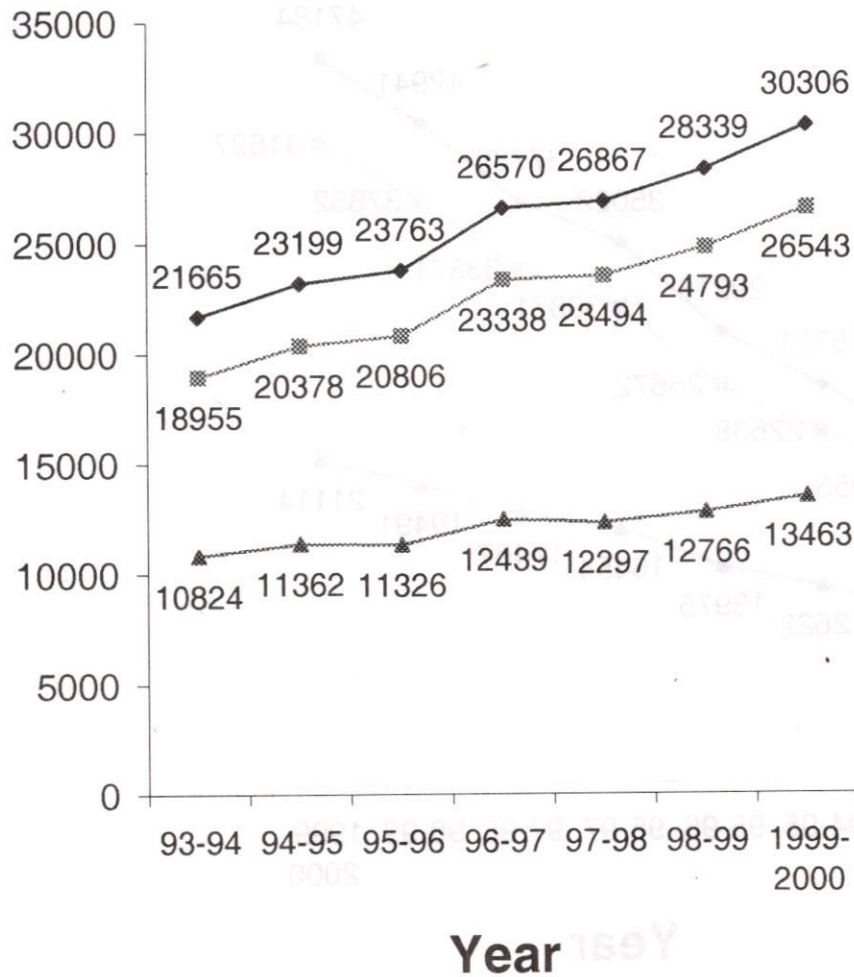
# Debt Servicing and Loan Repayment



## Debt Position of State as on 31st March



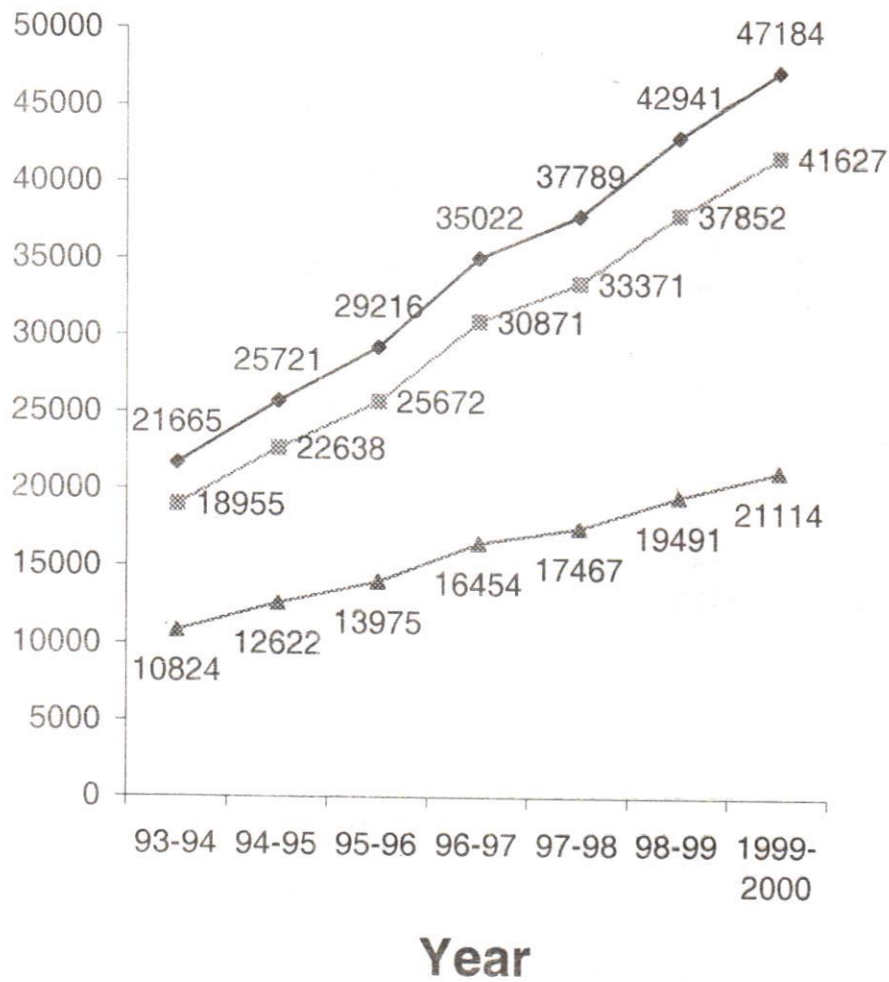
## Haryana State Income and Per Capita Income at Constant (93-94) Prices



◆ GSDP (Crores)    ■ NSDP (Crores)  
▲ PCI (Rs.)

Note: 97-98 & 98-99 figures are provisional estimates  
1999-2000 figures are quick estimates

## Haryana State Income and Per Capita Income at Current Prices



Note: 97-98 & 98-99 figures are provisional estimates  
1999-2000 figures are quick estimates

हरियाणा की समामेलित निधि से खर्च  
EXPENDITURE FROM CONSOLIDATED FUND OF HARYANA

(मुख्य आवंटन)  
(MAJOR ALLOCATIONS)

(रुपये करोड़ों में) (Rs. in Crores)

| विभाग<br>Department   | 1995-96<br>वास्तविक<br>Actuals | 1996-97<br>वास्तविक<br>Actuals | 1997-98<br>वास्तविक<br>Actuals | 1998-99<br>वास्तविक<br>Actuals | 1999-2000<br>वास्तविक<br>Actuals | 2000-2001<br>संगो. अनु.<br>RE | 2001-2002<br>ब. अनु.<br>BE |
|---|--------------------------------|--------------------------------|--------------------------------|--------------------------------|----------------------------------|-------------------------------|----------------------------|
| 1. Irrigation<br>सिंचाई   | 404.12                         | 486.99                         | 553.88                         | 601.96                         | 599.46                           | 621.33                        | 731.97                     |
| 2. Power<br>बिजली   | 534.38                         | 940.11                         | 997.69                         | 1265.60                        | 859.61                           | 1019.71                       | 1287.11                    |
| 3. Edu., Tech. Edu.,<br>Sports, Art & Culture<br>शिक्षा, तकनीकी शिक्षा,<br>खेलकूद, कला तथा संस्कृति                 | 662.50                         | 758.05                         | 867.52                         | 1244.03                        | 1303.46                          | 1420.24                       | 1532.49                    |
| 4. Health & Family Welfare<br>स्वास्थ्य तथा परिवार कल्याण   | 166.69                         | 192.33                         | 232.53                         | 307.97                         | 293.95                           | 342.99                        | 371.88                     |
| 5. Social Welfare, Nutrition,<br>Welfare of SC & BC<br>समाज कल्याण, पोषाहार,<br>अनु. जातियों व पि. वर्गों का कल्याण | 205.36                         | 229.87                         | 227.43                         | 239.88                         | 319.33                           | 461.14                        | 473.44                     |
| 6. Agri. & Allied Services<br>कृषि एवं सम्बद्ध सेवाएँ   | 157.75                         | 218.09                         | 261.45                         | 472.09                         | 317.05                           | 772.92                        | 539.90                     |
| 7. Public Works<br>लोक निर्माण  | 154.76                         | 163.26                         | 171.19                         | 247.25                         | 179.07                           | 172.03                        | 194.28                     |
| 8. Rural Dev. Programme<br>ग्रामीण विकास कार्यक्रम  | 54.45                          | 58.05                          | 66.00                          | 62.97                          | 120.50                           | 135.81                        | 126.86                     |

## NINTH FIVE YEAR PLAN AND ANNUAL PLAN 2001-2002

(Rs. in lakhs)

| Head/Sub-Head of Development   | Ninth Five                          | 1997-98        | 1998-99        | 1999-2000      | 2000-2001       | 2000-2001      | 2001-2002       |
|--|-------------------------------------|----------------|----------------|----------------|-----------------|----------------|-----------------|
|  | Year Plan                           | Actuals        | Actuals        | Actuals        | Proposed        | Revised        | Proposed        |
|  | 1997-2002<br><u>Approved Outlay</u> |                |                |                | Outlay          | Outlay         | Outlay          |
| 1  | 2                                   | 3              | 4              | 5              | 6               | 7              | 8               |
| <b>I. Agriculture and Allied Services--</b>  |                                     |                |                |                |                 |                |                 |
| 1 Agriculture Reasearch and Education (HAU)  | 4650.00                             | 689.84         | 778.81         | 1112.77        | 1060.65         | 960.00         | 1070.00         |
| 2 Crop Husbandry   | 7050.00                             | 468.64         | 534.83         | 478.14         | 694.00          | 600.00         | 635.00          |
| 3 Soil and Water Conservation  |                                     |                |                |                |                 |                |                 |
| (I) Agriculture Department   | 10000.00                            | 1635.35        | 1076.15        | 1071.12        | 2394.00         | 1980.00        | 2992.00         |
| (ii) Forest Department   | 845.00                              | 115.02         | 150.87         | 100.00         | 120.00          | 100.00         | 110.00          |
| 4 Animal Husbandry   | 5600.00                             | 760.68         | 1216.58        | 1290.41        | 1576.18         | 1600.00        | 1695.21         |
| 5 Dairy Development  | 520.00                              | 79.64          | 81.21          | 71.41          | 80.00           | 80.00          | 88.00           |
| 6 Fisheries  | 2165.00                             | 305.13         | 380.76         | 427.76         | 584.07          | 480.00         | 360.00          |
| 7 Forests  | 26650.00                            | 3058.47        | 3333.45        | 3221.27        | 3200.00         | 2900.00        | 3040.00         |
| 8 Wild Life Preservation   | 600.00                              | 66.90          | 78.96          | 59.68          | 80.00           | 60.00          | 80.00           |
| 9 Agricultural Financial Institutions  | 500.00                              | 847.46         |                |                | 100.00          | 704.84         | 300.00          |
| 10 Marketing and Storage Warehousing   | 25.00                               | 23.87          | 27.59          | 30.60          | 30.00           | 30.00          | 35.00           |
| 11 Horticulture  | 2406.00                             | 73.58          | 130.35         | 188.43         | 661.10          | 370.00         | 316.79          |
| <b>Total- I</b>  | <b>61011.00</b>                     | <b>8124.58</b> | <b>7789.56</b> | <b>8051.59</b> | <b>10580.00</b> | <b>9864.84</b> | <b>10722.00</b> |
| <b>II Rural Development--</b>  |                                     |                |                |                |                 |                |                 |
| I Swaran Jayanti Gram Swarozgar Yojna  | ----                                | ----           | ----           | 490.85         | 385.00          | 655.00         | 300.00          |
| ii Desert Development Programme  | 490.00                              | ----           | ----           | 55.82          | 125.00          | 217.00         | 130.00          |
| iii DRDA Admn. Rural Development   | ----                                | ----           | ----           | ----           | 200.00          | 258.00         | 250.00          |
| iv Jawahar Gramin Samirdhi Yojna   | ----                                | ----           | ----           | 1096.83        | 690.00          | 912.00         | 675.00          |
| v Indra Awas yojna   | ----                                | ----           | ----           | ----           | 400.00          | 635.00         | 425.00          |
| vi Credit cum subsidy scheme for R. Housing  | ----                                | ----           | ----           | ----           | 25.00           | 25.00          | 28.30           |
| vii Monitoring Cell  | ----                                | ----           | ----           | ----           | 15.00           | 15.00          | 15.00           |
| viii JGSY Staff.   | ----                                | ----           | ----           | ----           | 325.00          | 325.00         | 305.00          |
| ix DW CRA Staff.   | ----                                | ----           | ----           | ----           | 60.00           | 60.00          | 70.00           |
| 1 Integrated Rural Development Programme (IRDP)  | 5805.00                             | 554.27         | 812.25         | ----           | ----            | ----           | ----            |
| 2 Jawhar Rozgar Yojna/National Rural Employment Programme (NREP)                                     | 6255.00                             | 782.82         | 1301.11        | ----           | ----            | ----           | ----            |
| 3 Drought Prone Area Programme   | --                                  | 40.31          | 71.55          | ----           | ----            | ----           | ----            |
| 4 Employment Assurance Scheme  | 9250.00                             | 581.24         | 548.98         | 1083.77        | 775.00          | 797.00         | 600.00          |
| 5 National Wasteland Development Project for Rainfed Areas (IWDP)                                    | ----                                | ----           | ----           | ----           | ----            | ----           | ----            |
| 7 Other Programmes--   |                                     |                |                |                |                 |                |                 |
| (I) Financial Assistance to Assignees of land Declared Surplus as a Result of Imposition of Ceiling. | 10.00                               | ----           | ----           | ----           | ----            | ----           | ----            |
| ii) PMGY (Gramin Awas)   | ----                                | ----           | ----           | ----           | ----            | 251.70         | 251.70          |
| iii) Rural Roads   | ----                                | ----           | ----           | ----           | ----            | 2000.00        | 2000.00         |
| 8 Other Rural Development Programme--  |                                     |                |                |                |                 |                |                 |
| (I) Community Development  | 1700.00                             | 60.00          | 129.00         | 100.00         | 150.00          | 100.00         | 110.00          |
| (ii) Panchayats  | 13500.00                            | 1633.10        | 86.00          | 5751.92        | 180.00          | 3092.00        | 3050.00         |

## NINTH FIVE YEAR PLAN AND ANNUAL PLAN 2001-2002

(Rs. in lakhs)

| Head/Sub-Head of Development          | Ninth Five<br>Year Plan<br>1997-2002<br>Approved Outlay | 1997-98<br>Actuals | 1998-99<br>Actuals | 1999-2000<br>Actuals | 2000-2001<br>Proposed<br>Outlay | 2000-2001<br>Revised<br>Outlay | 2001-2002<br>Proposed<br>Outlay |
|---------------------------------------|---|--------------------|--------------------|----------------------|---------------------------------|--------------------------------|---------------------------------|
| 1                                     | 2   | 3                  | 4                  | 5                    | 6                               | 7                              | 8                               |
| <b>9 Land Reforms--</b>               |   |                    |                    |                      |                                 |                                |                                 |
| (i) Land Records                      | 550.00  | 50.00              | 33.44              | 19.71                | 30.00                           | 30.00                          | 33.00                           |
| (ii) Consolidation of Holdings        | 163.00  | 33.54              | 56.22              | 68.83                | 50.00                           | 50.00                          | 60.00                           |
| <b>Total--II</b>                      | <b>37723.00</b>   | <b>3735.28</b>     | <b>3038.55</b>     | <b>8667.73</b>       | <b>3410.00</b>                  | <b>9422.70</b>                 | <b>8303.00</b>                  |
| <b>III Special Area Programme</b>     |   |                    |                    |                      |                                 |                                |                                 |
| 1 Mewat Area Development Board        | 7561.00   | 195.00             | 915.04             | 582.19               | 1700.00                         | 1700.00                        | 1750.00                         |
| 2 Shivalik Development Board          | 3130.00   | 420.00             | 448.60             | 170.74               | 400.00                          | 500.00                         | 400.00                          |
| <b>Total--III</b>                     | <b>10691.00</b>   | <b>615.00</b>      | <b>1363.64</b>     | <b>752.93</b>        | <b>2100.00</b>                  | <b>2200.00</b>                 | <b>2150.00</b>                  |
| <b>IV Co-operation</b>                | <b>9067.00</b>  | <b>2436.00</b>     | <b>193.80</b>      | <b>940.48</b>        | <b>600.00</b>                   | <b>500.00</b>                  | <b>550.00</b>                   |
| <b>V Irrigation and Flood Control</b> |   |                    |                    |                      |                                 |                                |                                 |
| 1 Major and Medium Irrigation         | 171000.00   | 22345.73           | 23126.69           | 24499.52             | 42042.00                        | 21101.00                       | 28710.00                        |
| <b>2 Minor Irrigation--</b>           |   |                    |                    |                      |                                 |                                |                                 |
| (i) Agriculture Department            | 200.00  | ----               | ----               | ----                 | ----                            | ----                           | ----                            |
| (ii) Irrigation Department            | ----  | ----               | ----               | ----                 | ----                            | ----                           | ----                            |
| (iii) M.I.T.C.                        | 21247.00  | 2585.60            | 3946.40            | 4513.55              | 5800.00                         | 6800.00                        | 5000.00                         |
| (iv) C.A.D.A.                         | 8500.00   | 1214.03            | 898.62             | 1195.79              | 800.00                          | 800.00                         | 1000.00                         |
| (v) Flood Control                     | 7527.00   | 1200.00            | 2736.21            | 2770.56              | 2000.00                         | 2000.00                        | 2000.00                         |
| <b>Total--V</b>                       | <b>208474.00</b>  | <b>27345.36</b>    | <b>30707.92</b>    | <b>32979.42</b>      | <b>50642.00</b>                 | <b>30701.00</b>                | <b>36710.00</b>                 |
| <b>VI Power (H.S.E.B.)</b>            | <b>330000.00</b>  | <b>28740.00</b>    | <b>43000.00</b>    | <b>43542.00</b>      | <b>62613.00</b>                 | <b>37400.00</b>                | <b>48500.00</b>                 |
| <b>VII Industries and Minerals</b>    |   |                    |                    |                      |                                 |                                |                                 |
| 1 Village and Small Industries        | 13934.60  | 7160.55            | 7485.20            | 8473.65              | 3000.00                         | 800.00                         | 880.00                          |
| 2 Large and Medium Industries         | 2070.40   | 412.17             | 186.46             | 65.15                | 400.00                          | 70.00                          | 175.00                          |
| 3 Mines and Minerals                  | 150.00  | 6.00               | 9.00               | 8.70                 | 10.00                           | 10.00                          | 11.00                           |
| 4 Weight and Measures                 | 78.00   | 14.74              | 24.25              | 23.48                | 30.00                           | 30.00                          | 30.00                           |
| 5 Electronics                         | 1872.00   | 281.15             | 283.85             | 329.56               | 300.00                          | 300.00                         | 250.00                          |
| 6 Information & Technology            | ....  | ....               | ....               | ....                 | ....                            | 800.00                         | ....                            |
| <b>Total--VII</b>                     | <b>18105.00</b>   | <b>7874.61</b>     | <b>7988.76</b>     | <b>8900.54</b>       | <b>3740.00</b>                  | <b>2010.00</b>                 | <b>1346.00</b>                  |
| <b>VIII Transport</b>                 |   |                    |                    |                      |                                 |                                |                                 |
| 1 Civil Aviation                      | 650.00  | 18.88              | 9.00               | 10.00                | 20.00                           | 20.00                          | 20.00                           |
| 2 Roads and Bridges                   | 113000.00   | 1815.61            | 2031.86            | 2781.77              | 45900.00                        | 12000.00                       | 27735.00                        |
| 3 Road Transport                      | 24688.00  | 5449.00            | 4187.18            | 3406.86              | 4000.00                         | 4000.00                        | 4500.00                         |
| 4 Tourism                             | 2415.00   | 402.90             | 352.40             | 200.00               | 350.00                          | 200.00                         | 220.00                          |
| <b>Total--VIII</b>                    | <b>140753.00</b>  | <b>7686.39</b>     | <b>6580.44</b>     | <b>6398.63</b>       | <b>50270.00</b>                 | <b>16220.00</b>                | <b>32475.00</b>                 |

## NINTH FIVE YEAR PLAN AND ANNUAL PLAN 2001-2002

(Rs. in lakhs)

| Head/Sub-Head of Development                        | Ninth Five<br>Year Plan<br>1997-2002<br><u>Approved Outlay</u> | 1997-98<br>Actuals | 1998-99<br>Actuals | 1999-2000<br>Actuals | 2000-2001<br>Proposed<br>Outlay | 2000-2001<br>Revised<br>Outlay | 2001-2002<br>Proposed<br>Outlay |
|---|--|--------------------|--------------------|----------------------|---------------------------------|--------------------------------|---------------------------------|
| 1   | 2  | 3                  | 4                  | 5                    | 6                               | 7                              | 8                               |
| <b>IX Science &amp; Technology and Environment</b>  |  |                    |                    |                      |                                 |                                |                                 |
| 1 Science & Technology Programme                    | 800.00   | 72.39              | 80.75              | 88.64                | 180.00                          | 150.00                         | 150.00                          |
| 2 Intregated Rural Energy Programme                 | 1230.00  | 17.21              | 68.25              | 95.64                | 100.00                          | 100.00                         | 120.00                          |
| 3 Non-Conventional Sources of Energy                | 500.00   | 35.44              | 50.00              | 59.28                | 60.00                           | 60.00                          | 75.00                           |
| 4 Environmental Programme                           | 700.00   | 60.70              | 65.46              | 42.61                | 100.00                          | 50.00                          | 60.00                           |
| <b>Total-IX</b>                                     | <b>3230.00</b>   | <b>185.74</b>      | <b>264.46</b>      | <b>286.17</b>        | <b>440.00</b>                   | <b>360.00</b>                  | <b>405.00</b>                   |
| <b>X Social Services</b>                            |  |                    |                    |                      |                                 |                                |                                 |
| 1 Education--                                       |  |                    |                    |                      |                                 |                                |                                 |
| (i) General Education                               | 97886.78   | 8007.58            | 12647.00           |                      | 12400.00                        |                                |                                 |
| a) Primary Education                                | ...  | ...                | ...                | 3368.26              |                                 | 3956.00                        | 4200.00                         |
| b) Secondary Education                              | ...  | ...                | ...                | 7973.61              |                                 | 9986.07                        | 9200.00                         |
| c) Higher Education                                 | ...  | ...                | ...                | 1137.35              |                                 | 1143.45                        | 1200.00                         |
| (ii) Art and Culture                                | 1000.00  | 42.88              | 54.32              | 54.18                | 100.00                          | 300.00                         | 250.00                          |
| 2 Technical Education                               | 12848.00   | 2459.95            | 3708.48            | 7042.32              | 1800.00                         | 2100.00                        | 2300.00                         |
| 3 Sports  | 2175.00  | 327.64             | 383.20             | 244.67               | 350.00                          | 300.00                         | 400.00                          |
| 4 Medical and Health--                              |  |                    |                    |                      |                                 |                                |                                 |
| (i) Medical Education                               | 4774.00  | 812.08             | 810.14             | 1090.25              | 1400.00                         | 1900.00                        | 2000.00                         |
| (ii) Health Services                                | 37000.00   | 3571.00            | 3156.79            | 2497.69              | 3600.00                         | 3458.00                        | 4000.00                         |
| (iii) Ayurveda                                      | 1500.00  | 109.93             | 159.00             | 164.62               | 250.00                          | 200.00                         | 250.00                          |
| (iv) Employees State Insurance                      | 500.00   | 31.39              | 68.60              | 66.20                | 90.00                           | 90.00                          | 95.00                           |
| 5 Water Supply and Sanitation<br>(Public Health)    | 42500.00   | 5595.44            | 5341.90            | 4700.00              | 5800.00                         | 6750.00                        | 6500.00                         |
| 6 Housing<br>(incl. Police Housing)                 | 20000.00   | 3310.00            | 2800.00            | 1535.11              | 2200.00                         | 2228.00                        | 1600.00                         |
| 7 Urban Development--                               |  |                    |                    |                      |                                 |                                |                                 |
| (i) Financial Assitance to Local<br>Bodies.         | ----   | ----               | ----               | ----                 | ----                            | ----                           | ----                            |
| (ii) Environmental Improvement<br>of Urban Slums    | 5630.00  | 1718.75            | 2301.33            | 1643.21              | 1800.00                         | 2000.00                        | 2200.00                         |
| (iii) General Grant-in-Aid                          | ----   | ----               | ----               | ----                 | ----                            | ----                           | ----                            |
| (iv) Nehru Rozgar Yojna<br>PM's IUPEP               | 1700.00  | 112.12             | 55.14              |                      | 80.00                           | 80.00                          | ----                            |
| (v) National Capital Region (NCR)                   | 5500.00  | ----               | 428.79             | 599.37               | 1.00                            | 1.00                           | 1.00                            |
| 8 Information & Publicity                           | 1240.00  | 155.48             | 162.08             | 130.94               | 170.00                          | 200.94                         | 175.00                          |
| 9 Labour & Labour Welfare                           | 169.22   | 4.80               | 10.34              | 9.80                 | 15.00                           | 15.00                          | 15.00                           |
| 10 Employment Exchange                              | 150.00   | 27.02              | 22.60              | 19.59                | 25.00                           | 25.00                          | 28.00                           |
| 11 Welfare Of S.C./S.T. & Other<br>Backward classes | 10000.00   | 699.23             | 535.55             | 551.31               | 800.00                          | 670.00                         | 700.00                          |
| 12 Swarn Jayanti Sahri Rojgar Yojna                 | ...  | ...                | ...                | 28.96                | ----                            | ----                           | 50.00                           |



## NINTH FIVE YEAR PLAN AND ANNUAL PLAN 2001-2002

(Rs. in lakhs)

| Head/Sub-Head of Development                              | Ninth Five<br>Year Plan<br>1997-2002<br><u>Approved Outlay</u> | 1997-98<br>Actuals | 1998-99<br>Actuals | 1999-2000<br>Actuals | 2000-2001<br>Proposed<br>Outlay | 2000-2001<br>Revised<br>Outlay | 2001-2002<br>Proposed<br>Outlay |
|---|--|--------------------|--------------------|----------------------|---------------------------------|--------------------------------|---------------------------------|
| 1   | 2  | 3                  | 4                  | 5                    | 6                               | 7                              | 8                               |
| 13 Social Defence and Security                            | 64823.00   | 10691.59           | 11177.98           | 16616.79             | 30500.00                        | 29900.00                       | 30232.00                        |
| 14 Women and Child Development                            | 11500.00   | 1972.96            | 1823.50            | 2317.98              | 2094.00                         | 1594.00                        | 2220.00                         |
| 15 Nutrition  | 3125.00  | 495.33             | 525.65             | 495.81               | 450.00                          | 350.00                         | 450.00                          |
| 16 Industrial Training                                    | 5299.00  | 1314.20            | 2023.61            | 1653.35              | 1800.00                         | 1824.00                        | 2000.00                         |
| 17 H.I.P.A.   | 264.00   | 43.00              |                    | 47.00                | 20.00                           | 20.00                          | 10.00                           |
| <b>Total--X</b>   | <b>329584.00</b>   | <b>41502.37</b>    | <b>48196.00</b>    | <b>53988.37</b>      | <b>65745.00</b>                 | <b>69091.46</b>                | <b>70076.00</b>                 |
| <b>XI General Economic Services</b>                       |  |                    |                    |                      |                                 |                                |                                 |
| 1 Secretariat Economic Services                           | 163.00   | 5.88               | 8.86               | 18.80                | 20.00                           | 20.00                          | 20.00                           |
| 2 Census Survey and Statistics                            | 200.00   | 7.06               | 1.28               | 0.25                 | 10.00                           | 10.00                          | 10.00                           |
| <b>Total--XI</b>  | <b>363.00</b>  | <b>12.94</b>       | <b>10.14</b>       | <b>19.05</b>         | <b>30.00</b>                    | <b>30.00</b>                   | <b>30.00</b>                    |
| <b>XII General Services</b>                               |  |                    |                    |                      |                                 |                                |                                 |
| 1 Printing and Stationary                                 | 1000.00  | 21.83              | 24.14              | 31.60                | 30.00                           | 250.00                         | 33.00                           |
| 2 Public Works (General<br>Administration)                | 4299.00  | 1196.00            | 1733.95            | 1740.59              | 1800.00                         | 2450.00                        | 2700.00                         |
| <b>Total--XII</b>   | <b>5299.00</b>   | <b>1217.83</b>     | <b>1758.09</b>     | <b>1772.19</b>       | <b>1830.00</b>                  | <b>2700.00</b>                 | <b>2733.00</b>                  |
| <b>XIII Decentralised Planning</b><br>(District Planning) | 5700.00  | 550.00             | 1400.00            | 1000.00              | 1000.00                         | 1000.00                        | 1000.00                         |
| <b>Grand Total (I to XIII)</b>                            | <b>1160000.00</b>  | <b>130026.10</b>   | <b>152291.36</b>   | <b>167299.10</b>     | <b>253000.00</b>                | <b>181500.00</b>               | <b>215000.00</b>                |

हरियाणा बजट 2001-2002  
THE HARYANA BUDGET, 2001-2002

राजस्व, पूंजी तथा लोक लेखे  
REVENUE, CAPITAL AND PUBLIC ACCOUNT

(रुपये लाखों में) (Rs. in Lakhs)

| आय Income   |          | खर्च Expenditure   |          |
|---|----------|--|----------|
| (1) Opening Balance   |          |  |          |
| अथशेष   |          |  |          |
| (a) As per A.G.   | (-23671) |  |          |
| (क) महालेखाकार के अनुसार  |          |  |          |
| (b) As per R.B.I.   | (-23386) |  |          |
| (ख) भा.रि.बैं. के अनुसार  |          |  |          |
| (2) Revenue Receipts  | 795926   | (1) Revenue Expenditure  | 899746   |
| राजस्व प्राप्तियाँ  |          | राजस्व खर्च  |          |
|   |          | (2) Capital Expenditure  | 131380   |
|   |          | पूंजीगत खर्च   |          |
| (3) Loans (Recoveries)  | 5284     | (3) Loans (Advances)   | 22585    |
| ऋण (वसूलियाँ)   |          | ऋण(पेशगियाँ)   |          |
| (4) Public Debt (Receipts)  | 415953   | (4) Public Debt (Repayment)                                      | 279590   |
| लोक ऋण (प्राप्तियाँ)  |          | लोक ऋण (वसूलियाँ)  |          |
| (5) Deposits and Advances etc.,<br>Remittances and Unfunded<br>Debt | 1080405  | (5) Deposits and Advances etc.,<br>Remittances and Unfunded Debt | 969760   |
| जमा तथा पेशगियाँ आदि,<br>प्रेषण तथा अनिधिक ऋण                       |          | जमा तथा पेशगियाँ आदि,<br>प्रेषण तथा अनिधिक ऋण                    |          |
|   |          | (6) Inter-State Settlement                                       |          |
|   |          | अन्तर्राज्यीय निपटान   |          |
| (6) Total Receipts  | 2297568  | Total Expenditure  | 2303061  |
| कुल प्राप्तियाँ   |          | कुल खर्च   |          |
|   |          | (7) Closing Balance  |          |
|   |          | इतिशेष   |          |
|   |          | (8) (a) As per A.G.  | (-29164) |
|   |          | (क) महालेखाकार के अनुसार   |          |
|   |          | (b) As per R.B.I.  | (-28879) |
|   |          | (ख) भा.रि.बैं. के अनुसार   |          |
| Grand Total कुल जोड़  | 2273897  | Grand Total कुल जोड़   | 2273897  |