

**GOVERNMENT OF HARYANA**

**FINANCE DEPARTMENT**

**PROFILE OF  
STATE PUBLIC ENTERPRISES**

**FOR THE YEAR  
2016-17 & 2017-18**

**FINANCIAL & PHYSICAL STATUS OF  
STATE PUBLIC ENTERPRISES VIZ.  
CORPORATIONS/COMPANIES &  
COOPERATIVE INSTITUTIONS**

## **PREFACE**

State Public Sector Enterprises (SPSEs) are an important segment of the Government and are vital instruments of public policy to fulfill various socio-economic objectives. The Public Sector Enterprises play an important role in capital formation and generation of employment.

The State Profile of SPSEs contains data for 41 State Public Sector Enterprises for the financial years 2016-17 & 2017-18. Out of these, 22 PSEs are registered under the Companies Act, 1956 and 19 are registered under the Cooperative Societies Act, 1984.

Out of the operating 41 State Public Sector Enterprises, 25 have generated a cumulative net profit of Rs.1248.36 crore. The number of profit making PSEs has increased from 18 to 25 over the last four years. Cumulative loss of the PSEs has decreased by 27% in the current year from Rs.754.91 crore in the last financial year to Rs. 550.81 crore in the current financial year.

Apart from providing budgetary support in the form of share capital and grant-in-aid, the focus of the Government is to enhance the quality of services being rendered by these State Public Sector Enterprises.

This is the tenth such report which has been prepared by the Haryana Bureau of Public Sector Enterprises (HBPE). Suggestions are welcome for making the future issues of this report more informative and purposeful.

T.V.S.N.Prasad  
Additional Chief Secretary to Govt. Haryana,  
Finance Department.

<b>Sr. No</b>	<b>INDEX</b>	<b>Page Number</b>
	<b>Preface</b>	(i)
	<b><u>Analysis of the Profitability of PSEs over the last five years</u></b>	(iv)
	<b><u>Analysis of the Profitability of Corporation over the last five years</u></b>	(v)
	<b><u>Analysis of the Profitability of Cooperative over the last five years</u></b>	(vi)
	<b>Consolidated State Profile</b>	(vii)
	<b><u>Consolidated PSU profile under Companies Act</u></b>	(viii)
	<b><u>Consolidated PSU profile under Cooperative Act</u></b>	(ix)
	<b><u>Public Enterprises Registered under the Companies Act, 1956</u></b>	
1.	Haryana Agro Industries Corporation Limited	1-3
2.	Haryana Seeds Development Corporation Limited	4-6
3.	Haryana Land Reclamation & Development Corporation Limited	7-9
4.	Haryana State Warehousing Corporation	10-12
5.	Haryana Police Housing Corporation Limited	13-15
6.	Haryana Scheduled Castes Finance & Development Corporation Limited	16-18
7.	Haryana Backward Classes & Economically Weaker Sections Kalyan Nigam Limited	19-20
8.	Haryana Women Development Corporation Limited	21-23
9.	Haryana Forest Development Corporation Limited	24-26
10.	Haryana State Roads & Bridges Development Corporation Limited	27-29
11.	Haryana Financial Corporation Limited	30-32
12.	Haryana State Industrial and Infrastructure Development Corporation Limited	33-34
13.	Haryana Power Generation Corporation Limited	35-37
14.	Haryana Vidyut Prasaran Nigam Limited	38-40
15.	Uttar Haryana Bijli Vitran Nigam Limited	41-43
16.	Dakshin Haryana Bijli Vitran Nigam Limited	44-46
17.	Haryana Tourism Corporation Limited	47-49
18.	Haryana State Electronics Development Corporation Limited	50-52
19.	Haryana Roadways Engineering Corporation Limited	53-55

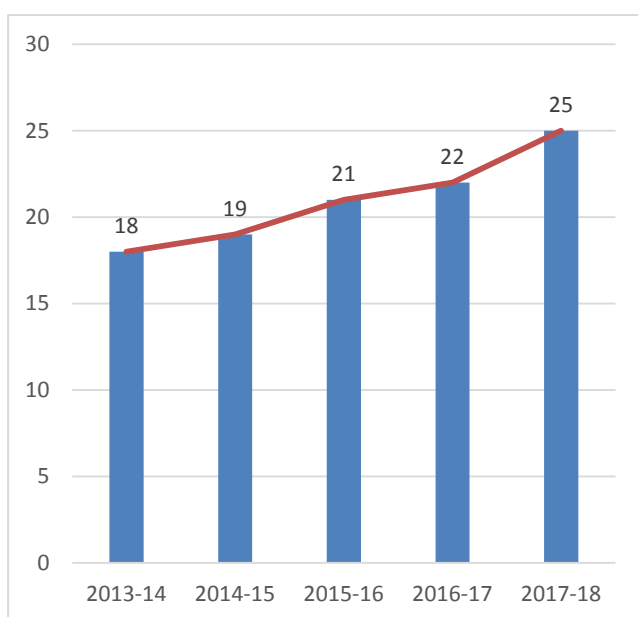
<b>Sr. No</b>	<b>INDEX</b>	<b>Page Number</b>
20.	Haryana State Medical Services Corporation limited	54-58
21.	Haryana Mass Rapid Transport Corporation Limited	59-60
22.	Gurgaon Technology Park Limited	61-63
<b>Public Enterprises Registered under the Cooperative Societies Act, 1984</b>		
23.	Haryana State Cooperative Supply & Marketing Federation Limited (HAFED)	64-66
24.	The Panipat Cooperative Sugar Mills Ltd., Panipat	67-69
25.	The Karnal Cooperative Sugar Mills Ltd., Karnal	70-72
26.	The Kaithal Cooperative Sugar Mills Ltd., Kaithal	73-75
27.	The Sonipat Cooperative Sugar Mills Ltd., Sonipat	76-78
28.	The Shahabad Cooperative Sugar Mills Ltd., Shahabad	79-81
29.	The Meham Cooperative Sugar Mills Ltd., Meham.	82-84
30.	The Jind Cooperative Sugar Mills Ltd., Jind.	85-87
31.	The Palwal Cooperative Sugar Mills Ltd., Palwal.	88-90
32.	The Haryana Cooperative Sugar Mills Ltd., Rohtak	91-93
33.	Ch. Devi Lal Cooperative Sugar Mills Ltd., Gohana	94-96
34.	Haryana State Federation of Cooperative Sugar Mills Limited	97-98
35.	Haryana State Federation of Consumers Cooperative Wholesale Stores Limited (CONFED)	99-101
36.	Haryana State Cooperative Apex Bank Limited	102-104
37.	Haryana State Cooperative Agriculture & Rural Development Bank Limited	105-107
38.	Haryana State Cooperative Development Federation Limited (HARCOFED)	108-110
39.	Haryana Dairy Development Cooperative Federation Limited	111-113
40.	Haryana State Cooperative Labour & Construction Federation Limited	114-116
41.	Haryana State Cooperative Housing Federation Limited	117-119

**Analysis of the Profitability of PSEs over the last five years (2013-14 to 2017-18)**

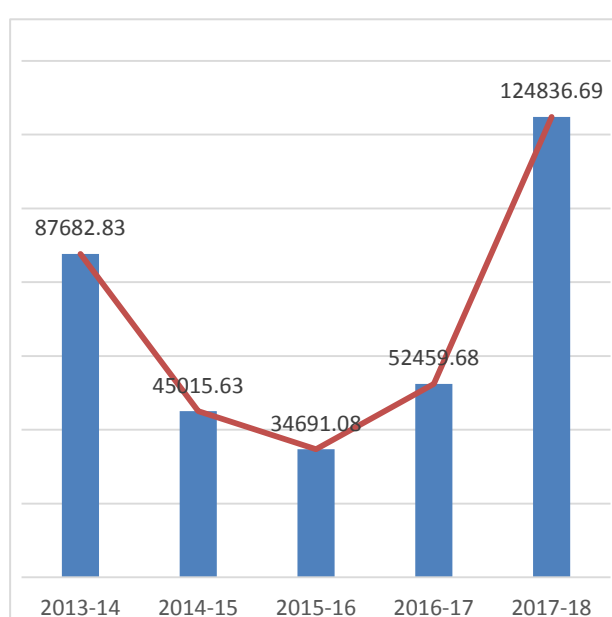
Analysis of the Profitability of P OLS over the last five years (2013-14 to 2017-18)										
	2013-14		2014-15		2015-16		2016-17		2017-18	
Corporation										
	Amount	Nos	Amount	Nos	Amount	Nos	Amount	Nos	Amount	Nos
Profit	80391.28	13	40954.29	13	28041.51	14	18729.98	14	111616.84	18
Loss	-380637.19	9	-221383.09	10	100314.61	8	-35395.62	8	-1988.63	4
Total	300245.91	22	-180428.80	23	-72273.10	22	-16665.64	22	109628.21	22
Cooperative										
Profit	7291.55	5	4061.34	6	6649.57	7	33729.70	8	13219.85	7
Loss	-43536.80	13	-67505.22	12	-39664.79	11	-40096.10	10	-53093.75	11
Total	-36245.25	18*	-63443.88	18	-33015.22	18	-6366.40	18*	-39873.90	*18

Following graph depicts total number of PSE's in profit from last five Financial Years i.e. 2013-14 to 2017-18. A growth in the number of PSE's in profit can be observed every year. FY 2017-18 witnessed highest number of PSEs in the last five years.

**Total number of PSE's in profit in last five Financial Years (2013-14 to 2017-18)**



**Profit of all PSE's in last five Financial Years (2013-14 to 2017-18)**



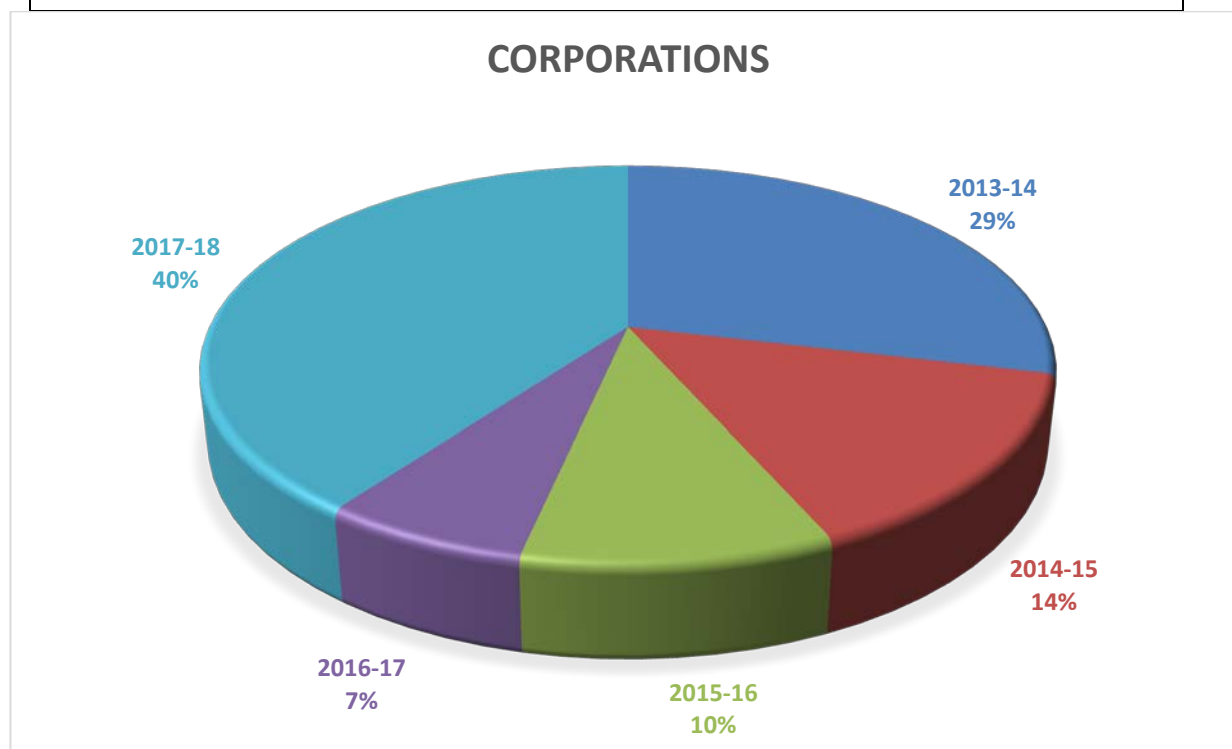
### Analysis of the Profitability of Corporations over the last five years (2013-14 to 2017-18)

(Rs. In Lakhs)

	2013-14		2014-15		2015-16		2016-17		2017-18	
Corporation	Amount	Nos	Amount	Nos	Amount	Nos	Amount	Nos	Amount	Nos
Profit	80391.28	13	40954.29	13	28041.51	14	18729.98	14	111616.84	18
Loss	-380637.19	9	221383.09	10	100314.61	8	-35395.62	8	-1988.63	4
Total	-300245.91	22	180428.80	23	-72273.10	22	-16665.64	22	109628.21	22

Graph shows profitability of the Corporations over the last five Financial Years i.e. 2013-14 to 2017-18. Clearly, the year 2017-18 has been the best performer out of all the five years. The profit in Financial year 2013-14 was Rs. 80391.28 Lakh (29% of total profit) whereas, the total profit is of the tune of Rs. 111616.84 Lakh in the Financial Year 2017-18.

### Total number of Corporations in Profit in last five Financial Years (2013-14 to 2017-18)



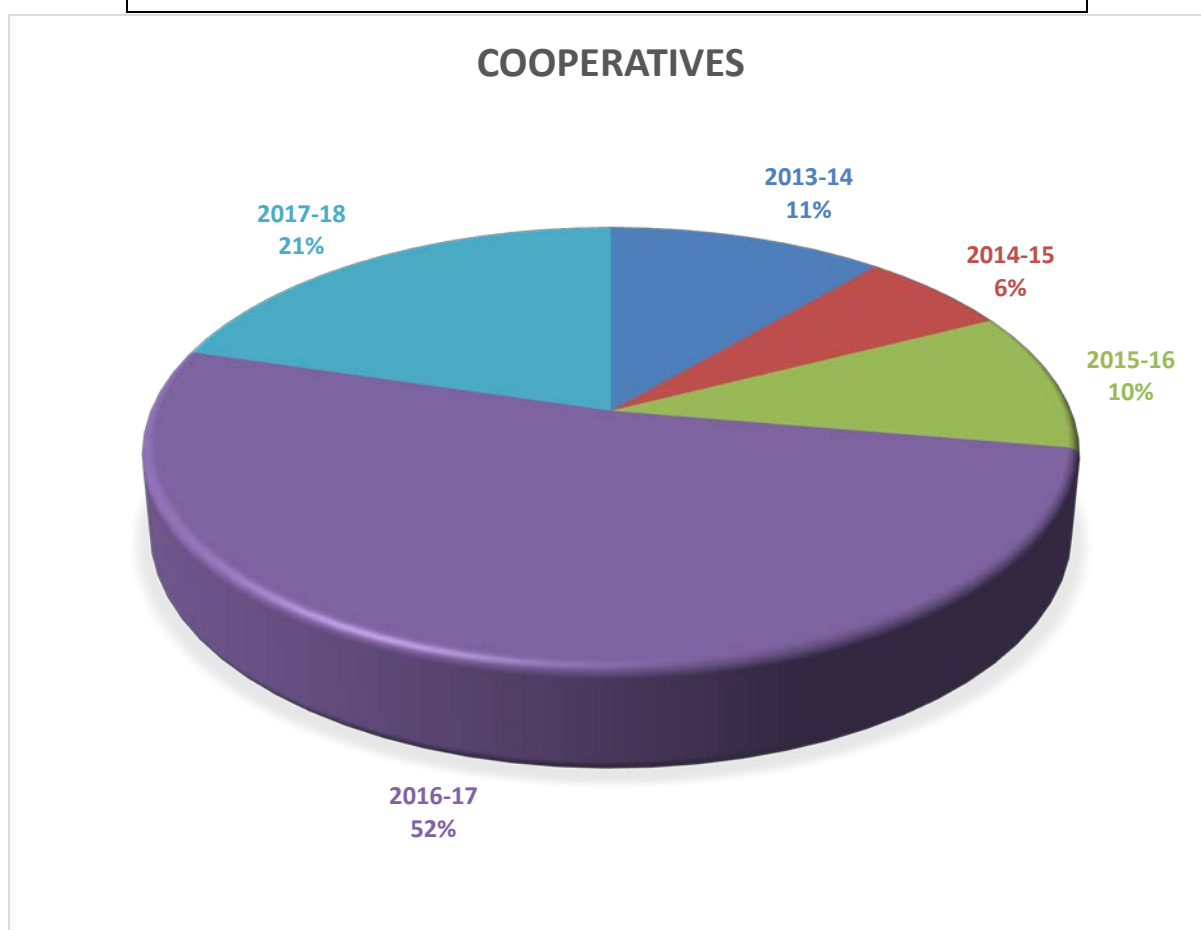
### Analysis of the Profitability of Cooperatives over the last five years (2013-14 to 2017-18)

(Rs. In Lakhs)

	2013-14		2014-15		2015-16		2016-17		2017-18	
	Amount	Nos	Amount	Nos	Amount	Nos	Amount	Nos	Amount	Nos
Profit	7291.55	5	4061.34	6	6649.57	7	33729.70	8	13219.85	7
Loss	-43536.80	13	-67505.22	12	-39664.79	11	-40096.10	10	-53093.75	11
Total	-36245.25	18*	-63443.88	18	-33015.22	18	-6366.40	18*	-39873.90	*18

Graph shows profitability of various Cooperatives over the last five Financial Years i.e. 2013-14 to 2017-18. The profit in Financial year 2013-14 was Rs. 7291.55 Lakh (11%), whereas, the total profit is Rs. 13219.85 Lakh in the Financial Year 2017-18. The profits have almost doubled. However, out of 19 co-operatives, one co-operative is running on no profit-no loss basis.

Total number of Cooperatives in Profit in last five Financial Years (2013-14 to 2017-18)



Consolidated profile for all 41 Enterprises				
Financial and Manpower data for the years 2016-17 & 2017-18				
Sr. No.	Particulars		Rs. in Lakh	
			2016-17	2017-18
1	Authorised Capital		2293624.61	3294297.53
2	Paid up share capital			
	2.1	Central Govt.	4038.50	4134.50
	2.2	State Govt.	1118805.01	1472776.52
	2.3	Others	130249.86	100638.64
		Total	1253093.37	1577549.66
3	Reserves & Surplus		-1534802.08	-1397730.74
4	Loans			
	4.1	Central Govt. Loan	6549.44	5320.64
	4.2	State Govt. Loan	1779333.79	1276244.16
	4.3	Others	2348969.45	2467999.27
	4.4	Working Capital	1571716.90	1248196.91
		Total	5706569.58	4997760.98
5	Grant-in-aid		591092.44	667417.70
6	Current Assets, Loan & Advances		5060296.50	5337163.09
7	Current Liabilities & Provisions		4968802.84	5509453.66
8	Net Working Capital		91493.66	-172290.57
9	Turnover/Revenue			
	9.1	from Govt. assigned activities	968896.71	1090121.11
	9.2	from other core activities	1731735.36	3373060.62
	9.3	From miscellaneous activities	32932.12	36750.35
		Total	2733564.19	4499932.08
10	Profit / Loss (PAIT)			
	10.1	from Govt. assigned activities	-17668.15	45166.37
	10.2	from other core activities	-1843.10	24395.14
	10.3	From miscellaneous activities	158.44	192.80
		Total	-19352.81	69754.31
11	Accumulated P/L		-2991269.27	-2841362.31
12	Dividend paid during the year		1616.81	851.00
13	Status of Accounts (Audited upto the year)		-	-
14	Manpower			
	14.1	Sanctioned posts (Nos.)	68747	67625
	14.2	Filled up posts (Nos.)	0	0
	1	No. of Group A employees	1387	1389
	2	No. of Group B employees	1292	1336
	3	No. of Group C employees	25982	24506
	4	No. of Group D employees	7197	6622
	A	Total (Regular posts 14.2(1) to 14.2(4))	35858	33853
	5	No. of Adhoc employees	206	197
	6	No. of contingency paid employees	634	606
	7	No. of work charged employees	0	1
	8	No. of contract employees	16811	17198
	B	Total (other than regular posts 14.2(5) to 14.2(8))	17651	18002
	C	Grand total (A+B)	53277	51675
	14.3	Actual expenditure (including DC)	402860.21	467516.61
Notes:- DC means Diminishing Cadre				

<b>Consolidated Statement of Corporation</b>				
<b>Financial data for the years 2016-17 &amp; 2017-18</b>				
Sr. No.	Particulars		Rs. in Lakh	
			2016-17	2017-18
1	Authorised Capital		2191520.00	3192020.00
2	Paid up share capital			
	2.1	Central Govt.	2816.50	2912.50
	2.2	State Govt.	1074819.73	1427269.63
	2.3	Others	101414.40	71095.55
		Total	1179050.63	1501277.68
3	Reserves & Surplus		-1792424.56	-1680412.96
4	Loans			
	4.1	Central Govt. Loan	355.20	340.40
	4.2	State Govt. Loan	1576704.23	1041567.99
	4.3	Others	1701456.09	1713596.92
	4.4	Working Capital	1189970.93	852422.59
		Total	4468486.45	3607927.90
5	Grant-in-aid		590642.44	656917.70
6	Current Assets, Loan & Advances		3575018.53	3783306.18
7	Current Liabilities & Provisions		3626630.88	4068222.42
8	Net Working Capital		-51612.35	-284916.24
9	Turnover/Revenue			
	9.1	from Govt. assigned activities	879286.51	1015079.08
	9.2	from other core activities	679480.33	2244620.11
	9.3	From miscellaneous activities	32795.95	36463.70
		Total	1591562.79	3296162.89
10	Profit / Loss (PAIT)			
	10.1	from Govt. assigned activities	-27147.07	65514.46
	10.2	from other core activities	14002.23	43920.95
	10.3	From miscellaneous activities	158.44	192.80
		Total	-12986.40	109628.21
11	Accumulated P/L		-2844675.95	-2737591.33
12	Dividend paid during the year		616.81	845.38
13	Status of Accounts (Audited upto the year)			
14	Manpower			
	14.1	Sanctioned posts (Nos.)	58372	57848
	14.2	Filled up posts (Nos.)		
	1	No. of Group A employees	1250	1236
	2	No. of Group B employees	1063	1139
	3	No. of Group C employees	22196	20970
	4	No. of Group D employees	3462	3117
	A	Total (Regular posts 14.2(1) to 14.2(4))	27971	26462
	5	No. of Adhoc employees	1	1
	6	No. of contingency paid employees	301	366
	7	No. of work charged employees	0	1
	8	No. of contract employees	14259	14600
	B	Total (other than regular posts 14.2(5) to 14.2(8))	14561	14968
	C	Grand total (A+B)	42812	41639
	14.3	Actual expenditure (including DC)	365055.12	428612.22
Notes:- DC means Diminishing Cadre				

Consolidated Statement of Cooperatives				
Financial data for the years 2016-17 & 2017-18				
Sr. No.	Particulars		Rs. in Lakh	
			2016-17	2017-18
1	Authorised Capital		102104.61	102277.53
2	Paid up share capital			
	2.1	Central Govt.	1222.00	1222.00
	2.2	State Govt.	43985.28	45506.89
	2.3	Others	28835.46	29543.09
		Total	74042.74	76271.98
3	Reserves & Surplus		257622.48	282682.22
4	Loans			
	4.1	Central Govt. Loan	6194.24	4980.24
	4.2	State Govt. Loan	202629.56	234676.17
	4.3	Others	647513.36	754402.35
	4.4	Working Capital	381745.97	395774.32
		Total	1238083.13	1389833.08
5	Grant-in-aid		450.00	10500.00
6	Current Assets, Loan & Advances		1485277.97	1553856.91
7	Current Liabilities & Provisions		1342171.96	1441231.24
8	Net Working Capital		143106.01	112625.67
9	Turnover/Revenue			
	9.1	from Govt. assigned activities	89610.20	75042.03
	9.2	from other core activities	1052255.03	1128440.51
	9.3	From miscellaneous activities	136.17	286.65
		Total	1142001.40	1203769.19
10	Profit / Loss (PAIT)			
	10.1	from Govt. assigned activities	9478.92	-20348.09
	10.2	from other core activities	-15845.33	-19525.81
	10.3	From miscellaneous activities	0.00	0.00
		Total	-6366.41	-39873.90
11	Accumulated P/L		-146593.32	-103770.98
12	Dividend paid during the year		1000.00	5.62
13	Status of Accounts (Audited upto the year)			
14	Manpower			
	14.1	Sanctioned posts (Nos.)	10375	9777
	14.2	Filled up posts (Nos.)		
	1	No. of Group A employees	137	153
	2	No. of Group B employees	229	197
	3	No. of Group C employees	3786	3536
	4	No. of Group D employees	3735	3505
	A	Total (Regular posts 14.2(1) to 14.2(4)	7887	7391
	5	No. of Adhoc employees	205	196
	6	No. of contingency paid employees	333	240
	7	No. of work charged employees	0	0
	8	No. of contract employees	2552	2598
	B	Total (other than regular posts 14.2(5) to 14.2(8)	3090	3034
	C	Grand total (A+B)	10465	10036
	14.3	Actual expenditure (including DC)	37805.09	38904.39
Notes:- DC means Diminishing Cadre				



<b>Haryana Agro Industries Corporation Ltd.</b>		
<b>Company Profile</b>		
1.1	Year of Incorporation (Date)	31.03.1967
1.2	Act under which incorporated	The Companies Act, 1956
1.3	Contact details (Registered / Corporate Office)	
	1.3.1 Address	Bays No. 15-20, Sector 4, Panchkula
	1.3.2 District	Panchkula
	1.3.3 State	Haryana
	1.3.4 Pin	134112
	1.3.5 URL address, if any	www.haic.co.in
	1.3.6 E-mail address, if any	haicpkl@gmail.com
	1.3.7 Telephone Numbers	0172-2561300, 2561324, 2561305
	1.3.8 Fax Numbers	0172-2561310, 2562317
<p><b>Main Objectives:-</b></p> <p>(1) To assist, aid, finance and promote agro-industries, such as poultry, dairy and other agro based industries, land development and seed related activities and undertake and manufacture agriculture implements, agricultural machinery and other materials and equipment required for these industries in Haryana and in India and to sell the products of these industries.</p> <p>(2) To promote any agricultural, commercial, or industrial enterprise, establishment, company or concern.</p> <p>(3) To acquire, purchase, give or sell implements, machinery, equipment, appliances, tools etc. either on hire-purchase system or on payment by instalments as may be of interest to the company.</p>		

Haryana Agro Industries Corp. Ltd. (HAIC)					
Financial data for the years 2016-17 & 2017-18					
Sr. No	Particulars			Rs. in Lakh	
				2016-17	2017-18
1	Authorised Capital			1000.00	1000.00
2	Paid up share capital				
	2.1	Central Govt.		160.21	160.21
	2.2	State Govt.		253.83	253.83
	2.3	Others		0.00	0.00
		Total		414.04	414.04
3	Reserves & Surplus			-10406.42	-10266.62
4	Loans				
	4.1	Central Govt. Loan		0.00	0.00
	4.2	State Govt. Loan		0.00	0.00
	4.3	Others		1904.11	1780.11
	4.4	Working Capital		46793.30	82217.65
		Total		48697.41	83997.76
5	Grant-in-aid			0.00	0.00
6	Current Assets, Loan & Advances			48499.95	76772.25
7	Current Liabilities & Provisions			62005.76	89880.86
8	Net Working Capital			-13505.81	-13108.61
9	Turnover/Revenue				
	9.1	from Govt. assigned activities		215792.53	270868.75
	9.2	from other core activities		211.61	48.41
	9.3	From miscellaneous activities		0.00	0.00
		Total		216004.14	270917.16
10	Profit / Loss (PAIT)				
	10.1	from Govt. assigned activities		249.64	139.80
	10.2	from other core activities		0.00	0.00
	10.3	From miscellaneous activities		0.00	0.00
		Total		249.64	139.80
11	Accumulated P/L			-10156.78	-10016.98
12	Dividend paid during the year			0.00	0.00
13	Status of Accounts (Audited up-to the year)			2015-16	2015-16
14	Manpower				
	14.1	Sanctioned posts (Nos.)		197	26
	14.2	Filled up posts (Nos.)			
		1	No. of Group A employees	3	3
		2	No. of Group B employees	4	4
		3	No. of Group C employees	12	10
		4	No. of Group D employees	45	9
		A	Total (Regular posts 14.2(1) to 14.2(4)	64	26
		5	No. of Adhoc employees	1	1
		6	No. of contingency paid employees	-	52
		7	No. of work charged employees	-	-
		8	No. of contract employees	324	286
		B	Total (other than regular posts 14.2(5) to 14.2(8)	325	339
		C	Grand total (A+B)	389	365
	14.3	Actual expenditure (including DC)		867.22	846.63
Notes:- DC means Diminishing Cadre					

<b>Haryana Agro Industries Corporation Ltd.</b>									
<b>Physical Performance for the years 2016-17 &amp; 2017-18</b>									
<b>Sr. No.</b>	<b>Particulars</b>	<b>2016-17</b>				<b>2017-18</b>			
		<b>Quantity</b>		<b>Amount (Rs. in lakh)</b>		<b>Quantity</b>		<b>Amount (Rs. in lakh)</b>	
		<b>Procurement /Production</b>	<b>Sale</b>	<b>Procurement /Production</b>	<b>Sale</b>	<b>Procurement / Production</b>	<b>Sale</b>	<b>Procurement / Production</b>	<b>Sale</b>
1	Wheat (MT)	610779.35	608287.35	99969.92	110867.67	682563.95	593148.95	118936.77	114424.96
2	Paddy (MT)	633204.53	630281.06	102988.18	158242.77	568948.72	562485.66	95539.57	14542.04

<b>Haryana Seeds Development Corporation Ltd.</b>		
<b>Company Profile</b>		
1.1	Year of Incorporation(Date)	12.09.1974
1.2	Act under which incorporated	The Companies Act, 1956
1.3	Contact details (Registered / Corporate Office)	
	1.3.1 Address	Bays No. 3-6, Sector-2, Panchkula
	1.3.2 District	Panchkula
	1.3.3 State	Haryana
	1.3.4 Pin	134 112
	1.3.5 URL address, if any	-
	1.3.6 E-mail address, if any	<a href="mailto:mdhsdcl@gmail.com">mdhsdcl@gmail.com</a> , hsdc@hry.nic.in
	1.3.7 Telephone Numbers	0172-2577755, 2579215
	1.3.8 Fax Numbers	0172-2577583
<p>Main Objectives:-</p> <p>(1) Organizing the production of seeds.</p> <p>(2) Processing of seeds so produced and arrange certifications.</p> <p>(3) Distribution of certified seeds.</p>		

Haryana Seeds Development Corp. Ltd. (HSDC)					
Financial data for the years 2016-17 & 2017-18					
Sr. No.	Particulars			Rs. in Lakh	
				2016-17	2017-18
1	Authorised Capital			700.00	700.00
2	Paid up share capital				
	2.1	Central Govt.		113.31	113.31
	2.2	State Govt.		275.87	275.87
	2.3	Others		110.82	110.82
		Total		500.00	500.00
3	Reserves & Surplus			183.10	108.31
4	Loans				
	4.1	Central Govt. Loan		0.00	0.00
	4.2	State Govt. Loan		0.00	0.00
	4.3	Others		0.00	0.00
	4.4	Working Capital		320.21	1621.29
		Total		320.21	1621.29
5	Grant-in-aid			1027.71	934.84
6	Current Assets, Loan & Advances			3658.85	5578.12
7	Current Liabilities & Provisions			3395.81	5370.45
8	Net Working Capital			263.04	207.67
9	Turnover/Revenue				
	9.1	from Govt. assigned activities		0.00	0.00
	9.2	from other core activities		11347.00	10944.86
	9.3	From miscellaneous activities		0.00	0.00
		Total		11347.00	10944.86
10	Profit / Loss (PAIT)				
	10.1	from Govt. assigned activities		0.00	0.00
	10.2	from other core activities		-574.80	-42.42
	10.3	From miscellaneous activities		0.00	0.00
		Total		-574.80	-42.42
11	Accumulated P/L			153.94	79.15
12	Dividend paid during the year			0.00	0.00
13	Status of Accounts (Audited upto the year)			2016-17	2017-18
14	Manpower				
	14.1	Sanctioned posts (Nos.)		365	365
	14.2	Filled up posts (Nos.)			
		1	No. of Group A employees	3	3
		2	No. of Group B employees	24	24
		3	No. of Group C employees	121	120
		4	No. of Group D employees	29	29
		A	Total (Regular posts 14.2(1) to 14.2(4)	177	176
		5	No. of Adhoc employees	0	0
		6	No. of contingency paid employees	156	137
		7	No. of work charged employees	0	0
		8	No. of contract employees	14	28
		B	Total (other than regular posts 14.2(5) to 14.2(8)	170	165
		C	Grand total (A+B)	347	341
	14.3	Actual expenditure (including DC)		1997.79	1996.98
Notes:- DC means Diminishing Cadre					

Haryana Seeds Development Corporation Ltd.									
Physical Performance for the years 2016-17 & 2017-18									
Sr. No.	Particulars	2016-17				2017-18			
		Quantity (in Qtls)		Amount (Rs. in lakh)		Quantity (in Qtls)		Amount (Rs. in lakh)	
		Procurement /Production	Sale	Procurement/ Production	Sale	Procurement /Production	Sale	Procurement/ Production	Sale
1	C/Seeds Rabi & Kharif	282700	315928.50	-	10898.46	264543	346144.41	-	10382.83

<b>Haryana Land Reclamation &amp; Development Corporation Ltd</b>		
<b>Company Profile</b>		
1.1	Year of Incorporation(Date)	27.03.1974
1.2	Act under which incorporated	The Companies Act, 1956
1.3	Contact details (registered / Corporate Office)	
	1.3.1 Address	Bays No. 1-2, Sector 4, Panchkula
	1.3.2 District	Panchkula
	1.3.3 State	Haryana
	1.3.4 Pin	134 109
	1.3.5 URL address, if any	Hlrddc.org.in
	1.3.6 E-mail address, if any	hlrdcl@hry.nic.in
	1.3.7 Telephone Numbers	0172-2571129
	1.3.8 Fax Numbers	0172-2568871
<p><b>Main Objectives:-</b></p> <p>(1) To undertake, assist, aid, finance, execute and promote measures for land development, conservation and improvement of soil and water resources.</p> <p>(2) To carry on the business of farmers, graziers, planters, quarry owners, contractors for the construction of works and any other operations or business which may contribute directly or indirectly to develop the land for agricultural purposes or a purpose akin to agriculture.</p> <p>(3) To purchase, take on lease the machinery, tools and plant and maintain appliances, for carrying the development, improvement and exploitation of land either for making it cultivable or utilizing it for agriculture purposes.</p> <p>(4) (a) To purchase, sell, manufacture or deal in agricultural inputs like weedicides, pesticides, fertilizers, agricultural implements, machinery, procurement and trading of food grains, without any kind subsidy from the Central/State Government.</p> <p>(b) To undertake activities conducive to the promotion of Horticulture, Horticulture and other allied agriculture avocations and popularization of the high yielding varieties of crops, such as the setting up of demonstration plots, production and multiplication of foundation and certified seeds etc.</p>		

Haryana Land Reclamation & Development Corp. Ltd. (HLRDC)				
Financial data for the years 2016-17 & 2017-18				
Sr. No.	Particulars			Rs. in Lakh
			2016-17	2017-18
1	Authorised Capital			300.00
2	Paid up share capital			500.00
	2.1	Central Govt.	136.64	136.64
	2.2	State Govt.	19.66	19.66
	2.3	Others	0.00	0.00
		Total	156.30	156.30
3	Reserves & Surplus			618.84
4	Loans			511.44
	4.1	Central Govt. Loan	0.00	0.00
	4.2	State Govt. Loan	0.00	0.00
	4.3	Others	0.00	0.00
	4.4	Working Capital	2682.68	3077.23
		Total	2682.68	3077.23
5	Grant-in-aid			0.00
6	Current Assets, Loan & Advances			0.00
7	Current Liabilities & Provisions			2750.99
8	Net Working Capital			2512.31
9	Turnover/Revenue			3020.91
	9.1	from Govt. assigned activities	1722.10	4390.02
	9.2	from other core activities	420.46	356.04
	9.3	From miscellaneous activities	3601.00	3983.48
		Total	5743.56	8729.54
10	Profit / Loss (PAIT)			
	10.1	from Govt. assigned activities	-299.05	-278.49
	10.2	from other core activities	108.65	85.82
	10.3	From miscellaneous activities	106.11	85.27
		Total	-84.29	-107.40
11	Accumulated P/L			618.84
12	Dividend paid during the year			511.44
13	Status of Accounts (Audited upto the year)			0.00
14	Manpower			0.00
	14.1	Sanctioned posts (Nos.)	197	197
	14.2	Filled up posts (Nos.)		
	1	No. of Group A employees	0	0
	2	No. of Group B employees	10	10
	3	No. of Group C employees	58	57
	4	No. of Group D employees	21	20
	A	Total (Regular posts 14.2(1) to 14.2(4)	89	87
	5	No. of Adhoc employees	0	0
	6	No. of contingency paid employees	0	0
	7	No. of work charged employees	0	0
	8	No. of contract employees	43	64
	B	Total (other than regular posts 14.2(5) to 14.2(8)	43	64
	C	Grand total (A+B)	132	151
	14.3	Actual expenditure (including DC)	860.57	967.02
Notes:- DC means Diminishing Cadre				

<b>Haryana Land Reclamation &amp; Development Corporation Ltd</b>									
<b>Physical Performance for the years 2016-17 &amp; 2017-18</b>									
<b>Sr. No.</b>	<b>Particulars</b>	<b>2016-17</b>				<b>2017-18</b>			
		<b>Quantity</b>		<b>Amount (Rs. in lakh)</b>		<b>Quantity</b>		<b>Amount (Rs. in lakh)</b>	
		<b>Procurement /Production</b>	<b>Sale</b>	<b>Procurement /Production</b>	<b>Sale</b>	<b>Procurement / Production</b>	<b>Sale</b>	<b>Procurement / Production</b>	<b>Sale</b>
1	Gypsum	25640.00	26888.60	333.05	806.66	42153.00	41688.30	535.99	1250.65
2	Urea	240.00	244.80	13.07	13.90	12297.40	11863.15	659.29	666.96
3	Zinc Sulphate	25.90	25.90	6.78	6.98	972.06	972.06	281.20	289.62
4	Ferrous Sulphate	0.00	0.00	0.00	0.00	104.71	78.59	17.74	13.50
5	SSP	0.00	0.00	0.00	0.00	208.00	192.00	12.11	11.52
6	Seed (MT)	1221.64	1221.64	339.74	366.49	1614.12	1591.40	467.02	493.33
7.	DAP	30.00	30.00	6.14	6.30	1737.25	1737.25	337.71	355.03
8.	Bio Fertilizer	0.00	0.00	0.00	0.00	107.05	107.05	12.58	14.43
9.	Bio Pesticides	0.00	0.00	0.00	0.00	498.93	498.93	112.83	121.16
10.	Weedicide/ Pesticides (MT)	0.00	0.00	0.00	0.00	425.56	424.91	248.60	260.15
11.	Weedicide/ Pesticides (in Ltr.)	4454.50	4454.50	26.22	26.66	181447.50	180995.00	450.72	473.13
12.	Weedicide/ Pesticides (Unit)	26200.00	26200.00	466.52	470.45	41075.00	40805.00	367.35	372.33
13.	NPK	0.00	0.00	0.00	0.00	63.52	63.52	12.24	13.10
14.	Spray Pump	1361.00	1361.00	23.24	24.30	1625.00	939.00	24.75	15.84
15.	Petrol (Ltr.)	1112000.00	1134948.00	572.87	586.35	1121000.00	1112057.00	608.93	605.73
16.	Diesel (Ltr.)	1536000.00	1555044.00	706.07	715.71	1545000.00	1541266.00	766.96	765.89
17.	Cylinder (14.2 Kg)	385839.00	384678.00	2034.39	2200.83	384101.00	384817.00	2306.48	2496.96
18.	Cylinder (19 Kg)	1747.00	1561.00	15.48	15.22	1470.00	1453.00	14.13	15.00

<b>Haryana State Warehousing Corporation</b>		
<b>Company Profile</b>		
1.1	Year of Incorporation(Date)	01.11.1967
1.2	Act under which incorporated	Warehousing Corporations Act, 1962
1.3	Contact details (Registered / Corporate Office)	
	1.3.1 Address	Bays No. 15-18, Sector 2, Panchkula
	1.3.2 District	Panchkula
	1.3.3 State	Haryana
	1.3.4 Pin	134 109
	1.3.5 URL address, if any	www.hwc.nic.in
	1.3.6 E-mail address, if any	hwc@hry.nic.in
	1.3.7 Telephone Numbers	0172-2578830-32
	1.3.8 Fax Numbers	0172-2586900
<p>Main Objectives:-</p> <p>(1) To acquire and build godowns and warehouses at various places within the State of Haryana.</p> <p>(2) To run warehouses in the State for the storage of agricultural produce, seeds, manures, fertilizers, agriculture implements and commodities.</p> <p>(3) To arrange facilities for the transport of items named above.</p> <p>(4) To act as an agent of the Central Warehousing Corporation or of the Government for the purposes of purchase, sale, storage and distribution of the items named above.</p>		

Haryana State Warehousing Corporation (HWC)				
Financial data for the years 2016-17 & 2017-18				
Sr. No.	Particulars			Rs. in Lakh
			2016-17	2017-18
1	Authorised Capital			620.00
2	Paid up share capital			
	2.1	Central Govt.	0.00	0.00
	2.2	State Govt.	292.03	292.03
	2.3	Others	292.04	292.04
		Total	584.07	584.07
3	Reserves & Surplus			31284.60
4	Loans			
	4.1	Central Govt. Loan	0.00	0.00
	4.2	State Govt. Loan	0.00	0.00
	4.3	Others	8263.11	7607.99
	4.4	Working Capital	0.00	0.00
		Total	8263.11	7607.99
5	Grant-in-aid			0.00
6	Current Assets, Loan & Advances			64231.92
7	Current Liabilities & Provisions			52685.58
8	Net Working Capital			11546.34
9	Turnover/Revenue			
	9.1	from Govt. assigned activities	0.00	0.00
	9.2	from other core activities	319977.97	371600.68
	9.3	From miscellaneous activities	0.00	0.00
		Total	319977.97	371600.68
10	Profit / Loss (PAIT)			
	10.1	from Govt. assigned activities	0.00	0.00
	10.2	from other core activities	2863.90	4687.36
	10.3	From miscellaneous activities	0.00	0.00
		Total	2863.90	4687.36
11	Accumulated P/L			31284.6
12	Dividend paid during the year			116.81
13	Status of Accounts (Audited upto the year)			2016-17
14	Manpower			
	14.1	Sanctioned posts (Nos.)	900	845
	14.2	Filled up posts (Nos.)		
	1	No. of Group A employees	4	4
	2	No. of Group B employees	18	17
	3	No. of Group C employees	386	359
	4	No. of Group D employees	134	108
	A	Total (Regular posts 14.2(1) to 14.2(4))	542	488
	5	No. of Adhoc employees	0	0
	6	No. of contingency paid employees	0	0
	7	No. of work charged employees	0	0
	8	No. of contract employees	27	30
	B	Total (other than regular posts 14.2(5) to 14.2(8))	27	30
	C	Grand total (A+B)	569	518
	14.3	Actual expenditure (including DC)	2638.71	2385.34
Notes:- DC means Diminishing Cadre				

## Haryana State Warehousing Corporation

### Physical Performance for the years 2016-17 & 2017-18

Sr. No.	Particulars	2016-17				2017-18			
		Quantity (in MTs)		Amount (Rs. in lakh)		Quantity (in MTs)		Amount (Rs. in lakh)	
		Procurement/ Production	Sale	Procurement/ Production	Sale	Procurement/ Production	Sale	Procurement/ Production	Sale
1	Wheat	11230346.85	1010699.90	170852.89	154127.55	1345837.70	1079327.40	218638.63	175390.71
	<b>Note:</b> 1 . Sale has been taken including 5159.20 MTs wheat as storage gain and excluding 7229.90 MTs wheat deducted as assured gain by FCI during the year 2016-17. 2. In addition to above, the Corporation has also delivered 87688.63 MTs wheat which includes 383.16 MTs as storage gain and excluding 874.44 MTs wheat deducted by FCI as assured gain during the year 2016-17.					<b>Note:</b> 1 . Sale has been taken including 4359.14 MTs wheat as storage gain and excluding 6634.30 MTs wheat deducted as assured gain by FCI during the year 2016-17. 2. In addition to above, the Corporation has also delivered 107478.82 MTs wheat which includes 961.37 MTs as storage gain and excluding 1074.53 MTs wheat deducted by FCI as assured gain during the year 2017-18.			
2	Paddy	570427.39	518840.04	86059.41	77939.07	664968.53	599167.85	105696.69	95243.50
	3. In addition to above, 26882.50 MTs paddy has also been delivered after converted through Millers into rice during the year 2016-17.					3. In addition to above, 46758.83 MTs paddy has also been delivered after converted through Millers into rice during the year 2017-18.			
	Note: The amount of incidental charges realised against delivery of stocks does not include in the purchase cost and sale price respectively.								

<b>Haryana Police Housing Corporation Ltd.</b>		
<b>Company Profile</b>		
1.1	Year of Incorporation (Date)	29.12.1989
1.2	Act under which incorporated	The Companies Act, 1956
1.3	Contact details (Registered / Corporate Office)	
	1.3.1 Address	Plot No. C-10, Sector-6, Panchkula
	1.3.2 District	Panchkula
	1.3.3 State	Haryana
	1.3.4 Pin	134109
	1.3.5 URL address, if any	-
	1.3.6 E-mail address, if any	hphc@hry.nic.in
	1.3.7 Telephone Numbers	0172-2561838
	1.3.8 Fax Numbers	0172-2571629
Main Objectives:-		
1. To undertake construction of residential and non residential buildings of Police Department.		

Haryana Police Housing Corporation Ltd. (HPHC)				
Financial data for the years 2016-17 & 2017-18				
Sr. No.	Particulars		Rs. in Lakh	
			2016-17	2017-18
1	Authorised Capital		2500.00	2500.00
2	Paid up share capital			
	2.1	Central Govt.	0.00	0.00
	2.2	State Govt.	2499.99	2499.99
	2.3	Others	0.00	0.00
		Total	2499.99	2499.99
3	Reserves & Surplus		-103.57	-101.24
4	Loans			
	4.1	Central Govt. Loan	0.00	0.00
	4.2	State Govt. Loan	0.00	0.00
	4.3	Others	29500.00	33750.00
	4.4	Working Capital	26080.86	0.00
		Total	55580.86	33750.00
5	Grant-in-aid		7703.18	9009.04
6	Current Assets, Loan & Advances		77392.32	92833.77
7	Current Liabilities & Provisions		51523.97	67908.34
8	Net Working Capital		25868.35	24925.43
9	Turnover/Revenue			
	9.1	from Govt. assigned activities	0.00	0.00
	9.2	from other core activities	0.00	0.00
	9.3	From miscellaneous activities	8.37	2.84
		Total	8.37	2.84
10	Profit / Loss (PAIT)			
	10.1	from Govt. assigned activities	0.00	0.00
	10.2	from other core activities	0.00	0.00
	10.3	From miscellaneous activities	3.16	2.33
		Total	3.16	2.33
11	Accumulated P/L		-103.57	-101.24
12	Dividend paid during the year		0.00	0.00
13	Status of Accounts (Audited upto the year)		2014-15	2014-15
14	Manpower			
	14.1	Sanctioned posts (Nos.)	288	287
	14.2	Filled up posts (Nos.)		
	1	No. of Group A employees	19	16
	2	No. of Group B employees	22	29
	3	No. of Group C employees	91	96
	4	No. of Group D employees	71	71
	A	Total (Regular posts 14.2(1) to 14.2(4))	203	212
	5	No. of Adhoc employees	0	0
	6	No. of contingency paid employees	0	0
	7	No. of work charged employees	0	0
	8	No. of contract employees	2	4
	B	Total (other than regular posts 14.2(5) to 14.2(8))	2	4
	C	Grand total (A+B)	205	216
	14.3	Actual expenditure (including DC)	1353.68	1481.23
Notes:- DC means Diminishing Cadre				

Haryana Police Housing Corporation Ltd.									
Physical Performance for the years 2016-17 & 2017-18									
Sr. No	Particulars	2016-17				2017-18			
		Quantity		Amount (Rs. in lacs)		Quantity		Amount (Rs. in lacs)	
		Procurement/ Production	Sale	Procurement/ Production	Sale (total exp. On cont. works)	Procurement/ Production	Sale	Procurement/ Production	Sale (total exp. On cont. works)
1	Haryana Police Housing Corporation undertakes the construction works of residential buildings of Police Department. In addition the corporation is also executing the works of Jail Deptt. and State Vigilance Bureau as well as works of other Boards/Corporations	101	NA*	NA*	26070.00	258	NA*	NA*	41072.00
Note: Haryana Police Housing Corporation is a construction agency and deals with procurement/production for the purpose of sale.									

## Haryana Scheduled Castes Finance and Development Corporation Ltd.

### Company Profile

1.1	Year of Incorporation(Date)	02.01.1971
1.2	Act under which incorporated	The Companies Act, 1956
1.3	Contact details (Registered / Corporate Office)	
	1.3.1 Address	SCO No. 2427-28, Sector 22-C, Chandigarh
	1.3.2 District	
	1.3.3 State	U.T. Chandigarh
	1.3.4 Pin	160022
	1.3.5 URL address, if any	-
	1.3.6 E-mail address, if any	hsfdc2427@gmail.com
	1.3.7 Telephone Numbers	0172-2705619
	1.3.8 Fax Numbers	0172-2541828

#### Main Objectives:-

- 1) To undertake the task of socio-economic and educational upliftment of the scheduled castes in the State.
- 2) To advance loans to members of scheduled castes for industrial, agricultural, trade, business, commerce, profession or other skills development and such other activities which are for the promotion and improvement of their economic conditions.

Haryana Schedule Caste Finance & development Corp. Ltd. (HSCF&DC)				
Financial data for the years 2016-17 & 2017-18				
Sr. No.	Particulars			Rs. in Lakh
			2016-17	2017-18
1	Authorised Capital			8000.00
2	Paid up share capital			
	2.1	Central Govt.	2296.34	2392.34
	2.2	State Govt.	2614.47	2614.47
	2.3	Others	0.00	0.00
		Total	4910.81	5006.81
3	Reserves & Surplus			519.93
4	Loans			
	4.1	Central Govt. Loan	0.00	0.00
	4.2	State Govt. Loan	0.00	0.00
	4.3	Others	654.94	632.51
	4.4	Working Capital	4942.48	5990.77
		Total	5597.42	6623.28
5	Grant-in-aid			0.00
6	Current Assets, Loan & Advances			9064.05
7	Current Liabilities & Provisions			3110.80
8	Net Working Capital			5953.25
9	Turnover/Revenue			
	9.1	from Govt. assigned activities	0.00	0.00
	9.2	from other core activities	923.83	1296.81
	9.3	From miscellaneous activities	0.00	0.00
		Total	923.83	1296.81
10	Profit / Loss (PAIT)			
	10.1	from Govt. assigned activities	0.00	0.00
	10.2	from other core activities	66.23	468.38
	10.3	From miscellaneous activities	0.00	0.00
		Total	66.23	468.38
11	Accumulated P/L			519.93
12	Dividend paid during the year			0.00
13	Status of Accounts (Audited upto the year)			2013-14
14	Manpower			
	14.1	Sanctioned posts (Nos.)	273	273
	14.2	Filled up posts (Nos.)		
	1	No. of Group A employees	2	2
	2	No. of Group B employees	10	10
	3	No. of Group C employees	29	37
	4	No. of Group D employees	29	23
	A	Total (Regular posts 14.2(1) to 14.2(4))	70	72
	5	No. of Adhoc employees	0	0
	6	No. of contingency paid employees	0	0
	7	No. of work charged employees	0	0
	8	No. of contract employees	48	51
	B	Total (other than regular posts 14.2(5) to 14.2(8))	48	51
	C	Grand total (A+B)	118	123
	14.3	Actual expenditure (including DC)	857.60	828.43
Notes:- DC means Diminishing Cadre				

<b>Haryana Scheduled Castes Finance and Development Corporation Ltd.</b>			
<b>Physical Performance for the years 2016-17 &amp; 2017-18</b>			
<b>Sr. No</b>	<b>Particulars</b>	<b>2016-17</b>	<b>2017-18</b>
1	No. of Beneficiaries	5220	4894
2	Amount Disbursed (Rs. in lakhs)	3250.57	3194.16

## Haryana Backward Classes & Economically Weaker Sections Kalyan Nigam Ltd.

### Company Profile

1.1	Year of Incorporation(Date)	10.12.1980
1.2	Act under which incorporated	The Companies Act, 1956
1.3	Contact details (Registered / Corporate Office)	
	1.3.1 Address	SCO No. 813-14, Sector 22-A, Chandigarh
	1.3.2 District	
	1.3.3 State	U.T. Chandigarh
	1.3.4 Pin	160022
	1.3.5 URL address, if any	-
	1.3.6 E-mail address, if any	hbckn22@rediffmail.com
	1.3.7 Telephone Numbers	0172-2701722, 2701074, 2780080
	1.3.8 Fax Numbers	

#### Main Objectives:-

- (1) To undertake the task of socio-economic and educational upliftment of the backward classes and economically weaker sections in the State.
- (2) To advance loans to members of backward classes and economically weaker sections individually or collectively for starting a profession, business, trade etc.

Haryana Backward Classes & Economically Weaker Section Kalyan Nigam Ltd. (HBCKN)						
Financial data for the years 2016-17 & 2017-18						
Sr. No.	Particulars				Rs. in Lakh	
					2016-17	2017-18
1	Authorised Capital				6000.00	6000.00
2	Paid up share capital					
	2.1	Central Govt.			0.00	0.00
	2.2	State Govt.			4037.19	4287.19
	2.3	Others			0.00	0.00
		Total			4037.19	4287.19
3	Reserves & Surplus				1476.14	1236.28
4	Loans					
	4.1	Central Govt. Loan			0.00	0.00
	4.2	State Govt. Loan			1032.35	1077.84
	4.3	Others			5415.28	6084.35
	4.4	Working Capital			0.00	0.00
		Total			6447.63	7162.19
5	Grant-in-aid				0.00	0.00
6	Current Assets, Loan & Advances				7241.59	6484.16
7	Current Liabilities & Provisions				2963.05	3121.46
8	Net Working Capital				4278.54	3362.70
9	Turnover/Revenue					
	9.1	from Govt. assigned activities			513.91	744.68
	9.2	from other core activities			0.00	0.00
	9.3	From miscellaneous activities			0.00	0.00
	Total				513.91	744.68
10	Profit / Loss (PAIT)					
	10.1	from Govt. assigned activities			-88.23	239.86
	10.2	from other core activities			0.00	0.00
	10.3	From miscellaneous activities			0.00	0.00
		Total			-88.23	239.86
11	Accumulated P/L				-1476.14	-1236.28
12	Dividend paid during the year				0.00	0.00
13	Status of Accounts (Audited upto the year)				2013-14	2013-14
14	Manpower					
	14.1	Sanctioned posts (Nos.)			131	131
	14.2	Filled up posts (Nos.)				
		1	No. of Group A employees		2	2
		2	No. of Group B employees		4	6
		3	No. of Group C employees		7	4
		4	No. of Group D employees		8	7
		A	Total (Regular posts 14.2(1) to 14.2(4)		21	19
		5	No. of Adhoc employees		0	0
		6	No. of contingency paid employees		0	0
		7	No. of work charged employees		0	0
		8	No. of contract employees		49	52
		B	Total (other than regular posts 14.2(5) to 14.2(8)		49	52
		C	Grand total (A+B)		70	71
	14.3	Actual expenditure (including DC)			259.25	274.25
Notes:- DC means Diminishing Cadre						

## Haryana Women Development Corporation Ltd.

### Company Profile

1.1	Year of Incorporation(Date)	31.03.1982
1.2	Act under which incorporated	The Companies Act, 1956
1.3	Contact details (Registered / Corporate Office)	
	1.3.1 Address	Bays No. 49-52, Sector-2, Sugarfed Building, Panchkula
	1.3.2 District	Panchkula
	1.3.3 State	Haryana
	1.3.4 Pin	134104
	1.3.5 URL address, if any	-
	1.3.6 E-mail address, if any	<a href="mailto:hwdc1982@gmail.com">hwdc1982@gmail.com</a>
	1.3.7 Telephone Numbers	0172-2564720
	1.3.8 Fax Numbers	0172-2560225

#### Main Objectives:-

- (1) To promote activities for the welfare, development and advancement of women;
- (2) To undertake the task of socio-economic, health and educational awareness for women.
- (3) To promote, literacy, talent, skill, know-how, health awareness, enterprises, spirit of entrepreneurship and business acumen among women;
- (4) To identify trades, occupations, professions and industries which can be suitable for women and to train them for such trades, occupations, professions, industries and to formulate and devise employment schemes with a view to generate self employment for them.

Haryana Women Development Corp. Ltd. (HWDC)					
Financial data for the years 2016-17 & 2017-18					
Sr. No.	Particulars			Rs. in Lakh	
				2016-17	2017-18
1	Authorised Capital			3000.00	3000.00
2	Paid up share capital				
	2.1	Central Govt.		0.00	0.00
	2.2	State Govt.		1551.00	1561.00
	2.3	Others		110.00	110.00
		Total		1661.00	1671.00
3	Reserves & Surplus			87.00	87.00
4	Loans				
	4.1	Central Govt. Loan		0.00	0.00
	4.2	State Govt. Loan		0.00	0.00
	4.3	Others		0.00	0.00
	4.4	Working Capital		0.00	0.00
		Total		0.00	0.00
5	Grant-in-aid			514.00	525.00
6	Current Assets, Loan & Advances			1562.00	1608.00
7	Current Liabilities & Provisions			159.00	163.00
8	Net Working Capital			1403.00	1445.00
9	Turnover/Revenue				
	9.1	from Govt. assigned activities		514.00	525.00
	9.2	from other core activities		0.00	0.00
	9.3	From miscellaneous activities		116.00	115.00
		Total		630.00	640.00
10	Profit / Loss (PAIT)				
	10.1	from Govt. assigned activities		0.00	0.00
	10.2	from other core activities		-25.00	13.00
	10.3	From miscellaneous activities		0.00	0.00
		Total		-25.00	13.00
11	Accumulated P/L			-294.00	-281.00
12	Dividend paid during the year			0.00	0.00
13	Status of Accounts (Audited upto the year)			2015-16	2015-16
14	Manpower				
	14.1	Sanctioned posts (Nos.)		81	81
	14.2	Filled up posts (Nos.)			
		1	No. of Group A employees	0	0
		2	No. of Group B employees	4	4
		3	No. of Group C employees	15	10
		4	No. of Group D employees	12	12
		A	Total (Regular posts 14.2(1) to 14.2(4)	31	26
		5	No. of Adhoc employees	0	0
		6	No. of contingency paid employees	14	26
		7	No. of work charged employees	0	0
		8	No. of contract employees	5	2
		B	Total (other than regular posts 14.2(5) to 14.2(8)	19	28
		C	Grand total (A+B)	50	54
	14.3	Actual expenditure (including DC)		565.00	581.00
Notes:- DC means Diminishing Cadre					

<b>Haryana Women Development Corporation Ltd.</b>					
<b>Physical Performance for the years 2016-17 &amp; 2017-18</b>					
<b>Sr. No.</b>	<b>Particulars</b>	<b>2016-17</b>		<b>2017-18</b>	
		<b>Nos</b>	<b>Amount</b>	<b>Nos</b>	<b>Amount</b>
1	Individual Loaning Scheme (Nos.)	1470	72.17	2117	104.56
2	Education Loan Scheme Cases Sanctioned (Nos.)	437	110.40	485	128.39

<b>Haryana Forest Development Corporation Ltd.</b>		
<b>Company Profile</b>		
1.1	Year of Incorporation(Date)	07.12.1989
1.2	Act under which incorporated	The Companies Act, 1956
1.3	Contact details (Registered / Corporate Office)	
	1.3.1 Address	Bays No. 27-28, Sector 4, Panchkula.
	1.3.2 District	Panchkula
	1.3.3 State	Haryana
	1.3.4 Pin	134112
	1.3.5 URL address, if any	www.hfdc.gov.in
	1.3.6 E-mail address, if any	md@hfdc.gov.in
	1.3.7 Telephone Numbers	0172-2564463, 2583620
	1.3.8 Fax Numbers	0172-2582307
<p><b>Main Objectives:-</b></p> <p>The main objective of the Company as per Memorandum and Articles of Association are as under:</p> <p>(1) To assure reasonable prices to the farmers for their standing trees and other forest produce.</p> <p>(2) To generate employment opportunities in rural areas.</p> <p>(3) To increase financial status of farming and labour community.</p> <p>(4) To promote development of forest based and allied industries.</p> <p>(5) To stabilize timber and fuel wood prices in open market.</p> <p>(6) To protect the forest producers from exploitation of the middlemen and to safeguard the interest of the consumers by undertaking proper and scientific exploitation of the forest resources of the state and if necessary outside it, in order to obtain the maximum financial return therefore.</p> <p>(7) To transfer related technology to farmers.</p> <p>(8) Tree felling and wood extraction from government forests earmarked to the Haryana Forest Development Corporation Limited, development of forests and raising of plantations.</p>		

Haryana Forest Development Corporation. Ltd. (HFDC)					
Financial data for the years 2016-17 & 2017-18					
Sr. No.	Particulars			Rs. in Lakh	
				2016-17	2017-18
1	Authorised Capital			500.00	500.00
2	Paid up share capital				
	2.1	Central Govt.		0.00	0.00
	2.2	State Govt.		20.03	20.03
	2.3	Others		0.00	0.00
		Total		20.03	20.03
3	Reserves & Surplus			4804.00	4897.00
4	Loans				
	4.1	Central Govt. Loan		0.00	0.00
	4.2	State Govt. Loan		0.00	0.00
	4.3	Others		0.00	0.00
	4.4	Working Capital		0.00	0.00
		Total		0.00	0.00
5	Grant-in-aid			0.00	0.00
6	Current Assets, Loan & Advances			5188.00	5962.00
7	Current Liabilities & Provisions			1582.00	2436.00
8	Net Working Capital			3606.00	3526.00
9	Turnover/Revenue				
	9.1	from Govt. assigned activities		0.00	0.00
	9.2	from other core activities		4507.00	3847.00
	9.3	From miscellaneous activities		0.00	0.00
		Total		4507.00	3847.00
10	Profit / Loss (PAIT)				
	10.1	from Govt. assigned activities		0.00	0.00
	10.2	from other core activities		-80.00	93.00
	10.3	From miscellaneous activities		0.00	0.00
		Total		-80.00	93.00
11	Accumulated P/L			4808.00	4897.00
12	Dividend paid during the year			0.00	0.00
13	Status of Accounts (Audited up to the year)			2016-17	2016-17
14	Manpower				
	14.1	Sanctioned posts (Nos.)		149	237
	14.2	Filled up posts (Nos.)			
		1	No. of Group A employees	3	4
		2	No. of Group B employees	6	10
		3	No. of Group C employees	48	77
		4	No. of Group D employees	7	11
		A	Total (Regular posts 14.2(1) to 14.2(4)	64	102
		5	No. of Adhoc employees	0	0
		6	No. of contingency paid employees	120	138
		7	No. of work charged employees	0	0
		8	No. of contract employees	0	0
		B	Total (other than regular posts 14.2(5) to 14.2(8)	120	138
		C	Grand total (A+B)	184	240
	14.3	Actual expenditure (including DC)		406.00	480.00
Notes:- DC means Diminishing Cadre					

Haryana Forest Development Corporation Ltd									
Physical Performance for the years 2016-17 & 2017-18									
Sr. No.	Particulars	2016-17				2017-18			
		Quantity		Amount (Rs. in lacs)		Quantity		Amount (Rs. in lacs)	
		Procurement/Production	Sale	Procurement/Production	Sale	Procurement/Production	Sale	Procurement/Production	Sale
1	Tree Felling & Conversion	46102	Timber G I G II	23412 12750 6666	1855	35607	Timber GI G II	18667 8404 3811	1104
2.	Royalty paid	-	-	723	-			513	-
3.	Tree Guards	-			824				421
4.	Plants				13				0
5.	N/Bags				171				235
6.	B/Wire				31				112
7.	Furniture				847				986
8.	W/creates				4				66
9.	Door/Window				0				10
10.	Nursery				0				0
11.	Projects				449				337
12	RCC Pillar/fence				13				243
13	Misc				30				62
	Total				13				3577

## Haryana State Roads and Bridges Development Corporation Ltd.

### Company Profile

1.1	Year of Incorporation(Date)	13.05.1999
1.2	Act under which incorporated	The Companies Act, 1956
1.3	Contact details (Registered / Corporate Office)	
1.3.1	Address	Bays No. 13-14, Sector-2, Panchkula
1.3.2	District	Panchkula
1.3.3	State	Haryana
1.3.4	Pin	134112
1.3.5	URL address, if any	-
1.3.6	E-mail address, if any	<a href="mailto:pwd-mdhsrdc@hry.nic.in">pwd-mdhsrdc@hry.nic.in</a> <a href="mailto:mdhsrdc@yahoo.co.in">mdhsrdc@yahoo.co.in</a>
1.3.7	Telephone Numbers	0172-2585265
1.3.8	Fax Numbers	0172-2583264

#### Main Objectives:-

- 1) To construct, erect, build, re-model, repair, execute, develop, improve, administer, manage, control, maintain, demolish, grade, curve, pave, macadamize, cement, highways, expressways, roads, paths, streets, bridges, sideways, bye-passes, tunnels, pavements, reclamation, improvements, road over bridges, road under bridges, underground roads, or any other structural or architectural work.
- 2) To do other similar construction, leveling or paving work at present being a part of the activity of the Haryana Public Works Department on Build, Operate and Transfer (BOT) or Build-Own-Operate and Transfer (BOOT) or Build-Operate-Lease and Transfer (BOLT) basis/or on any other scheme in a manner which will facilitate to undertake the above mentioned works.

<b>Haryana State Roads &amp; Bridge Development Corp. Ltd. (HSR&amp;BDC)</b>				
<b>Financial data for the years 2016-17 &amp; 2017-18</b>				
Sr. No.	Particulars			Rs. in Lakh
			<b>2016-17</b>	<b>2017-18</b>
1	Authorised Capital			12500.00
2	Paid up share capital			
	2.1	Central Govt.	0.00	0.00
	2.2	State Govt.	12204.23	12204.23
	2.3	Others	0.00	0.00
		Total	12204.23	12204.23
3	Reserves & Surplus			9265.13
4	Loans			
	4.1	Central Govt. Loan	0.00	0.00
	4.2	State Govt. Loan	0.00	0.00
	4.3	Others	0.00	0.00
	4.4	Working Capital	0.00	0.00
		Total	0.00	0.00
5	Grant-in-aid			0.00
6	Current Assets, Loan & Advances			55388.91
7	Current Liabilities & Provisions			34096.30
8	Net Working Capital			21292.61
9	Turnover/Revenue			
	9.1	from Govt. assigned activities	0.00	0.00
	9.2	from other core activities	80.07	183.95
	9.3	From miscellaneous activities	3644.51	3216.32
		Total	3724.58	3400.27
10	Profit / Loss (PAIT)			
	10.1	from Govt. assigned activities	0.00	0.00
	10.2	from other core activities	1077.92	1778.51
	10.3	From miscellaneous activities	0.00	0.00
		Total	1077.92	1778.51
11	Accumulated P/L			9265.13
12	Dividend paid during the year			0.00
13	Status of Accounts (Audited upto the year)			2016-17
14	Manpower			2016-17
	14.1	Sanctioned posts (Nos.)	96	96
	14.2	Filled up posts (Nos.)		
	1	No. of Group A employees	7	9
	2	No. of Group B employees	2	4
	3	No. of Group C employees	6	8
	4	No. of Group D employees	1	1
	A	Total (Regular posts 14.2(1) to 14.2(4))	16	22
	5	No. of Adhoc employees	0	0
	6	No. of contingency paid employees	0	0
	7	No. of work charged employees	0	0
	8	No. of contract employees	52	49
	B	Total (other than regular posts 14.2(5) to 14.2(8))	52	49
	C	Grand total (A+B)	68	71
	14.3	Actual expenditure (including DC)	573.04	888.33
Notes:- DC means Diminishing Cadre				

<b>Haryana State Roads &amp; Bridges Development Corporation Ltd.</b>			
<b>Physical Performance for the Years 2016-17 &amp; 2017-18</b>			
		<b>2016-17</b>	<b>2017-18 (Unaudited)</b>
<b>Sr. No.</b>	<b>Particulars</b>	<b>( Rs.In lakhs)</b>	<b>( Rs.In lakhs)</b>
1	Construction/ Repair works at Bhagat Phool Singh Mahila Vishvavidyalya, Khanpur Kalan (Sonapat)	107.57	57.84
2.	Hospital – Additional Block,- Panipat, Rewari & Charkhi Dadri	Nil	Nil
3.	Construction work of colony at Deenbandhu Chhottu Ram Thermal Power Project at Yamuna Nagar	Nil	Nil
4.	Construction work of Colony R.T.G.P.P., Khedar in Hisar Distt.	15.01	46.50
5.	Work Under NCRPB,ROB and Roads	13418.79	12618.66
6	Toll receipt from 27 toll points put on the roads	Nil	Nil
7	Construction of Chandimandir Jallah Road	Nil	Nil
8	Construction of Deodhar Nainawali Road	Nil	Nil
9	Construction of DCRU Library & CIPIT Murthal	1038.00	832.60
10	Construction of Regional Centre Jind	47.11	130.26
11	Construction at PTPS Panipat	Nil	Nil
12	200 Bedded Hospital, Panipat	81.77	88.02
	<b>Total</b>	<b>14708.25</b>	<b>13773.88</b>

<b>Haryana Financial Corporation</b>		
<b>Company Profile</b>		
1.1	Year of Incorporation(Date)	01.04.1967
1.2	Act under which incorporated	The State Financial Corporations Act, 1951
1.3	Contact details (Registered / Corporate Office)	
	1.3.1 Address	30 Bays Building, Sector17-C, Chandigarh
	1.3.2 District	Chandigarh
	1.3.3 State	U.T. , Chandigarh
	1.3.4 Pin	160017
	1.3.5 URL address, if any	www.hfcindia.org.in
	1.3.6 E-mail address, if any	contact@hfcindia.org.in
	1.3.7 Telephone Numbers	0172-2702755-56
	1.3.8 Fax Numbers	0172-2721624
<p><b>Main Objectives:-</b></p> <p>(1) Granting loans or advances or subscribing to debentures of industrial concerns</p> <p>(2) Acting as an agent of the central government or the state government or the Industrial Development Bank of India or the Industrial Finance Corporation of India in respect of any matter concerned with or arising out of the grant of loans or advances to the industrial concerns or subscription to debentures of industrial concerns.</p> <p>(3) Guarantee on loans raised by industrial concerns.</p> <p>(4) Underwriting of the issue of stock, shares, bonds or debentures by industrial concerns.</p> <p>(5) Providing seed capital, interest free loans, industrial subsidies and such other financial assistance/service as may be necessary for establishment, promotion, expansion or revival of industrial concerns.</p>		

Haryana Financial Corporation Ltd. (HFC)					
Financial data for the years 2016-17 & 2017-18					
Sr. No.	Particulars			Rs. in Lakh	
				2016-17	2017-18
1	Authorised Capital			30000.00	30000.00
2	Paid up share capital				
	2.1	Central Govt.		0.00	0.00
	2.2	State Govt.		20201.17	20201.17
	2.3	Others		564.64	564.64
		Total		20765.81	20765.81
3	Reserves & Surplus			1658.19	1658.19
4	Loans				
	4.1	Central Govt. Loan		0.00	0.00
	4.2	State Govt. Loan		0.00	0.00
	4.3	Others		0.00	0.00
	4.4	Working Capital		0.00	0.00
		Total		0.00	0.00
5	Grant-in-aid			0.00	0.00
6	Current Assets, Loan & Advances			3786.20	3220.18
7	Current Liabilities & Provisions			7733.36	7548.35
8	Net Working Capital			-3947.16	-4328.17
9	Turnover/Revenue				
	9.1	from Govt. assigned activities		0.00	0.00
	9.2	from other core activities		668.56	474.09
	9.3	From miscellaneous activities		0.00	0.00
		Total		668.56	474.09
10	Profit / Loss (PAIT)				
	10.1	from Govt. assigned activities		0.00	0.00
	10.2	from other core activities		-383.99	-444.04
	10.3	From miscellaneous activities		0.00	0.00
		Total		-383.99	-444.04
11	Accumulated P/L			-10906.06	-11350.1
12	Dividend paid during the year			0.00	0.00
13	Status of Accounts (Audited upto the year)			2016-17	2016-17
14	Manpower				
	14.1	Sanctioned posts (Nos.)		203	203
	14.2	Filled up posts (Nos.)			
		1	No. of Group A employees	17	16
		2	No. of Group B employees	27	19
		3	No. of Group C employees	10	10
		4	No. of Group D employees	0	0
		A	Total (Regular posts 14.2(1) to 14.2(4)	54	45
		5	No. of Adhoc employees	0	0
		6	No. of contingency paid employees	0	0
		7	No. of work charged employees	0	0
		8	No. of contract employees	11	14
		B	Total (other than regular posts 14.2(5) to 14.2(8)	11	14
		C	Grand total (A+B)	65	59
	14.3	Actual expenditure (including DC)		565.35	746.75
Notes:- DC means Diminishing Cadre					

<b>Haryana Financial Corporation</b>			
<b>Physical Performance for the years 2016-17 &amp; 2017-18</b>			
<b>Sr. No.</b>	<b>Particulars</b>	<b>2016-17</b>	<b>2017-18</b>
<b>1</b>		<b>(Rs.in lakhs)</b>	
i)	Target	15700	900
ii)	Actual recovery	482	280

## Haryana State Industrial and Infrastructure Development Corporation Ltd.

### Company Profile

1.1	Year of Incorporation(Date)	1967
1.2	Act under which incorporated	The Companies Act, 1956
1.3	Contact details (Registered / Corporate Office)	
	1.3.1 Address	No. C. 13-14, Institutional Area, Sector-6, Panchkula
	1.3.2 District	Panchkula
	1.3.3 State	Haryana
	1.3.4 Pin	134 109
	1.3.5 URL address, if any	www.hsiidc.org
	1.3.6 E-mail address, if any	info@hsiidc.org
	1.3.7 Telephone Numbers	0172-2590481-83
	1.3.8 Fax Numbers	0172-2590474

#### Main Objectives:-

- 1) Setting up of industrial units in the Public/Joint/Assisted Sectors.
- 2) Term lending to industrial units under the Refinance Scheme of IDBI.
- 3) Development of industrial complexes/estates and ancillary industrial estates.

<b>Haryana State Industries and Infrastructure Development Corp. Ltd. (HSIIDC)</b>				
<b>Financial data for the years 2016-17 &amp; 2017-18</b>				
Sr. No.	Particulars			Rs. in Lakh
			<b>2016-17</b>	<b>2017-18</b>
1	Authorised Capital			7500.00
2	Paid up share capital			7500.00
	2.1	Central Govt.	0.00	0.00
	2.2	State Govt.	4884.00	4884.00
	2.3	Others	0.00	0.00
		Total	4884.00	4884.00
3	Reserves & Surplus			143331.00
4	Loans			165568.00
	4.1	Central Govt. Loan	0.00	0.00
	4.2	State Govt. Loan	0.00	0.00
	4.3	Others	544616.00	662404.00
	4.4	Working Capital	398617.00	72558.00
		Total	943233.00	734962.00
5	Grant-in-aid			17772.00
	Current Assets, Loan & Advances			1500.00
6				2447031.00
7	Current Liabilities & Provisions			2471007.00
8	Net Working Capital			2080223.00
9	Turnover/Revenue			1882201.00
	9.1	from Govt. assigned activities	366808.00	588806.00
	9.2	from other core activities	0.00	0.00
	9.3	From miscellaneous activities	181193.00	160815.00
		Total	0.00	0.00
10	Profit / Loss (PAIT)			181193.00
	10.1	from Govt. assigned activities	0.00	0.00
	10.2	from other core activities	9382.00	22681.00
	10.3	From miscellaneous activities	0.00	0.00
		Total	9382.00	22681.00
11	Accumulated P/L			128020
12	Dividend paid during the year			150256
13	Status of Accounts (Audited upto the year)			500.00
14	Manpower			2015-16
	14.1	Sanctioned posts (Nos.)	1098	1098
	14.2	Filled up posts (Nos.)		
	1	No. of Group A employees	27	34
	2	No. of Group B employees	158	149
	3	No. of Group C employees	193	179
	4	No. of Group D employees	142	136
	A	Total (Regular posts 14.2(1) to 14.2(4))	520	498
	5	No. of Adhoc employees	0	0
	6	No. of contingency paid employees	0	0
	7	No. of work charged employees	0	1
	8	No. of contract employees	37	45
	B	Total (other than regular posts 14.2(5) to 14.2(8))	37	46
	C	Grand total (A+B)	557	544
	14.3	Actual expenditure (including DC)	3649	4071
Notes:- DC means Diminishing Cadre				

<b>Haryana Power Generation Corporation Ltd.</b>		
<b>Company Profile</b>		
1.1	Year of Incorporation(Date)	14.08.1998
1.2	Act under which incorporated	The Companies Act, 1956
1.3	Contact details (Registered / Corporate Office)	
	1.3.1 Address	C-7, Urja Bhawan, Sector-6, Panchkula
	1.3.2 District	Panchkula
	1.3.3 State	Haryana
	1.3.4 Pin	134109
	1.3.5 URL address, if any	www.hpgcl.org.in
	1.3.6 E-mail address, if any	<a href="mailto:hpgc@hry.nic.in">hpgc@hry.nic.in</a> ; <a href="mailto:md@hpgcl.org.in">md@hpgcl.org.in</a>
	1.3.7 Telephone Numbers	0172-5022402
	1.3.8 Fax Numbers	0172-5022400
<p><b>Main Objectives:-</b></p> <p>1) To plan, promote and organize and work for integrated and efficient development of electricity in all respects including planning, investigation, research, design and preparation of preliminary, feasibility and definite project reports, construction, generation, operation &amp; maintenance of power stations and sale of power generated in accordance with the National/State economic policy and to achieve objectives as laid down by the Central/State Govt. from time to time.</p> <p>2) To act as an agent of Government/public sector financial corporations for construction of power project, generation, operation &amp; maintenance of power stations with a view to secure the most effective utilization of the financial investment and loans.</p> <p>3) To co-ordinate the activities of its subsidiaries, to determine their economic and financial objectives/targets and to review, control, guide and direct their performance with a view to secure optimum utilization of all resources placed at their disposal.</p>		

<b>Haryana Power Generation Corporation (HPGCL)</b>				
<b>Financial data for the years 2016-17 &amp; 2017-18</b>				
Sr. No.	Particulars		Rs. in Lakh	
			<b>2016-17</b>	<b>2017-18</b>
1	Authorised Capital		400000.00	400000.00
2	Paid up share capital			
	2.1	Central Govt.	0.00	0.00
	2.2	State Govt.	291604.68	300485.67
	2.3	Others	8881.00	3085.00
		Total	300485.68	303570.67
3	Reserves & Surplus		2798.80	485.30
4	Loans			
	4.1	Central Govt. Loan	355.20	340.40
	4.2	State Govt. Loan	0.00	0.00
	4.3	Others	297498.53	200697.44
	4.4	Working Capital	14608.37	24204.94
		Total	312462.10	225242.78
5	Grant-in-aid		0.00	0.00
6	Current Assets, Loan & Advances		172136.37	142814.55
7	Current Liabilities & Provisions		140717.82	139714.18
8	Net Working Capital		31418.55	3100.37
9	Turnover/Revenue			
	9.1	from Govt. assigned activities	484765.09	530978.69
	9.2	from other core activities	0.00	0.00
	9.3	From miscellaneous activities	0.00	0.00
		Total	484765.09	530978.69
10	Profit / Loss (PAIT)			
	10.1	from Govt. assigned activities	-13369.12	23135.18
	10.2	from other core activities	0.00	0.00
	10.3	From miscellaneous activities	0.00	0.00
		Total	-13369.12	23135.18
11	Accumulated P/L		-27988.19	-4853.01
12	Dividend paid during the year		0.00	0.00
13	Status of Accounts (Audited upto the year)		2016-17	2017-18
14	Manpower			
	14.1	Sanctioned posts (Nos.)	3812	3815
	14.2	Filled up posts (Nos.)		
	1	No. of Group A employees	515	500
	2	No. of Group B employees	267	278
	3	No. of Group C employees	1779	1677
	4	No. of Group D employees	375	328
	A	Total (Regular posts 14.2(1) to 14.2(4)	2936	2783
	5	No. of Adhoc employees	0	0
	6	No. of contingency paid employees	0	0
	7	No. of work charged employees	0	0
	8	No. of contract employees	346	232
	B	Total (other than regular posts 14.2(5) to 14.2(8)	346	232
	C	Grand total (A+B)	3282	3015
	14.3	Actual expenditure (including DC)	74718.92	74593.85
Notes:- DC means Diminishing Cadre				

<b>Haryana Power Generation Corporation Ltd.</b>									
<b>Physical Performance for the years 2016-17 &amp; 2017-18</b>									
<b>Sr. No.</b>	<b>Particulars</b>	<b>2016-17</b>				<b>2017-18</b>			
		<b>Quantity</b>		<b>Amount (Rs. in lacs)</b>		<b>Quantity</b>		<b>Amount (Rs. in lacs)</b>	
		Production	Sale	Production	Sale	Production	Sale	Production	Sale
1	Generation of power (million units)	9645.92	8885.57	-	451339.32	10901.51	10083.80	0	527748.24

<b>Haryana Vidyut Prasaran Nigam Ltd.</b>		
<b>Company Profile</b>		
1.1	Year of Incorporation(Date)	14.08.1998 (on bifurcation of Haryana State Electricity Board)
1.2	Act under which incorporated	The Companies Act, 1956
1.3	Contact details (Registered / Corporate Office)	
	1.3.1 Address	Shakti Bhawan, Sector-6, Panchkula
	1.3.2 District	Panchkula
	1.3.3 State	Haryana
	1.3.4 Pin	134 109
	1.3.5 URL address, if any	www.hvsn.gov.in
	1.3.6 E-mail address, if any	hvspn@hry.nic.in
	1.3.7 Telephone Numbers	0172-2561931-39
	1.3.8 Fax Numbers	0172-2565746
<p><b>Main Objectives:-</b></p> <ol style="list-style-type: none"> <li>1. Planning, designing, construction, erection and maintenance of transmission lines, sub-stations of voltage level 600KV &amp; above and communication facilities.</li> <li>2. To maintain an integrated and efficient power transmission system network.</li> <li>3. Wheeling of power in accordance with the policies, guidelines laid down by the State Government and Haryana Electricity Regularity Commission (HERC) from time to time.</li> </ol>		

<b>Haryana Vidyut Prasaran Nigam Ltd. (HVPNL)</b>				
<b>Financial data for the years 2016-17 &amp; 2017-18</b>				
Sr. No.	Particulars			Rs. in Lakh
			<b>2016-17</b>	<b>2017-18</b>
1	Authorised Capital			500000.00
2	Paid up share capital			
	2.1	Central Govt.	0.00	0.00
	2.2	State Govt.	234877.58	261272.58
	2.3	Others	0.00	0.00
		Total	234877.58	261272.58
3	Reserves & Surplus			70567.06
4	Loans			
	4.1	Central Govt. Loan	0.00	0.00
	4.2	State Govt. Loan	51300.00	17100.00
	4.3	Others	467627.33	445342.46
	4.4	Working Capital	97225.11	113452.98
		Total	616152.44	575895.44
5	Grant-in-aid			0.00
6	Current Assets, Loan & Advances			82602.54
7	Current Liabilities & Provisions			141041.57
8	Net Working Capital			-58439.03
9	Turnover/Revenue			
	9.1	from Govt. assigned activities	169823.13	200657.20
	9.2	from other core activities	0.00	0.00
	9.3	From miscellaneous activities	23150.82	26887.98
		Total	192973.95	227545.18
10	Profit / Loss (PAIT)			
	10.1	from Govt. assigned activities	6925.69	15095.49
	10.2	from other core activities	0.00	0.00
	10.3	From miscellaneous activities	0.00	0.00
		Total	6925.69	15095.49
11	Accumulated P/L			22677.86
12	Dividend paid during the year			-
13	Status of Accounts (Audited upto the year)			2016-17
14	Manpower			2017-18
	14.1	Sanctioned posts (Nos.)	10480	10480
	14.2	Filled up posts (Nos.)		
	1	No. of Group A employees	266	261
	2	No. of Group B employees	171	228
	3	No. of Group C employees	2908	2728
	4	No. of Group D employees	631	569
	A	Total (Regular posts 14.2(1) to 14.2(4))	3976	3786
	5	No. of Adhoc employees		
	6	No. of contingency paid employees		
	7	No. of work charged employees		
	8	No. of contract employees	2992	3022
	B	Total (other than regular posts 14.2(5) to 14.2(8))	2992	3022
	C	Grand total (A+B)	6968	6808
	14.3	Actual expenditure (including DC)	48062.81	62016.82
Notes:- DC means Diminishing Cadre				

<b>Haryana Vidyut Prasaran Nigam Ltd.</b>					
<b>Physical Performance for the years 2016-17 &amp; 2017-18</b>					
<b>Sr. No.</b>	<b>Particulars</b>	<b>2016-17</b>		<b>2017-18</b>	
		<b>Units (in lakh)</b>	<b>Amt (in lakh)</b>	<b>Units (in lakh)</b>	<b>Amt (in lakh)</b>
1	Total units wheeled (in WM)	492195.57	144386.55	508709.83	174199.55
2.	Total No. Of Units received/sold	27993.85	25347.95	28469.81	26345.48

<b>Uttar Haryana Bijli Vitran Nigam Ltd.</b>		
<b>Company Profile</b>		
1.1	Year of Incorporation(Date)	15.03.1999
1.2	Act under which incorporated	The Companies Act, 1956
1.3	Contact details (Registered / Corporate Office)	
	1.3.1 Address	C-16, Vidyut Sadan, Sector-6, Panchkula
	1.3.2 District	Panchkula
	1.3.3 State	Haryana
	1.3.4 Pin	134 109
	1.3.5 URL address, if any	www.uhbvn.com
	1.3.6 E-mail address, if any	dstuhbvn@gmail.com
	1.3.7 Telephone Numbers	0172-3019173-175
	1.3.8 Fax Numbers	0172-3019121
<p><b>Main Objectives:-</b></p> <ol style="list-style-type: none"> <li>1.To arrange for the supply of electricity that may be required within the jurisdiction of UHBVN in an efficient &amp; economical manner, with particular reference to the areas, which are not for the time being supplied or adequately supplied with electricity.</li> <li>2. To supply electricity as soon as practicable to a licensee/other person requiring such supply.</li> <li>3. To exercise such control in relation to the generation, distribution &amp; utilization of electricity within the area of jurisdiction of UHBVN.</li> <li>4. To collect data on the demand for, and the use of, electricity &amp; to formulate perspective plans in co-ordination with the generating company or generating companies, if any, operating in the state for generation, transmission and distribution of electricity within its jurisdiction.</li> <li>5. To prepare and carry out schemes for transmission, distribution &amp; generally for promoting the use of electricity within the State.</li> </ol>		

Uttar Haryana Bijli Vitran Nigam Ltd. (UHBVNL)				
Financial data for the years 2016-17 & 2017-18				
Sr. No.	Particulars			Rs. in Lakh
			2016-17	2017-18
1	Authorised Capital			700000.00
2	Paid up share capital			
	2.1	Central Govt.		
	2.2	State Govt.	283598.63	556677.78
	2.3	Others	54698.55	54698.55
		Total	338297.18	611376.33
3	Reserves & Surplus			-
4	Loans			1176277.97
	4.1	Central Govt. Loan	0.00	0.00
	4.2	State Govt. Loan	922069.23	615001.12
	4.3	Others	159962.04	166662.66
	4.4	Working Capital	355412.00	347232.33
		Total	1437443.27	1128896.11
5	Grant-in-aid			396531.60
6	Current Assets, Loan & Advances			175287.03
7	Current Liabilities & Provisions			322581.28
8	Net Working Capital			-147294.25
9	Turnover/Revenue			1289464.59
	9.1	from Govt. assigned activities	0.00	0.00
	9.2	from other core activities	0.00	0.00
	9.3	From miscellaneous activities	0.00	0.00
		Total	1289464.59	1393235.27
10	Profit / Loss (PAIT)			-20500.74
	10.1	from Govt. assigned activities	0.00	0.00
	10.2	from other core activities	0.00	0.00
	10.3	From miscellaneous activities	0.00	0.00
		Total	-20500.74	27823.59
11	Accumulated P/L			-
12	Dividend paid during the year			1607806.65
13	Status of Accounts (Audited upto the year)			0.00
14	Manpower			0.00
	14.1	Sanctioned posts (Nos.)	18394	18193
	14.2	Filled up posts (Nos.)		
	1	No. of Group A employees	181	187
	2	No. of Group B employees	139	143
	3	No. of Group C employees	7409	6905
	4	No. of Group D employees	464	422
	A	Total (Regular posts 14.2(1) to 14.2(4)	8193	7657
	5	No. of Adhoc employees	0	0
	6	No. of contingency paid employees	0	0
	7	No. of work charged employees	0	0
	8	No. of contract employees	4579	4548
	B	Total (other than regular posts 14.2(5) to 14.2(8)	4579	4548
	C	Grand total (A+B)	12772	12205
	14.3	Actual expenditure (including DC)	106845.06	129886.92
Notes:- DC means Diminishing Cadre				

Uttar Haryana Bijli Vitran Nigam Ltd.									
Physical Performance for the years 2016-17 & 2017-18									
Sr. No.	Particulars	2016-17				2017-18			
		Quantity (in Mu)		Amount (Rs. in crore)		Quantity (in Mu)		Amount (Rs. in crore)	
		Procurement/ Production	Sale	Procurement/ Production	Sale	Procurement/ Production	Sale	Procurement/ Production	Sale
1.	Purchase	22355.66	-	10256.12	-	22969.10	-	10338.55	-
2.	Sale	-	15594.72		12686.17		16966.44		13686.51

<b>Dakshin Haryana Bijli Vitran Nigam Ltd.</b>		
<b>Company Profile</b>		
1.1	Year of Incorporation(Date)	15.03.1999
1.2	Act under which incorporated	The Companies Act, 1956
1.3	Contact details (Registered / Corporate Office)	
	1.3.1 Address	Vidyut Sadan, Vidyut Nagar, Hisar
	1.3.2 District	Hisar
	1.3.3 State	Haryana
	1.3.4 Pin	125005
	1.3.5 URL address, if any	<a href="http://www.dhbvn.com">www.dhbvn.com</a>
	1.3.6 E-mail address, if any	mddhbvn10@gmail.com
	1.3.7 Telephone Numbers	01662- 223392
	1.3.8 Fax Numbers	01662- 223098
<p><b>Main Objectives:-</b></p> <p>Distribution /sale of electrical energy in a southern district of Haryana namely Faridabad, Palwal, Gurugram, Mewat, Rewari, M/Garh, Bhiwani, Hisar, Fatehabad, Sirsa &amp; Jind.</p>		

<b>Dakshin Haryana Bijli Vitran Nigam Ltd. (DHBVNL)</b>				
<b>Financial data for the years 2016-17 &amp; 2017-18</b>				
Sr. No.	Particulars		Rs. in Lakh	
			<b>2016-17</b>	<b>2017-18</b>
1	Authorised Capital		500000.00	500000.00
2	Paid up share capital			
	2.1	Central Govt.	0.00	0.00
	2.2	State Govt.	210705.22	254432.57
	2.3	Others	43727.35	13908.50
		Total	254432.57	268341.07
3	Reserves & Surplus		-887083.22	-853243.17
4	Loans			
	4.1	Central Govt. Loan	0.00	0.00
	4.2	State Govt. Loan	602302.65	408389.03
	4.3	Others	186014.75	188635.40
	4.4	Working Capital	238520.04	196933.30
		Total	1026837.44	793957.73
5	Grant-in-aid		137071.98	157500.49
6	Current Assets, Loan & Advances		348199.02	339132.96
7	Current Liabilities & Provisions		670575.85	641977.58
8	Net Working Capital		-322376.83	-302844.62
9	Turnover/Revenue			
	9.1	from Govt. assigned activities	0.00	0.00
	9.2	from other core activities	156857.29	1691232.93
	9.3	From miscellaneous activities	0.00	0.00
		Total	156857.29	1691232.93
10	Profit / Loss (PAIT)			
	10.1	from Govt. assigned activities	0.00	0.00
	10.2	from other core activities	1196.22	13411.55
	10.3	From miscellaneous activities	0.00	0.00
		Total	1196.22	13411.55
11	Accumulated P/L		-1395173.81	-1379039.04
12	Dividend paid during the year		0.00	0.00
13	Status of Accounts (Audited upto the year)		2016-17	2017-18
14	Manpower			
	14.1	Sanctioned posts (Nos.)	18813	18813
	14.2	Filled up posts (Nos.)		
	1	No. of Group A employees	136	131
	2	No. of Group B employees	130	142
	3	No. of Group C employees	8582	8182
	4	No. of Group D employees	502	453
	A	Total (Regular posts 14.2(1) to 14.2(4))	9350	8908
	5	No. of Adhoc employees	0	0
	6	No. of contingency paid employees	0	0
	7	No. of work charged employees	0	0
	8	No. of contract employees	5414	5862
	B	Total (other than regular posts 14.2(5) to 14.2(8))	5414	5862
	C	Grand total (A+B)	14764	14770
	14.3	Actual expenditure (including DC)	108934.09	134228.74
Notes:- DC means Diminishing Cadre				

<b>Dakshin Haryana Bijli Vitran Nigam Ltd.</b>									
<b>Physical Performance for the years 2016-17 &amp; 2017-18</b>									
<b>Sr. No.</b>	<b>Particulars</b>	<b>2016-17</b>				<b>2017-18</b>			
		<b>Quantity (in Mu)</b>		<b>Amount (Rs. in crore)</b>		<b>Quantity (in Mu)</b>		<b>Amount (Rs. in crore)</b>	
		Procurement/ Production	Sale	Procurement/ Production	Sale	Procurement/ Production	Sale	Procurement/ Production	Sale
1.	Electricity	28908.03	22091.13	13001.35	12437.53	31765.82	25097.41	14215.60	13400.13

<b>Haryana Tourism Corporation Ltd.</b>		
<b>Company Profile</b>		
1.1	Year of Incorporation(Date)	1.5.1974
1.2	Act under which incorporated	The Companies Act, 1956
1.3	Contact details (Registered / Corporate Office)	
	1.3.1 Address	SCO No. 17-18-19, Sector 17-B, Chandigarh
	1.3.2 District	
	1.3.3 State	U.T. Chandigarh
	1.3.4 Pin	160017
	1.3.5 URL address, if any	www.haryanatourism.com
	1.3.6 E-mail address, if any	haryanatourism@gmail.com
	1.3.7 Telephone Numbers	0172-2702955-56-57, 2770036
	1.3.8 Fax Numbers	0172-2703185
<p><b>Main Objectives:-</b></p> <p>1) To purchase, acquire, develop and take over from time to time all or any of the restaurants, bars, liquor vends, bonded warehouses, wholesale and retail vends of foreign liquor, cafeterias, canteens, milk bars, bakeries, shops, catering establishments, petrol pumps, repair work shops, tourist bungalows, hotels, huts, motels, guest houses, entertainment projects and other places of tourist, archeological and historic interest in Haryana and/or elsewhere, cars, buses, trucks, boats, ponies etc. from the government of the state of Haryana with all or any of the rights, licences and business for the purpose of boarding, lodging, stay, comfort and entertainment of tourists and run, maintain, manage and administer them.</p> <p>2) Purchase, produce, distribute and sell tourist publicity materials: edit, design, print, publish, sell or otherwise deal with books, magazines, periodicals, folders, inserts, guide maps pamphlets, bills, posters, picture, postcards, diaries, calendars, slides, cinematograph films and other material for the purpose of giving publicity to and developing tourism.</p> <p>3) To provide lodging and boarding and other facilities to the public including tourists, visitors and other delegates coming to India from foreign countries and to members of delegations and missions from foreign countries.</p>		

<b>Haryana Tourism Corporation Ltd. (HTC)</b>				
<b>Financial data for the years 2016-17 &amp; 2017-18</b>				
Sr. No.	Particulars			Rs. in Lakh
			<b>2016-17</b>	<b>2017-18</b>
1	Authorised Capital			3000.00 3500.00
2	Paid up share capital			
	2.1	Central Govt.	0.00	0.00
	2.2	State Govt.	2979.39	3091.80
	2.3	Others	0.00	0.00
		Total	2979.39	3091.80
3	Reserves & Surplus			3264.16 1871.29
4	Loans			
	4.1	Central Govt. Loan	0.00	0.00
	4.2	State Govt. Loan	0.00	0.00
	4.3	Others	0.00	0.00
	4.4	Working Capital	4768.88	5134.10
		Total	4768.88	5134.10
5	Grant-in-aid			29671.97 31098.33
6	Current Assets, Loan & Advances			12360.64 11867.83
7	Current Liabilities & Provisions			5203.39 6733.73
8	Net Working Capital			7157.25 5134.10
9	Turnover/Revenue			32328.05 29619.79
	9.1	from Govt. assigned activities	0.00	0.00
	9.2	from other core activities		
	9.3	From miscellaneous activities	0.00	0.00
		Total	32328.05	29619.79
10	Profit / Loss (PAIT)			25.20 -1394.77
	10.1	from Govt. assigned activities	0.00	0.00
	10.2	from other core activities	0.00	0.00
	10.3	From miscellaneous activities	0.00	0.00
		Total	25.20	-1394.77
11	Accumulated P/L			3074.67 1679.90
12	Dividend paid during the year			0.00 0.00
13	Status of Accounts (Audited upto the year)			2014-15 2014-15
14	Manpower			
	14.1	Sanctioned posts (Nos.)	2172	2172
	14.2	Filled up posts (Nos.)	1320	1218
	1	No. of Group A employees	7	6
	2	No. of Group B employees	26	20
	3	No. of Group C employees	357	341
	4	No. of Group D employees	930	851
	A	Total (Regular posts 14.2(1) to 14.2(4))	1320	1218
	5	No. of Adhoc employees	0	0
	6	No. of contingency paid employees	0	0
	7	No. of work charged employees	0	0
	8	No. of contract employees	0	0
	B	Total (other than regular posts 14.2(5) to 14.2(8))	279	208
	C	Grand total (A+B)	1599	1426
	14.3	Actual expenditure (including DC)	6212.35	6789.43
Notes:- DC means Diminishing Cadre				

<b>Haryana Tourism Corporation Ltd.</b>			
<b>Physical Performance for the years 2016-17 &amp; 2017-18</b>			
		<b>2016-17</b>	<b>2017-18</b>
<b>Sr. No.</b>	<b>Particulars</b>		
1	Tourist Complexes (Nos.)	42	43
2	Tourist Complexes in Profit (Nos.)	26	20
3	Tourist Arrivals ( Nos. in lakh)	77.37	62.43
	i) Domestic	74.08	60.50
	ii) Foreign	3.29	1.93
4	Average Occupancy (%age)	60%	50%
5	Foreign Exchange Earnings (Rs. in lakh)	1.01	0.12

<b>Haryana State Electronics Development Corporation Ltd.</b>		
<b>Company Profile</b>		
1.1	Year of Incorporation(Date)	15.5.1982
1.2	Act under which incorporated	The Companies Act, 1956
1.3	Contact details (Registered / Corporate Office)	
	1.3.1 Address	SCO No. 111-113, Sector 17-B, Chandigarh
	1.3.2 District	
	1.3.3 State	U.T. Chandigarh
	1.3.4 Pin	160017
	1.3.5 URL address, if any	www.hartron.org
	1.3.6 E-mail address, if any	hartron@hartron.org
	1.3.7 Telephone Numbers	0172-2722961
	1.3.8 Fax Numbers	0172-2720113
<p><b>Main Objectives:-</b></p> <ol style="list-style-type: none"> <li>1) To provide infrastructural facilities like central testing, calibration/standardization, consultancy and functional estates to electronics industry particularly small scale and ancillary units in the State.</li> <li>2) To identify potential electronics entrepreneurs in the state with technical and managerial background and to assist them with project identification, market surveys, feasibility reports/studies, finances by way of underwriting etc.</li> <li>3) To conduct prototype development and pilot production of electronics system and companies for the benefit of industry particularly small scale units in the state.</li> <li>4) To manufacture, buy, sell, import, export, alter, improve prepare for market, exchange, install, repair, service, let-on-hire or otherwise provide facilities and deal in all types of electronics, computers, opto-electronics/optics, electrical &amp; solar energy systems, equipments, components, gadgets and their accessories and any other commercial or industrial electronics, electrical and solar energy projects, equipment and appliances and components and consumer articles products.</li> <li>5) To acquire lands and develop them suitably for providing communication, power supply, water supply and other facilities and make them available for the purpose of establishing a new industrial undertaking, firm or company.</li> </ol>		

Haryana State Electronics Development Corporation Ltd. (HARTRON)						
Financial data for the years 2016-17 & 2017-18						
Sr. No.	Particulars				Rs. in Lakh	
					2016-17	2017-18
1	Authorised Capital				1000.00	1000.00
2	Paid up share capital					
	2.1	Central Govt.			0.00	0.00
	2.2	State Govt.			989.76	989.76
	2.3	Others			0.00	0.00
		Total			989.76	989.76
3	Reserves & Surplus				7004.25	8381.13
4	Loans					
	4.1	Central Govt. Loan			0.00	0.00
	4.2	State Govt. Loan			0.00	0.00
	4.3	Others			0.00	0.00
	4.4	Working Capital			0.00	0.00
		Total			0.00	0.00
5	Grant-in-aid				350.00	350.00
6	Current Assets, Loan & Advances				32527.00	34171.75
7	Current Liabilities & Provisions				23495.17	30418.93
8	Net Working Capital				9031.83	3752.82
9	Turnover/Revenue					
	9.1	from Govt. assigned activities			0.00	0.00
	9.2	from other core activities			3224.54	3751.34
	9.3	From miscellaneous activities			1939.47	2053.62
		Total			5164.01	5804.96
10	Profit / Loss (PAIT)					
	10.1	from Govt. assigned activities			0.00	0.00
	10.2	from other core activities			192.10	846.79
	10.3	From miscellaneous activities			0.00	0.00
		Total			192.10	846.79
11	Accumulated P/L				7004.25	8381.13
12	Dividend paid during the year				0.00	0.00
13	Status of Accounts (Audited upto the year)				2016-17	2016-17
14	Manpower					
	14.1	Sanctioned posts (Nos.)			328	329
	14.2	Filled up posts (Nos.)				
		1	No. of Group A employees		16	16
		2	No. of Group B employees		30	30
		3	No. of Group C employees		86	83
		4	No. of Group D employees		30	29
		A	Total (Regular posts 14.2(1) to 14.2(4)		162	158
		5	No. of Adhoc employees		0	0
		6	No. of contingency paid employees		0	0
		7	No. of work charged employees		0	0
		8	No. of contract employees		270	264
		B	Total (other than regular posts 14.2(5) to 14.2(8)		270	264
		C	Grand total (A+B)		432	422
	14.3	Actual expenditure (including DC)			4855.54	4428.06
Notes:- DC means Diminishing Cadre						

<b>Haryana State Electronics Development Corporation Ltd.</b>			
<b>Physical Performance for the years 2016-17 &amp; 2017-18</b>			
		<b>2016-17</b>	<b>2017-18</b>
<b>Sr. No.</b>	<b>Particulars</b>		
1.	IT Projects		
i)	Executed (Nos.)		
ii)	Revenue Generated (Rs. in lakh)	92.79	266.36
2.	Training Activity		
i)	Training Programmes Organized (Nos.)	4	2
ii)	Officers/Officials Trained (Nos.)	454	-
iii)	Revenue Generated (Rs. in lakh)	337.79	182.34
3.	Franchise		
i)	No. of Centres	81	81
ii)	Revenue Generated (Rs. in lakh)	302.56	366.44
4.	Placement Activity		
i)	No. of Persons Deployed	524	695
ii)	Revenue Generated (Rs. in lakh)	65.14	110.56
5.	Infrastructure Development		
i)	No. of Projects	Nil	NIL
ii)	Total Cost of Projects (Rs. in lakh)	-	-
iii)	Hartron's Contribution (Rs. in lakh)	320.06	335.52
6.	Revenue from Marketing Activity (Rs. in lakh)	445.54	335.92

<b>Haryana Roadways Engineering Corporation Ltd.</b>		
<b>Company Profile</b>		
1.1	Year of Incorporation(Date)	27.11.1987
1.2	Act under which incorporated	The Companies Act, 1956
1.3	Contact details (Registered / Corporate Office)	
	1.3.1 Address	6 <sup>th</sup> Milestone, Gurgaon Jaipur Highway, Behrampur Road, Khandsa, Gurugram
	1.3.2 District	Gurugram
	1.3.3 State	Haryana
	1.3.4 Pin	122001
	1.3.5 URL address, if any	-
	1.3.6 E-mail address, if any	<u>gm.hrec27@gmail.com</u>
	1.3.7 Telephone Numbers	0124-2215389, 2215660
	1.3.8 Fax Numbers	0124-2215389
<p>Main Objectives:-</p> <p>To fabricate bus bodies mainly for Haryana Roadways.</p>		

<b>Haryana Roadways Engineering Corporation Ltd.(HREC)</b>				
<b>Financial data for the years 2016-17 &amp; 2017-18</b>				
Sr. No.	Particulars		Rs. in Lakh	
			2016-17	2017-18
1	Authorised Capital		700.00	700.00
2	Paid up share capital			
	2.1	Central Govt.	0.00	
	2.2	State Govt.	660.00	665.00
	2.3	Others	0.00	0.00
		Total	660.00	665.00
3	Reserves & Surplus		1603.00	1857.00
4	Loans			
	4.1	Central Govt. Loan	0.00	0.00
	4.2	State Govt. Loan	0.00	0.00
	4.3	Others	0.00	0.00
	4.4	Working Capital	0.00	0.00
		Total	0.00	0.00
5	Grant-in-aid		0.00	0.00
6	Current Assets, Loan & Advances		11704.00	13690.00
7	Current Liabilities & Provisions		10187.00	11691.00
8	Net Working Capital		1517.00	1999.00
9	Turnover/Revenue			
	9.1	from Govt. assigned activities	5754.00	5787.00
	9.2	from other core activities	0.00	0.00
	9.3	From miscellaneous activities	0.00	0.00
		Total	5754.00	5787.00
10	Profit / Loss (PAIT)			
	10.1	from Govt. assigned activities	-285.00	254.00
	10.2	from other core activities	0.00	0.00
	10.3	From miscellaneous activities	0.00	0.00
		Total	-285.00	254.00
11	Accumulated P/L		1517	1770.00
12	Dividend paid during the year		0.00	0.00
13	Status of Accounts (Audited upto the year)		2016-17	2016-17
14	Manpower			
	14.1	Sanctioned posts (Nos.)	206	206
	14.2	Filled up posts (Nos.)		
	1	No. of Group A employees	1	1
	2	No. of Group B employees	4	5
	3	No. of Group C employees	97	85
	4	No. of Group D employees	2	9
	A	Total (Regular posts 14.2(1) to 14.2(4))	104	100
	5	No. of Adhoc employees	0	0
	6	No. of contingency paid employees	0	0
	7	No. of work charged employees	0	0
	8	No. of contract employees	1	1
	B	Total (other than regular posts 14.2(5) to 14.2(8))	1	1
	C	Grand total (A+B)	105	101
	14.3	Actual expenditure (including DC)	717	936
Notes:- DC means Diminishing Cadre				

<b>Haryana Roadways Engineering Corporation Ltd.</b>									
<b>Physical Performance for the years 2016-17 &amp; 2017-18</b>									
<b>Sr. No.</b>	<b>Particulars</b>	<b>2016-17</b>				<b>2017-18</b>			
		<b>Quantity</b>		<b>Amount (Rs. in lakh)</b>		<b>Quantity</b>		<b>Amount (Rs. in lakh)</b>	
		Procurement /Production	Sale	Procurement /Production	Sale	Procurement/ Production	Sale	Procurement /Production	Sale
1.	April	-	10	-	187	25	5	348	35
2.	May	-	-	-	-	0	2	0	17
3.	June	-	-	-	-	0	17	0	363
4.	July	-	-	-	-	0	-	0	-
5.	August	-	-	-	-	58	32	806	639
6.	September	-	-	-	-	67	27	931	510
7.	October	-	-	-	-	6	14	83	267
8.	November	-	-	-	-	80	21	1112	398
9.	December	-	-	-	-	14	3	195	58
10.	January	-	41	-	764	12	53	167	1001
11.	February	26	106	350	1836	85	56	1182	1058
12.	March	24	66	323	1333	43	44	598	830
	<b>Total</b>	<b>50</b>	<b>223</b>	<b>673</b>	<b>4120</b>	<b>390</b>	<b>274</b>	<b>5422</b>	<b>5176</b>

<b>Haryana State Medical Services Corporation Ltd.</b>		
<b>Company Profile</b>		
1.1	Year of Incorporation (Date)	05.06.2014
1.2	Act under which incorporated	Companies Act 2013
1.3	Contact details (Registered / Corporate Office)	
	1.3.1 Address	Bays 59-62, Sector 2, Panchkula
	1.3.2 District	Panchkula
	1.3.3 State	Haryana
	1.3.4 Pin	134109
	1.3.5 URL address, if any	Hmscl.org.in
	1.3.6 E-mail address, if any	<a href="mailto:hmsclmd@gmail.com">hmsclmd@gmail.com</a> ; <a href="mailto:achmscl@gmail.com">achmscl@gmail.com</a>
	1.3.7 Telephone Numbers	0172-2575578, 8319002767
	1.3.8 Fax Numbers	-
<p><b>Main Objectives:-</b></p> <p>To buy or otherwise acquire all medicines/equipments for Government Medical Colleges and Government Health institutions in Haryana State.</p>		

Haryana Medical Services Corporation Ltd. (HMSCL)						
Financial data for the years 2016-17 & 2017-18						
Sr. No.	Particulars				Rs. in Lakh	
					2016-17	2017-18
1	Authorised Capital					
2	Paid up share capital				1000.00	1000.00
	2.1	Central Govt.				
	2.2	State Govt.			499.99	499.99
	2.3	Others			0.00	0.00
		Total			499.99	499.99
3	Reserves & Surplus				171.93	554.36
4	Loans					
	4.1	Central Govt. Loan			0.00	0.00
	4.2	State Govt. Loan			0.00	0.00
	4.3	Others			0.00	0.00
	4.4	Working Capital			0.00	0.00
		Total			0.00	0.00
5	Grant-in-aid				0.00	0.00
6	Current Assets, Loan & Advances				11132.30	14855.80
7	Current Liabilities & Provisions				10490.59	13836.40
8	Net Working Capital				641.71	1019.40
9	Turnover/Revenue					
	9.1	from Govt. assigned activities			401.75	1127.74
	9.2	from other core activities				
	9.3	From miscellaneous activities			286.61	99.26
		Total			688.36	1227.00
10	Profit / Loss (PAIT)					
	10.1	from Govt. assigned activities			194.54	499.80
	10.2	from other core activities			0.00	0.00
	10.3	From miscellaneous activities			0.00	0.00
		Total			194.54	499.80
11	Accumulated P/L				194.54	499.80
12	Dividend paid during the year				0.00	0.00
13	Status of Accounts (Audited upto the year)				2015-16	2015-16
14	Manpower					
	14.1	Sanctioned posts (Nos.)			188	
	14.2	Filled up posts (Nos.)				
		1	No. of Group A employees		41	41
		2	No. of Group B employees		6	6
		3	No. of Group C employees		2	2
		4	No. of Group D employees		29	29
		A	Total (Regular posts 14.2(1) to 14.2(4))		78	78
		5	No. of Adhoc employees			
		6	No. of contingency paid employees		11	13
		7	No. of work charged employees			
		8	No. of contract employees		8	8
		B	Total (other than regular posts 14.2(5) to 14.2(8))		19	21
		C	Grand total (A+B)		97	99
	14.3	Actual expenditure (including DC)			47.67	86
Notes:- DC means Diminishing Cadre						

Haryana State Medical Services Corporation Ltd.									
Physical Performance for the years 2016-17 and 2017-18									
Sr. No.	Particulars	2016-17				2017-18			
		Quantity		Amount (In lakh)		Quantity		Amount (In lakh)	
		Procurement/ Production	sale	Procurement/ Production	Sale	Procurement/ Production	Sale	Procurement/ Production	Sale
1	Medicines	652278160. 00	-	866380553. 50	-	735152531. 00	-	104523928 2.00	-

<b>Haryana Mass Rapid Transport Corporation Ltd.</b>		
<b>Company Profile</b>		
1.1	Year of Incorporation (Date)	24.03.2012
1.2	Act under which incorporated	The Companies Act, 1956
1.3	Contact details (Registered / Corporate Office)	
	1.3.1 Address	C-3, HUDA Complex, Sector 6, Panchkula
	1.3.2 District	Panchkula
	1.3.3 State	Haryana
	1.3.4 Pin	134109
	1.3.5 URL address, if any	-
	1.3.6 E-mail address, if any	adfhmrtc@gmail.com
	1.3.7 Telephone Numbers	0172-2563003
	1.3.8 Fax Numbers	-
Main Objectives:-		
<ol style="list-style-type: none"> <li>1. To carry on the business of planning, designing, development, maintenance, operation of mass transit and other urban transport, last mile connectivity and people mover system of all types and description itself or in association with other undertaking(s) or agencies or companies through any turnkey contract, special purpose vehicle or otherwise by constructing, facilitating, construction, taking over, leasing either on its own or otherwise, and by building new transit routes of any mode or a combination of modes, with all infrastructural facilities.</li> <li>2. To design, construct, undertake civil works, procure, install systems, rolling stock, tracks, signalling and telecommunication systems, automatic fare collection systems, and other systems/facilities, required for a successful metro links and other means of rapid transport and to test, commission, operate and maintain these systems.</li> <li>3. To carry on business relating to setting up of new production units for manufacture of rolling stock, mass transit vehicles, signalling, interlocking and telecommunication equipment, bridge girders, structures, welded rails, prestressed concrete sleepers, various track components and other requirements for mass transit and other urban transport and people mover systems of any kind and description.</li> <li>4. To carry on business relating to manufacture of new signalling, telecommunication and train and traffic control and management systems.</li> <li>5. To design, plan, develop, re-develop, remodel existing railways stations, yards, depots, etc. and manage, maintain, operate the facilities so created either on its own or in association with other undertakings or agencies or companies through any turn-key contract, special purpose vehicle or otherwise.</li> <li>6. To establish, provide, maintain and perform engineering, technical and consultancy services for development of urban mass transport projects of all types and descriptions anywhere in India or abroad, either individually or in association with other undertakings or agencies or companies or persons, including supply, erection, commissioning of equipment, testing, operation and maintenance and rendering all other services ancillary thereto.</li> <li>7. To take over any existing urban mass transport projects owned by the State Govt. departments, boards, corporations/authorities/agencies with the assets and liabilities, so far as they relate to these projects and to operate these projects.</li> <li>8. To commercially exploit, facilitate commercial exploitation of land and air space and other resources for optimal utilization of their potential.</li> <li>9. To undertake construction of or facilitate road capacity improvement works such as new roads, road widening, parallel roads, slip roads, junction improvements, bridges road over bridges, road under bridges, flyovers, signalization, bus bays, parking facilities, foot over bridges and sub ways.</li> <li>10. To undertake and/or facilitate transit oriented developmental activities on its own or on behalf of the Central and or State Government or any organizations belonging to or under the direct or indirect control of the central, state or local Governments, with a view to encourage dispersed growth and transit oriented development.</li> <li>11. To run taxicabs, lorries, buses, cars, trucks, station wagons, airplanes, motors, railways, rail motors, vessels, boats and all other vehicles of whatsoever kind from one place to another as intercity or intra-city services or BRT feeder bus services for the purpose of carrying, conveying and transporting and for efficient running of the mass transit system.</li> <li>12. To undertake building, strengthening, rebuilding or regarding ring of existing bridges.</li> <li>13. To undertake laying and renewal of permanent way(s), including points and crossings.</li> <li>14. To construct and modernize manufacturing, remanufacturing and repair workshops and maintenance depots.</li> </ol>		

<b>Haryana Mass Rapid Transport Corporation Ltd. (HMRTC)</b>				
<b>Financial data for the years 2016-17 &amp; 2017-18</b>				
Sr. No.	Particulars			Rs. in Lakh
			<b>2016-17</b>	<b>2017-18</b>
1	Authorised Capital			10000.00
2	Paid up share capital			
	2.1	Central Govt.	0.00	0.00
	2.2	State Govt.	51.00	51.00
	2.3	Others	49.00	49.00
		Total	100.00	100.00
3	Reserves & Surplus			3.49
4	Loans			22.54
	4.1	Central Govt. Loan	0.00	0.00
	4.2	State Govt. Loan	0.00	0.00
	4.3	Others	0.00	0.00
	4.4	Working Capital	0.00	0.00
		Total	0.00	0.00
5	Grant-in-aid			0.00
6	Current Assets, Loan & Advances			0.00
7	Current Liabilities & Provisions			367.85
8	Net Working Capital			292.27
9	Turnover/Revenue			32823.61
	9.1	from Govt. assigned activities	75.58	2036.36
	9.2	from other core activities		
	9.3	From miscellaneous activities	49.17	105.20
		Total	49.17	105.20
10	Profit / Loss (PAIT)			
	10.1	from Govt. assigned activities	0.00	0.00
	10.2	from other core activities	0.00	0.00
	10.3	From miscellaneous activities	49.17	105.20
		Total	49.17	105.20
11	Accumulated P/L			3.49
12	Dividend paid during the year			0.00
13	Status of Accounts (Audited upto the year)			2016-17
14	Manpower			2017-18
	14.1	Sanctioned posts (Nos.)	1	1
	14.2	Filled up posts (Nos.)		
	1	No. of Group A employees		
	2	No. of Group B employees		
	3	No. of Group C employees		
	4	No. of Group D employees		
	A	Total (Regular posts 14.2(1) to 14.2(4))	1	1
	5	No. of Adhoc employees	0	0
	6	No. of contingency paid employees	0	0
	7	No. of work charged employees	0	0
	8	No. of contract employees	5	6
	B	Total (other than regular posts 14.2(5) to 14.2(8))	5	6
	C	Grand total (A+B)	6	7
	14.3	Actual expenditure (including DC)	5.47	30.44
Notes:- DC means Diminishing Cadre				

Gurgaon Technology Park Ltd.			
Company Profile			
1.1	Year of Incorporation (Date)		07.02.1996
1.2	Act under which incorporated		The Companies Act, 1956
1.3	Contact details (Registered / Corporate Office)		
	1.3.1	Address	Infocity-I, Sector 34, Opp. Hero Handa Factory, Gurugram
	1.3.2	District	Gurgaon
	1.3.3	State	Haryana
	1.3.4	Pin	122001
	1.3.5	URL address, if any	
	1.3.6	E-mail address, if any	gtpl34@gmail.com
	1.3.7	Telephone Numbers	0124-4032211, 4032212
	1.3.8	Fax Numbers	
<p><b>Main Objectives:-</b></p> <p>To undertake and carry on the business of setting up, developing, operating and managing Technology Parks, Media Parks, Financial Parks, Electronic Parks and real estate development of any kind and such allied business anywhere in India with a view to attract investment from multinational &amp; other reputed companies, enterprises and undertakings, to facilitate induction of new technologies, modern management practices and work culture, generation of new employment opportunity in the state of Haryana with the intention to provide employment opportunity and to boost exports &amp; industrial production/ productivity in the state of Haryana.</p>			

Gurgaon Technology Park Ltd. (GTPL)				
Financial data for the years 2016-17 & 2017-18				
Sr. No.	Particulars		Rs. in Lakh	
			2016-17	2017-18
1	Authorised Capital		3000.00	3000.00
2	Paid up share capital			
	2.1	Central Govt.	0.00	0.00
	2.2	State Govt.	0.00	0.00
	2.3	Others	1472.00	1472.00
		Total	1472.00	1472.00
3	Reserves & Surplus		2806.00	3148.00
4	Loans			
	4.1	Central Govt. Loan	0.00	0.00
	4.2	State Govt. Loan	0.00	0.00
	4.3	Others	0.00	0.00
	4.4	Working Capital	0.00	0.00
		Total	0.00	0.00
5	Grant-in-aid		0.00	0.00
6	Current Assets, Loan & Advances		2906.00	3153.00
7	Current Liabilities & Provisions		55.00	70.00
8	Net Working Capital		2851.00	3083.00
9	Turnover/Revenue			
	9.1	from Govt. assigned activities	0.00	0.00
	9.2	from other core activities	69.00	69.00
	9.3	From miscellaneous activities	0.00	0.00
		Total	69.00	69.00
10	Profit / Loss (PAIT)			
	10.1	from Govt. assigned activities	0.00	0.00
	10.2	from other core activities	179.00	342.00
	10.3	From miscellaneous activities	0.00	0.00
		Total	179.00	342.00
11	Accumulated P/L		87	521.00
12	Dividend paid during the year		0.00	0.00
13	Status of Accounts (Audited upto the year)		2016-17	2017-18
14	Manpower			
	14.1	Sanctioned posts (Nos.)		
	14.2	Filled up posts (Nos.)		
	1	No. of Group A employees	0	0
	2	No. of Group B employees	1	1
	3	No. of Group C employees	0	0
	4	No. of Group D employees	0	0
	A	Total (Regular posts 14.2(1) to 14.2(4)	1	1
	5	No. of Adhoc employees	0	0
	6	No. of contingency paid employees	0	0
	7	No. of work charged employees	0	0
	8	No. of contract employees	32	32
	B	Total (other than regular posts 14.2(5) to 14.2(8)	32	32
	C	Grand total (A+B)	33	33
	14.3	Actual expenditure (including DC)	63	69
Notes:- DC means Diminishing Cadre				

Gurgaon Technology Park Ltd.									
Physical Performance for the years 2016-17 & 2017-18									
Sr. No.	Particulars	2016-17				2017-18			
		Quantity		Amount (Rs. in lakh)		Quantity		Amount (Rs. in lakh)	
		Procurement/ Production	Sale	Procurement/ Production	Sale		Sale	Procurement/ Production	Sale
1	Income from maintenance charges	-	N.A	N.A	Rs. 69	-	N.A	N.A	Rs.69

The Haryana State Coop. Supply & Marketing Federation Ltd. (HAFED)		
Company Profile		
1.1	Year of Incorporation(Date)	15.9.1966
1.2	Act under which incorporated	Cooperative Societies Act, 1984
1.3	Contact details (registered / Corporate Office)	
	1.3.1 Address	Corporate Office, Sector-5, Panchkula
	1.3.2 District	Panchkula
	1.3.3 State	Haryana
	1.3.4 Pin	134109
	1.3.5 URL address, if any	<a href="http://www.hafed.gov.in">www.hafed.gov.in</a>
	1.3.6 E-mail address, if any	<a href="mailto:hafed@hry.nic.in">hafed@hry.nic.in</a>
	1.3.7 Telephone Numbers	0172-2590520-26
	1.3.8 Fax Numbers	91-172-2590711 & 2590708
<p>Main Objectives:-</p> <ul style="list-style-type: none"> <li>• To undertake and make arrangement for procurement, marketing and processing of agricultural produce and allied products.</li> <li>• To make arrangement for supply of agricultural inputs such as fertilizers, seeds and agro chemicals.</li> <li>• To facilitate the working of the affiliated Co-operative Societies.</li> </ul>		

Haryana State Coop Supply & Marketing Federation Ltd. (HAFED)					
Financial data for the years 2016-17 & 2017-18					
Sr. No.		Particulars		Rs. in Lakh	
				2016-17	2017-18
1	Authorised Capital			2180.28	2333.13
2	Paid up share capital				
	2.1	Central Govt.		0.00	0.00
	2.2	State Govt.		18.75	18.75
	2.3	Others		2161.53	2314.38
		Total		2180.28	2333.13
3	Reserves & Surplus			107294.53	125776.50
4	Loans				
	4.1	Central Govt. Loan		0.00	0.00
	4.2	State Govt. Loan		0.00	0.00
	4.3	Others		58652.62	149384.45
	4.4	Working Capital		8559.04	7454.46
		Total		67211.66	156838.91
5	Grant-in-aid			0.00	0.00
6	Current Assets, Loan & Advances			124071.60	220349.00
7	Current Liabilities & Provisions			105138.32	193065.74
8	Net Working Capital			18933.28	27283.26
9	Turnover/Revenue				
	9.1	from Govt. assigned activities		0.00	0.00
	9.2	from other core activities		894090.15	935270.31
	9.3	From miscellaneous activities		0.00	0.00
		Total		894090.15	935270.31
10	Profit / Loss (PAIT)				
	10.1	from Govt. assigned activities		0.00	0.00
	10.2	from other core activities		10796.44	7628.89
	10.3	From miscellaneous activities		0.00	0.00
		Total		10796.44	7628.89
11	Accumulated P/L			43237.47	54484.35
12	Dividend paid during the year			0.00	5.62
13	Status of Accounts (Audited upto the year)			2016-17	2017-18
14	Manpower				
	14.1	Sanctioned posts (Nos.)		1326	1326
	14.2	Filled up posts (Nos.)			
		1	No. of Group A employees	49	51
		2	No. of Group B employees	22	33
		3	No. of Group C employees	532	555
		4	No. of Group D employees	245	267
		A	Total (Regular posts 14.2(1) to 14.2(4))	848	906
		5	No. of Adhoc employees	0	0
		6	No. of contingency paid employees	0	0
		7	No. of work charged employees	0	0
		8	No. of contract employees	0	0
		B	Total (other than regular posts 14.2(5) to 14.2(8))	0	0
		C	Grand total (A+B)	848	906
	14.3	Actual expenditure (including DC)		42.13	44.11
Notes:- DC means Diminishing Cadre					

# The Haryana State Cooperative Supply & Marketing Federation Ltd. (HAFED)

## Physical Performance for the years 2016-17 & 2017-18

Sr. No.	Particulars	2016-17				2017-18			
		Quantity		Amount (Rs. in lakh)		Quantity		Amount (Rs. in lakh)	
		Procurement/Production	Sale	Procurement/Production	Sale	Procurement/Production	Sale	Procurement/Production	Sale
1	Wheat (in MT)	2517493.67	2608231.82	413326.32	463493.67	2695747.00	2496827.00	469694.86	460119.58
2	Paddy (in MT)	1842027.69	1239035.32	299946.39	315784.03	1938405.08	1249304.97	332381.99	336619.30
3	Bajra (in MT)	6040.25	5611.80	842.13	816.58	25114.25	24934.33	3749.88	3835.13
4	Sunflower (in MT)	4784.75	4784.71	1868.34	1886.51	25114.25	24934.33	3749.88	3835.13
5	Moong (in MT)	1069.35	1069.35	569.54	572.23	8459.25	6249.99	3345.11	2478.80
6	Mustard (in Lac MT)	0.00	0.00	0.00	0.00	0.00	0.00	0.00	0.00
7	Fertilizer (in Lac MT) (inputs)	152	1.20	20131	10291	0.66	1.36	9744	10314
		0.34		1906		1.13		6146	
8	Fertilizer (Marketing)	-	115570.40	-	7427.27	-	136992	-	9615
	<b>Plants</b>								
1	CFP Rohtak	17057.00	17024.00	2381.00	3132.00	16544.00	16774.00	2038.00	2981.00
2	AFP S. Khera	7896	7729	1335	1415	7178	7112	1192	1293
3	Oil Mill Narnaul	1517	1232	1382	1350	3178	3177	2705	3266
4	Oil Mill Rewari	13993	13065	1360	1423	26410	31172	2323	3186
5	Sugar Mill Assandh	320420	311033	11577	11023	425737	417030	14560	15845
6	Seed Plant Gannaur	66874	58666	1578	1667	56928	65135	1366	2032
	<b>HPT Taraori</b>								
1	Powder	88.62	88.82	163.24	206.80	140.87	142.05	150.68	203.11
2	Granules	155.47	160.98	67.11	94.95	598.98	598.98	765.92	834.48
3	Liquid	13878 Ltr.	20521 Ltr.	27.40	50.55	63637 Ltr.	636878 Ltr.	223.86	265.20
	<b>HAFED Flour Mill Taraori</b>								
1	Normal Wheat	30849.00	41414.26	502.47	674.55	84891.00	44701.59	1482.64	745.48
2	Desi Atta	2418.00	266.74	64.04	7.55	-	349.46	-	9.48
3	Normal Atta	37341.16	37016.00	823.26	839.66	40606.70	40481.20	87134.00	942.17
	<b>HAFED Flour Mill Taraori</b>								
1	Rice	7110 Qtl.			327.92	1422.60 qtl.	6474 Qtl.	3986	296.28

The Panipat Coop. Sugar Mills Ltd., Panipat		
Company Profile		
1.1	Year of Incorporation(Date)	11.12.1955
1.2	Act under which incorporated	Cooperative Societies Act, 1984
1.3	Contact details (registered / Corporate Office)	
	1.3.1 Address	Gohana Road, Panipat
	1.3.2 District	Panipat
	1.3.3 State	Haryana
	1.3.4 Pin	132103
	1.3.5 URL address, if any	-
	1.3.6 E-mail address, if any	panipatsugarmills@rediffmail.com
	1.3.7 Telephone Numbers	0180-2651269-2651184
	1.3.8 Fax Numbers	0180-2655384
<p>Main Objectives:-</p> <p>(1) To manufacture white sugar out of sugarcane.</p> <p>(2) Implementation of welfare schemes for upliftment of growers/farmers of the region.</p> <p>(3) To undertake measures for development of sugarcane farming including supply of seed, manure, implements, irrigation facilities and other production requisites.</p> <p>(4) To undertake production of ethanol from sugarcane.</p>		

Panipat Coop. Sugar Mills Ltd.						
Financial data for the years 2016-17 & 2017-18						
Sr. No.	Particulars				Rs. in Lakh	
					2016-17	2017-18
1	Authorised Capital				10000.00	10000.00
2	Paid up share capital					
	2.1	Central Govt.			0.00	0.00
	2.2	State Govt.			5302.27	5302.27
	2.3	Others			134.98	144.45
		Total			5437.25	5446.72
3	Reserves & Surplus				0.00	0.00
4	Loans					
	4.1	Central Govt. Loan			0.00	0.00
	4.2	State Govt. Loan			18942.24	21312.24
	4.3	Others			1267.45	905.48
	4.4	Working Capital			8023.39	11942.46
		Total			28233.08	34160.18
5	Grant-in-aid				0.00	0.00
6	Current Assets, Loan & Advances				15248.96	14500.80
7	Current Liabilities & Provisions				23272.35	26443.25
8	Net Working Capital				-8023.39	-11942.45
9	Turnover/Revenue					
	9.1	from Govt. assigned activities			0.00	0.00
	9.2	from other core activities			12214.46	15423.07
	9.3	From miscellaneous activities			0.00	0.00
		Total			12214.46	15423.07
10	Profit / Loss (PAIT)					
	10.1	from Govt. assigned activities			0.00	0.00
	10.2	from other core activities			-2511.66	-5698.96
	10.3	From miscellaneous activities			0.00	0.00
		Total			-2511.66	-5698.96
11	Accumulated P/L				29098.91	34797.87
12	Dividend paid during the year				0.00	0.00
13	Status of Accounts (Audited upto the year)				2016-17	2016-17
14	Manpower					
	14.1	Sanctioned posts (Nos.)			598	470
	14.2	Filled up posts (Nos.)			662	614
		1	No. of Group A employees		6	5
		2	No. of Group B employees		0	0
		3	No. of Group C employees		147	146
		4	No. of Group D employees		356	316
		A	Total (Regular posts 14.2(1) to 14.2(4)		509	467
		5	No. of Adhoc employees		0	0
		6	No. of contingency paid employees		0	0
		7	No. of work charged employees		0	0
		8	No. of contract employees		153	147
		B	Total (other than regular posts 14.2(5) to 14.2(8)		153	147
		C	Grand total (A+B)		662	614
	14.3	Actual expenditure (including DC)			2496.86	2739.34
Notes:- DC means Diminishing Cadre						

The Panipat Co-operative Sugar Mills Ltd., Panipat									
Physical Performance for the years 2016-17 & 2017-18									
Sr . N o.	Particulars	2016-17				2017-18			
		Quantity		Amount (Rs. in lakh)		Quantity		Amount (Rs. in lakh)	
		Procurement/ Production (Qtl.)	Sale	Procurement/Production	Sale	Procurement/Production	Sale	Procurement/Production	Sale
1	Sugarcane Cane	2250659.40	Nil	7164.96	Nil	2967160.84	Nil	9568.03	Nil
2	Sugar	2279.00	235893.00	8062.18	8344.58	300760.00	308878.50	10678.24	10966.50
3	Molasses	94576.90	125815.55	579.78	771.30	140160.80	117226.65	470.11	393.20

<b>The Karnal Cooperative Sugar Mills Ltd., Karnal</b>		
<b>Company Profile</b>		
1.1	Year of Incorporation(Date)	3.1.1966
1.2	Act under which incorporated	Cooperative Societies Act,1984
1.3	Contact details (registered / Corporate Office)	
	1.3.1 Address	The Karnal Coop. Sugar Mills Ltd., Karnal
	1.3.2 District	Karnal
	1.3.3 State	Haryana
	1.3.4 Pin	132001
	1.3.5 URL address, if any	-
	1.3.6 E-mail address, if any	Sugarmill.karnal@yahoo.com
	1.3.7 Telephone Numbers	0184-2284265
	1.3.8 Fax Numbers	0184-2284437
<p><b>Main Objectives:-</b></p> <p>(1) To manufacture white sugar out of sugarcane.</p> <p>(2) Implementation of welfare schemes for upliftment of growers/farmers of the region.</p> <p>(3) To undertake measures for development of sugarcane farming including supply of seed, manure, implements, irrigation facilities and other production requisites.</p>		

Karnal Coop. Sugar Mills Ltd.				
Financial data for the years 2016-17 & 2017-18				
Sr. No.	Particulars		Rs. in Lakh	
			2016-17	2017-18
1	Authorised Capital		1674.99	1675.53
2	Paid up share capital			
	2.1	Central Govt.	1222.00	1222.00
	2.2	State Govt.	452.99	453.53
	2.3	Others	0.00	0.00
		Total	1674.99	1675.53
3	Reserves & Surplus		0.00	0.00
4	Loans			
	4.1	Central Govt. Loan	927.34	332.87
	4.2	State Govt. Loan	12449.25	13789.25
	4.3	Others	0.00	0.00
	4.4	Working Capital	4479.91	7298.90
		Total	17856.50	21421.02
5	Grant-in-aid		0.00	0.00
6	Current Assets, Loan & Advances		9170.54	9772.27
7	Current Liabilities & Provisions		4654.35	5326.19
8	Net Working Capital		4516.19	4446.08
9	Turnover/Revenue			
	9.1	from Govt. assigned activities	0.00	0.00
	9.2	from other core activities	9679.91	12594.12
	9.3	From miscellaneous activities	0.00	0.00
		Total	9679.91	12594.12
10	Profit / Loss (PAIT)			
	10.1	from Govt. assigned activities	0.00	0.00
	10.2	from other core activities	-796.11	-3606.43
	10.3	From miscellaneous activities	0.00	0.00
		Total	-796.11	-3606.43
11	Accumulated P/L		-14416.42	-18022.85
12	Dividend paid during the year		0.00	0.00
13	Status of Accounts (Audited upto the year)		2016-17	2017-18
14	Manpower			
	14.1	Sanctioned posts (Nos.)	453	453
	14.2	Filled up posts (Nos.)		
	1	No. of Group A employees	3	3
	2	No. of Group B employees	2	2
	3	No. of Group C employees	141	120
	4	No. of Group D employees	214	194
	A	Total (Regular posts 14.2(1) to 14.2(4))	360	319
	5	No. of Adhoc employees	82	79
	6	No. of contingency paid employees	0	0
	7	No. of work charged employees	0	0
	8	No. of contract employees	0	0
	B	Total (other than regular posts 14.2(5) to 14.2(8))	82	79
	C	Grand total (A+B)	442	398
	14.3	Actual expenditure (including DC)	2009.45	2089.48
Notes:- DC means Diminishing Cadre				

The Karnal Cooperative Sugar Mills Ltd., Karnal									
Physical Performance for the years 2016-17 & 2017-18									
Sr. No.	Particulars	2016-17				2017-18			
		Quantity (Qtls)		Amount (Rs. in lakh)		Quantity (Qtls)		Amount (Rs. in lakh)	
		Procurement/ Production	Sale	Procurement/ Production	Sale	Procurement/ Production	Sale	Procurement/ Production	Sale
1	Sugar	247730.00	250903.00	-	8944.85	381440.00	324535.00	-	11803.88
2	Molasses	103864.00	116182.00	-	657.18	167120.00	187689.00	-	700.43

<b>The Kaithal Cooperative Sugar Mills Ltd., Kaithal</b>		
<b>Company Profile</b>		
1.1	Year of Incorporation(Date)	1991
1.2	Act under which incorporated	Cooperative Societies Act, 1984
1.3	Contact details (registered / Corporate Office)	
	1.3.1 Address	The Kaithal Cooperative Sugar Mills Ltd., Kaithal
	1.3.2 District	Kaithal
	1.3.3 State	Haryana
	1.3.4 Pin	136027
	1.3.5 URL address, if any	-
	1.3.6 E-mail address, if any	Ktlsugar@gmail.com
	1.3.7 Telephone Numbers	01746-234256, 235456
	1.3.8 Fax Numbers	01746-234256
Main Objectives:-		
(1) To manufacture white sugar out of sugarcane.		
(2) Implementation of welfare schemes for upliftment of growers/farmers of the region.		
(3) To undertake measures for development of sugarcane farming including supply of seed, manure, implements, irrigation facilities and other production requisites.		

<b>Kaithal Coop. Sugar Mills Ltd.</b>				
<b>Financial data for the years 2016-17 &amp; 2017-18</b>				
Sr. No.	Particulars			Rs. in Lakh
			<b>2016-17</b>	<b>2017-18</b>
1	Authorised Capital			7500.00
2	Paid up share capital			
	2.1	Central Govt.	0.00	0.00
	2.2	State Govt.	5672.42	5672.42
	2.3	Others	958.06	996.09
		Total	6630.48	6668.51
3	Reserves & Surplus			8112.55
4	Loans			8221.40
	4.1	Central Govt. Loan	0.00	0.00
	4.2	State Govt. Loan	21428.40	23113.40
	4.3	Others	1565.54	1880.79
	4.4	Working Capital	2246.91	7779.11
		Total	25240.85	32773.30
5	Grant-in-aid			0.00
6	Current Assets, Loan & Advances			0.00
7	Current Liabilities & Provisions			0.00
8	Net Working Capital			13968.56
9	Turnover/Revenue			11150.51
	9.1	from Govt. assigned activities	16215.47	18929.62
	9.2	from other core activities	-2246.91	-7779.11
	9.3	From miscellaneous activities		
		Total	11267.80	17586.56
10	Profit / Loss (PAIT)			0.00
	10.1	from Govt. assigned activities	0.00	0.00
	10.2	from other core activities	0.00	0.00
	10.3	From miscellaneous activities	0.00	0.00
		Total	-1861.10	-5783.99
11	Accumulated P/L			-30851.68
12	Dividend paid during the year			36635.68
13	Status of Accounts (Audited upto the year)			0.00
14	Manpower			0.00
	14.1	Sanctioned posts (Nos.)	456	456
	14.2	Filled up posts (Nos.)		
	1	No. of Group A employees	3	4
	2	No. of Group B employees	0	0
	3	No. of Group C employees	244	229
	4	No. of Group D employees	401	395
	A	Total (Regular posts 14.2(1) to 14.2(4))	648	628
	5	No. of Adhoc employees	0	0
	6	No. of contingency paid employees	27	27
	7	No. of work charged employees	0	0
	8	No. of contract employees	0	0
	B	Total (other than regular posts 14.2(5) to 14.2(8))	27	27
	C	Grand total (A+B)	675	655
	14.3	Actual expenditure (including DC)	2608.5	3113.17
Notes:- DC means Diminishing Cadre				

The Kaithal Cooperative Sugar Mills Ltd., Kaithal									
Physical Performance for the years 2016-17 & 2017-18									
Sr. No.	Particulars	2016-17				2017-18			
		Quantity		Amount (Rs. in lakh)		Quantity		Amount (Rs. in lakh)	
		Procurement/ Production	Sale	Procurement/ Production	Sale	Procurement/ Production	Sale	Procurement/ Production	Sale
1	Sugar	330830.00	293907.00	11579.05	10369.03	420675.00	425821.00	14723.60	15304.90
2	Molasses	167045.00	151236.45	835.20	824.23	208731.00	221313.00	834.90	946.58
3	Bagasse	55240.00	41237.60	104.95	78.35	91400.00	61378.00	148.98	104.56

The Sonipat Cooperative Sugar Mills Ltd., Sonipat		
Company Profile		
1.1	Year of Incorporation(Date)	10.12.1970
1.2	Act under which incorporated	Cooperative Societies Act, 1984
1.3	Contact details (registered / Corporate Office)	
	1.3.1 Address	The Sonipat Coop. Sugar Mills Ltd., Sonipat
	1.3.2 District	Sonipat
	1.3.3 State	Haryana
	1.3.4 Pin	131001
	1.3.5 URL address, if any	<a href="http://www.sugarmillsonipat.in">www.sugarmillsonipat.in</a>
	1.3.6 E-mail address, if any	<a href="mailto:sugarmillsonipat@gmail.com">sugarmillsonipat@gmail.com</a> <a href="mailto:sonipatsugar@gmail.com">sonipatsugar@gmail.com</a>
	1.3.7 Telephone Numbers	0130-6450523, 0130-6450396, 9728310007
	1.3.8 Fax Numbers	-
<p>Main Objectives:-</p> <p>(1) To manufacture white sugar out of sugarcane.</p> <p>(2) Implementation of welfare schemes for upliftment of growers/farmers of the region.</p> <p>(3) To undertake measures for development of sugarcane farming including supply of seed, manure, implements, irrigation facilities and other production requisites.</p>		

Sonipat Coop. Sugar Mills Ltd.				
Financial data for the years 2016-17 & 2017-18				
Sr. No.	Particulars		Rs. in Lakh	
			2016-17	2017-18
1	Authorised Capital		2000.00	2000.00
2	Paid up share capital			
	2.1	Central Govt.	0.00	0.00
	2.2	State Govt.	3533.00	3533.00
	2.3	Others	481.18	493.26
		Total	4014.18	4026.26
3	Reserves & Surplus		9084.39	9211.86
4	Loans			
	4.1	Central Govt. Loan	0.00	0.00
	4.2	State Govt. Loan	16793.07	18618.07
	4.3	Others	889.76	533.06
	4.4	Working Capital	3863.21	3293.15
		Total	21546.04	22444.28
5	Grant-in-aid		0.00	0.00
6	Current Assets, Loan & Advances		9108.28	8576.43
7	Current Liabilities & Provisions		8107.56	11133.33
8	Net Working Capital		1000.72	-2556.90
9	Turnover/Revenue			
	9.1	from Govt. assigned activities	0.00	0.00
	9.2	from other core activities	9444.39	9214.43
	9.3	From miscellaneous activities	28.94	58.02
		Total	9473.33	9272.45
10	Profit / Loss (PAIT)			
	10.1	from Govt. assigned activities	0.00	0.00
	10.2	from other core activities	-1705.97	-4335.73
	10.3	From miscellaneous activities	0.00	0.00
		Total	-1705.97	-4335.73
11	Accumulated P/L		-23792.95	-28128.68
12	Dividend paid during the year		0.00	0.00
13	Status of Accounts (Audited upto the year)		2016-17	2016-17
14	Manpower			
	14.1	Sanctioned posts (Nos.)	471	471
	14.2	Filled up posts (Nos.)		
	1	No. of Group A employees	2	2
	2	No. of Group B employees	0	0
	3	No. of Group C employees	200	162
	4	No. of Group D employees	192	164
	A	Total (Regular posts 14.2(1) to 14.2(4))	394	328
	5	No. of Adhoc employees	51	48
	6	No. of contingency paid employees	0	0
	7	No. of work charged employees	0	0
	8	No. of contract employees	131	185
	B	Total (other than regular posts 14.2(5) to 14.2(8))	182	233
	C	Grand total (A+B)	576	561
	14.3	Actual expenditure (including DC)	1859.04	2174.43
Notes:- DC means Diminishing Cadre				

## The Sonipat Cooperative Sugar Mills Ltd., Sonipat

### Physical Performance for the years 2016-17 & 2017-18

Sr. No.	Particulars	2016-17				2017-18			
		Quantity (in Lakh Qtls)		Amount(Rs. in lakh)		Quantity (in Qtls)		Amount (Rs. in lakh)	
		Procurement/ Production	Sale	Procurement/ Production	Sale	Procurement / Production	Sale	Procurement/ Production	Sale
1	Sugar Cane	25.71	0.00	8134.34	0.00	24.12	0.00	7929.50	0.00
2	Sugar	2.50	2.43	0.00	8688.89	2.45	2.22	-	8420.43
3	Moasses	1.19	1.06	-	667.92	1.15	1.00	-	466.33
4	Bagasse	0.28	0.28	-	54.70	0.24	0.26	-	39.06

<b>The Shahabad Cooperative Sugar Mills Ltd., Shahabad</b>			
<b>Company Profile</b>			
1.1	Year of Incorporation(Date)		9.1.1976
1.2	Act under which incorporated		Cooperative Societies Act, 1984
1.3	Contact details (registered / Corporate Office)		
	1.3.1	Address	The Shahabad Cooperative Sugar Mills Ltd., Shahabad (M)., District. Kurukshetra
	1.3.2	District	Kurukshetra
	1.3.3	State	Haryana
	1.3.4	Pin	136135
	1.3.5	URL address, if any	-
	1.3.6	E-mail address, if any	<a href="mailto:scsmsbd@gmail.com">scsmsbd@gmail.com</a>
	1.3.7	Telephone Numbers	01744-240188
	1.3.8	Fax Numbers	01744-240118
<p><b>Main Objectives:-</b></p> <p>(1) To manufacture white sugar out of sugarcane.</p> <p>(2) Implementation of welfare schemes for upliftment of growers/farmers of the region.</p> <p>(3) To undertake measures for development of sugarcane farming including supply of seed, manure, implements, irrigation facilities and other production requisites.</p>			

Shahabad Coop. Sugar Mills				
Financial data for the years 2016-17 & 2017-18				
Sr. No.	Particulars		Rs. in Lakh	
			2016-17	2017-18
1	Authorised Capital		3000.00	3000.00
2	Paid up share capital			
	2.1	Central Govt.	0.00	0.00
	2.2	State Govt.	43.00	43.00
	2.3	Others	1330.73	1331.07
		Total	1373.73	1374.07
3	Reserves & Surplus		1.35	1.35
4	Loans			
	4.1	Central Govt. Loan	1859.47	1206.24
	4.2	State Govt. Loan	4250.68	3965.54
	4.3	Others	2297.49	1280.96
	4.4	Working Capital	12582.43	11350.97
		Total	20990.07	17803.71
5	Grant-in-aid		0.00	0.00
6	Current Assets, Loan & Advances		24342.66	20122.10
7	Current Liabilities & Provisions		19334.19	19427.82
8	Net Working Capital		5008.47	694.28
9	Turnover/Revenue			
	9.1	from Govt. assigned activities	0.00	0.00
	9.2	from other core activities	23143.39	33733.62
	9.3	From miscellaneous activities	0.00	0.00
		Total	23143.39	33733.62
10	Profit / Loss (PAIT)			
	10.1	from Govt. assigned activities	0.00	0.00
	10.2	from other core activities	1039.64	-2831.90
	10.3	From miscellaneous activities	0.00	0.00
		Total	1039.64	-2831.90
11	Accumulated P/L		-2352.15	-5184.05
12	Dividend paid during the year		0.00	0.00
13	Status of Accounts (Audited upto the year)		2016-2017	2017-2018
14	Manpower			
	14.1	Sanctioned posts (Nos.)	482	482
	14.2	Filled up posts (Nos.)		
	1	No. of Group A employees	5	5
	2	No. of Group B employees	1	3
	3	No. of Group C employees	256	239
	4	No. of Group D employees	427	401
	A	Total (Regular posts 14.2(1) to 14.2(4))	689	648
	5	No. of Adhoc employees	0	0
	6	No. of contingency paid employees	0	0
	7	No. of work charged employees	0	0
	8	No. of contract employees	0	0
	B	Total (other than regular posts 14.2(5) to 14.2(8))	0	0
	C	Grand total (A+B)	689	648
	14.3	Actual expenditure (including DC)	2824.67	3652.05
Notes:- DC means Diminishing Cadre				

<b>The Shahabad Cooperative Sugar Mills Ltd., Shahabad</b>									
<b>Physical Performance for the years 2016-17 &amp; 2017-18</b>									
<b>Sr. No.</b>	<b>Particulars</b>	<b>2016-17</b>				<b>2017-18</b>			
		<b>Quantity (in Qtls)</b>		<b>Amount (Rs. in lakh)</b>		<b>Quantity (in Qtls)</b>		<b>Amount (Rs. in lakh)</b>	
		Procurement/ Production	Sale	Procurement/ Production	Sale	Procurement/ Production	Sale	Procurement/ Production	Sale
1	Sugar	623950.00	563938.00	-	19984.65	791250.00	816932.00	-	29664.96
2	Mollasses	306886.00	263885.50	-	1453.04	435439.00	446279.05	-	1878.22

The Meham Cooperative Sugar Mills Ltd., Meham		
Company Profile		
1.1	Year of Incorporation(Date)	09.10.1987
1.2	Act under which incorporated	Haryana Cooperative Societies Act
1.3	Contact details (registered / Corporate Office)	VPO Bhaini Maharajpur Teh. Meham Distt. Rohtak (Haryana)
	1.3.1	Address The Meham Coop. Sugar Mills Ltd., Meham
	1.3.2	District Rohtak
	1.3.3	State Haryana
	1.3.4	Pin 124112
	1.3.5	URL address, if any -
	1.3.6	E-mail address, if any mehamsugar@yahoo.co.in
	1.3.7	Telephone Numbers 01257-211146
	1.3.8	Fax Numbers 01257-218144
<p>Main Objectives:-</p> <p>(1) To manufacture white sugar out of sugarcane.</p> <p>(2) To undertake measures for development of sugarcane farming including supply of seed etc.</p>		

<b>Meham Coop. Sugar Mills Ltd.</b>				
<b>Financial data for the years 2016-17 &amp; 2017-18</b>				
Sr. No.	Particulars			Rs. in Lakh
			<b>2016-17</b>	<b>2017-18</b>
1	Authorised Capital			0.00
2	Paid up share capital			0.00
	2.1	Central Govt.	0.00	0.00
	2.2	State Govt.	5824.30	5824.30
	2.3	Others	468.56	468.56
		Total	6292.86	6292.86
3	Reserves & Surplus			3859.64
4	Loans			4035.73
	4.1	Central Govt. Loan	0.00	0.00
	4.2	State Govt. Loan	21778.22	24733.22
	4.3	Others	1090.03	569.69
	4.4	Working Capital	7558.47	5738.25
		Total	30426.72	31041.16
5	Grant-in-aid			0.00
6	Current Assets, Loan & Advances			13402.83
7	Current Liabilities & Provisions			8426.98
8	Net Working Capital			8872.52
9	Turnover/Revenue			10176.49
	9.1	from Govt. assigned activities	0.00	0.00
	9.2	from other core activities	11226.27	16881.99
	9.3	From miscellaneous activities	0.00	0.00
		Total	11226.27	16881.99
10	Profit / Loss (PAIT)			
	10.1	from Govt. assigned activities	0.00	0.00
	10.2	from other core activities	-3165.34	-6807.79
	10.3	From miscellaneous activities	0.00	0.00
		Total	-3165.34	-6807.79
11	Accumulated P/L			-31268.34
12	Dividend paid during the year			-38076.13
13	Status of Accounts (Audited upto the year)			0.00
14	Manpower			0.00
	14.1	Sanctioned posts (Nos.)	478	478
	14.2	Filled up posts (Nos.)		
	1	No. of Group A employees	2	2
	2	No. of Group B employees	3	3
	3	No. of Group C employees	253	248
	4	No. of Group D employees	366	346
	A	Total (Regular posts 14.2(1) to 14.2(4))	624	599
	5	No. of Adhoc employees	1	1
	6	No. of contingency paid employees	90	88
	7	No. of work charged employees	0	0
	8	No. of contract employees	0	0
	B	Total (other than regular posts 14.2(5) to 14.2(8))	91	89
	C	Grand total (A+B)	715	688
	14.3	Actual expenditure (including DC)	3042.05	3227.72
Notes:- DC means Diminishing Cadre				

## The Meham Cooperative Sugar Mills Ltd., Meham

### Physical Performance for the years 2016-17 & 2017-18

Sr. No.	Particulars	2016-17				2017-18			
		Quantity (in Qtls)		Amount (Rs. in lakh)		Quantity (in Qtls)		Amount (Rs. in lakh)	
		Procurement/ Production	Sale	Procurement/ Production	Sale	Procurement/ Production	Sale	Procurement/ Production	Sale
1	Sugar (White)	361805.00	276756.00	12706.76	9719.80	404765.00	439554.00	14396.57	15633.94
2	Sugar (Brown)	70.62	79.46	2.14	2.41	4647.56	4613.10	125.82	124.89
3	Molasses	212875.00	204675.85	13050.25	1254.76	224075.00	230741.35	809.77	833.86
4	Baggasse	125059.10	105659.10	247.34	208.97	192287.95	177287.95	233.58	215.36

The Jind Cooperative Sugar Mills Ltd., Jind		
Company Profile		
1.1	Year of Incorporation(Date)	01.08.1980
1.2	Act under which incorporated	Cooperative Societies Act 25,1961
1.3	Contact details (registered / Corporate Office)	
	1.3.1 Address	The Jind Coop. Sugar Mills Ltd., Vill. Jhanj Khurd
	1.3.2 District	Jind
	1.3.3 State	Haryana
	1.3.4 Pin	126102
	1.3.5 URL address, if any	-
	1.3.6 E-mail address, if any	<a href="mailto:Jind_sugar@yahoo.in">Jind_sugar@yahoo.in</a> <a href="mailto:jindsugarmills@gmail.com">jindsugarmills@gmail.com</a>
	1.3.7 Telephone Numbers	01681- 233353
	1.3.8 Fax Numbers	01681-233350
<p>Main Objectives:-</p> <p>(1) To manufacture white sugar out of sugarcane.</p> <p>(2) Implementation of welfare schemes for upliftment of growers/farmers of the region.</p> <p>(3) To undertake measures for development of sugarcane farming including supply of seed, manure, implements, irrigation facilities and other production requisites.</p>		

Jind Coop. Sugar Mills Ltd.				
Financial data for the years 2016-17 & 2017-18				
Sr. No.	Particulars			Rs. in Lakh
			2016-17	2017-18
1	Authorised Capital			6000.00
2	Paid up share capital			
	2.1	Central Govt.	0.00	0.00
	2.2	State Govt.	2693.00	2693.00
	2.3	Others	537.67	565.71
		Total	3230.67	3258.71
3	Reserves & Surplus			4329.84
4	Loans			
	4.1	Central Govt. Loan	0.00	0.00
	4.2	State Govt. Loan	19502.75	21757.75
	4.3	Others	702.50	209.20
	4.4	Working Capital	4419.32	2647.63
		Total	24624.57	24614.58
5	Grant-in-aid			0.00
6	Current Assets, Loan & Advances			8205.75
7	Current Liabilities & Provisions			11136.96
8	Net Working Capital			-2931.21
9	Turnover/Revenue			
	9.1	from Govt. assigned activities	8604.54	11643.38
	9.2	from other core activities	0.00	0.00
	9.3	From miscellaneous activities	0.00	0.00
		Total	8604.54	11643.38
10	Profit / Loss (PAIT)			
	10.1	from Govt. assigned activities	-2406.92	-4828.17
	10.2	from other core activities	0.00	0.00
	10.3	From miscellaneous activities	0.00	0.00
		Total	-2406.92	-4828.17
11	Accumulated P/L			-24144.66
12	Dividend paid during the year			0.00
13	Status of Accounts (Audited upto the year)			2016-17
14	Manpower			2017-18
	14.1	Sanctioned posts (Nos.)	459	459
	14.2	Filled up posts (Nos.)	592	460
	1	No. of Group A employees	4	4
	2	No. of Group B employees	3	0
	3	No. of Group C employees	204	178
	4	No. of Group D employees	301	278
	A	Total (Regular posts 14.2(1) to 14.2(4))	512	460
	5	No. of Adhoc employees	0	0
	6	No. of contingency paid employees	80	0
	7	No. of work charged employees	0	0
	8	No. of contract employees	0	0
	B	Total (other than regular posts 14.2(5) to 14.2(8))	80	0
	C	Grand total (A+B)	592	460
	14.3	Actual expenditure (including DC)	2560.6	2693.54
Notes:- DC means Diminishing Cadre				

The Jind Cooperative Sugar Mills Ltd., Jind									
Physical Performance for the years 2016-17 & 2017-18									
Sr. No.	Particulars	2016-17				2017-18			
		Quantity		Amount (Rs. in lakh)		Quantity		Amount (Rs. in lakh)	
		Procurement/ Production	Sale	Procurement/ Production	Sale	Procurement/ Production	Sale	Procurement/ Production	Sale
1	Sugar	242485.00	223889.00	1216411453.00	787459131.00	276575.00	303894.00	1406621729.00	1087687936.00
2	Molasses	119750.00	126271.70	-	72017370.00	146280.00	150274.90	-	74022139.00
3	Bagasse	4652.70	4652.70	-	977067.00	14469.15	14469.15	-	2111823.00
4	Press Mud	-	-	-	821198.00	-	-	-	662817.00

<b>The Palwal Cooperative Sugar Mills Ltd., Palwal</b>			
<b>Company Profile</b>			
1.1	Year of Incorporation(Date)		08.11.1973
1.2	Act under which incorporated		Cooperative Societies Act,1984
1.3	Contact details (registered / Corporate Office)		
	1.3.1	Address	The Palwal Coop. Sugar Mills Ltd., Palwal
	1.3.2	District	Palwal
	1.3.3	State	Haryana
	1.3.4	Pin	121102
	1.3.5	URL address, if any	-
	1.3.6	E-mail address, if any	Palwalsugarmills@yahoo.com
	1.3.7	Telephone Numbers	01275-263433
	1.3.8	Fax Numbers	01275-263433
<p><b>Main Objectives:-</b></p> <p>(1) To manufacture white sugar out of sugarcane.</p> <p>(2) Implementation of welfare schemes for upliftment of growers/farmers of the region.</p> <p>(3) To undertake measures for development of sugarcane farming including supply of seed, manure, implements, irrigation facilities and other production requisites.</p>			

<b>Palwal Coop. Sugar Mills Ltd.</b>				
<b>Financial data for the years 2016-17 &amp; 2017-18</b>				
Sr. No.	Particulars		Rs. in Lakh	
			2016-17	2017-18
1	Authorised Capital		5000.00	5000.00
2	Paid up share capital			
	2.1	Central Govt.	0.00	0.00
	2.2	State Govt.	1693.00	1693.00
	2.3	Others	307.34	307.36
		Total	2000.34	2000.36
3	Reserves & Surplus		7831.96	7901.89
4	Loans			
	4.1	Central Govt. Loan	0.00	0.00
	4.2	State Govt. Loan	17454.26	19364.26
	4.3	Others	657.62	366.43
	4.4	Working Capital	2711.61	2672.36
		Total	20823.49	22403.05
5	Grant-in-aid		0.00	0.00
6	Current Assets, Loan & Advances		9166.81	7466.36
7	Current Liabilities & Provisions		9722.68	11324.98
8	Net Working Capital		-555.87	-3858.62
9	Turnover/Revenue			
	9.1	from Govt. assigned activities	7398.64	11225.95
	9.2	from other core activities	0.00	0.00
	9.3	From miscellaneous activities	0.00	0.00
		Total	7398.64	11225.95
10	Profit / Loss (PAIT)			
	10.1	from Govt. assigned activities	-2442.10	-4879.79
	10.2	from other core activities	0.00	0.00
	10.3	From miscellaneous activities	0.00	0.00
		Total	-2442.10	-4879.79
11	Accumulated P/L		-20598.87	-25478.66
12	Dividend paid during the year		0.00	0.00
13	Status of Accounts (Audited upto the year)		2016-17	2016-17
14	Manpower			
	14.1	Sanctioned posts (Nos.)	431	431
	14.2	Filled up posts (Nos.)		
	1	No. of Group A employees	1	1
	2	No. of Group B employees	7	4
	3	No. of Group C employees	256	240
	4	No. of Group D employees	266	257
	A	Total (Regular posts 14.2(1) to 14.2(4))	530	502
	5	No. of Adhoc employees	58	55
	6	No. of contingency paid employees	0	0
	7	No. of work charged employees	0	0
	8	No. of contract employees	0	0
	B	Total (other than regular posts 14.2(5) to 14.2(8))	58	55
	C	Grand total (A+B)	588	557
	14.3	Actual expenditure (including DC)	2164.77	2747.9
Notes:- DC means Diminishing Cadre				

The Palwal Cooperative Sugar Mills Ltd., Palwal									
Physical Performance for the years 2016-17 & 2017-18									
Sr. No.	Particulars	2016-17				2017-18			
		Quantity		Amount (Rs. in lakh)		Quantity		Amount (Rs. in lakh)	
		Procurement/ Production	Sale	Procurement/ Production	Sale	Procurement/ Production	Sale	Procurement/ Production	Sale
1	Sugarcane crushed (lac qtls)	20.05	-	-	-	31.41	-	-	-
2	Sugar recovery %	9.32	-	-	-	9.50	-	-	-
3	Sugar production (Lac Qtls)	1.83	1.89	9708.87	6704.24	2.92	2.83	14691.10	10177.35
4	Molasses Production (Lac Qtls)	0.93	0.95	666.67	565.90	1.60	1.71	444.12	829.68

The Haryana Cooperative Sugar Mills Ltd., Rohtak		
Company Profile		
1.1	Year of Incorporation(Date)	1956
1.2	Act under which incorporated	Haryana Cooperative Societies Act
1.3	Contact details (registered / Corporate Office)	
	1.3.1 Address	The Haryana Coop. Sugar Mills Ltd., BhaliAnandpur, Rohtak
	1.3.2 District	Rohtak
	1.3.3 State	Haryana
	1.3.4 Pin	124001
	1.3.5 URL address, if any	-
	1.3.6 E-mail address, if any	<a href="mailto:rohtak.sugar@gmail.com">rohtak.sugar@gmail.com</a> <a href="mailto:rtk.sugar@gmail.com">rtk.sugar@gmail.com</a>
	1.3.7 Telephone Numbers	01258-250641, 250800
	1.3.8 Fax Numbers	01258-250644
<p>Main Objectives:-</p> <p>(1) To manufacture white sugar out of sugarcane.</p> <p>(2) Implementation of welfare schemes for upliftment of growers/farmers of the region.</p> <p>(3) To undertake measures for development of sugarcane farming including supply of seed, manure, implements, irrigation facilities and other production requisites.</p>		

<b>Haryana Coop. Sugar Mills Rohtak</b>				
<b>Financial data for the years 2016-17 &amp; 2017-18</b>				
Sr. No.	Particulars		Rs. in Lakh	
			<b>2016-17</b>	<b>2017-18</b>
1	Authorised Capital		4544.76	4544.82
2	Paid up share capital			
	2.1	Central Govt.	0.00	0.00
	2.2	State Govt.	4448.68	4448.68
	2.3	Others	96.08	96.14
		Total	4544.76	4544.82
3	Reserves & Surplus			
4	Loans			
	4.1	Central Govt. Loan	0.00	0.00
	4.2	State Govt. Loan	28126.84	31556.84
	4.3	Others	1415.74	928.97
	4.4	Working Capital	5857.27	12872.73
		Total	35399.85	45358.54
5	Grant-in-aid		0.00	0.00
6	Current Assets, Loan & Advances		15329.74	20161.70
7	Current Liabilities & Provisions		18088.82	26879.47
8	Net Working Capital		-2759.08	-6717.77
9	Turnover/Revenue			
	9.1	from Govt. assigned activities	0.00	0.00
	9.2	from other core activities	17673.63	19217.70
	9.3	From miscellaneous activities	0.00	0.00
		Total	17673.63	19217.70
10	Profit / Loss (PAIT)			
	10.1	from Govt. assigned activities	-2215.21	-6569.13
	10.2	from other core activities	0.00	0.00
	10.3	From miscellaneous activities	0.00	0.00
		Total	-2215.21	-6569.13
11	Accumulated P/L		-28315.41	-34884.54
12	Dividend paid during the year		0.00	0.00
13	Status of Accounts (Audited upto the year)		2016-17	2017-18
14	Manpower			
	14.1	Sanctioned posts (Nos.)	470	
	14.2	Filled up posts (Nos.)		
	1	No. of Group A employees	4	7
	2	No. of Group B employees	4	2
	3	No. of Group C employees	178	182
	4	No. of Group D employees	216	171
	A	Total (Regular posts 14.2(1) to 14.2(4)	402	362
	5	No. of Adhoc employees	0	0
	6	No. of contingency paid employees	105	94
	7	No. of work charged employees	0	0
	8	No. of contract employees	103	163
	B	Total (other than regular posts 14.2(5) to 14.2(8)	208	257
	C	Grand total (A+B)	610	619
	14.3	Actual expenditure (including DC)	2562.73	2657
Notes:- DC means Diminishing Cadre				

## The Haryana Cooperative Sugar Mills Ltd., Rohtak

### Physical Performance for the years 2016-17 & 2017-18

Sr. No.	Particulars	2016-17				2017-18			
		Quantity		Amount (Rs. in lakh)		Quantity		Amount (Rs. in lakh)	
		Procurement/ Production	Sale	Procurement/ Production	Sale	Procurement/ Production	Sale	Procurement/ Production	Sale
1	Sugar (White)	393850.00	426016.00	-	15011.79	600570.00	462438.00	-	16286.85
2	Sugar BISS	2308.50	2308.50	-	85.65	4367.55	4367.55	-	60.02
3	Molasses	243670.00	252320.00	-	1581.48	334050.00	326446.00	-	1414.73

<b>Ch. Devi Lal Cooperative Sugar Mills Ltd., Gohana</b>		
<b>Company Profile</b>		
1.1	Year of Incorporation(Date)	06.07.1979
1.2	Act under which incorporated	Cooperative Societies Act,1984
1.3	Contact details (registered / Corporate Office)	
	1.3.1 Address	Ch. Devi Lal Coop. Sugar Mills Ltd., Vill. Ahulana, Gohana (Sonipat)
	1.3.2 District	Sonipat
	1.3.3 State	Haryana
	1.3.4 Pin	131301
	1.3.5 URL address, if any	-
	1.3.6 E-mail address, if any	cdlsmgohana@gmail.com
	1.3.7 Telephone Numbers	01263- 269244
	1.3.8 Fax Numbers	01263-269172
<p><b>Main Objectives:-</b></p> <p>(1) To manufacture white sugar out of sugarcane.</p> <p>(2) Implementation of welfare schemes for upliftment of growers/farmers of the region.</p> <p>(3) To undertake measures for development of sugarcane farming including supply of seed, manure, implements, irrigation facilities and other production requisites.</p>		

<b>Ch. Devi Lal Coop. Sugar Mills Ltd. Gohana</b>				
<b>Financial data for the years 2016-17 &amp; 2017-18</b>				
Sr. No.	Particulars		Rs. in Lakh	
			<b>2016-17</b>	<b>2017-18</b>
1	Authorised Capital		6704.58	6724.05
2	Paid up share capital			
	2.1	Central Govt.	0.00	0.00
	2.2	State Govt.	1258.00	1258.00
	2.3	Others	5446.58	5466.05
		Total	6704.58	6724.05
3	Reserves & Surplus		5576.26	5705.13
4	Loans			
	4.1	Central Govt. Loan	0.00	0.00
	4.2	State Govt. Loan	12924.29	14739.29
	4.3	Others	983.51	296.18
	4.4	Working Capital	3758.18	2752.02
		Total	17665.98	17787.49
5	Grant-in-aid		0.00	0.00
6	Current Assets, Loan & Advances		10421.29	8300.42
7	Current Liabilities & Provisions		5784.14	7995.94
8	Net Working Capital		4637.15	304.48
9	Turnover/Revenue			
	9.1	from Govt. assigned activities	0.00	0.00
	9.2	from other core activities	13710.77	12789.88
	9.3	From miscellaneous activities	0.00	0.00
		Total	13710.77	12789.88
10	Profit / Loss (PAIT)			
	10.1	from Govt. assigned activities	0.00	0.00
	10.2	from other core activities	-1181.83	-4563.75
	10.3	From miscellaneous activities	0.00	0.00
		Total	-1181.83	-4563.75
11	Accumulated P/L		-18614.92	-23178.67
12	Dividend paid during the year		0.00	0.00
13	Status of Accounts (Audited upto the year)		2014-15	2014-15
14	Manpower			
	14.1	Sanctioned posts (Nos.)	460	460
	14.2	Filled up posts (Nos.)		
	1	No. of Group A employees	2	3
	2	No. of Group B employees	3	2
	3	No. of Group C employees	223	198
	4	No. of Group D employees	157	172
	A	Total (Regular posts 14.2(1) to 14.2(4))	385	375
	5	No. of Adhoc employees	0	0
	6	No. of contingency paid employees	0	0
	7	No. of work charged employees	0	0
	8	No. of contract employees	65	1
	B	Total (other than regular posts 14.2(5) to 14.2(8))	65	1
	C	Grand total (A+B)	450	376
	14.3	Actual expenditure (including DC)	1739.47	1972.12
Notes:- DC means Diminishing Cadre				

Ch. Devi Lal Cooperative Sugar Mills Ltd., Gohana									
Physical Performance for the years 2016-17 & 2017-18									
Sr. No.	Particulars	2016-17				2017-18			
		Quantity (in Qtls)		Amount (Rs. in lakh)		Quantity (in Qtls)		Amount (Rs. in lakh)	
		Procurement/ Production	Sale	Procurement/ Production	Sale	Procurement/ Production	Sale	Procurement/ Production	Sale
1	Sugar	299305.00	359682.00	-	12700.13	379425.00	329533.00	-	11704.25
2	Molasses	158400.00	150883.50	-	867.52	196758.00	269774.75	-	1003.42
3	Bagasse	10153.25	10153.25	-	22.84	35242.85	35242.85	-	48.14

<b>Haryana State Federation of Cooperative Sugar Mills Ltd.</b>			
<b>Company Profile</b>			
1.1	Year of Incorporation(Date)		26.10.1966
1.2	Act under which incorporated		Cooperative Societies Act,1984
1.3	Contact details (registered / Corporate Office)		
	1.3.1	Address	Bay No. 49-52, Sector-2, Panchkula.
	1.3.2	District	Panchkula
	1.3.3	State	Haryana
	1.3.4	Pin	134112
	1.3.5	URL address, if any	-
	1.3.6	E-mail address, if any	haryanasugarfed@gmail.com
	1.3.7	Telephone Numbers	0172-2590824, 2574497
	1.3.8	Fax Numbers	0172- 2590701
<b>Main Objectives:-</b>  The objectives of the federation are to co-ordinate and facilitate the working of affiliated cooperative sugar mills and to assist in the promotion and organization of new cooperative sugar mills in Haryana.			

<b>Haryana State Coop. Sugar Mills Ltd. (Sugar Federation)</b>				
<b>Financial data for the years 2016-17 &amp; 2017-18</b>				
Sr. No.	Particulars		Rs. in Lakh	
			2016-17	2017-18
1	Authorised Capital		0.00	0.00
2	Paid up share capital			
	2.1	Central Govt.	0.00	0.00
	2.2	State Govt.	133.57	109.13
	2.3	Others	1.10	1.10
		Total	134.67	110.23
3	Reserves & Surplus		78.31	91.45
4	Loans			
	4.1	Central Govt. Loan	0.00	0.00
	4.2	State Govt. Loan	0.00	0.00
	4.3	Others	0.00	0.00
	4.4	Working Capital	0.00	0.00
		Total	0.00	0.00
5	Grant-in-aid		0.00	0.00
6	Current Assets, Loan & Advances		643.35	685.16
7	Current Liabilities & Provisions		651.54	749.59
8	Net Working Capital		-8.19	-64.43
9	Turnover/Revenue			
	9.1	from Govt. assigned activities	0.00	0.00
	9.2	from other core activities	0.00	0.00
	9.3	From miscellaneous activities	0.00	0.00
		Total	0.00	0.00
10	Profit / Loss (PAIT)			
	10.1	Total income	329.90	448.84
	10.2	Total expenditure	329.90	448.84
	10.3	Profit/loss	0.00	0.00
		Total	0.00	0.00
11	Accumulated P/L		0	0.00
12	Dividend paid during the year		0.00	0.00
13	Status of Accounts (Audited upto the year)		2016-17	2017-18
14	Manpower			
	14.1	Sanctioned posts (Nos.)	53	53
	14.2	Filled up posts (Nos.)		
	1	No. of Group A employees	3	3
	2	No. of Group B employees	3	3
	3	No. of Group C employees	23	23
	4	No. of Group D employees	12	12
	A	Total (Regular posts 14.2(1) to 14.2(4))	41	41
	5	No. of Adhoc employees	0	0
	6	No. of contingency paid employees	0	0
	7	No. of work charged employees	0	0
	8	No. of contract employees	11	7
	B	Total (other than regular posts 14.2(5) to 14.2(8))	11	7
	C	Grand total (A+B)	52	48
	14.3	Actual expenditure (including DC)	318.96	435.68
Notes:- DC means Diminishing Cadre				

<b>Haryana State Federation of Consumers Cooperative Wholesale Stores Ltd. (CONFED)</b>		
	<b>Company Profile</b>	
1.1	Year of Incorporation(Date)	1.10.1966
1.2	Act under which incorporated	Cooperative Societies Act.,1984
1.3	Contact details (registered / Corporate Office)	
	1.3.1	Address
	1.3.2	District
	1.3.3	State
	1.3.4	Pin
	1.3.5	URL address, if any
	1.3.6	E-mail address, if any
	1.3.7	Telephone Numbers
	1.3.8	Fax Numbers
<p><b>Main Objectives:-</b></p> <p>(1) To undertake bulk procurement of consumer goods from within the state and other state(s) for sale and supply to affiliated societies/stores and arrange for proper storage, packing, grading and transport of such goods.</p> <p>(2) To function as an agent of government and its under takings in public, private and cooperative sector for the distribution of controlled and other consumer goods and to import consumer goods from abroad in suitable circumstances on behalf of affiliated societies and other cooperatives.</p>		

<b>Haryana State Federation of Consumers Coop Wholesale Ltd. (CONFED)</b>				
<b>Financial data for the years 2016-17 &amp; 2017-18</b>				
Sr. No.	Particulars			Rs. in Lakh
			<b>2016-17</b>	<b>2017-18</b>
1	Authorised Capital			3000.00
2	Paid up share capital			
	2.1	Central Govt.	0.00	0.00
	2.2	State Govt.	408.42	408.42
	2.3	Others	5.14	5.14
		Total	413.56	413.56
3	Reserves & Surplus			4070.74
4	Loans			
	4.1	Central Govt. Loan	0.00	0.00
	4.2	State Govt. Loan	0.00	0.00
	4.3	Others	0.00	0.00
	4.4	Working Capital	12691.08	10299.20
		Total	12691.08	10299.20
5	Grant-in-aid			0.00
6	Current Assets, Loan & Advances			24296.60
7	Current Liabilities & Provisions			11605.52
8	Net Working Capital			12691.08
9	Turnover/Revenue			
	9.1	from Govt. assigned activities	58717.96	30771.26
	9.2	from other core activities	0.00	0.00
	9.3	From miscellaneous activities	0.00	0.00
		Total	58717.96	30771.26
10	Profit / Loss (PAIT)			
	10.1	from Govt. assigned activities	18294.21	1513.66
	10.2	from other core activities	0.00	0.00
	10.3	From miscellaneous activities	0.00	0.00
		Total	18294.21	1513.66
11	Accumulated P/L			3267.52
12	Dividend paid during the year			0.00
13	Status of Accounts (Audited upto the year)			2014-15
14	Manpower			
	14.1	Sanctioned posts (Nos.)	317	317
	14.2	Filled up posts (Nos.)		
	1	No. of Group A employees	1	1
	2	No. of Group B employees	1	1
	3	No. of Group C employees	39	28
	4	No. of Group D employees	50	45
	A	Total (Regular posts 14.2(1) to 14.2(4))	91	75
	5	No. of Adhoc employees	0	0
	6	No. of contingency paid employees	0	0
	7	No. of work charged employees	0	0
	8	No. of contract employees	84	13
	B	Total (other than regular posts 14.2(5) to 14.2(8))	84	84
	C	Grand total (A+B)	175	159
	14.3	Actual expenditure (including DC)	1784.84	731.72
Notes:- DC means Diminishing Cadre				

<b>Haryana State Federation of Consumers Cooperative Wholesale Stores Ltd. (CONFED)</b>									
<b>Physical Performance for the years 2016-17 &amp; 2017-18</b>									
<b>Sr. No.</b>	<b>Particulars</b>	<b>2016-17</b>				<b>2017-18</b>			
		<b>Quantity</b>		<b>Amount (Rs. in lakh)</b>		<b>Quantity</b>		<b>Amount (Rs. in lakh)</b>	
		Procurement/ Production	Sale	Procurement/ Production	Sale	Procurement/ Production	Sale	Procurement/ Production	Sale
1.	Wheat (Mandi Proc) (Lac. MT)	0.00	0.00	0.00	3228.39	0.00	0.00	0.00	390.61
2.	Paddy * (Mandi Proc) (Lac. MT)	0.00	0.00	0.00	-191.02	0.00	0.00	0.00	881.86
3.	PDS Items (Lac. MT)	74.27	74.25	44603.04	53331.69	66.67	66.68	23288.04	27112.07
4.	LPG (in No. In lacs)	3.52	3.52	2172.45	2348.90	3.65	3.65	2252.65	2386.70

<b>The Haryana State Cooperative Apex Bank Ltd.</b>		
<b>Company Profile</b>		
1.1	Year of Incorporation(Date)	01.11.1966
1.2	Act under which incorporated	Cooperative Societies Act, 1984
1.3	Contact details (registered / Corporate Office)	
	1.3.1 Address	SCO 78-80, Sector 17-B, Chandigarh
	1.3.2 District	-
	1.3.3 State	UT, Chandigarh
	1.3.4 Pin	160017
	1.3.5 URL address, if any	-
	1.3.6 E-mail address, if any	harcobank@yahoo.com
	1.3.7 Telephone Numbers	0172-2714520
	1.3.8 Fax Numbers	0172-2704349
<p><b>Main Objectives:-</b></p> <p>(1) To function as an Apex financing cooperative institution for the dispensation of credit to its members (including associate members) for agriculture, marketing &amp; processing, consumption, manufacturing, trading, housing, transport, distribution, stocking and construction purposes.</p> <p>(2) To provide credit for any other purpose as per provisions of the Haryana Coop. Societies Act &amp; Rules made thereunder &amp; as per policy directives of Reserve Bank of India &amp; National Bank for Agri. &amp; Rural Development.</p> <p>(3) To carry on banking &amp; credit business not repugnant to the provisions of the Coop. Societies Act and the rules framed thereunder for the time being in-force &amp; also Banking Regulation Act as applicable to Cooperative Societies to borrow &amp; raise funds from National Bank for Agri. &amp; Rural Dev., State Govt., National Coop. Dev. Corp., Reserve Bank of India or any other Banking institution or from any other source approved by Registrar, Cooperative Societies on its own behalf &amp; on behalf of the members.</p>		

<b>Haryana State Coop Apex Bank.(HARCO)</b>				
<b>Financial data for the years 2016-17 &amp; 2017-18</b>				
Sr. No.	Particulars			Rs. in Lakh
			<b>2016-17</b>	<b>2017-18</b>
1	Authorised Capital			20000.00
2	Paid up share capital			
	2.1	Central Govt.	0.00	0.00
	2.2	State Govt.	1632.41	4119.41
	2.3	Others	12688.31	13137.81
		Total	14320.72	17257.22
3	Reserves & Surplus			60131.84
4	Loans			
	4.1	Central Govt. Loan	0.00	0.00
	4.2	State Govt. Loan	0.00	0.00
	4.3	Others	430099.32	471983.33
	4.4	Working Capital	0.00	0.00
		Total	430099.32	471983.33
5	Grant-in-aid			0.00
6	Current Assets, Loan & Advances			912783.02
7	Current Liabilities & Provisions			832753.77
8	Net Working Capital			80029.25
9	Turnover/Revenue			
	9.1	from Govt. assigned activities	0.00	0.00
	9.2	from other core activities	50604.90	51405.00
	9.3	From miscellaneous activities	0.00	0.00
		Total	50604.90	51405.00
10	Profit / Loss (PAIT)			3196.19
	10.1	from Govt. assigned activities	0.00	0.00
	10.2	from other core activities	3196.19	3565.26
	10.3	From miscellaneous activities	0.00	0.00
		Total	3196.19	3565.26
11	Accumulated P/L			5576.69
12	Dividend paid during the year			1000.00
13	Status of Accounts (Audited upto the year)			2016-17
14	Manpower			2017-18
	14.1	Sanctioned posts (Nos.)	593	593
	14.2	Filled up posts (Nos.)		
	1	No. of Group A employees	35	40
	2	No. of Group B employees	103	77
	3	No. of Group C employees	157	154
	4	No. of Group D employees	66	61
	A	Total (Regular posts 14.2(1) to 14.2(4)	361	332
	5	No. of Adhoc employees	0	0
	6	No. of contingency paid employees	28	28
	7	No. of work charged employees	0	0
	8	No. of contract employees	6	12
	B	Total (other than regular posts 14.2(5) to 14.2(8)	34	40
	C	Grand total (A+B)	395	372
	14.3	Actual expenditure (including DC)	2970.82	2821.11
Notes:- DC means Diminishing Cadre				

<b>The Haryana State Cooperative Apex Bank Ltd.</b>			
<b>Physical Performance for the years 2016-17 &amp; 2017-18</b>			
<b>Sr. No</b>	<b>Particulars</b>	<b>2016-17</b>	<b>2017-18</b>
1	Deposits	374028.85	339792.75
2	Borrowings	430099.32	471983.33
3	Loan Issued	739717.00	754199.00
4	Loan Outstanding	546417.37	677117.38
5	Recoveries %	99.96%	99.99%

The Haryana State Cooperative Agriculture and Rural Development Bank Ltd.		
Company Profile		
1.1	Year of Incorporation(Date)	01.11.1966
1.2	Act under which incorporated	Cooperative Societies Act,1984
1.3	Contact details (registered / Corporate Office)	
	1.3.1 Address	Shakarita Bhawan, Bays No. 31-34, Sector 2, Panchkula.
	1.3.2 District	Panchkula
	1.3.3 State	Haryana
	1.3.4 Pin	-
	1.3.5 URL address, if any	<a href="http://www.haryana.card bank.com">www.haryana.card bank.com</a> .
	1.3.6 E-mail address, if any	<a href="mailto:www.incharge.finance@gmail.com">www.incharge.finance@gmail.com</a>
	1.3.7 Telephone Numbers	0172-2587040, 2587041
	1.3.8 Fax Numbers	0172-2587069
<p><b>Main Objectives:-</b></p> <p>The main objective of the bank is purveyance of long term credit to agriculturists through District Primary Agriculture and Rural Development Banks (DPCARDBs) and their branches. HSCARDB acts as an Apex Institution both for providing long-term finance and for coordinating the functions of DPCARDBs and their branches.</p>		

<b>Haryana State Cooperative Agriculture &amp; Rural Development Bank(HSCA&amp;RDB)</b>				
<b>Financial data for the years 2016-17 &amp; 2017-18</b>				
Sr. No.	Particulars		Rs. in Lakh	
			<b>2016-17</b>	<b>2017-18</b>
1	Authorised Capital		16000.00	16000.00
2	Paid up share capital			
	2.1	Central Govt.	0.00	0.00
	2.2	State Govt.	1685.00	1465.00
	2.3	Others	3044.36	3044.36
		Total	4729.36	4509.36
3	Reserves & Surplus		43585.77	43600.02
4	Loans			
	4.1	Central Govt. Loan	3407.43	3441.13
	4.2	State Govt. Loan	39270.29	53733.15
	4.3	Others	131202.91	108034.94
	4.4	Working Capital	278757.71	281680.41
		Total	452638.34	446889.63
5	Grant-in-aid		0.00	10000.00
6	Current Assets, Loan & Advances		261984.94	261670.49
7	Current Liabilities & Provisions		252999.36	255858.77
8	Net Working Capital		8985.58	5811.72
9	Turnover/Revenue			
	9.1	from Govt. assigned activities	0.00	0.00
	9.2	from other core activities	8967.76	20503.05
	9.3	From miscellaneous activities		
		Total	8967.76	20503.05
10	Profit / Loss (PAIT)			
	10.1	from Govt. assigned activities		
	10.2	from other core activities	-21809.87	-3188.11
	10.3	From miscellaneous activities		
		Total	-21809.87	-3188.11
11	Accumulated P/L		-34600.19	-37788.30
12	Dividend paid during the year		0.00	0.00
13	Status of Accounts (Audited upto the year)		2016-17	2017-18
14	Manpower			
	14.1	Sanctioned posts (Nos.)	2031	2031
	14.2	Filled up posts (Nos.)	985	931
	1	No. of Group A employees	8	10
	2	No. of Group B employees	65	57
	3	No. of Group C employees	599	537
	4	No. of Group D employees	300	281
	A	Total (Regular posts 14.2(1) to 14.2(4)	972	885
	5	No. of Adhoc employees	13	13
	6	No. of contingency paid employees	0	0
	7	No. of work charged employees	0	0
	8	No. of contract employees	32	33
	B	Total (other than regular posts 14.2(5) to 14.2(8)	45	46
	C	Grand total (A+B)	1017	931
	14.3	Actual expenditure (including DC)	9399.13	8700.11
Notes:- DC means Diminishing Cadre				

The Haryana State Cooperative Agriculture and Rural Development Bank Ltd.					
Physical Performance for the years 2016-17 & 2017-18					
Sr. No.	Particulars	2016-17		2017-18	
		Loan Advanced			
		No. of beneficiaries	Amount (Rs. in lakh)	No. of beneficiaries	Amount (Rs. in lakh)
1	Minor Irrigation	990	3834.48	726	3265.76
2	Farm Mechanization	129	308.25	74	210.65
3	Land Development	390	1381.40	211	827.85
4	Dairy Development	202	642.05	106	356.68
5	Hort./Farm Forestry	231	1144.05	136	720.95
6	Rural Housing	201	509.90	106	268.42
7	Non Farm Sector	381	1387.80	440	1756.51
8	Purchase of Land	44	237.00	13	85.50
9	Rural Godowns	9	40.50	1	6.00
10	Others (incl. Ord. Prog.)	128	349.15	68	223.00
	Total	2705	9834.58	1881	7721.32

<p align="center"><b>The Haryana State Cooperative Development Federation Ltd. (HARCOFED)</b></p>		
<b>Company Profile</b>		
1.1	Year of Incorporation(Date)	1.11.1966
1.2	Act under which incorporated	Cooperative Societies Act,1984
1.3	Contact details (registered / Corporate Office)	
	1.3.1 Address	Bays 49-52, Sector 2
	1.3.2 District	Panchkula
	1.3.3 State	Haryana
	1.3.4 Pin	134139
	1.3.5 URL address, if any	-
	1.3.6 E-mail address, if any	<a href="mailto:harcofed@ymail.com">harcofed@ymail.com</a>
	1.3.7 Telephone Numbers	0172-2560340
	1.3.8 Fax Numbers	0172-2560332
<p><b>Main Objectives:-</b>  HARCOFED is primarily an educational institution entrusted with responsibility of imparting education and training to committee members, members, prospective members, young leaders and employees of co-operative institutions in Haryana state. Besides, being the mouthpiece of co-operative movement in the state, it is also one of its primary objectives to publicise the activities and achievements of various co-operative institutions.</p>		

<b>Haryana State Coop. Development Federation Ltd. (HARCOFED)</b>				
<b>Financial data for the years 2016-17 &amp; 2017-18</b>				
Sr. No.	Particulars		Rs. in Lakh	
			2016-17	2017-18
1	Authorised Capital		0.00	0.00
2	Paid up share capital			
	2.1	Central Govt.	0.00	0.00
	2.2	State Govt.	257.00	236.85
	2.3	Others	2.11	2.16
		Total	259.11	239.01
3	Reserves & Surplus		121.16	179.47
4	Loans			
	4.1	Central Govt. Loan	0.00	0.00
	4.2	State Govt. Loan	0.00	0.00
	4.3	Others	0.00	0.00
	4.4	Working Capital	0.00	0.00
		Total	0.00	0.00
5	Grant-in-aid		450.00	500.00
6	Current Assets, Loan & Advances		1259.45	1501.81
7	Current Liabilities & Provisions		899.68	1050.50
8	Net Working Capital		359.77	451.31
9	Turnover/Revenue			
	9.1	from Govt. assigned activities	150.42	163.74
	9.2	from other core activities	0.00	0.00
	9.3	From miscellaneous activities	0.00	0.00
		Total	150.42	163.74
10	Profit / Loss (PAIT)			
	10.1	from Govt. assigned activities	40.40	54.74
	10.2	from other core activities	0.00	0.00
	10.3	From miscellaneous activities	0.00	0.00
		Total	40.40	54.74
11	Accumulated P/L		-42.11	-1.71
12	Dividend paid during the year		0.00	0.00
13	Status of Accounts (Audited upto the year)		2016-17	2017-18
14	Manpower			
	14.1	Sanctioned posts (Nos.)	144	144
	14.2	Filled up posts (Nos.)		
	1	No. of Group A employees	0	0
	2	No. of Group B employees	0	0
	3	No. of Group C employees	16	11
	4	No. of Group D employees	24	17
	A	Total (Regular posts 14.2(1) to 14.2(4))	40	28
	5	No. of Adhoc employees	0	0
	6	No. of contingency paid employees	0	0
	7	No. of work charged employees	0	0
	8	No. of contract employees	15	22
	B	Total (other than regular posts 14.2(5) to 14.2(8))	15	22
	C	Grand total (A+B)	55	50
	14.3	Actual expenditure (including DC)	469.16	517.09
Notes:- DC means Diminishing Cadre				

The Haryana State Cooperative Development Federation Ltd. (HARCOFED)									
Physical Performance for the years 2016-17 & 2017-18									
		2016-17				2017-18			
Sr. No.	Particulars	Quantity		Amount (Rs. In lakh)		Quantity		Amount (Rs. in lakh)	
		Production	Sale	Production	Sale	Production	Sale	Production	Sale
1	Sale of printed stationery	-	-	130.89	150.42	-	-	141.34	163.74

<b>Haryana Dairy Development Cooperative Federation Ltd.</b>		
<b>Company Profile</b>		
1.1	Year of Incorporation(Date)	1977
1.2	Act under which incorporated	Cooperative Societies Act,1984
1.3	Contact details (registered / Corporate Office)	
	1.3.1 Address	Bay No. 21-22, Sector 2, Panchkula
	1.3.2 District	Panchkula
	1.3.3 State	Haryana
	1.3.4 Pin	134112
	1.3.5 URL address, if any	<a href="http://www.vitaindia.com">www.vitaindia.com</a>
	1.3.6 E-mail address, if any	<a href="mailto:vitaindia@gmail.com">vitaindia@gmail.com</a>
	1.3.7 Telephone Numbers	0172- 2586826, 2585159
	1.3.8 Fax Numbers	0172-2587527
<p><b>Main Objectives:-</b></p> <p>Haryana Dairy Development Cooperative Limited is an apex body for its affiliated milk unions. Its objective is to promote economic interest of milk producers of Haryana State particularly belonging to economically weaker section thereof, by purchase and processing of milk into milk products and marketing thereof by itself and/or through milk unions and by undertaking allied activities as are conducive for the promotion of dairy industry such as improvement of milch cattle and promotion of milk production.</p> <p>In addition, the federation provides technical guidance &amp; financial assistance to its affiliated milk unions.</p>		

<b>Haryana Dairy Development Coop Federation Ltd. (HDDCF)</b>				
<b>Financial data for the years 2016-17 &amp; 2017-18</b>				
Sr. No.	Particulars			Rs. in Lakh
			<b>2016-17</b>	<b>2017-18</b>
1	Authorised Capital			4000.00
2	Paid up share capital			
	2.1	Central Govt.	0.00	0.00
	2.2	State Govt.	2425.34	2322.84
	2.3	Others	849.58	849.58
		Total	3274.92	3172.42
3	Reserves & Surplus			1259.29
4	Loans			
	4.1	Central Govt. Loan	0.00	0.00
	4.2	State Govt. Loan	0.00	0.00
	4.3	Others	0.00	0.00
	4.4	Working Capital	0.00	0.00
		Total	0.00	0.00
5	Grant-in-aid			0.00
6	Current Assets, Loan & Advances			4882.99
7	Current Liabilities & Provisions			604.29
8	Net Working Capital			4278.70
9	Turnover/Revenue			
	9.1	from Govt. assigned activities	0.00	0.00
	9.2	from other core activities	498.48	536.80
	9.3	From miscellaneous activities	0.00	0.00
		Total	498.48	536.80
10	Profit / Loss (PAIT)			
	10.1	from Govt. assigned activities	0.00	0.00
	10.2	from other core activities	105.63	114.80
	10.3	From miscellaneous activities	0.00	0.00
		Total	105.63	114.80
11	Accumulated P/L			1063.23
12	Dividend paid during the year			0.00
13	Status of Accounts (Audited upto the year)			2015-16
14	Manpower			
	14.1	Sanctioned posts (Nos.)	969	969
	14.2	Filled up posts (Nos.)		
	1	No. of Group A employees	7	9
	2	No. of Group B employees	9	8
	3	No. of Group C employees	263	239
	4	No. of Group D employees	113	95
	A	Total (Regular posts 14.2(1) to 14.2(4))	392	351
	5	No. of Adhoc employees	0	0
	6	No. of contingency paid employees	3	3
	7	No. of work charged employees	0	0
	8	No. of contract employees	1924	1986
	B	Total (other than regular posts 14.2(5) to 14.2(8))	1927	1989
	C	Grand total (A+B)	2319	2340
	14.3	Actual expenditure (including DC)	245.97	232.25
Notes:- DC means Diminishing Cadre				

Haryana Dairy Development Cooperative Federation Ltd.									
Physical Performance for the years 2016-17 & 2017-18									
Sr. No.	Particulars	2016-17				2017-18			
		Quantity		Amount (Rs. in lakh)		Quantity		Amount (Rs. in lakh)	
		Procurement/Production	Sale	Procurement/Production	Sale	Procurement/Production	Sale	Procurement/Production	Sale
1	Liquid Milk (lac ltrs.)	1647.9* 6	1195.04	61831.46	92994.00	2050.40	1198.39	92125.50	89668.23
2	Ghee (MT)	3502.96	4003.27			3660.57	3670.79		
3	Butter (MT)	223.03	224.75			199.83	205.71		
4	Paneer (MT)	730.66	739.55			679.58	698.75		
5	Dahi (MT)	4100.23	4123.13			3995.13	4057.85		
6	Lassi (MT)	7471.26	7483.06			8648.00	8339.97		
7	SFM (MT)	246.21	241.03			246.90	244.35		

The Haryana State Cooperative Labour & Construction Federation Ltd.		
Company Profile		
1.1	Year of Incorporation(Date)	24.10.1966
1.2	Act under which incorporated	Cooperative Societies Act, 1984
1.3	Contact details (registered / Corporate Office)	
	1.3.1 Address	Bay No. 23-24, Sector 2, Panchkula
	1.3.2 District	Panchkula
	1.3.3 State	Haryana
	1.3.4 Pin	134109
	1.3.5 URL address, if any	-
	1.3.6 E-mail address, if any	hrylabourfed@gmail.com
	1.3.7 Telephone Numbers	0172-2572625, 2584623
	1.3.8 Fax Numbers	0172-2572625
<p>Main Objectives:-</p> <p>The objects of the federation shall be economic and social well-being and advancement of the labourers and for this purposes to organize, promote, co-ordinate help and develop the working of labour cooperatives.</p>		

<b>Haryana State Coop. Labour &amp; Construction Federation Ltd. (L/C Federation)</b>				
<b>Financial data for the years 2016-17 &amp; 2017-18</b>				
Sr. No.	Particulars			Rs. in Lakh
			<b>2016-17</b>	<b>2017-18</b>
1	Authorised Capital			500.00
2	Paid up share capital			
	2.1	Central Govt.	0.00	0.00
	2.2	State Govt.	428.83	476.66
	2.3	Others	0.86	0.86
		Total	429.69	477.52
3	Reserves & Surplus			2216.56
4	Loans			
	4.1	Central Govt. Loan	0.00	0.00
	4.2	State Govt. Loan	0.00	0.00
	4.3	Others	0.00	0.00
	4.4	Working Capital	2447.78	2618.31
		Total	2447.78	2618.31
5	Grant-in-aid			0.00
6	Current Assets, Loan & Advances			3322.16
7	Current Liabilities & Provisions			529.39
8	Net Working Capital			2792.77
9	Turnover/Revenue			
	9.1	from Govt. assigned activities	3470.84	3651.14
	9.2	from other core activities	0.00	0.00
	9.3	From miscellaneous activities	0.00	0.00
		Total	3470.84	3651.14
10	Profit / Loss (PAIT)			
	10.1	from Govt. assigned activities	69.64	144.59
	10.2	from other core activities	0.00	0.00
	10.3	From miscellaneous activities	0.00	0.00
		Total	69.64	144.59
11	Accumulated P/L			295.18
12	Dividend paid during the year			0.00
13	Status of Accounts (Audited upto the year)			2014-15
14	Manpower			
	14.1	Sanctioned posts (Nos.)	137	137
	14.2	Filled up posts (Nos.)		
	1	No. of Group A employees	2	2
	2	No. of Group B employees	3	2
	3	No. of Group C employees	27	23
	4	No. of Group D employees	24	28
	A	Total (Regular posts 14.2(1) to 14.2(4))	56	55
	5	No. of Adhoc employees	0	0
	6	No. of contingency paid employees	0	0
	7	No. of work charged employees	0	0
	8	No. of contract employees	27	28
	B	Total (other than regular posts 14.2(5) to 14.2(8))	27	28
	C	Grand total (A+B)	83	83
	14.3	Actual expenditure (including DC)	335.25	405.01
Notes:- DC means Diminishing Cadre				

The Haryana State Cooperative Labour & Construction Federation Ltd.									
Physical Performance for the years 2016-17 & 2017-18									
		2016-17				2017-18			
Sr. No.	Particulars	Quantity		Amount (Rs. in lakh)		Quantity		Amount (Rs. in lakh)	
		Production	Sale	Production	Sale	Production	Sale	Production	Sale
1	No. of Societies	7533	-	-	-	7827	-	-	-
2	Work executed by L&C Societies	-	-	25232.60	-	-	-	43113.89	-
3	Contribution from Societies	-	-	245.99	-	-	-	401.12	-
4	Works executed under supervision of the Federation	-	-	322.86	-	-	-	956.50	-
5	Supervision charges	-	-	5.25	-	-	-	12.29	-

<b>The Haryana State Cooperative Housing Federation Ltd.</b>		
<b>Company Profile</b>		
1.1	Year of Incorporation(Date)	7.06.1973
1.2	Act under which incorporated	Cooperative Societies Act,1984
1.3	Contact details (registered / Corporate Office)	
	1.3.1 Address	Bay No. 49-52, Sector 2, Panchkula
	1.3.2 District	Panchkula
	1.3.3 State	Haryana
	1.3.4 Pin	-
	1.3.5 URL address, if any	-
	1.3.6 E-mail address, if any	<a href="mailto:housefedhry@gmail.com">housefedhry@gmail.com</a>
	1.3.7 Telephone Numbers	2575847
	1.3.8 Fax Numbers	2575852
<p><b>Main Objectives:-</b></p> <p>i) To grant loans or advances for construction of new houses and shop-cum-flats.</p> <p>ii) To acquire, purchase and hire land to develop it into plots and to construct houses on it.</p> <p>iii) To arrange bulk purchases of building materials.</p> <p>iv) To facilitate the working of primary cooperative house building societies.</p>		

Haryana State Coop. Housing Federation Ltd. (HSCHF)						
Financial data for the years 2016-17 & 2017-18						
Sr. No.	Particulars				Rs. in Lakh	
					2016-17	2017-18
1	Authorised Capital				10000.00	10000.00
2	Paid up share capital					
	2.1	Central Govt.			0.00	0.00
	2.2	State Govt.			6075.30	5428.63
	2.3	Others			321.29	319.01
		Total			6396.59	5747.64
3	Reserves & Surplus				68.29	78.72
4	Loans					
	4.1	Central Govt. Loan			0.00	0.00
	4.2	State Govt. Loan			1231.18	1449.54
	4.3	Others			4239.62	4239.62
	4.4	Working Capital			23789.66	25374.36
		Total			29260.46	31063.52
5	Grant-in-aid				0.00	0.00
6	Current Assets, Loan & Advances				23668.44	25070.64
7	Current Liabilities & Provisions				11801.05	11511.63
8	Net Working Capital				11867.39	13559.01
9	Turnover/Revenue					
	9.1	from Govt. assigned activities			0.00	0.00
	9.2	from other core activities			1000.92	870.54
	9.3	From miscellaneous activities			0.00	0.00
		Total			1000.92	870.54
10	Profit / Loss (PAIT)					
	10.1	from Govt. assigned activities			0.00	0.00
	10.2	from other core activities			187.55	197.91
	10.3	From miscellaneous activities			0.00	0.00
		Total			187.55	197.91
11	Accumulated P/L				-134.62	63.29
12	Dividend paid during the year				0.00	0.00
13	Status of Accounts (Audited upto the year)				2015-16	2015-16
14	Manpower					
	14.1	Sanctioned posts (Nos.)			47	47
	14.2	Filled up posts (Nos.)				
		1	No. of Group A employees		0	1
		2	No. of Group B employees		0	0
		3	No. of Group C employees		28	24
		4	No. of Group D employees		5	5
		A	Total (Regular posts 14.2(1) to 14.2(4))		33	30
		5	No. of Adhoc employees		0	0
		6	No. of contingency paid employees		0	0
		7	No. of work charged employees		0	0
		8	No. of contract employees		1	1
		B	Total (other than regular posts 14.2(5) to 14.2(8))		1	1
		C	Grand total (A+B)		34	31
	14.3	Actual expenditure (including DC)			339.29	184.1
Notes:- DC means Diminishing Cadre						

<b>The Haryana State Cooperative Housing Federation Ltd.</b>					
<b>Physical Performance for the years 2016-17 &amp; 2017-18</b>					
<b>Sr. No.</b>	<b>Particulars</b>	<b>2016-17</b>		<b>2017-18</b>	
		<b>Quantity</b>	<b>Amount (Rs. in lakh)</b>	<b>Quantity</b>	<b>Amount (Rs. in lakh)</b>
1	Loan advances	-	38.48	-	-
2	No. of houses constructed	5	-	3	-
3	Recovery of loan	-	310.33	-	331.19