

GOVERNMENT OF HARYANA

FINANCE DEPARTMENT

**PROFILE OF
STATE PUBLIC ENTERPRISES**

**FOR THE YEAR
2018-19 & 2019-20**

**FINANCIAL & PHYSICAL STATUS OF
STATE PUBLIC ENTERPRISES VIZ.
CORPORATIONS/COMPANIES &
COOPERATIVE INSTITUTIONS**

PREFACE

Haryana Bureau of Public Enterprises is the Nodal Department for State Public Sector Enterprises (SPEs), monitoring performance and initiating corrective steps where necessary. SPEs are established to carry out activities of commercial nature and fulfil social and economic objectives of the State. They contribute to the State Exchequer and occupy an important place in the state economy as they have been instrumental in creating employment and extending other welfare benefits.

Haryana Bureau of Public Enterprises has been publishing State profile regularly to bring out the overall status of the physical and financial performance of the SPEs with regard to investment, profitability, employment generation etc. This profile is based on audited/provisional data submitted by the PSEs.

The State Profile contains data for 42 State Public Sector Enterprises for the financial years 2018-19 & 2019-20. Out of these, 23 PSEs are registered under the Companies Act, 1956 and 19 are registered under the Cooperative Societies Act, 1984.

Out of the operating 42 State Public Sector Enterprises, 26 have generated a net profit of Rs. 1083.53 crore in the financial year 2019-20. The number of profit making PSEs has increased from 22 to 26 over the last five years. The total investment in these PSEs in the form of Paid-up Share Capital has increased from Rs. 29130.30 crore to Rs. 37497.09 crore in 2019-20 over the previous year 2018-19, thereby registering a significant increase of 29%. Out of this, State Government alone has contributed to the Share Capital to the tune of 96%.

I hope that this profile will be of immense use to respective managements of the Public Sector Enterprises and will help them in their policy initiatives for charting the course of the PSEs on a path of robust growth and socio-economic contribution.

I commend Haryana Bureau of Pubic Enterprises for compiling and publishing this State profile on an annual basis. Suggestions are welcome for improving subsequent publications in this regard.

(T.V.S.N. Prasad)
Additional Chief Secretary to Govt., Haryana,
Finance Department

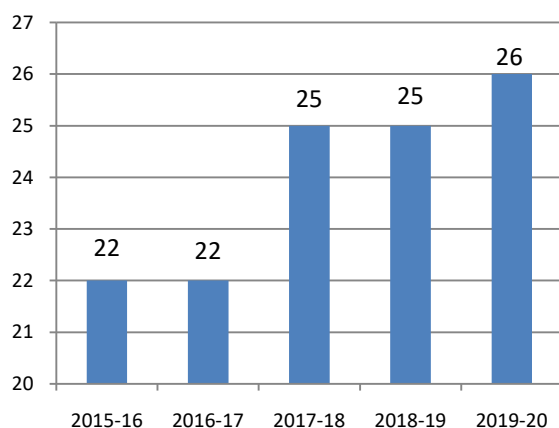
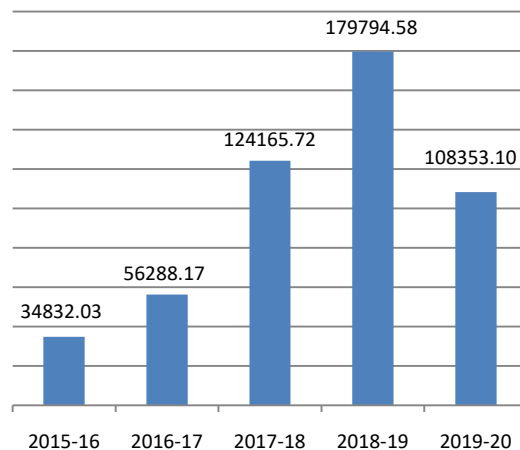
Sr. No	INDEX	Page Number
	Preface	(i)
	<u>Analysis of the Profitability of PSEs over the last five years</u>	(iv)
	<u>Analysis of the Profitability of Companies over the last five years</u>	(v)
	<u>Analysis of the Profitability of Cooperatives over the last five years</u>	(vi)
	Consolidated State Profile	(vii)
	<u>Consolidated PSU profile under Companies Act</u>	(viii)
	<u>Consolidated PSU profile under Cooperative Act</u>	(ix)
	<u>Public Enterprises Registered under the Companies Act, 1956</u>	
1.	Haryana Agro Industries Corporation Limited	1-3
2.	Haryana Seeds Development Corporation Limited	4-6
3.	Haryana Land Reclamation & Development Corporation Limited	7-9
4.	Haryana State Warehousing Corporation	10-12
5.	Haryana Police Housing Corporation Limited	13-15
6.	Haryana Scheduled Castes Finance & Development Corporation Limited	16-18
7.	Haryana Backward Classes & Economically Weaker Sections Kalyan Nigam Limited	19-20
8.	Haryana Women Development Corporation Limited	21-23
9.	Haryana Forest Development Corporation Limited	24-26
10.	Haryana State Roads & Bridges Development Corporation Limited	27-29
11.	Haryana Financial Corporation Limited	30-32
12.	Haryana State Industrial and Infrastructure Development Corporation Limited	33-34
13.	Haryana Power Generation Corporation Limited	35-37
14.	Haryana Vidyut Prasaran Nigam Limited	38-40
15.	Uttar Haryana Bijli Vitran Nigam Limited	41-43
16.	Dakshin Haryana Bijli Vitran Nigam Limited	44-46
17.	Haryana Tourism Corporation Limited	47-49
18.	Haryana State Electronics Development Corporation Limited	50-52
19.	Haryana Roadways Engineering Corporation Limited	53-55

Sr. No	INDEX	Page Number
20.	Haryana State Medical Services Corporation limited	56-58
21.	Haryana Mass Rapid Transport Corporation Limited	59-60
22.	Haryana Knowledge Corporation limited	61 -63
23.	Gurgaon Technology Park Limited	64-65
Public Enterprises Registered under the Cooperative Societies Act, 1984		
24.	Haryana State Cooperative Supply & Marketing Federation Limited (HAFED)	66-68
25.	The Panipat Cooperative Sugar Mills Ltd., Panipat	69-71
26.	The Karnal Cooperative Sugar Mills Ltd., Karnal	72-74
27.	The Kaithal Cooperative Sugar Mills Ltd., Kaithal	75-77
28.	The Sonipat Cooperative Sugar Mills Ltd., Sonipat	78-80
29.	The Shahabad Cooperative Sugar Mills Ltd., Shahabad	81-83
30.	The Meham Cooperative Sugar Mills Ltd., Meham.	84-86
31.	The Jind Cooperative Sugar Mills Ltd., Jind.	87-89
32.	The Palwal Cooperative Sugar Mills Ltd., Palwal.	90-92
33.	The Haryana Cooperative Sugar Mills Ltd., Rohtak	93-95
34.	Ch. Devi Lal Cooperative Sugar Mills Ltd., Gohana	96-98
35.	Haryana State Federation of Cooperative Sugar Mills Limited	99-100
36.	Haryana State Federation of Consumers Cooperative Wholesale Stores Limited (CONFED)	101-103
37.	Haryana State Cooperative Apex Bank Limited	104-106
38.	Haryana State Cooperative Agriculture & Rural Development Bank Limited	107-109
39.	Haryana State Cooperative Development Federation Limited (HARCOFED)	110-112
40.	Haryana Dairy Development Cooperative Federation Limited	113-115
41.	Haryana State Cooperative Labour & Construction Federation Limited	116-118
42.	Haryana State Cooperative Housing Federation Limited	119-121

Analysis of the Profitability of PSEs over the last five years (2015-16 to 2019-20)
(Rs. in Lakh)

Analysis of the Profitability of FSS over the last five years (2015-16 to 2019-20)										
	2015-16		2016-17		2017-18		2018-19		2019-20	
Companies										
	Amount	No.	Amount	No.	Amount	No.	Amount	No.	Amount	No.
Profit	28182.46	15	22558.47	14	110946.47	18	170486.50	18	88421.22	18
Loss	100110.41	8	35391.17	9	2000.81	5	1450.03	5	1515.33	5
Total	-71927.95	23	-12832.70	23	108945.66	23	169036.47	23	86905.89	23
Cooperatives										
Profit	6649.57	7	33729.70	8	13219.25	7	9308.08	7	19931.88	8
Loss	39664.79	11	40096.10	10	53097.97	11	80740.4	11	59603.08	10
Total	-33015.22	18	-6366.40	18	-39878.72	18	-71432.32	18	-39671.20	18

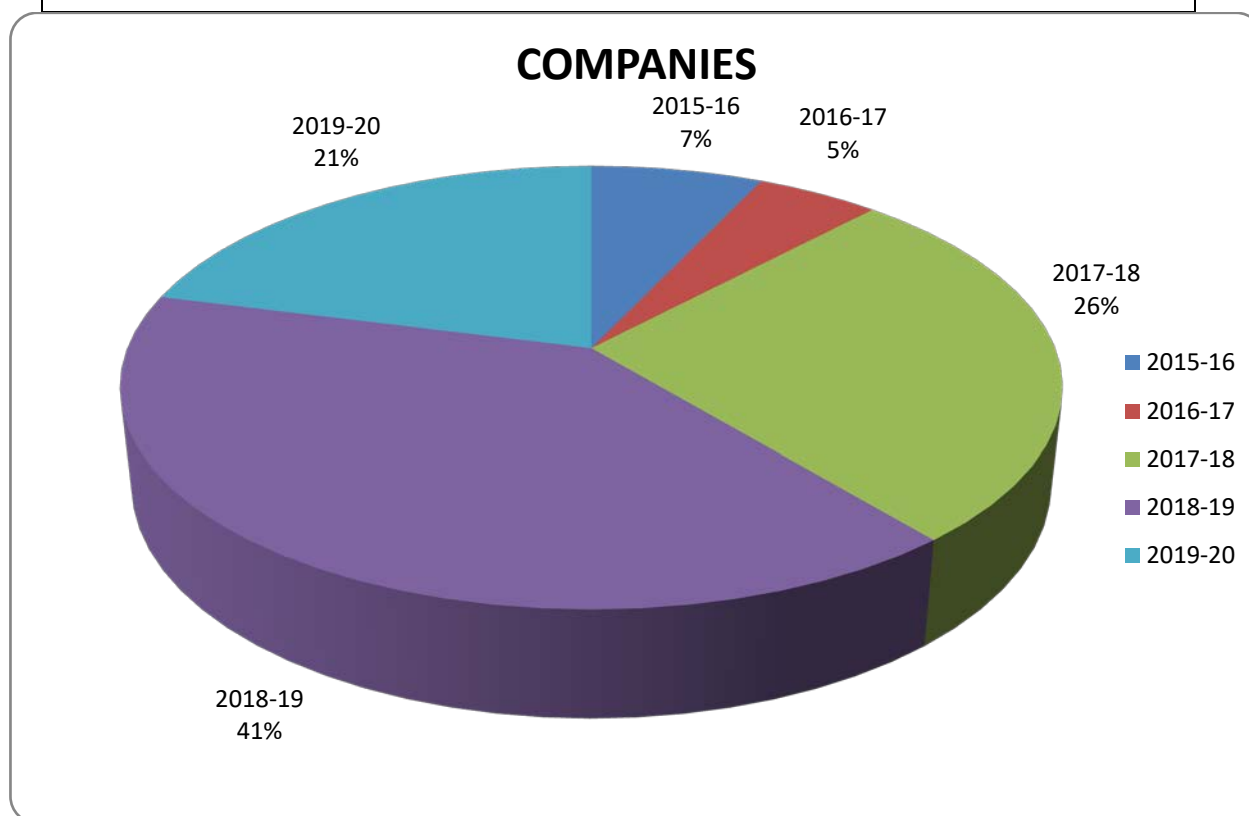
Following graph depicts total number of PSE's in profit from last five Financial Years i.e. 2015-16 to 2019-20. A growth in the number of PSE's in profit can be seen from the graph.

Total number of PSE's in profit in last five Financial Years (2015-16 to 2019-20)
Profit of all PSE's in last five Financial Years (2015-16 to 2019-20)
(Rs. in Lakh)
No. in Profit

Amount


Analysis of the Profitability of Companies over the last five years (2015-16 to 2019-20)**(Rs. In Lakh)**

	2015-16		2016-17		2017-18		2018-19		2019-20	
Companies	Amount	No.	Amount	No.	Amount	No.	Amount	No.	Amount	No.
Profit	28182.46	15	22558.47	14	110946.47	18	170486.50	18	88421.22	18
Loss	100110.41	8	35391.17	9	2000.81	5	1450.03	5	1515.33	5
Total	-71927.95	23	-12832.70	23	108945.66	23	169036.47	23	86905.89	23

Graph shows profitability of the Companies over the last five Financial Years i.e. 2015-16 to 2019-20. Clearly, the Year 2018-19 has been the best performer out of all the five years. The profit in Financial year 2015-16 was Rs. 28182.46 Lakh (7% of last five years), whereas, the total profit is of the tune of Rs. 88421.22 Lakh in the Financial Year 2019-20.

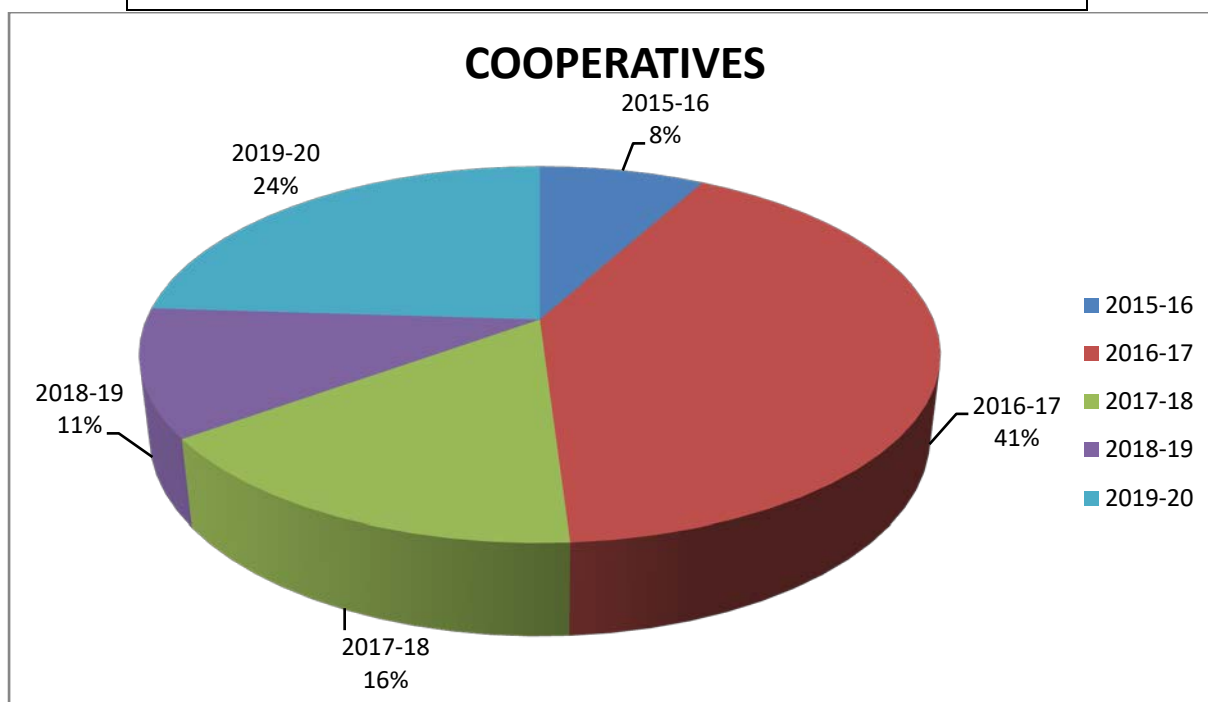
Total number of Companies in Profit in last five Financial Years (2015-16 to 2019-20)

Analysis of the Profitability of Cooperatives over the last five years (2015-16 to 2019-20)
(Rs. In Lakh)

	2015-16		2016-17		2017-18		2018-19		2019-20	
	Amount	No.	Amount	No.	Amount	No.	Amount	No.	Amount	No.
Profit	6649.57	7	33729.70	8	13219.25	7	9308.08	7	19931.88	8
Loss	39664.79	11	40096.10	10	53097.97	11	80740.4	11	59603.08	10
Total	-33015.22	18	-6366.40	18	-39878.72	18	-71432.32	18	-39671.20	18

Graph shows profitability of various Cooperatives over the last five Financial Years i.e. 2015-16 to 2019-20. The profit in Financial year 2015-16 was Rs. 6649.57 Lakh (8%), whereas, the total profit is Rs.19931.88 Lakh in the Financial Year 2019-20. The profits have almost triple. However, out of 19 co-operatives, one co-operative is running on no profit-no loss basis.

Total number of Cooperatives in Profit in last five Financial Years (2015-16 to 2019-20)



Consolidated profile for all 42 Enterprises				
Financial and Manpower data for the years 2018-19 & 2019-20				
Sr. No.	Particulars		Rs. in Lakh	
			2018-19	2019-20
1	Authorised Capital		4315317.22	5316333.84
2	Paid up share capital			
	2.1	Central Govt.	3997.86	3997.86
	2.2	State Govt.	2776140.24	3611500.86
	2.3	Others	132891.96	134211.09
		Total	2913030.06	3749709.81
3	Reserves & Surplus		-375998.23	-381717.98
4	Loans			
	4.1	Central Govt. Loan	4386.24	4314.26
	4.2	State Govt. Loan	873270.64	421926.59
	4.3	Others	2657615.30	2332059.66
	4.4	Working Capital	1574885.74	1989705.83
		Total	5110157.92	4748006.34
5	Grant-in-aid		524358.41	466884.10
6	Current Assets, Loan & Advances		5313164.09	6186524.93
7	Current Liabilities & Provisions		5533531.29	5546335.45
8	Net Working Capital		-220367.19	640189.48
9	Turnover/Revenue			
	9.1	from Govt. assigned activities	852434.70	686931.88
	9.2	from other core activities	5538204.35	5461944.95
	9.3	From miscellaneous activities	35481.38	46934.12
		Total	6426120.42	6195810.95
10	Profit / Loss (PAIT)			
	10.1	from Govt. assigned activities	11116.08	7442.21
	10.2	from other core activities	86363.52	39623.44
	10.3	From miscellaneous activities	124.56	169.03
		Total	97604.15	47234.69
11	Accumulated P/L		-2948586.55	-2909841.44
12	Dividend paid during the year		429.59	709.11
13	Status of Accounts (Audited upto the year)			
14	Manpower			
	14.1	Sanctioned posts (Nos.)	68471	68433
	14.2	Filled up posts (Nos.)		
	1	No. of Group A employees	1320	1273
	2	No. of Group B employees	1420	1359
	3	No. of Group C employees	23545	24623
	4	No. of Group D employees	5974	5477
	A	Total (Regular posts 14.2(1) to 14.2(4))	32259	32732
	5	No. of Adhoc employees	207	200
	6	No. of contingency paid employees	551	548
	7	No. of work charged employees	132	128
	8	No. of contract employees	19900	19863
	B	Total (other than regular posts 14.2(5) to 14.2(8))	20790	20739
	C	Grand total (A+B)	53049	53471
	14.3	Actual expenditure (including DC)	488225.92	472321.15
Notes:- DC means Diminishing Cadre				

Consolidated Statement of Companies				
Financial data for the years 2018-19 & 2019-20				
Sr. No.	Particulars		Rs. in Lakh	
			2018-19	2019-20
1	Authorised Capital		4193020.00	5194020.00
2	Paid up share capital			
	2.1	Central Govt.	2775.86	2775.86
	2.2	State Govt.	2726368.23	3559666.58
	2.3	Others	100864.00	101894.05
		Total	2830008.09	3664336.49
3	Reserves & Surplus		-654031.26	-675028.91
4	Loans			
	4.1	Central Govt. Loan	325.60	310.80
	4.2	State Govt. Loan	571424.51	38283.34
	4.3	Others	2100734.18	1956920.65
	4.4	Working Capital	883313.74	902600.75
		Total	3555798.03	2898115.54
5	Grant-in-aid		513813.41	456492.10
6	Current Assets, Loan & Advances		3643219.10	3987498.87
7	Current Liabilities & Provisions		3962880.61	3479205.26
8	Net Working Capital		-319661.50	508293.61
9	Turnover/Revenue			
	9.1	from Govt. assigned activities	775983.25	598180.24
	9.2	from other core activities	4148942.49	3956067.14
	9.3	From miscellaneous activities	35300.74	46232.20
		Total	4960226.47	4600479.58
10	Profit / Loss (PAIT)			
	10.1	from Govt. assigned activities	40972.19	32762.30
	10.2	from other core activities	127994.59	54007.27
	10.3	From miscellaneous activities	69.70	136.31
		Total	169036.47	86905.89
11	Accumulated P/L		-2568216.91	-2486126.16
12	Dividend paid during the year		429.59	709.11
13	Status of Accounts (Audited upto the year)			
14	Manpower			
	14.1	Sanctioned posts (Nos.)	58076	58037
	14.2	Filled up posts (Nos.)		
	1	No. of Group A employees	1177	1135
	2	No. of Group B employees	1234	1191
	3	No. of Group C employees	20327	21604
	4	No. of Group D employees	2835	2560
	A	Total (Regular posts 14.2(1) to 14.2(4))	25573	26490
	5	No. of Adhoc employees	1	1
	6	No. of contingency paid employees	440	422
	7	No. of work charged employees	33	33
	8	No. of contract employees	17064	17058
	B	Total (other than regular posts 14.2(5) to 14.2(8))	17538	17514
	C	Grand total (A+B)	43111	44004
	14.3	Actual expenditure (including DC)	439536.52	429310.83
Notes:- DC means Diminishing Cadre				

Consolidated Statement of Cooperatives				
Financial data for the years 2018-19 & 2019-20				
Sr. No.	Particulars		Rs. in Lakh	
			2018-19	2019-20
1	Authorised Capital		122297.22	122313.84
2	Paid up share capital			
	2.1	Central Govt.	1222.00	1222.00
	2.2	State Govt.	49772.01	51834.28
	2.3	Others	32027.96	32317.04
		Total	83021.97	85373.32
3	Reserves & Surplus		278033.03	293310.93
4	Loans			
	4.1	Central Govt. Loan	4060.64	4003.46
	4.2	State Govt. Loan	301846.13	383643.25
	4.3	Others	556881.12	375139.01
	4.4	Working Capital	691572.00	1087105.08
		Total	1554359.89	1849890.80
5	Grant-in-aid		10545.00	10392.00
6	Current Assets, Loan & Advances		1669944.99	2199026.06
7	Current Liabilities & Provisions		1570650.68	2067130.19
8	Net Working Capital		99294.31	131895.87
9	Turnover/Revenue			
	9.1	from Govt. assigned activities	76451.45	88751.64
	9.2	from other core activities	1389261.86	1505877.81
	9.3	From miscellaneous activities	180.64	701.92
		Total	1465893.95	1595331.37
10	Profit / Loss (PAIT)			
	10.1	from Govt. assigned activities	-29856.11	-25320.09
	10.2	from other core activities	-41631.07	-14383.83
	10.3	From miscellaneous activities	54.86	32.72
		Total	-71432.32	-39671.20
11	Accumulated P/L		-380369.64	-423715.28
12	Dividend paid during the year		0.00	0.00
13	Status of Accounts (Audited upto the year)			
14	Manpower			
	14.1	Sanctioned posts (Nos.)	10395	10396
	14.2	Filled up posts (Nos.)		
	1	No. of Group A employees	143	138
	2	No. of Group B employees	186	168
	3	No. of Group C employees	3218	3019
	4	No. of Group D employees	3139	2917
	A	Total (Regular posts 14.2(1) to 14.2(4)	6686	6242
	5	No. of Adhoc employees	206	199
	6	No. of contingency paid employees	111	126
	7	No. of work charged employees	99	95
	8	No. of contract employees	2836	2805
	B	Total (other than regular posts 14.2(5) to 14.2(8)	3252	3225
	C	Grand total (A+B)	9938	9467
	14.3	Actual expenditure (including DC)	48689.40	43010.32
Notes:- DC means Diminishing Cadre				

Haryana Agro Industries Corporation Ltd.		
Company Profile		
1.1	Year of Incorporation (Date)	31.03.1967
1.2	Act under which incorporated	The Companies Act, 1956
1.3	Contact details (Registered / Corporate Office)	
	1.3.1 Address	Bays No. 15-20, Sector 4, Panchkula
	1.3.2 District	Panchkula
	1.3.3 State	Haryana
	1.3.4 Pin	134112
	1.3.5 URL address, if any	www.haic.co.in
	1.3.6 E-mail address, if any	haicpkl@gmail.com haicaccts@gmail.com
	1.3.7 Telephone Numbers	0172-2561300, 2561324, 2561305
	1.3.8 Fax Numbers	0172-2561310, 2562317
<p>Main Objectives:-</p> <p>(1) To assist, aid, finance and promote agro-industries, such as poultry, dairy and other agro based industries, land development and seed related activities and undertake and manufacture agriculture implements, agricultural machinery and other materials and equipment required for these industries in Haryana and in India and to sell the products of these industries.</p> <p>(2) To promote any agricultural, commercial, or industrial enterprise, establishment, company or concern.</p> <p>(3) To acquire, purchase, give or sell implements, machinery, equipment, appliances, tools etc. either on hire-purchase system or on payment by instalments as may be of interest to the company.</p>		

Haryana Agro Industries Corp. Ltd. (HAIC)				
Financial data for the years 2018-19 & 2019-20				
Sr. No.	Particulars			Rs. in Lakh
			2018-19	2019-20
1	Authorised Capital			1000.00
2	Paid up share capital			
	2.1	Central Govt.	160.21	160.21
	2.2	State Govt.	253.83	253.83
	2.3	Others	0.00	0.00
		Total	414.04	414.04
3	Reserves & Surplus			-16068.80
4	Loans			-15621.08
	4.1	Central Govt. Loan	0.00	0.00
	4.2	State Govt. Loan	0.00	0.00
	4.3	Others	1656.25	1532.32
	4.4	Working Capital	42619.68	32575.41
		Total	44275.93	34107.73
5	Grant-in-aid			0.00
6	Current Assets, Loan & Advances			32662.84
7	Current Liabilities & Provisions			22692.11
8	Net Working Capital			51076.32
9	Turnover/Revenue			40707.69
	9.1	from Govt. assigned activities	0.00	0.00
	9.2	from other core activities	29939.13	15631.39
	9.3	From miscellaneous activities	46.39	295.10
		Total	29985.52	15926.49
10	Profit / Loss (PAIT)			
	10.1	from Govt. assigned activities	-581.50	447.72
	10.2	from other core activities	0.00	0.00
	10.3	From miscellaneous activities	0.00	0.00
		Total	-581.50	447.72
11	Accumulated P/L			-16068.80
12	Dividend paid during the year			-15621.10
13	Status of Accounts (Audited upto the year)			0.00
14	Manpower			0.00
	14.1	Sanctioned posts (Nos.)	27	27
	14.2	Filled up posts (Nos.)		
	1	No. of Group A employees	3	2
	2	No. of Group B employees	4	4
	3	No. of Group C employees	10	9
	4	No. of Group D employees	41	33
	A	Total (Regular posts 14.2(1) to 14.2(4)	58	48
	5	No. of Adhoc employees	0	0
	6	No. of contingency paid employees	56	56
	7	No. of work charged employees	0	0
	8	No. of contract employees	219	219
	B	Total (other than regular posts 14.2(5) to 14.2(8)	275	275
	C	Grand total (A+B)	333	323
	14.3	Actual expenditure (including DC)	825.02	881.41
Notes:- DC means Diminishing Cadre				

Haryana Agro Industries Corporation Ltd.

Physical Performance for the years 2018-19 & 2019-20

Sr. No.	Particulars	2018-19				2019-20			
		Quantity		Amount (Rs. in lakh)		Quantity		Amount (Rs. in lakh)	
		Procurement /Production	Sale	Procurement /Production	Sale	Procurement / Production	Sale	Procurement / Production	Sale
1.	Pesticides								0.58
2.	POL				6516.66				6270.94
3.	Others				60.3				21.57
4.	Wheat				14484.93				6206.41
5.	Paddy				6847.37				952.97
	Total				27909.26				13452.47

Haryana Seeds Development Corporation Ltd.		
Company Profile		
1.1	Year of Incorporation(Date)	12.09.1974
1.2	Act under which incorporated	The Companies Act, 1956
1.3	Contact details (Registered / Corporate Office)	
	1.3.1 Address	Bays No. 3-6, Sector-2, Panchkula
	1.3.2 District	Panchkula
	1.3.3 State	Haryana
	1.3.4 Pin	134112
	1.3.5 URL address, if any	www.haryanaseeds.gov.in
	1.3.6 E-mail address, if any	mdhsdcl@gmail.com , hsdc@hry.nic.in
	1.3.7 Telephone Numbers	0172-2577755, 2579215,2577582
	1.3.8 Fax Numbers	0172-2577583
<p>Main Objectives:-</p> <p>(1) Organizing the production of seeds.</p> <p>(2) Processing of seeds so produced and arrange certifications.</p> <p>(3) Distribution of certified seeds.</p>		

Haryana Seeds Development Corp. Ltd. (HSDC)						
Financial data for the years 2018-19 & 2019-20						
Sr. No.	Particulars				Rs. in Lakh	
					2018-19	2019-20
1	Authorised Capital				700.00	700.00
2	Paid up share capital					
	2.1	Central Govt.			113.31	113.31
	2.2	State Govt.			275.87	275.87
	2.3	Others			110.82	110.82
		Total			500.00	500.00
3	Reserves & Surplus				534.87	763.82
4	Loans					
	4.1	Central Govt. Loan			0.00	0.00
	4.2	State Govt. Loan			0.00	0.00
	4.3	Others			0.00	0.00
	4.4	Working Capital			0.00	0.00
		Total			0.00	0.00
5	Grant-in-aid				1089.55	1129.00
6	Current Assets, Loan & Advances				5574.93	5119.45
7	Current Liabilities & Provisions				4652.55	4117.91
8	Net Working Capital				922.38	1001.54
9	Turnover/Revenue					
	9.1	from Govt. assigned activities			0.00	0.00
	9.2	from other core activities			14654.95	14718.79
	9.3	From miscellaneous activities			0.00	0.00
		Total			14654.95	14718.79
10	Profit / Loss (PAIT)					
	10.1	from Govt. assigned activities			0.00	0.00
	10.2	from other core activities			480.25	228.95
	10.3	From miscellaneous activities			0.00	0.00
		Total			480.25	228.95
11	Accumulated P/L				505.71	734.66
12	Dividend paid during the year				0.00	0.00
13	Status of Accounts (Audited upto the year)				2018-19	2018-19
14	Manpower					
	14.1	Sanctioned posts (Nos.)			365	365
	14.2	Filled up posts (Nos.)				
		1	No. of Group A employees		3	3
		2	No. of Group B employees		30	28
		3	No. of Group C employees		87	81
		4	No. of Group D employees		29	28
		A	Total (Regular posts 14.2(1) to 14.2(4))		149	140
		5	No. of Adhoc employees		0	0
		6	No. of contingency paid employees		160	165
		7	No. of work charged employees		0	0
		8	No. of contract employees		25	25
		B	Total (other than regular posts 14.2(5) to 14.2(8))		185	190
		C	Grand total (A+B)		334	330
	14.3	Actual expenditure (including DC)			1963.00	2035.68
Notes:- DC means Diminishing Cadre						

Haryana Seeds Development Corporation Ltd.									
Physical Performance for the years 2018-19 & 2019-20									
Sr. No.	Particulars	2018-19				2019-20			
		Quantity (in Qtls)		Amount (Rs. in lakh)		Quantity (in Qtls)		Amount (Rs. in lakh)	
		Procurement/ Production	Sale	Procurement/ Production	Sale	Procurement/ Production	Sale	Procurement/ Production	Sale
1	C/Seeds Rabi & Kharif	270757.75	312159.64	-	14129.32	-	336430.71	-	14560.07

Haryana Land Reclamation & Development Corporation Ltd		
Company Profile		
1.1	Year of Incorporation(Date)	27.03.1974
1.2	Act under which incorporated	The Companies Act, 2013
1.3	Contact details (registered / Corporate Office)	
	1.3.1 Address	Bays No. 1-2, Sector 4, Panchkula
	1.3.2 District	Panchkula
	1.3.3 State	Haryana
	1.3.4 Pin	134109
	1.3.5 URL address, if any	Hlrddc.org.in
	1.3.6 E-mail address, if any	hlrdcl@hry.nic.in
	1.3.7 Telephone Numbers	0172-2571129
	1.3.8 Fax Numbers	0172-2568871
<p>Main Objectives:-</p> <p>(1) To undertake, assist, aid, finance, execute and promote measures for land development, conservation and improvement of soil and water resources.</p> <p>(2) To carry on the business of farmers, graziers, planters, quarry owners, contractors for the construction of works and any other operations or business which may contribute directly or indirectly to develop the land for agricultural purposes or a purpose akin to agriculture.</p> <p>(3) To purchase, take on lease the machinery, tools and plant and maintain appliances, for carrying the development, improvement and exploitation of land either for making it cultivable or utilizing it for agriculture purposes.</p> <p>(4) (a) To purchase, sell, manufacture or deal in agricultural inputs like weedicides, pesticides, fertilizers, agricultural implements, machinery, procurement and trading of food grains, without any kind subsidy from the Central/State Government.</p> <p>(b) To undertake activities conducive to the promotion of Horticulture, Horticulture and other allied agriculture avocations and popularization of the high yielding varieties of crops, such as the setting up of demonstration plots, production and multiplication of foundation and certified seeds etc.</p> <p>(5) HLRDC is operating Gas Agencies at Naraingarh, Hissar and Faridabad and also operating Petrol Pumps at Naraingarh and Panipat. All are running smoothly and are in profit.</p>		

Haryana Land Reclamation & Development Corp. Ltd. (HLRDC)				
Financial data for the years 2018-19 & 2019-20				
Sr. No.	Particulars		Rs. in Lakh	
			2018-19	2019-20
1	Authorised Capital		500.00	500.00
2	Paid up share capital			
	2.1	Central Govt.	0.00	0.00
	2.2	State Govt.	136.64	136.64
	2.3	Others	19.66	19.66
		Total	156.30	156.30
3	Reserves & Surplus		625.69	851.19
4	Loans			
	4.1	Central Govt. Loan	0.00	0.00
	4.2	State Govt. Loan	0.00	0.00
	4.3	Others	0.00	0.00
	4.4	Working Capital	2668.33	2770.44
		Total	2668.33	2770.44
5	Grant-in-aid		0.00	0.00
6	Current Assets, Loan & Advances		2668.33	2770.44
7	Current Liabilities & Provisions		1826.62	1700.89
8	Net Working Capital		841.71	1069.55
9	Turnover/Revenue			
	9.1	from Govt. assigned activities	3821.91	4081.37
	9.2	from other core activities	514.03	455.03
	9.3	From miscellaneous activities	4432.67	3815.75
		Total	8768.61	8352.15
10	Profit / Loss (PAIT)			
	10.1	from Govt. assigned activities	-136.19	-99.47
	10.2	from other core activities	179.18	245.47
	10.3	From miscellaneous activities	82.63	79.50
		Total	125.62	225.50
11	Accumulated P/L		625.69	851.19
12	Dividend paid during the year		0.00	0.00
13	Status of Accounts (Audited upto the year)		2018-19	2019-20
14	Manpower			
	14.1	Sanctioned posts (Nos.)	197	197
	14.2	Filled up posts (Nos.)		
	1	No. of Group A employees	0	1
	2	No. of Group B employees	8	10
	3	No. of Group C employees	55	50
	4	No. of Group D employees	18	18
	A	Total (Regular posts 14.2(1) to 14.2(4))	81	79
	5	No. of Adhoc employees	0	0
	6	No. of contingency paid employees	0	0
	7	No. of work charged employees	0	0
	8	No. of contract employees	62	50
	B	Total (other than regular posts 14.2(5) to 14.2(8))	62	50
	C	Grand total (A+B)	143	129
	14.3	Actual expenditure (including DC)	1143.26	847.21
Notes:- DC means Diminishing Cadre				

Haryana Land Reclamation & Development Corporation Ltd									
Physical Performance for the years 2018-19 & 2019-20									
Sr. No.	Particulars	2018-19				2019-20			
		Quantity		Amount (Rs. in lakh)		Quantity		Amount (Rs. in lakh)	
		Procurement /Production	Sale	Procurement /Production	Sale	Procurement / Production	Sale	Procurement / Production	Sale
1	Gypsum	58167.20	52286.05	725.93	1568.58	39382.00	48372.60	496.67	1451.18
2	Urea	4993.65	5283.58	262.59	297.92	4528.03	4164.16	237.95	234.87
3	Zinc Sulphate	775.47	764.074	270.16	267.05	1.69	0.36	8.92	1.92
4	Ferrous Sulphate	83.30	68.797	12.60	11.03	0.00	0.00	0.00	0.00
5	Magnese Sulphate	57.12	57.179	35.58	36.60	0.00	0.00	0.00	0.00
6	SSP	997.15	998.80	58.07	59.93	14.350	12.500	0.84	0.75
7	Seed (MT)	3676.40	3645.04	1055.19	1206.99	4601.95	4655.47	1396.02	1610.92
8	Seed (Unit)	20463.82	20463.20	131.69	138.98	29040.85	29040.85	182.51	192.59
9	DAP	504.00	479.00	124.72	121.43	1216.80	1103.050	276.41	254.41
10	MOP	0.50	0.500	0.064	0.064	0.00	0.00	0.00	0.00
11	Magnus	5.55	1.320	3.81	1.01	11.130	6.240	7.63	4.75
12	Maceo Tablet	4800	1367	1.19	0.43	6500	3933	1.61	1.12
13	Micoraza	7904	4230	6.17	3.63	13376	10014	10.44	8.58
14	Bio Fertilizer	474.50	474.50	48.83	53.32	0.00	0.00	0.00	0.00
15	Bio Pesticides (MT)	0.00	0.00	0.00	0.00	0.00	0.00	0.00	0.00
16	Bio Pesticides (Lts.)	0.00	0.00	0.00	0.00	0.00	0.00	0.00	0.00
17	Weedicide/ Pesticides (MT)	10.52	8.60	15.09	13.99	23.15	20.58	40.50	38.63
18	Weedicide/ Pesticides (in Ltr.)	10048.70	7587.20	29.81	21.81	15041.00	11076.80	61.79	51.95
19	Weedicide/ Pesticides (Unit)	35016	34411	52.65	52.98	44522	41968	106.14	109.23
20	NPK	0.00	0.00	0.00	0.00	12.550	11.800	2.91	2.80
21	Spray Pump	3576	3039	52.06	45.67	2901	2264	57.37	47.60
22	Press Mud (MT)	0.00	0.00	0.00	0.00	4415.81	4415.81	30.91	37.53
23	Waste Decomposer	0.00	0.00	0.00	0.00	110.90	5.90	0.22	0.01
24	Urea Phosphate	0.00	0.00	0.00	0.00	1300	1096	0.77	0.88
25	Petrol (Ltr.)	1103000	1087225	654.66	651.08	1071000	1058776	614.18	611.51
26	Diesel (Ltr.)	1477000	1476619	859.13	865.88	1437000	1425948	803.44	801.45
27	Cylinder (14.2 Kg)	369027	368479	2516.94	2699.45	341877	342044	2097.54	2297.87
28	Cylinder (19 Kg)	2192	2287	22.88	26.21	2053	1969	19.75	20.55

Note: 1. Particulars include activities of your organisation.
2. Additional activities, if any are also be incorporated.

Haryana State Warehousing Corporation		
Company Profile		
1.1	Year of Incorporation(Date)	01.11.1967
1.2	Act under which incorporated	Warehousing Corporations Act, 1962
1.3	Contact details (Registered / Corporate Office)	
	1.3.1 Address	Bays No. 15-18, Sector 2, Panchkula
	1.3.2 District	Panchkula
	1.3.3 State	Haryana
	1.3.4 Pin	134112
	1.3.5 URL address, if any	www.hwc.org.in
	1.3.6 E-mail address, if any	hwc@hry.nic.in
	1.3.7 Telephone Numbers	0172-2578830-32
	1.3.8 Fax Numbers	0172-2586900
<p>Main Objectives:-</p> <p>The Haryana State Warehousing Corporation came into existence on 01.11.1967. It was carved out from erstwhile Punjab Warehousing Corporation. It is a statutory body created under an act of Parliament with twin objective of providing scientific storage facilities for a wide range of agricultural produce and notified commodities to the farmers, Govt, agencies, Public Enterprises, traders, etc. and to make available credit against goods deposited in the warehouses.</p>		

Haryana State Warehousing Corporation (HWC)				
Financial data for the years 2018-19 & 2019-20				
Sr. No.	Particulars		Rs. in Lakh	
			2018-19	2019-20
1	Authorised Capital		620.00	620.00
2	Paid up share capital			
	2.1	Central Govt.	0.00	0.00
	2.2	State Govt.	292.37	292.37
	2.3	Others	292.37	292.37
		Total	584.74	584.74
3	Reserves & Surplus		42084.42	47072.26
4	Loans			
	4.1	Central Govt. Loan	0.00	0.00
	4.2	State Govt. Loan	0.00	0.00
	4.3	Others	150481.12	259824.80
	4.4	Working Capital	0.00	0.00
		Total	150481.12	259824.80
5	Grant-in-aid		0.00	0.00
6	Current Assets, Loan & Advances		201170.57	326084.99
7	Current Liabilities & Provisions		67845.31	76600.27
8	Net Working Capital		133325.26	249484.72
9	Turnover/Revenue			
	9.1	from Govt. assigned activities	0.00	0.00
	9.2	from other core activities	466629.02	511257.36
	9.3	From miscellaneous activities	0.00	0.00
		Total	466629.02	511257.36
10	Profit / Loss (PAIT)			
	10.1	from Govt. assigned activities	0.00	0.00
	10.2	from other core activities	4032.11	5868.05
	10.3	From miscellaneous activities	0.00	0.00
		Total	4032.11	5868.05
11	Accumulated P/L		38052.99	43921.04
12	Dividend paid during the year		429.59	703.10
13	Status of Accounts (Audited upto the year)		2018-19	2018-19
14	Manpower			
	14.1	Sanctioned posts (Nos.)	860	860
	14.2	Filled up posts (Nos.)	445	408
	1	No. of Group A employees	5	4
	2	No. of Group B employees	16	14
	3	No. of Group C employees	330	308
	4	No. of Group D employees	94	82
	A	Total (Regular posts 14.2(1) to 14.2(4))	445	408
	5	No. of Adhoc employees	0	0
	6	No. of contingency paid employees	0	0
	7	No. of work charged employees	0	0
	8	No. of contract employees	0	3
	B	Total (other than regular posts 14.2(5) to 14.2(8))	445	411
	C	Grand total (A+B)	445	411
	14.3	Actual expenditure (including DC)	19559.82	21761.15
Notes:- DC means Diminishing Cadre				

Haryana State Warehousing Corporation

Physical Performance for the years 2018-19 & 2019-20

Sr. No.	Particulars	2018-19				2019-20			
		Quantity (in Quintals)		Amount (Rs. in lakh)		Quantity (in Quintals)		Amount (Rs. in lakh)	
		Procurement/ Production	Sale	Procurement/ Production	Sale at MSP/CMR	Procurement/ Production	Sale	Procurement/ Production	Sale at MSP/CMR
1	Wheat	15603871	13986914	270727	240760	15384808	13334781	283080	242899
2	Paddy	7960728	4816910	140816	140619	9453171	5320274	173398	162641
3.	Bajra	871846	819294	17001	15438	1172839	237769	23457	3684
4.	Sunflower	-	-	-	-	46942	47239	2529	1742
5.	Mustard	-	-	-	-	413876	408731	17383	16903
6.	Moong	-	-	-	-	9987	8146	704	606

Haryana Police Housing Corporation Ltd.		
Company Profile		
1.1	Year of Incorporation (Date)	29.12.1989
1.2	Act under which incorporated	The Companies Act, 1956
1.3	Contact details (Registered / Corporate Office)	
	1.3.1 Address	Plot No. C-10, Sector-6, Panchkula
	1.3.2 District	Panchkula
	1.3.3 State	Haryana
	1.3.4 Pin	134109
	1.3.5 URL address, if any	-
	1.3.6 E-mail address, if any	hphc@hry.nic.in
	1.3.7 Telephone Numbers	0172-2561838
	1.3.8 Fax Numbers	0172-2571629
Main Objectives:-		
1. To undertake construction of residential and non residential buildings of Police Department.		

Haryana Police Housing Corporation Ltd. (HPHC)				
Financial data for the years 2018-19 & 2019-20				
Sr. No.	Particulars		Rs. in Lakh	
			2018-19	2019-20
1	Authorised Capital		2500.00	2500.00
2	Paid up share capital			
	2.1	Central Govt.	0.00	0.00
	2.2	State Govt.	2499.99	2499.99
	2.3	Others	0.00	0.00
		Total	2499.99	2499.99
3	Reserves & Surplus		-432.77	-458.18
4	Loans			
	4.1	Central Govt. Loan	0.00	0.00
	4.2	State Govt. Loan	0.00	0.00
	4.3	Others	39050.00	41950.00
	4.4	Working Capital	0.00	0.00
		Total	39050.00	41950.00
5	Grant-in-aid		16284.15	7033.84
6	Current Assets, Loan & Advances		93625.78	90846.97
7	Current Liabilities & Provisions		60969.75	55363.73
8	Net Working Capital		32656.03	35483.24
9	Turnover/Revenue			
	9.1	from Govt. assigned activities	0.00	0.00
	9.2	from other core activities	567.27	533.24
	9.3	From miscellaneous activities	2.96	3.18
		Total	570.23	536.42
10	Profit / Loss (PAIT)			
	10.1	from Govt. assigned activities	0.00	0.00
	10.2	from other core activities	0.00	0.00
	10.3	From miscellaneous activities	-31.33	-25.41
		Total	-31.33	-25.41
11	Accumulated P/L		-432.76	-458.17
12	Dividend paid during the year		0.00	0.00
13	Status of Accounts (Audited upto the year)		2016-17	2016-17
14	Manpower			
	14.1	Sanctioned posts (Nos.)	287	287
	14.2	Filled up posts (Nos.)		
	1	No. of Group A employees	18	18
	2	No. of Group B employees	33	35
	3	No. of Group C employees	92	90
	4	No. of Group D employees	68	66
	A	Total (Regular posts 14.2(1) to 14.2(4))	211	209
	5	No. of Adhoc employees	0	0
	6	No. of contingency paid employees	0	0
	7	No. of work charged employees	0	0
	8	No. of contract employees	1	1
	B	Total (other than regular posts 14.2(5) to 14.2(8))	1	1
	C	Grand total (A+B)	212	210
	14.3	Actual expenditure (including DC)	1672.74	1838.42
Notes:- DC means Diminishing Cadre				

Haryana Police Housing Corporation Ltd.									
Physical Performance for the years 2018-19 & 2019-20									
Sr. No	Particulars	2018-19				2019-20			
		Quantity		Amount (Rs. in lacs)		Quantity		Amount (Rs. in lacs)	
		Procurement /Production	Sale	Procurement /Production	Sale (total exp. On cont. works)	Procurement /Production	Sale	Procurement /Production	Sale (total exp. On cont. works)
1	Haryana Police Housing Corporation undertakes the construction works of residential buildings of Police Department. In addition the corporation is also executing the works of Jail Deptt. and State Vigilance Bureau as well as works of other Boards/Corporations	134 (Project)	NA*	NA*	50401.00	174 (Project)	NA*	NA*	47172.81
Note: Haryana Police Housing Corporation is a construction agency and does not deal with procurement/production for the purpose of sale. However, Haryana Police Housing Corporation Ltd, Panchkula undertakes the construction work of buildings and on its completion handover the same to the Police Department for further allotment to the police personnel.									

Haryana Scheduled Castes Finance and Development Corporation Ltd.

Company Profile

1.1	Year of Incorporation(Date)	02.01.1971
1.2	Act under which incorporated	The Companies Act, 1956
1.3	Contact details (Registered / Corporate Office)	
	1.3.1 Address	SCO No. 2427-28, Sector 22-C, Chandigarh
	1.3.2 District	
	1.3.3 State	U.T. Chandigarh
	1.3.4 Pin	160022
	1.3.5 URL address, if any	http://hsfdc.org.in
	1.3.6 E-mail address, if any	hsfdc2427@gmail.com
	1.3.7 Telephone Numbers	0172-2705619
	1.3.8 Fax Numbers	0172-2541828

Main Objectives:- To do and undertake the task of socio-economic and educational uplift of the Scheduled Castes in the State.

Haryana Schedule Caste Finance & development Corp. Ltd. (HSCF&DC)				
Financial data for the years 2018-19 & 2019-20				
Sr. No.	Particulars			Rs. in Lakh
			2018-19	2019-20
1	Authorised Capital			8000.00
2	Paid up share capital			
	2.1	Central Govt.	2392.34	2392.34
	2.2	State Govt.	2614.47	2614.47
	2.3	Others	0.00	0.00
		Total	5006.81	5006.81
3	Reserves & Surplus			1839.45
4	Loans			
	4.1	Central Govt. Loan	0.00	0.00
	4.2	State Govt. Loan	0.00	0.00
	4.3	Others	1091.17	1242.46
	4.4	Working Capital	6652.18	7087.67
		Total	7743.35	8330.13
5	Grant-in-aid			0.00
6	Current Assets, Loan & Advances			11197.04
7	Current Liabilities & Provisions			3443.94
8	Net Working Capital			7753.10
9	Turnover/Revenue			
	9.1	from Govt. assigned activities	0.00	0.00
	9.2	from other core activities	1119.13	1390.00
	9.3	From miscellaneous activities	0.00	0.00
		Total	1119.13	1390.00
10	Profit / Loss (PAIT)			
	10.1	from Govt. assigned activities	0.00	0.00
	10.2	from other core activities	215.28	549.63
	10.3	From miscellaneous activities	0.00	0.00
		Total	215.28	549.63
11	Accumulated P/L			1839.45
12	Dividend paid during the year			0.00
13	Status of Accounts (Audited upto the year)			2017-18
14	Manpower			
	14.1	Sanctioned posts (Nos.)	201	201
	14.2	Filled up posts (Nos.)		
	1	No. of Group A employees	2	2
	2	No. of Group B employees	10	10
	3	No. of Group C employees	39	39
	4	No. of Group D employees	37	32
	A	Total (Regular posts 14.2(1) to 14.2(4))	88	83
	5	No. of Adhoc employees	0	0
	6	No. of contingency paid employees	0	0
	7	No. of work charged employees	0	0
	8	No. of contract employees	89	84
	B	Total (other than regular posts 14.2(5) to 14.2(8))	89	84
	C	Grand total (A+B)	177	167
	14.3	Actual expenditure (including DC)	882.38	829.11
Notes:- DC means Diminishing Cadre				

Haryana Scheduled Castes Finance and Development Corporation Ltd.			
Physical Performance for the years 2018-19 & 2019-20			
Sr. No	Particulars	2018-19	2019-20
1	No. of Beneficiaries	4128	3289
2	Amount Disbursed (Rs. in lakhs)	2800.93	2574.26

Haryana Backward Classes & Economically Weaker Sections Kalyan Nigam Ltd.

Company Profile

1.1	Year of Incorporation(Date)	10.12.1980
1.2	Act under which incorporated	The Companies Act, 1956
1.3	Contact details (Registered / Corporate Office)	
	1.3.1 Address	SCO No. 813-14, Sector 22-A, Chandigarh
	1.3.2 District	
	1.3.3 State	U.T. Chandigarh
	1.3.4 Pin	160022
	1.3.5 URL address, if any	-
	1.3.6 E-mail address, if any	hbckn22@gmail.com
	1.3.7 Telephone Numbers	0172-2701722, 2701074, 2780080
	1.3.8 Fax Numbers	

Main Objectives:-

- (1) To undertake the task of socio-economic and educational upliftment of the backward classes and economically weaker sections in the State.
- (2) To advance loans to members of backward classes and economically weaker sections individually or collectively for starting a profession, business, trade etc.

Haryana Backward Classes & Economically Weaker Section Kalyan Nigam Ltd. (HBCKN)				
Financial data for the years 2018-19 & 2019-20				
Sr. No.	Particulars			Rs. in Lakh
			2018-19	2019-20
1	Authorised Capital			6000.00
2	Paid up share capital			
	2.1	Central Govt.	0.00	0.00
	2.2	State Govt.	4556.19	4806.19
	2.3	Others	0.00	0.00
		Total	4556.19	4806.19
3	Reserves & Surplus			770.43
4	Loans			
	4.1	Central Govt. Loan	0.00	0.00
	4.2	State Govt. Loan	795.79	0.00
	4.3	Others	7796.38	8105.00
	4.4	Working Capital	0.00	0.00
		Total	8592.17	8105.00
5	Grant-in-aid			18.08
6	Current Assets, Loan & Advances			8135.05
7	Current Liabilities & Provisions			3604.00
8	Net Working Capital			4531.05
9	Turnover/Revenue			
	9.1	from Govt. assigned activities	1408.04	1350.00
	9.2	from other core activities	0.00	0.00
	9.3	From miscellaneous activities	0.00	0.00
		Total	1408.04	1350.00
10	Profit / Loss (PAIT)			
	10.1	from Govt. assigned activities	530.57	374.51
	10.2	from other core activities	0.00	0.00
	10.3	From miscellaneous activities	0.00	0.00
		Total	530.57	374.51
11	Accumulated P/L			770.43
12	Dividend paid during the year			0.00
13	Status of Accounts (Audited upto the year)			2017-18
14	Manpower			
	14.1	Sanctioned posts (Nos.)	131	131
	14.2	Filled up posts (Nos.)		
	1	No. of Group A employees	2	2
	2	No. of Group B employees	2	4
	3	No. of Group C employees	6	6
	4	No. of Group D employees	20	20
	A	Total (Regular posts 14.2(1) to 14.2(4))	30	32
	5	No. of Adhoc employees	0	0
	6	No. of contingency paid employees	0	0
	7	No. of work charged employees	0	0
	8	No. of contract employees	110	95
	B	Total (other than regular posts 14.2(5) to 14.2(8))	110	95
	C	Grand total (A+B)	140	127
	14.3	Actual expenditure (including DC)	392.81	474.51
Notes:- DC means Diminishing Cadre				

Haryana Women Development Corporation Ltd.		
Company Profile		
1.1	Year of Incorporation(Date)	31.03.1982
1.2	Act under which incorporated	The Companies Act, 1956
1.3	Contact details (Registered / Corporate Office)	
	1.3.1 Address	SCO-212, IInd Floor, Sector-14, Panchkula
	1.3.2 District	Panchkula
	1.3.3 State	Haryana
	1.3.4 Pin	134113
	1.3.5 URL address, if any	-
	1.3.6 E-mail address, if any	hwdc1982@gmail.com
	1.3.7 Telephone Numbers	0172-2564720
	1.3.8 Fax Numbers	0172-2560225
<p>Main Objectives:-</p> <p>(1) To promote activities for the welfare, development and advancement of women;</p> <p>(2) To undertake the task of socio-economic, health and educational awareness for women.</p> <p>(3) To promote, literacy, talent, skill, know-how, health awareness, enterprises, spirit of entrepreneurship and business acumen among women;</p> <p>(4) To identify trades, occupations, professions and industries which can be suitable for women and to train them for such trades, occupations, professions, industries and to formulate and devise employment schemes with a view to generate self employment for them.</p>		

Haryana Women Development Corp. Ltd. (HWDC)				
Financial data for the years 2018-19 & 2019-20				
Sr. No.	Particulars		Rs. in Lakh	
			2018-19	2019-20
1	Authorised Capital		3000.00	3000.00
2	Paid up share capital			
	2.1	Central Govt.	110.00	110.00
	2.2	State Govt.	1551.00	1551.00
	2.3	Others	0.00	0.00
		Total	1661.00	1661.00
3	Reserves & Surplus		73.00	22.00
4	Loans			
	4.1	Central Govt. Loan	0.00	0.00
	4.2	State Govt. Loan	0.00	0.00
	4.3	Others	0.00	0.00
	4.4	Working Capital	0.00	0.00
		Total	0.00	0.00
5	Grant-in-aid		490.00	430.00
6	Current Assets, Loan & Advances		1860.51	1834.71
7	Current Liabilities & Provisions		43.21	53.40
8	Net Working Capital		1817.31	1781.31
9	Turnover/Revenue			
	9.1	from Govt. assigned activities	555.98	527.12
	9.2	from other core activities	0.00	0.00
	9.3	From miscellaneous activities	107.59	113.77
		Total	663.56	640.89
10	Profit / Loss (PAIT)			
	10.1	from Govt. assigned activities	-0.75	-51.00
	10.2	from other core activities	0.00	0.00
	10.3	From miscellaneous activities	0.00	0.00
		Total	-0.75	-51.00
11	Accumulated P/L		-13.93	-64.93
12	Dividend paid during the year		0.00	0.00
13	Status of Accounts (Audited upto the year)		2016-17	2016-17
14	Manpower			
	14.1	Sanctioned posts (Nos.)	81	81
	14.2	Filled up posts (Nos.)		
	1	No. of Group A employees	0	0
	2	No. of Group B employees	8	8
	3	No. of Group C employees	11	9
	4	No. of Group D employees	17	15
	A	Total (Regular posts 14.2(1) to 14.2(4))	36	32
	5	No. of Adhoc employees	0	0
	6	No. of contingency paid employees	35	34
	7	No. of work charged employees	0	0
	8	No. of contract employees	2	2
	B	Total (other than regular posts 14.2(5) to 14.2(8))	37	36
	C	Grand total (A+B)	73	68
	14.3	Actual expenditure (including DC)	326.97	367.60
Notes:- DC means Diminishing Cadre				

Haryana Women Development Corporation Ltd.

Physical Performance for the years 2018-19 & 2019-20

Sr. No	Name of PSEs Particulars			FY 2018-19					FY 2019-20					
				Targets	Actual Achievement				Targets	Actual Achievement				
			Physical (in Unit)	Budget (Rs.lakh)	Physical (in Unit)	Col. 12 as a % of 10 i.e. Achievement as a % of target	Exp. (Rs.lakh)	Col. 14 as a % of 11 i.e. Achievement as a % of target	Physical (in Unit)	Budget (Rs.lakh)	Physical (in Unit)	Col. 18 as a % of 16 i.e. Achievement as a % of target	Exp. (Rs.lakh)	Col. 20 as a % of 17 i.e. Achievement as a % of target
1	2	3	10	11	12	13	14	15	16	17	18	19	20	21
1	Individual Loaning Scheme		2000	210.00	1799	89.95	88.51		2000	150.00	1377	68.85	80.41	
2	Education Loan Scheme	No target fixed it depends on Banks			473		194.36				422		174.79	
	Total		2000	210.00	2272	89.95	282.87	114%	2000	150.00	1799	68.85	255.20	90%

Haryana Forest Development Corporation Ltd.		
Company Profile		
1.1	Year of Incorporation(Date)	07.01.1989
1.2	Act under which incorporated	The Companies Act, 1956
1.3	Contact details (Registered / Corporate Office)	
	1.3.1 Address	Bays No. 27-28, Sector 4, Panchkula.
	1.3.2 District	Panchkula
	1.3.3 State	Haryana
	1.3.4 Pin	134112
	1.3.5 URL address, if any	www.hfdc.gov.in
	1.3.6 E-mail address, if any	md@hfdc.gov.in
	1.3.7 Telephone Numbers	0172-2564463, 2583620
	1.3.8 Fax Numbers	0172-2582307
<p>Main Objectives:-</p> <p>The main objective of the Company as per Memorandum and Articles of Association are as under:</p> <ol style="list-style-type: none"> (1) To assure reasonable prices to the farmers for their standing trees and other forest produce. (2) To generate employment opportunities in rural areas. (3) To increase financial status of farming and labour community. (4) To promote development of forest based and allied industries. (5) To stabilize timber and fuel wood prices in open market. (6) To protect the forest producers from exploitation of the middlemen and to safeguard the interest of the consumers by undertaking proper and scientific exploitation of the forest resources of the state and if necessary outside it, in order to obtain the maximum financial return therefore. (7) To transfer related technology to farmers. (8) Tree felling and wood extraction from government forests earmarked to the Haryana Forest Development Corporation Limited, development of forests and raising of plantations. 		

Haryana Forest Development Corporation. Ltd. (HFDC)				
Financial data for the years 2018-19 & 2019-20				
Sr. No.	Particulars			Rs. in Lakh
			2018-19	2019-20
1	Authorised Capital			500.00
2	Paid up share capital			
	2.1	Central Govt.	0.00	0.00
	2.2	State Govt.	20.03	20.03
	2.3	Others	0.00	0.00
		Total	20.03	20.03
3	Reserves & Surplus			5138.70
4	Loans			
	4.1	Central Govt. Loan	0.00	0.00
	4.2	State Govt. Loan	0.00	0.00
	4.3	Others	0.00	0.00
	4.4	Working Capital	0.00	0.00
		Total	0.00	0.00
5	Grant-in-aid			0.00
6	Current Assets, Loan & Advances			7374.82
7	Current Liabilities & Provisions			3578.96
8	Net Working Capital			3795.86
9	Turnover/Revenue			
	9.1	from Govt. assigned activities	0.00	0.00
	9.2	from other core activities	7851.09	6576.80
	9.3	From miscellaneous activities	0.00	0.00
		Total	7851.09	6576.80
10	Profit / Loss (PAIT)			
	10.1	from Govt. assigned activities	0.00	0.00
	10.2	from other core activities	275.63	324.64
	10.3	From miscellaneous activities	0.00	0.00
		Total	275.63	324.64
11	Accumulated P/L			5138.70
12	Dividend paid during the year			0.00
13	Status of Accounts (Audited upto the year)			2017-18
14	Manpower			
	14.1	Sanctioned posts (Nos.)	286	247
	14.2	Filled up posts (Nos.)		
	1	No. of Group A employees	4	5
	2	No. of Group B employees	10	11
	3	No. of Group C employees	68	57
	4	No. of Group D employees	15	7
	A	Total (Regular posts 14.2(1) to 14.2(4))	97	80
	5	No. of Adhoc employees	0	0
	6	No. of contingency paid employees	189	167
	7	No. of work charged employees	0	0
	8	No. of contract employees	0	0
	B	Total (other than regular posts 14.2(5) to 14.2(8))	189	167
	C	Grand total (A+B)	286	247
	14.3	Actual expenditure (including DC)	531.76	623.27
Notes:- DC means Diminishing Cadre				

Haryana Forest Development Corporation Ltd									
Physical Performance for the years 2018-19 & 2019-20									
Sr. No.	Particulars	2018-19				2019-20			
		Quantity		Amount (Rs. in lacs)		Quantity		Amount (Rs. in lacs)	
		Procurement/ Production	Sale	Procurement /Production	Sale	Procurement /Production	Sale	Procurement /Production	Sale
1	Tree Felling & Conversion	137580	Timber GI G II	71352 31752 16359		121107	Timber GI G II	62999 24646 9948	
2.	Royalty paid			1686			Forest Department & others	1853.68	
3.	Sale of Timber/fuel wood				5037.90				4708.01
4.	Furniture				1208.80				1036.84
5.	W/creates				33.90				0.00
6.	N/Bags				338.00				354.03
7.	Projects				608.87				0.00
8.	Tree Guards				11.86				61.96
9.	RCC Pillar/fence				122.75				31.45
10.	Plants				2.90				109.95
11.	B/Wire				95.43				108.05
12.	Miscellaneous				65.35				0.00
13.	Crop Production				0.00				12.12
14.	Other Income/Expenses				325.78				333.53
	Total				7851.51				6755.94

Haryana State Roads and Bridges Development Corporation Ltd.

Company Profile

1.1	Year of Incorporation(Date)	13.05.1999
1.2	Act under which incorporated	The Companies Act, 1956
1.3	Contact details (Registered / Corporate Office)	0172-2585265
1.3.1	Address	Bays No. 13-14, Sector-2, Panchkula
1.3.2	District	Panchkula
1.3.3	State	Haryana
1.3.4	Pin	134109
1.3.5	URL address, if any	-
1.3.6	E-mail address, if any	edhsrdc@gmail.com mdhsrdc@yahoo.co.in
1.3.7	Telephone Numbers	0172-2585265
1.3.8	Fax Numbers	0172-2583264

Main Objectives:-

- 1) To construct, erect, build, re-model, repair, execute, develop, improve, administer, manage, control, maintain, demolish, grade, curve, pave, macadamize, cement, highways, expressways, roads, paths, streets, bridges, sideways, by-passes, tunnels, pavements, reclamation, improvements, road over bridges, road under bridges, underground roads, or any other structural or architectural work.
- 2) To do other similar construction, leveling or paving work at present being a part of the activity of the Haryana Public Works Department on Build, Operate and Transfer (BOT) or Build-Own-Operate and Transfer(BOOT) or Build-Operate-Lease and Transfer(BOLT) basis/or on any other scheme in a manner which will facilitate to undertake the above mentioned work.

Haryana State Roads & Bridge Development Corp. Ltd. (HSR&BDC)				
Financial data for the years 2018-19 & 2019-20				
Sr. No.	Particulars			Rs. in Lakh
			2018-19	2019-20
1	Authorised Capital			12500.00
2	Paid up share capital			
	2.1	Central Govt.	0.00	0.00
	2.2	State Govt.	12204.23	12204.23
	2.3	Others	0.00	0.00
		Total	12204.23	12204.23
3	Reserves & Surplus			13509.43
4	Loans			
	4.1	Central Govt. Loan	0.00	0.00
	4.2	State Govt. Loan	0.00	0.00
	4.3	Others	0.00	0.00
	4.4	Working Capital	0.00	0.00
		Total	0.00	0.00
5	Grant-in-aid			0.00
6	Current Assets, Loan & Advances			47914.09
7	Current Liabilities & Provisions			8029.00
8	Net Working Capital			39885.09
9	Turnover/Revenue			
	9.1	from Govt. assigned activities	0.00	0.00
	9.2	from other core activities	174.68	127.75
	9.3	From miscellaneous activities	2874.88	2728.86
		Total	3049.56	2856.61
10	Profit / Loss (PAIT)			
	10.1	from Govt. assigned activities	0.00	0.00
	10.2	from other core activities	2041.33	1321.41
	10.3	From miscellaneous activities	0.00	0.00
		Total	2041.33	1321.41
11	Accumulated P/L			13509.43
12	Dividend paid during the year			0.00
13	Status of Accounts (Audited upto the year)			2017-18
14	Manpower			
	14.1	Sanctioned posts (Nos.)	88	88
	14.2	Filled up posts (Nos.)	65	65
	1	No. of Group A employees	6	6
	2	No. of Group B employees	5	5
	3	No. of Group C employees	2	2
	4	No. of Group D employees	0	0
	A	Total (Regular posts 14.2(1) to 14.2(4))	13	13
	5	No. of Adhoc employees	0	0
	6	No. of contingency paid employees	0	0
	7	No. of work charged employees	0	0
	8	No. of contract employees	52	52
	B	Total (other than regular posts 14.2(5) to 14.2(8))	52	52
	C	Grand total (A+B)	65	65
	14.3	Actual expenditure (including DC)	629.78	882.59
Notes:- DC means Diminishing Cadre				

Haryana State Roads & Bridges Development Corporation Ltd.			
Physical Performance for the Years 2018-19 & 2019-20			
		2018-19	2019-20
Sr. No.	Particulars	(Rs. In lakhs)	(Rs. In lakhs)
1	Construction/ Repair works at Bhagat Phool Singh Mahila Vishvavidyalya, Khanpur Kalan (Sonepat)	3.76	Nil
2.	Hospital – Additional Block,- Panipat, Rewari & Charkhi Dadri	Nil	Nil
3.	Construction work of colony at Deenbandhu Chhottu Ram Thermal Power Project at Yamuna Nagar	Nil	Nil
4.	Construction work of Colony R.T.G.P.P., Khedar in Hisar Distt.	Nil	Nil
5.	Work Under NCRPB,ROB and Roads	15641.62	9846.98
6	Toll receipt from 27 toll points put on the roads	Nil	Nil
7	Construction of Chandimandir Jallah Road	Nil	Nil
8	Construction of Deodhar Nainawali Road	Nil	Nil
9	Construction of DCRU Library & CIPIT Murthal	Nil	216.18
10	Construction of Regional Centre Jind	21.61	0.36
11	Construction at PTPS Panipat	2.81	2.55
12	200 Bedded hospital, Panipat	Nil	Nil
13	Const. of Medical College - Jind	0	21.42
14	Teaching Block at Regional Centre Kharal in Jind	Nil	169.83
15	Teaching Block at Regional Centre Krishan Nagar (Lula Ahir) in Rewari	Nil	147.74
	Total	15669.80	10405.06

Haryana Financial Corporation		
Company Profile		
1.1	Year of Incorporation(Date)	01.04.1967
1.2	Act under which incorporated	The State Financial Corporations Act, 1951
1.3	Contact details (Registered / Corporate Office)	
	1.3.1 Address	30 Bays Building, Sector17-C, Chandigarh
	1.3.2 District	Chandigarh
	1.3.3 State	U.T. , Chandigarh
	1.3.4 Pin	160017
	1.3.5 URL address, if any	www.hfcindia.org.in
	1.3.6 E-mail address, if any	contact@hfcindia.org.in
	1.3.7 Telephone Numbers	0172-2702755-57
	1.3.8 Fax Numbers	0172-2721624
<p>Main Objectives:-</p> <p>(1) Granting loans or advances or subscribing to debentures of industrial concerns</p> <p>(2) Acting as an agent of the central government or the state government or the Industrial Development Bank of India or the Industrial Finance Corporation of India in respect of any matter concerned with or arising out of the grant of loans or advances to the industrial concerns or subscription to debentures of industrial concerns.</p> <p>(3) Guarantee on loans raised by industrial concerns.</p> <p>(4) Underwriting of the issue of stock, shares, bonds or debentures by industrial concerns.</p> <p>(5) Providing seed capital, interest free loans, industrial subsidies and such other financial assistance/service as may be necessary for establishment, promotion, expansion or revival of industrial concerns.</p>		

Haryana Financial Corporation Ltd. (HFC)				
Financial data for the years 2018-19 & 2019-20				
Sr. No.	Particulars		Rs. in Lakh	
			2018-19	2019-20
1	Authorised Capital		30000.00	30000.00
2	Paid up share capital			
	2.1	Central Govt.	0.00	0.00
	2.2	State Govt.	20201.17	20201.17
	2.3	Others	564.64	564.64
		Total	20765.81	20765.81
3	Reserves & Surplus		1658.19	1658.19
4	Loans			
	4.1	Central Govt. Loan	0.00	0.00
	4.2	State Govt. Loan	0.00	0.00
	4.3	Others	0.00	0.00
	4.4	Working Capital	0.00	0.00
		Total	0.00	0.00
5	Grant-in-aid		0.00	0.00
6	Current Assets, Loan & Advances		2613.05	2734.75
7	Current Liabilities & Provisions		6145.39	6390.86
8	Net Working Capital		-3532.34	-3656.11
9	Turnover/Revenue			
	9.1	from Govt. assigned activities	0.00	0.00
	9.2	from other core activities	52.18	257.01
	9.3	From miscellaneous activities	1649.05	326.66
		Total	1701.23	583.67
10	Profit / Loss (PAIT)			
	10.1	from Govt. assigned activities	0.00	0.00
	10.2	from other core activities	601.48	-141.60
	10.3	From miscellaneous activities	0.00	0.00
		Total	601.48	-141.60
11	Accumulated P/L		-10749.42	-10891.02
12	Dividend paid during the year		0.00	0.00
13	Status of Accounts (Audited upto the year)		2018-19	2018-19
14	Manpower			
	14.1	Sanctioned posts (Nos.)	203	203
	14.2	Filled up posts (Nos.)		
	1	No. of Group A employees	9	8
	2	No. of Group B employees	17	16
	3	No. of Group C employees	6	4
	4	No. of Group D employees	0	0
	A	Total (Regular posts 14.2(1) to 14.2(4))	32	28
	5	No. of Adhoc employees	0	0
	6	No. of contingency paid employees	0	0
	7	No. of work charged employees	0	0
	8	No. of contract employees	17	17
	B	Total (other than regular posts 14.2(5) to 14.2(8))	17	17
	C	Grand total (A+B)	49	45
	14.3	Actual expenditure (including DC)	540.20	396.14
Notes:- DC means Diminishing Cadre				

Haryana Financial Corporation			
Physical Performance for the years 2018-19 & 2019-20			
Sr. No.	Particulars	2018-19	2019-20
1		(Rs. in lakhs)	
i)	Target	780	1080
ii)	Actual recovery	97	255

Haryana State Industrial and Infrastructure Development Corporation Ltd.

Company Profile

1.1	Year of Incorporation(Date)	1967
1.2	Act under which incorporated	The Companies Act, 1956
1.3	Contact details (Registered / Corporate Office)	
	1.3.1 Address	No. C. 13-14, Institutional Area, Sector-6, Panchkula
	1.3.2 District	Panchkula
	1.3.3 State	Haryana
	1.3.4 Pin	134109
	1.3.5 URL address, if any	www.hsiidc.org
	1.3.6 E-mail address, if any	info@hsiidc.org
	1.3.7 Telephone Numbers	0172-2590481-83
	1.3.8 Fax Numbers	0172-2590474

Main Objectives:-

- 1) Setting up of industrial units in the Public/Joint/Assisted Sectors.
- 2) Term lending to industrial units under the Refinance Scheme of IDBI.
- 3) Development of industrial complexes/estates and ancillary industrial estates.

Haryana State Industries and Infrastructure Development Corp. Ltd. (HSIIDC)						
Financial data for the years 2018-19 & 2019-20						
Sr. No.	Particulars				Rs. in Lakh	
					2018-19	2019-20
1	Authorised Capital				7500.00	7500.00
2	Paid up share capital					
	2.1	Central Govt.			0.00	0.00
	2.2	State Govt.			4886.00	4887.00
	2.3	Others			0.00	0.00
		Total			4886.00	4887.00
3	Reserves & Surplus				263892.00	274492.00
4	Loans					
	4.1	Central Govt. Loan			0.00	0.00
	4.2	State Govt. Loan			28461.00	0.00
	4.3	Others			627990.00	577263.00
	4.4	Working Capital			662403.00	716195.00
		Total			1318854.00	1293458.00
5	Grant-in-aid				8346.00	818.00
6	Current Assets, Loan & Advances				2386996.00	2590796.00
7	Current Liabilities & Provisions				2074522.00	2207090.00
8	Net Working Capital				312474.00	383706.00
9	Turnover/Revenue					
	9.1	from Govt. assigned activities			0.00	0.00
	9.2	from other core activities			306134.00	213800.00
	9.3	From miscellaneous activities			0.00	0.00
		Total			306134.00	213800.00
10	Profit / Loss (PAIT)					
	10.1	from Govt. assigned activities			0.00	0.00
	10.2	from other core activities			90576.00	10600.00
	10.3	From miscellaneous activities			0.00	0.00
		Total			90576.00	10600.00
11	Accumulated P/L				248581.00	259181.00
12	Dividend paid during the year				0.00	0.00
13	Status of Accounts (Audited upto the year)				2017-18	2017-18
14	Manpower					
	14.1	Sanctioned posts (Nos.)			1099	1099
	14.2	Filled up posts (Nos.)				
		1	No. of Group A employees		34	31
		2	No. of Group B employees		149	141
		3	No. of Group C employees		169	157
		4	No. of Group D employees		130	120
		A	Total (Regular posts 14.2(1) to 14.2(4)		482	449
		5	No. of Adhoc employees		0	0
		6	No. of contingency paid employees		0	0
		7	No. of work charged employees		0	0
		8	No. of contract employees		45	37
		B	Total (other than regular posts 14.2(5) to 14.2(8)		45	37
		C	Grand total (A+B)		527	486
	14.3	Actual expenditure (including DC)			3783.00	4500.00
Notes:- DC means Diminishing Cadre						

Haryana Power Generation Corporation Ltd.		
Company Profile		
1.1	Year of Incorporation(Date)	14.08.1998
1.2	Act under which incorporated	The Companies Act, 1956
1.3	Contact details (Registered / Corporate Office)	
	1.3.1 Address	C-7, Urja Bhawan, Sector-6, Panchkula
	1.3.2 District	Panchkula
	1.3.3 State	Haryana
	1.3.4 Pin	134109
	1.3.5 URL address, if any	www.hpgcl.org.in
	1.3.6 E-mail address, if any	hpgc@hry.nic.in ; md@hpgcl.org.in
	1.3.7 Telephone Numbers	0172-5022402
	1.3.8 Fax Numbers	0172-5022400
<p>Main Objectives:-</p> <ol style="list-style-type: none"> 1) To provide cost effective, uninterrupted quality power at optimum efficiency. 2) To make Haryana a power surplus state by maximising generation from existing plants and by planning and implementing new generation projects. 3) To explore all possible alternate sources of power generation. 		

Haryana Power Generation Corporation (HPGCL)					
Financial data for the years 2018-19 & 2019-20					
Sr. No.		Particulars		Rs. in Lakh	
				2018-19	2019-20
1		Authorised Capital		400000.00	400000.00
2		Paid up share capital			
	2.1	Central Govt.		0.00	0.00
	2.2	State Govt.		303961.42	306934.42
	2.3	Others		1172.26	2202.25
		Total		305133.68	309136.67
3		Reserves & Surplus		39971.25	44670.5
4		Loans			
	4.1	Central Govt. Loan		325.60	310.80
	4.2	State Govt. Loan		0.00	0.00
	4.3	Others		160984.13	76420.74
	4.4	Working Capital		10849.73	23203.56
		Total		172159.46	99935.10
5		Grant-in-aid			
6		Current Assets, Loan & Advances		156485.24	203132.54
7		Current Liabilities & Provisions		95242.97	130510.59
8		Net Working Capital		61242.27	72621.95
9		Turnover/Revenue			
	9.1	from Govt. assigned activities		546260.26	420659.85
	9.2	from other core activities		0.00	0.00
	9.3	From miscellaneous activities		3293.03	999.02
		Total		549553.29	421658.87
10		Profit / Loss (PAIT)			
	10.1	from Govt. assigned activities		20998.95	24776.28
	10.2	from other core activities		0.00	0.00
	10.3	From miscellaneous activities		0.00	0.00
		Total		20998.95	24776.28
11		Accumulated P/L		16145.95	40922.71
12		Dividend paid during the year		0.00	0.00
13		Status of Accounts (Audited upto the year)		2018-19	2019-20
14		Manpower			
	14.1	Sanctioned posts (Nos.)		3815	3815
	14.2	Filled up posts (Nos.)			
		1	No. of Group A employees	482	475
		2	No. of Group B employees	281	288
		3	No. of Group C employees	1547	1452
		4	No. of Group D employees	240	235
		A	Total (Regular posts 14.2(1) to 14.2(4)	2550	2450
		5	No. of Adhoc employees	0	0
		6	No. of contingency paid employees	0	0
		7	No. of work charged employees	0	0
		8	No. of contract employees	239	231
		B	Total (other than regular posts 14.2(5) to 14.2(8)	239	231
		C	Grand total (A+B)	2789	2681
	14.3	Actual expenditure (including DC)		99338.25	64135.66
Notes:- DC means Diminishing Cadre					

Haryana Power Generation Corporation Ltd.									
Physical Performance for the years 2018-19 & 2019-20									
Sr. No.	Particulars	2018-19				2019-20			
		Quantity		Amount (Rs. in lacs)		Quantity		Amount (Rs. in lacs)	
		Production	Sale	Production	Sale	Production	Sale	Production	Sale
1	Generation of power (million units)	10806.67	9983.30	0	546260.26	7345.52	6765.99	0	420659.85
	Total	10806.67	9983.30	0	546260.26	7345.52	6765.99	0	420659.85

Haryana Vidyut Prasaran Nigam Ltd.		
Company Profile		
1.1	Year of Incorporation(Date)	14.08.1998 (on bifurcation of Haryana State Electricity Board)
1.2	Act under which incorporated	The Companies Act, 1956
1.3	Contact details (Registered / Corporate Office)	
	1.3.1 Address	Shakti Bhawan, Sector-6, Panchkula
	1.3.2 District	Panchkula
	1.3.3 State	Haryana
	1.3.4 Pin	134 109
	1.3.5 URL address, if any	www.hvsn.gov.in
	1.3.6 E-mail address, if any	hvspn@hry.nic.in
	1.3.7 Telephone Numbers	0172-2561931-39
	1.3.8 Fax Numbers	0172-2565746
<p>Main Objectives:-</p> <ol style="list-style-type: none"> 1. Planning, designing, construction, erection and maintenance of transmission lines, sub-stations of voltage level 600KV & above and communication facilities. 2. To maintain an integrated and efficient power transmission system network. 3. Wheeling of power in accordance with the policies, guidelines laid down by the State Government and Haryana Electricity Regularity Commission (HERC) from time to time. 		

Haryana Vidyut Prasaran Nigam Ltd. (HVPNL)				
Financial data for the years 2018-19 & 2019-20				
Sr. No.	Particulars		Rs. in Lakh	
			2018-19	2019-20
1	Authorised Capital		500000.00	500000.00
2	Paid up share capital			
	2.1	Central Govt.	0.00	0.00
	2.2	State Govt.	325925.83	381184.08
	2.3	Others	0.00	0.00
		Total	325925.83	381184.08
3	Reserves & Surplus		105105.22	89569.63
4	Loans			
	4.1	Central Govt. Loan	0.00	0.00
	4.2	State Govt. Loan	17100.00	0.00
	4.3	Others	488678.15	458862.07
	4.4	Working Capital	4898.89	800.04
		Total	510677.04	459662.11
5	Grant-in-aid		0.00	0.00
6	Current Assets, Loan & Advances		87098.68	91576.77
7	Current Liabilities & Provisions		120832.40	122750.87
8	Net Working Capital		-33733.72	-31174.10
9	Turnover/Revenue			
	9.1	from Govt. assigned activities	215441.22	164066.51
	9.2	from other core activities	0.00	0.00
	9.3	From miscellaneous activities	19827.84	32521.07
		Total	235269.06	196587.58
10	Profit / Loss (PAIT)			
	10.1	from Govt. assigned activities	19697.91	6136.75
	10.2	from other core activities	0.00	0.00
	10.3	From miscellaneous activities	0.00	0.00
		Total	19697.91	6136.75
11	Accumulated P/L		49061.47	49827.13
12	Dividend paid during the year		0.00	0.00
13	Status of Accounts (Audited upto the year)		2018-19	2019-20
14	Manpower			
	14.1	Sanctioned posts (Nos.)	10480	10480
	14.2	Filled up posts (Nos.)		
	1	No. of Group A employees	260	253
	2	No. of Group B employees	250	236
	3	No. of Group C employees	2895	3604
	4	No. of Group D employees	517	434
	A	Total (Regular posts 14.2(1) to 14.2(4)	3922	4527
	5	No. of Adhoc employees	0	0
	6	No. of contingency paid employees	0	0
	7	No. of work charged employees	0	0
	8	No. of contract employees	3062	2556
	B	Total (other than regular posts 14.2(5) to 14.2(8)	3062	2556
	C	Grand total (A+B)	6984	7083
	14.3	Actual expenditure (including DC)	84240.74	72307.69
Notes:- DC means Diminishing Cadre				

Haryana Vidyut Prasaran Nigam Ltd.					
Physical Performance for the years 2018-19 & 2019-20					
Sr. No.	Particulars	2018-19		2019-20	
		Units (in lakh)	Amt (in lakh)	Units (in lakh)	Amt (in lakh)
1	Total units wheeled (in WM)	515146.28	187469.10	559731.04	138135.19
2.	Total No. of Units received/sold	26572.02	27970.66	33074.81	25931.32

Uttar Haryana Bijli Vitran Nigam Ltd.		
Company Profile		
1.1	Year of Incorporation(Date)	15.03.1999
1.2	Act under which incorporated	The Companies Act, 1956
1.3	Contact details (Registered / Corporate Office)	
	1.3.1 Address	C-16, Vidyut Sadan, Sector-6, Panchkula
	1.3.2 District	Panchkula
	1.3.3 State	Haryana
	1.3.4 Pin	134 109
	1.3.5 URL address, if any	www.uhbvn.com
	1.3.6 E-mail address, if any	dstuhbvn@gmail.com
	1.3.7 Telephone Numbers	0172-3019173-175
	1.3.8 Fax Numbers	0172-3019121
<p>Main Objectives:-</p> <ol style="list-style-type: none"> 1.To arrange for the supply of electricity that may be required within the jurisdiction of UHBVN in an efficient & economical manner, with particular reference to the areas, which are not for the time being supplied or adequately supplied with electricity. 2. To supply electricity as soon as practicable to a licensee/other person requiring such supply. 3. To exercise such control in relation to the generation, distribution & utilization of electricity within the area of jurisdiction of UHBVN. 4. To collect data on the demand for, and the use of, electricity & to formulate perspective plans in co-ordination with the generating company or generating companies, if any, operating in the state for generation, transmission and distribution of electricity within its jurisdiction. 5. To prepare and carry out schemes for transmission, distribution & generally for promoting the use of electricity within the State. 		

Uttar Haryana Bijli Vitran Nigam Ltd. (UHBVNL)						
Financial data for the years 2018-19 & 2019-20						
Sr. No.	Particulars				Rs. in Lakh	
					2018-19	2019-20
1	Authorised Capital				1700000.00	1700000.00
2	Paid up share capital					
	2.1	Central Govt.			0.00	0.00
	2.2	State Govt.			1206639.28	1496465.94
	2.3	Others			54698.55	54698.55
		Total			1261337.83	1551164.49
3	Reserves & Surplus				65654.63	71153.74
4	Loans					
	4.1	Central Govt. Loan			0.00	0.00
	4.2	State Govt. Loan			309022.61	12828.03
	4.3	Others			417252.80	302892.02
	4.4	Working Capital			36504.64	40705.73
		Total			762780.05	356425.78
5	Grant-in-aid				437331.20	383768.60
6	Current Assets, Loan & Advances				204508.05	173635.78
7	Current Liabilities & Provisions				754249.70	389749.93
8	Net Working Capital				-549741.65	-216114.15
9	Turnover/Revenue					
	9.1	from Govt. assigned activities			0.00	0.00
	9.2	from other core activities			1448489.92	1385565.39
	9.3	From miscellaneous activities			0.00	0.00
		Total			1448489.92	1385565.39
10	Profit / Loss (PAIT)					
	10.1	from Govt. assigned activities			0.00	0.00
	10.2	from other core activities			18571.09	21771.64
	10.3	From miscellaneous activities			0.00	0.00
		Total			18571.09	21771.64
11	Accumulated P/L				-1561411.97	-1539640.33
12	Dividend paid during the year				0.00	0.00
13	Status of Accounts (Audited upto the year)				2018-19	2019-20
14	Manpower					
	14.1	Sanctioned posts (Nos.)			18193	18193
	14.2	Filled up posts (Nos.)				
		1	No. of Group A employees		194	185
		2	No. of Group B employees		143	140
		3	No. of Group C employees		6531	6953
		4	No. of Group D employees		388	353
		A	Total (Regular posts 14.2(1) to 14.2(4))		7256	7631
		5	No. of Adhoc employees		0	0
		6	No. of contingency paid employees		0	0
		7	No. of work charged employees		0	0
		8	No. of contract employees		4966	4990
		B	Total (other than regular posts 14.2(5) to 14.2(8))		4966	4990
		C	Grand total (A+B)		12222	12621
	14.3	Actual expenditure (including DC)			91918.35	110184.20
Notes:- DC means Diminishing Cadre						

Uttar Haryana Bijli Vitran Nigam Ltd.									
Physical Performance for the years 2018-19 & 2019-20									
Sr. No.	Particulars	2018-19				2019-20			
		Quantity		Amount (Rs. in crore)		Quantity		Amount (Rs. in crore)	
		Procurement/ Production	Sale	Procurement /Production	Sale	Procurement /Production	Sale	Procurement/ Production	Sale
1.	Purchase	23248.82		11314.38		23414.14		11269.42	
	Sale (within State)		15842.32		8868.29		17620.86		9211.98
	Sale (outside State)		2099.38		867.26		841.90		335.85

Dakshin Haryana Bijli Vitran Nigam Ltd.		
Company Profile		
1.1	Year of Incorporation(Date)	15.03.1999
1.2	Act under which incorporated	The Companies Act, 1956
1.3	Contact details (Registered / Corporate Office)	
	1.3.1 Address	Vidyut Sadan, Vidyut Nagar, Hisar-125005,Haryana
	1.3.2 District	Hisar
	1.3.3 State	Haryana
	1.3.4 Pin	125005
	1.3.5 URL address, if any	http://www.dhbvn.org.in/web/portal/home
	1.3.6 E-mail address, if any	md@dhbvn.org.in
	1.3.7 Telephone Numbers	01662- 223392
	1.3.8 Fax Numbers	01662- 223098
<p>Main Objectives:-</p> <p>Distribution /sale of electrical energy in a southern district of Haryana namely Faridabad, Palwal, Gurugram, Mewat, Rewari, M/Garh, Bhiwani, Hisar, Fatehabad, Sirsa & Jind.</p>		

Dakshin Haryana Bijli Vitran Nigam Ltd. (DHBVNL)					
Financial data for the years 2018-19 & 2019-20					
Sr. No.	Particulars			Rs. in Lakh	
				2018-19	2019-20
1	Authorised Capital			1500000.00	2500000.00
2	Paid up share capital				
	2.1	Central Govt.		0.00	0.00
	2.2	State Govt.		833112.47	1317722.10
	2.3	Others		43727.35	43727.41
		Total		876839.82	1361449.51
3	Reserves & Surplus			-1195561.92	-1160552.49
4	Loans				
	4.1	Central Govt. Loan		0.00	0.00
	4.2	State Govt. Loan		216045.11	24694.26
	4.3	Others		205754.18	226661.99
	4.4	Working Capital		108318.48	70403.66
		Total		530117.77	321759.91
5	Grant-in-aid			20992.88	31008.03
6	Current Assets, Loan & Advances			312777.89	307914.61
7	Current Liabilities & Provisions			650881.37	362623.18
8	Net Working Capital			-338103.48	-54708.57
9	Turnover/Revenue				
	9.1	from Govt. assigned activities		0.00	0.00
	9.2	from other core activities		1833845.32	1765841.91
	9.3	From miscellaneous activities		0.00	0.00
		Total		1833845.32	1765841.91
10	Profit / Loss (PAIT)				
	10.1	from Govt. assigned activities		0.00	0.00
	10.2	from other core activities		9523.11	11367.22
	10.3	From miscellaneous activities		0.00	0.00
		Total		9523.11	11367.22
11	Accumulated P/L			-1369515.94	-1358148.72
12	Dividend paid during the year			0.00	0.00
13	Status of Accounts (Audited upto the year)			2018-19	2019-20
14	Manpower				
	14.1	Sanctioned posts (Nos.)		18825	18825
	14.2	Filled up posts (Nos.)			
		1	No. of Group A employees	114	100
		2	No. of Group B employees	196	180
		3	No. of Group C employees	8025	8341
		4	No. of Group D employees	405	328
		A	Total (Regular posts 14.2(1) to 14.2(4)	8740	8949
		5	No. of Adhoc employees	0	0
		6	No. of contingency paid employees	0	0
		7	No. of work charged employees	0	0
		8	No. of contract employees	7445	7889
		B	Total (other than regular posts 14.2(5) to 14.2(8)	7445	7889
		C	Grand total (A+B)	16185	16838
	14.3	Actual expenditure (including DC)		119126.20	136157.16
Notes:- DC means Diminishing Cadre					

Dakshin Haryana Bijli Vitran Nigam Ltd.									
Physical Performance for the years 2018-19 & 2019-20									
Sr. No.	Particulars	2018-19				2019-20			
		Quantity (in Mu)		Amount (Rs. in crore)		Quantity (in Mu)		Amount (Rs. in crore)	
		Procurement/ Production	Sale	Procurement/ Production	Sale	Procurement/ Production	Sale	Procurement/ Production	Sale
1.	Electricity Units	33,745.11	28,003.21	16,029.65	15,036.13	32,038.19	26658.02	15291.57	13967.62

Haryana Tourism Corporation Ltd.		
Company Profile		
1.1	Year of Incorporation(Date)	1.5.1974
1.2	Act under which incorporated	The Companies Act, 1956
1.3	Contact details (Registered / Corporate Office)	
	1.3.1 Address	SCO No. 17-18-19, Sector 17-B, Chandigarh
	1.3.2 District	
	1.3.3 State	U.T. Chandigarh
	1.3.4 Pin	160017
	1.3.5 URL address, if any	www.haryanatourism.com
	1.3.6 E-mail address, if any	haryanatourism@gmail.com & htdcl@hry.nic.in
	1.3.7 Telephone Numbers	0172-2702955-56-57, 2770036
	1.3.8 Fax Numbers	0172-2703185
<p>Main Objectives:-</p> <p>1) To purchase, acquire, develop and take over from time to time all or any of the restaurants, bars, liquor vends, bonded warehouses, wholesale and retail vends of foreign liquor, cafeterias, canteens, milk bars, bakeries, shops, catering establishments, petrol pumps, repair work shops, tourist bungalows, hotels, huts, motels, guest houses, entertainment projects and other places of tourist, archeological and historic interest in Haryana and/or elsewhere, cars, buses, trucks, boats, ponies etc. from the government of the state of Haryana with all or any of the rights, licences and business for the purpose of boarding, lodging, stay, comfort and entertainment of tourists and run, maintain, manage and administer them.</p> <p>2) Purchase, produce, distribute and sell tourist publicity materials: edit, design, print, publish, sell or otherwise deal with books, magazines, periodicals, folders, inserts, guide maps pamphlets, bills, posters, picture, postcards, diaries, calendars, slides, cinematograph films and other material for the purpose of giving publicity to and developing tourism.</p> <p>3) To provide lodging and boarding and other facilities to the public including tourists, visitors and other delegates coming to India from foreign countries and to members of delegations and missions from foreign countries.</p>		

Haryana Tourism Corporation Ltd. (HTC)				
Financial data for the years 2018-19 & 2019-20				
Sr. No.	Particulars			Rs. in Lakh
			2018-19	2019-20
1	Authorised Capital			3500.00 4500.00
2	Paid up share capital			
	2.1	Central Govt.	0.00	0.00
	2.2	State Govt.	3406.68	3776.49
	2.3	Others	0.00	0.00
		Total	3406.68	3776.49
3	Reserves & Surplus			698.16 47.83
4	Loans			
	4.1	Central Govt. Loan	0.00	0.00
	4.2	State Govt. Loan	0.00	0.00
	4.3	Others	0.00	0.00
	4.4	Working Capital	8398.81	8859.24
		Total	8398.81	8859.24
5	Grant-in-aid			28910.49 31759.56
6	Current Assets, Loan & Advances			14831.96 15820.32
7	Current Liabilities & Provisions			6433.15 6961.08
8	Net Working Capital			8398.81 8859.24
9	Turnover/Revenue			
	9.1	from Govt. assigned activities	0.00	0.00
	9.2	from other core activities	33109.25	33355.59
	9.3	From miscellaneous activities	0.00	0.00
		Total	33109.25	33355.59
10	Profit / Loss (PAIT)			
	10.1	from Govt. assigned activities	0.00	0.00
	10.2	from other core activities	-294.45	-729.32
	10.3	From miscellaneous activities	0.00	0.00
		Total	-294.45	-729.32
11	Accumulated P/L			591.47 -137.85
12	Dividend paid during the year			0.00 0.00
13	Status of Accounts (Audited upto the year)			2017-18 2017-18
14	Manpower			
	14.1	Sanctioned posts (Nos.)	2172	2172
	14.2	Filled up posts (Nos.)		
	1	No. of Group A employees	9	9
	2	No. of Group B employees	20	20
	3	No. of Group C employees	306	299
	4	No. of Group D employees	777	753
	A	Total (Regular posts 14.2(1) to 14.2(4))	1112	1081
	5	No. of Adhoc employees	0	0
	6	No. of contingency paid employees	0	0
	7	No. of work charged employees	0	0
	8	No. of contract employees	208	294
	B	Total (other than regular posts 14.2(5) to 14.2(8))	208	294
	C	Grand total (A+B)	1320	1375
	14.3	Actual expenditure (including DC)	6497.26	6996.69
Notes:- DC means Diminishing Cadre				

Haryana Tourism Corporation Ltd.			
Physical Performance for the years 2018-19 & 2019-20			
		2018-19	2019-20
Sr. No.	Particulars		
1	Tourist Complexes (Nos.)	43	44
2	Tourist Complexes in Profit (Nos.)	19	13
3	Tourist Arrivals (Nos. in lakh)	50.05	39.26
	i) Domestic	49.31	38.60
	ii) Foreign	0.74	0.66
4	Average Occupancy (%age)	53%	45%

Haryana State Electronics Development Corporation Ltd.		
Company Profile		
1.1	Year of Incorporation(Date)	15.5.1982
1.2	Act under which incorporated	The Companies Act, 1956
1.3	Contact details (Registered / Corporate Office)	Haryana State Electronics Development Corporation Limited CIN U000001982SGC004963 SCO No. 111-113, Sector 17-B, Chandigarh
	1.3.1 Address	SCO No. 111-113, Sector 17-B, Chandigarh
	1.3.2 District	U.T. Chandigarh
	1.3.3 State	U.T. Chandigarh
	1.3.4 Pin	160017
	1.3.5 URL address, if any	www.hartron.org
	1.3.6 E-mail address, if any	cshartron@gmail.com
	1.3.7 Telephone Numbers	0172-2722961-62
	1.3.8 Fax Numbers	0172-2705529
<p>Main Objectives:-</p> <ol style="list-style-type: none"> 1) To provide infrastructural facilities like central testing, calibration/standardization, consultancy and functional estates to electronics industry particularly small scale and ancillary units in the State. 2) To identify potential electronics entrepreneurs in the state with technical and managerial background and to assist them with project identification, market surveys, feasibility reports/studies, finances by way of underwriting etc. 3) To conduct prototype development and pilot production of electronics system and companies for the benefit of industry particularly small scale units in the state. 4) To manufacture, buy, sell, import, export, alter, improve prepare for market, exchange, install, repair, service, let-on-hire or otherwise provide facilities and deal in all types of electronics, computers, opto-electronics/optics, electrical & solar energy systems, equipments, components, gadgets and their accessories and any other commercial or industrial electronics, electrical and solar energy projects, equipment and appliances and components and consumer articles products. 5) To acquire lands and develop them suitably for providing communication, power supply, water supply and other facilities and make them available for the purpose of establishing a new industrial undertaking, firm or company. 		

Haryana State Electronics Development Corporation Ltd. (HARTRON)				
Financial data for the years 2018-19 & 2019-20				
Sr. No.	Particulars		Rs. in Lakh	
			2018-19	2019-20
1	Authorised Capital		1000.00	1000.00
2	Paid up share capital			
	2.1	Central Govt.	0.00	0.00
	2.2	State Govt.	989.76	989.76
	2.3	Others	0.00	0.00
		Total	989.76	989.76
3	Reserves & Surplus		9506.46	11358.31
4	Loans			
	4.1	Central Govt. Loan	0.00	0.00
	4.2	State Govt. Loan	0.00	0.00
	4.3	Others	0.00	0.00
	4.4	Working Capital	0.00	0.00
		Total	0.00	0.00
5	Grant-in-aid		350.00	350.00
6	Current Assets, Loan & Advances		33259.67	33027.59
7	Current Liabilities & Provisions		27524.86	26284.37
8	Net Working Capital		5734.81	6743.22
9	Turnover/Revenue			
	9.1	from Govt. assigned activities	0.00	0.00
	9.2	from other core activities	4553.44	4726.98
	9.3	From miscellaneous activities	2561.07	2007.12
		Total	7114.51	6734.10
10	Profit / Loss (PAIT)			
	10.1	from Govt. assigned activities	0.00	0.00
	10.2	from other core activities	1547.42	1789.53
	10.3	From miscellaneous activities	0.00	0.00
		Total	1547.42	1789.53
11	Accumulated P/L		9506.47	11358.31
12	Dividend paid during the year		0.00	0.00
13	Status of Accounts (Audited upto the year)		2018-19	2018-19
14	Manpower			
	14.1	Sanctioned posts (Nos.)	329	329
	14.2	Filled up posts (Nos.)		
	1	No. of Group A employees	15	15
	2	No. of Group B employees	34	27
	3	No. of Group C employees	65	60
	4	No. of Group D employees	29	28
	A	Total (Regular posts 14.2(1) to 14.2(4))	143	130
	5	No. of Adhoc employees	0	0
	6	No. of contingency paid employees	0	0
	7	No. of work charged employees	0	0
	8	No. of contract employees	260	264
	B	Total (other than regular posts 14.2(5) to 14.2(8))	260	264
	C	Grand total (A+B)	403	394
	14.3	Actual expenditure (including DC)	4753.34	2572.77
Notes:- DC means Diminishing Cadre				

Haryana State Electronics Development Corporation Ltd.			
Physical Performance for the years 2018-19 & 2019-20			
		2018-19	2019-20
Sr. No.	Particulars		
1.	IT Projects (SWAN/SSDG/SDC/C&C)		
i)	Executed (Nos.)	3	3
ii)	Revenue Generated (Rs. in lakh)	354.40	205.38
2.	Training Activity		
i)	Training Programmes Organized (Nos.)	3	2
ii)	Officers/Officials Trained (Nos.)	5789	491
iii)	Revenue Generated (Rs. in lakh)	119.59	53.35
3.	Hartron Approved Workstations		
i)	No. of Centres	80	81
ii)	Revenue Generated (Rs. in lakh)	462.59	523.90
4.	Placement Activity		
i)	No. of Persons Deployed (Nos.)	508	485
ii)	Revenue Generated (Rs. in lakh)	32.79	150.67
5.	Hardware (Marketing)		
iii)	Consultancy (Rs. in lakh)	280.80	101.02
iv)	Sales (Rs. in lakh)	449.85	131.32

Haryana Roadways Engineering Corporation Ltd.		
Company Profile		
1.1	Year of Incorporation(Date)	27.11.1987
1.2	Act under which incorporated	The Companies Act, 1956
1.3	Contact details (Registered / Corporate Office)	
	1.3.1 Address	6 th Milestone, Gurgaon Jaipur Highway, Behrampur Road, Khandsa, Gurugram
	1.3.2 District	Gurugram
	1.3.3 State	Haryana
	1.3.4 Pin	122001
	1.3.5 URL address, if any	-
	1.3.6 E-mail address, if any	<u>gm.hrec27@gmail.com</u>
	1.3.7 Telephone Numbers	0124-2215389, 2215660
	1.3.8 Fax Numbers	0124-2215389
<p>Main Objectives:-</p> <p>To fabricate bus bodies mainly for Haryana Roadways.</p>		

Haryana Roadways Engineering Corporation Ltd.(HREC)				
Financial data for the years 2018-19 & 2019-20				
Sr. No.	Particulars			Rs. in Lakh
			2018-19	2019-20
1	Authorised Capital			1500.00
2	Paid up share capital			
	2.1	Central Govt.	0.00	0.00
	2.2	State Govt.	665.00	675.00
	2.3	Others	0.00	0.00
		Total	665.00	675.00
3	Reserves & Surplus			1315.00
4	Loans			
	4.1	Central Govt. Loan	0.00	0.00
	4.2	State Govt. Loan	0.00	0.00
	4.3	Others	0.00	0.00
	4.4	Working Capital	0.00	0.00
		Total	0.00	0.00
5	Grant-in-aid			0.00
6	Current Assets, Loan & Advances			6538.00
7	Current Liabilities & Provisions			5101.00
8	Net Working Capital			1437.00
9	Turnover/Revenue			
	9.1	from Govt. assigned activities	5787.00	4013.00
	9.2	from other core activities	0.00	0.00
	9.3	From miscellaneous activities	0.00	0.00
		Total	5787.00	4013.00
10	Profit / Loss (PAIT)			
	10.1	from Govt. assigned activities	-542.00	-568.00
	10.2	from other core activities	0.00	0.00
	10.3	From miscellaneous activities	0.00	0.00
		Total	-542.00	-568.00
11	Accumulated P/L			1315.00
12	Dividend paid during the year			0.00
13	Status of Accounts (Audited upto the year)			2018-19
14	Manpower			
	14.1	Sanctioned posts (Nos.)	206	206
	14.2	Filled up posts (Nos.)		
	1	No. of Group A employees	0	0
	2	No. of Group B employees	3	2
	3	No. of Group C employees	70	67
	4	No. of Group D employees	10	8
	A	Total (Regular posts 14.2(1) to 14.2(4))	83	77
	5	No. of Adhoc employees	0	0
	6	No. of contingency paid employees	0	0
	7	No. of work charged employees	0	0
	8	No. of contract employees	4	4
	B	Total (other than regular posts 14.2(5) to 14.2(8))	4	4
	C	Grand total (A+B)	87	81
	14.3	Actual expenditure (including DC)	833.00	798.00
Notes:- DC means Diminishing Cadre				

Haryana Roadways Engineering Corporation Ltd.									
Physical Performance for the years 2018-19 & 2019-20									
Sr. No.	Particulars	2018-19				2019-20			
		Quantity		Amount (Rs. in lakh)		Quantity		Amount (Rs. in lakh)	
		Procurement /Production	Sale	Procurement /Production	Sale	Procurement/ Production	Sale	Procurement /Production	Sale
1.	Fabrication of Buses for Haryana Roadways Depots	0	181	0	3385	0	5	0	105

Haryana State Medical Services Corporation Ltd.		
Company Profile		
1.1	Year of Incorporation (Date)	05.06.2014
1.2	Act under which incorporated	Companies Act 2013
1.3	Contact details (Registered / Corporate Office)	
	1.3.1 Address	Bays 59-62, Sector 2, Panchkula
	1.3.2 District	Panchkula
	1.3.3 State	Haryana
	1.3.4 Pin	134112
	1.3.5 URL address, if any	Hmscl.org.in
	1.3.6 E-mail address, if any	hmsclmd@gmail.com ; achmscl@gmail.com
	1.3.7 Telephone Numbers	0172-2575578, 8319002767
	1.3.8 Fax Numbers	-
<p>Main Objectives:-</p> <p>To buy or otherwise acquire all medicines/equipments for Government Medical Colleges and Government Health institutions in Haryana State.</p>		

Haryana Medical Services Corporation Ltd. (HMSCL)				
Financial data for the years 2018-19 & 2019-20				
Sr. No.	Particulars		Rs. in Lakh	
			2018-19	2019-20
1	Authorised Capital		1000.00	1000.00
2	Paid up share capital			
	2.1	Central Govt.	0.00	0.00
	2.2	State Govt.	500.00	500.00
	2.3	Others	0.00	0.00
		Total	500.00	500.00
3	Reserves & Surplus		1096.00	2242.00
4	Loans			
	4.1	Central Govt. Loan	0.00	0.00
	4.2	State Govt. Loan	0.00	0.00
	4.3	Others	0.00	0.00
	4.4	Working Capital	0.00	0.00
		Total	0.00	0.00
5	Grant-in-aid		0.00	0.00
6	Current Assets, Loan & Advances		14824.00	14368.00
7	Current Liabilities & Provisions		13264.00	11652.00
8	Net Working Capital		1560.00	2716.00
9	Turnover/Revenue			
	9.1	from Govt. assigned activities	598.00	1048.00
	9.2	from other core activities	706.00	1153.00
	9.3	From miscellaneous activities	0.00	0.00
		Total	1304.00	2201.00
10	Profit / Loss (PAIT)			
	10.1	from Govt. assigned activities	473.00	1170.00
	10.2	from other core activities	0.00	0.00
	10.3	From miscellaneous activities	0.00	0.00
		Total	473.00	1170.00
11	Accumulated P/L		1096.00	2266.00
12	Dividend paid during the year		0.00	0.00
13	Status of Accounts (Audited upto the year)		2017-18	2017-18
14	Manpower			
	14.1	Sanctioned posts (Nos.)	41	41
	14.2	Filled up posts (Nos.)		
	1	No. of Group A employees	15	15
	2	No. of Group B employees	2	2
	3	No. of Group C employees	10	11
	4	No. of Group D employees	0	0
	A	Total (Regular posts 14.2(1) to 14.2(4))	27	28
	5	No. of Adhoc employees	0	0
	6	No. of contingency paid employees	0	0
	7	No. of work charged employees	33	33
	8	No. of contract employees	10	10
	B	Total (other than regular posts 14.2(5) to 14.2(8))	43	43
	C	Grand total (A+B)	70	71
	14.3	Actual expenditure (including DC)	251.00	298.00
Notes:- DC means Diminishing Cadre				

Haryana State Medical Services Corporation Ltd.									
Physical Performance for the years 2018-19 and 2019-20									
Sr. No.	Particulars	2018-19				2019-20			
		Quantity		Amount (In lakh)		Quantity		Amount (In lakh)	
		Procurement/ Production	Sale	Procurement/ Production	Sale	Procurement/ Production	Sale	Procurement/ Production	Sale
1.	Medicines and Equipment	-	-	14956	14956	-	-	26201	26201

Haryana Mass Rapid Transport Corporation Ltd.		
Company Profile		
1.1	Year of Incorporation (Date)	24.03.2012
1.2	Act under which incorporated	The Companies Act, 1956
1.3	Contact details (Registered / Corporate Office)	
	1.3.1 Address	C-3, HUDA Complex, Sector 6, Panchkula
	1.3.2 District	Panchkula
	1.3.3 State	Haryana
	1.3.4 Pin	134109
	1.3.5 URL address, if any	-
	1.3.6 E-mail address, if any	adphmrtc1@gmail.com
	1.3.7 Telephone Numbers	0172-2563003
	1.3.8 Fax Numbers	-
Main Objectives:-		
<ol style="list-style-type: none"> 1. To carry on the business of planning, designing, development, maintenance, operation of mass transit and other urban transport, last mile connectivity and people mover system of all types and description itself or in association with other undertaking(s) or agencies or companies through any turnkey contract, special purpose vehicle or otherwise by constructing, facilitating, construction, taking over, leasing either on its own or otherwise, and by building new transit routes of any mode or a combination of modes, with all infrastructural facilities. 2. To design, construct, undertake civil works, procure, install systems, rolling stock, tracks, signalling and telecommunication systems, automatic fare collection systems, and other systems/facilities, required for a successful metro links and other means of rapid transport and to test, commission, operate and maintain these systems. 3. To carry on business relating to setting up of new production units for manufacture of rolling stock, mass transit vehicles, signalling, interlocking and telecommunication equipment, bridge girders, structures, welded rails, prestressed concrete sleepers, various track components and other requirements for mass transit and other urban transport and people mover systems of any kind and description. 4. To carry on business relating to manufacture of new signalling, telecommunication and train and traffic control and management systems. 5. To design, plan, develop, re-develop, remodel existing railways stations, yards, depots, etc. and manage, maintain, operate the facilities so created either on its own or in association with other undertakings or agencies or companies through any turn-key contract, special purpose vehicle or otherwise. 6. To establish, provide, maintain and perform engineering, technical and consultancy services for development of urban mass transport projects of all types and descriptions anywhere in India or abroad, either individually or in association with other undertakings or agencies or companies or persons, including supply, erection, commissioning of equipment, testing, operation and maintenance and rendering all other services ancillary thereto. 7. To take over any existing urban mass transport projects owned by the State Govt. departments, boards, corporations/authorities/agencies with the assets and liabilities, so far as they relate to these projects and to operate these projects. 8. To commercially exploit, facilitate commercial exploitation of land and air space and other resources for optimal utilization of their potential. 9. To undertake construction of or facilitate road capacity improvement works such as new roads, road widening, parallel roads, slip roads, junction improvements, bridges road over bridges, road under bridges, flyovers, signalization, bus bays, parking facilities, foot over bridges and sub ways. 10. To undertake and/or facilitate transit oriented developmental activities on its own or on behalf of the Central and or State Government or any organizations belonging to or under the direct or indirect control of the central, state or local Governments, with a view to encourage dispersed growth and transit oriented development. 11. To run taxicabs, lorries, buses, cars, trucks, station wagons, airplanes, motors, railways, rail motors, vessels, boats and all other vehicles of whatsoever kind from one place to another as intercity or intra-city services or BRT feeder bus services for the purpose of carrying, conveying and transporting and for efficient running of the mass transit system. 12. To undertake building, strengthening, rebuilding or regarding ring of existing bridges. 13. To undertake laying and renewal of permanent way(s), including points and crossings. 14. To construct and modernize manufacturing, remanufacturing and repair workshops and maintenance depots. 		

Haryana Mass Rapid Transport Corporation Ltd. (HMRTC)				
Financial data for the years 2018-19 & 2019-20				
Sr. No.	Particulars		Rs. in Lakh	
			2018-19	2019-20
1	Authorised Capital		10000.00	10000.00
2	Paid up share capital			
	2.1	Central Govt.	0.00	0.00
	2.2	State Govt.	144.00	144.00
	2.3	Others	138.35	138.35
		Total	282.35	282.35
3	Reserves & Surplus		31.71	103.27
4	Loans			
	4.1	Central Govt. Loan	0.00	0.00
	4.2	State Govt. Loan	0.00	761.05
	4.3	Others	0.00	2166.25
	4.4	Working Capital	0.00	0.00
		Total	0.00	2927.30
5	Grant-in-aid		1.06	187.24
6	Current Assets, Loan & Advances		5252.46	15021.33
7	Current Liabilities & Provisions		2404.09	11482.49
8	Net Working Capital		2848.37	3538.84
9	Turnover/Revenue			
	9.1	from Govt. assigned activities	0.00	0.00
	9.2	from other core activities	0.00	0.00
	9.3	From miscellaneous activities	170.61	2404.56
		Total	170.61	2404.56
10	Profit / Loss (PAIT)			
	10.1	from Govt. assigned activities	0.00	0.00
	10.2	from other core activities	0.00	0.00
	10.3	From miscellaneous activities	9.16	71.56
		Total	9.16	71.56
11	Accumulated P/L		31.71	103.27
12	Dividend paid during the year		0.00	0.00
13	Status of Accounts (Audited upto the year)		2018-19	2018-19
14	Manpower			
	14.1	Sanctioned posts (Nos.)	1	1
	14.2	Filled up posts (Nos.)		
	1	No. of Group A employees	1	1
	2	No. of Group B employees	0	0
	3	No. of Group C employees	0	0
	4	No. of Group D employees	0	0
	A	Total (Regular posts 14.2(1) to 14.2(4)	1	1
	5	No. of Adhoc employees	0	0
	6	No. of contingency paid employees	0	0
	7	No. of work charged employees	0	0
	8	No. of contract employees	6	4
	B	Total (other than regular posts 14.2(5) to 14.2(8)	6	4
	C	Grand total (A+B)	7	5
	14.3	Actual expenditure (including DC)	40.92	34.24
Notes:- DC means Diminishing Cadre				

Haryana Knowledge Corporation Limited		
Company Profile		
1.1	Year of Incorporation (Date)	September 10th, 2013
1.2	Act under which incorporated	The Companies Act, 2013
1.3	Contact details (Registered / Corporate Office)	
	1.3.1	Address
	1.3.2	District
	1.3.3	State
	1.3.4	Pin
	1.3.5	URL address, if any
	1.3.6	E-mail address, if any
	1.3.7	Telephone Numbers
	1.3.8	Fax Numbers
Main Objectives:-		
Vision		
<p>To develop learning, governance and empowerment systems which are world-class and value-based and which are responsive to the individual and social developmental needs of the people by bridging the Digital Divide.</p>		
Mission		
<p>To offer life-long learning, governance and empowerment services through appropriate partnerships to a very large population with various diversities : Bigger, With high quality of relevance and applicability in life and work : Better, At an affordable cost : Cheaper, Within a shortest possible time : Faster, With a wide accessibility from metros to villages: Wider, In a mass-personalized manner: Deeper, as it is critical for survival, development and empowerment of individuals, communities and nation.</p>		
Goals		
<p>To prepare people for knowledge-based economy and society To champion the cause of life-long learning and good governance To universalize applications of information technology with development orientation To stimulate the creation of world-class knowledge resources To provide universal access to people through Information Technology To bridge the Digital Divide and resultant Knowledge Divide.</p>		

Haryana Knowledge Corporation Ltd. (HKCL)				
Financial data for the years 2018-19 & 2019-20				
Sr. No.	Particulars		Rs. in Lakh	
			2018-19	2019-20
1	Authorised Capital		200.00	200.00
2	Paid up share capital			
	2.1	Central Govt.	0.00	0.00
	2.2	State Govt.	60.00	60.00
	2.3	Others	140.00	140.00
		Total	200.00	200.00
3	Reserves & Surplus		1238.62	1930.45
4	Loans			
	4.1	Central Govt. Loan	0.00	0.00
	4.2	State Govt. Loan	0.00	0.00
	4.3	Others	0.00	0.00
	4.4	Working Capital	0.00	0.00
		Total	0.00	0.00
5	Grant-in-aid		0.00	0.00
6	Current Assets, Loan & Advances		2575.14	3313.01
7	Current Liabilities & Provisions		1155.02	1188.43
8	Net Working Capital		1420.12	2124.58
9	Turnover/Revenue			
	9.1	from Govt. assigned activities	2110.84	2434.39
	9.2	from other core activities	417.08	446.90
	9.3	From miscellaneous activities	36.65	45.11
		Total	2564.57	2926.40
10	Profit / Loss (PAIT)			
	10.1	from Govt. assigned activities	532.19	575.51
	10.2	from other core activities	105.16	105.65
	10.3	From miscellaneous activities	9.24	10.66
		Total	646.59	691.82
11	Accumulated P/L		1238.62	1930.44
12	Dividend paid during the year			
13	Status of Accounts (Audited upto the year)		2018-19	2019-20
14	Manpower			
	14.1	Sanctioned posts (Nos.)	188	188
	14.2	Filled up posts (Nos.)		
	1	No. of Group A employees	1	0
	2	No. of Group B employees	12	9
	3	No. of Group C employees	3	5
	4	No. of Group D employees	0	0
	A	Total (Regular posts 14.2(1) to 14.2(4))	16	14
	5	No. of Adhoc employees	0	0
	6	No. of contingency paid employees	0	0
	7	No. of work charged employees	0	0
	8	No. of contract employees	206	194
	B	Total (other than regular posts 14.2(5) to 14.2(8))	206	194
	C	Grand total (A+B)	222	208
	14.3	Actual expenditure (including DC)	203.72	279.33
Notes:- DC means Diminishing Cadre				

Haryana Knowledge Corporation Ltd. (HKCL)			
Financial data for the years 2018-19 & 2019-20			
Sr. No.	Particulars	2018-19	2019-20
1	No. of authorized learning centres	270	221
2	No. of Courses offered	22	24
3	No. of admission (HS-CIT)	20012	18391
4	Online admission projects	Directorate General of Medical Education & Research ANM/GNM/MPHW(M) , MBBS, Admissions 2018-19	Directorate General of Medical Education & Research ANM/GNM/MPHW(M) , MBBS, Admissions 2019-20
		SCERT Project for D.Ed Admissions	SCERT Project for D.Ed Admissions
5	Online recruitment projects	Haryana Staff Selection Commission (HSSC)	Haryana Staff Selection Commission (HSSC)
		-	-
		-	-
6	Digital university projects	Bhagat Phool Singh Mahila Vishwavidyalaya	Bhagat Phool Singh Mahila Vishwavidyalaya
		CHAUDHARY RANBIR SINGH UNIVERSITY	CHAUDHARY RANBIR SINGH UNIVERSITY
		CHAUDHARY DEVI LAL UNIVERSITY	CHAUDHARY DEVI LAL UNIVERSITY
		KURUKSHETRA UNIVERSITY	KURUKSHETRA UNIVERSITY
		Guru Jambheshwar University	Guru Jambheshwar University
			SUPVA
7	Others	PMGDISHA	PMGDISHA
		School MIS, MDA, HSDM & SCBC, Employee's Transfer of various Departments	School MIS, MDA, HSDM & SCBC, Employee's Transfer of various Departments
		MANPOWER RECRUITMENT SERVICES THROUGH HARTRON and Ayushman-Bharat Department	MANPOWER RECRUITMENT SERVICES THROUGH HARTRON and Ayushman-Bharat Department
		Website & Application Development	Website & Application Development

Gurgaon Technology Park Ltd.			
Company Profile			
1.1	Year of Incorporation (Date)		07.02.1996
1.2	Act under which incorporated		The Companies Act, 2013
1.3	Contact details (Registered / Corporate Office)		8826910868
	1.3.1	Address	Infocity-I, Sector 34, Opp. Hero Handa Factory, Gurugram
	1.3.2	District	Gurugram
	1.3.3	State	Haryana
	1.3.4	Pin	122001
	1.3.5	URL address, if any	Gtplinfocity.com
	1.3.6	E-mail address, if any	gtpl34@gmail.com
	1.3.7	Telephone Numbers	0124-4032211, 4032212
	1.3.8	Fax Numbers	nil
<p>Main Objectives:-</p> <p>To undertake and carry on the business of setting up, developing, operating and managing Technology Parks, Media Parks, Financial Parks, Electronic Parks and real estate development of any kind and such allied business anywhere in India with a view to attract investment from multinational & other reputed companies, enterprises and undertakings, to facilitate induction of new technologies, modern management practices and work culture, generation of new employment opportunity in the state of Haryana with the intention to provide employment opportunity and to boost exports & industrial production/ productivity in the state of Haryana.</p>			

Gurgaon Technology Park Ltd. (GTPL)				
Financial data for the years 2018-19 & 2019-20				
Sr. No.	Particulars		Rs. in Lakh	
			2018-19	2019-20
1	Authorised Capital		3000.00	3000.00
2	Paid up share capital			
	2.1	Central Govt.	0.00	0.00
	2.2	State Govt.	1472.00	1472.00
	2.3	Others	0.00	0.00
		Total	1472.00	1472.00
3	Reserves & Surplus		3289.00	3995.00
4	Loans			
	4.1	Central Govt. Loan	0.00	0.00
	4.2	State Govt. Loan	0.00	0.00
	4.3	Others	0.00	0.00
	4.4	Working Capital	0.00	0.00
		Total	0.00	0.00
5	Grant-in-aid		0.00	0.00
6	Current Assets, Loan & Advances		3275.00	4037.00
7	Current Liabilities & Provisions		55.00	12.00
8	Net Working Capital		3220.00	4025.00
9	Turnover/Revenue			
	9.1	from Govt. assigned activities	0.00	0.00
	9.2	from other core activities	186.00	230.00
	9.3	From miscellaneous activities	298.00	972.00
		Total	484.00	1202.00
10	Profit / Loss (PAIT)			
	10.1	from Govt. assigned activities	0.00	0.00
	10.2	from other core activities	141.00	706.00
	10.3	From miscellaneous activities	0.00	0.00
		Total	141.00	706.00
11	Accumulated P/L		1965.82	2671.82
12	Dividend paid during the year		0.00	0.00
13	Status of Accounts (Audited upto the year)		2018-19	2019-20
14	Manpower			
	14.1	Sanctioned posts (Nos.)	1	1
	14.2	Filled up posts (Nos.)		
	1	No. of Group A employees	0	0
	2	No. of Group B employees	1	1
	3	No. of Group C employees	0	0
	4	No. of Group D employees	0	0
	A	Total (Regular posts 14.2(1) to 14.2(4))	1	1
	5	No. of Adhoc employees	1	1
	6	No. of contingency paid employees	0	0
	7	No. of work charged employees	0	0
	8	No. of contract employees	36	37
	B	Total (other than regular posts 14.2(5) to 14.2(8))	37	38
	C	Grand total (A+B)	38	39
	14.3	Actual expenditure (including DC)	83.00	110.00
Notes:- DC means Diminishing Cadre				

The Haryana State Coop. Supply & Marketing Federation Ltd. (HAFED)			
Company Profile			
1.1	Year of Incorporation(Date)		15.09.1966
1.2	Act under which incorporated		Cooperative Societies Act, 1984
1.3	Contact details (registered / Corporate Office)		Managing Director 0172-2590518
	1.3.1	Address	Corporate Office, Sector-5, Panchkula -134019 Haryana
	1.3.2	District	Panchkula
	1.3.3	State	Haryana
	1.3.4	Pin	134109
	1.3.5	URL address, if any	www.hafed.gov.in
	1.3.6	E-mail address, if any	hafed@hry.nic.in
	1.3.7	Telephone Numbers	0172-2590520-26
	1.3.8	Fax Numbers	0172-2590711
<p>Main Objectives:-</p> <ul style="list-style-type: none"> • To make arrangement for procurement, marketing and processing of agricultural produce and allied products. • To make arrangement for supply of agricultural inputs such as fertilizers, seeds and agro chemicals. • To facilitate the working of the affiliated Co-operative Societies. 			

Haryana State Coop Supply & Marketing Federation Ltd. (HAFED)					
Financial data for the years 2018-19 & 2019-20					
Sr. No.		Particulars		Rs. in Lakh	
				2018-19	2019-20
1		Authorised Capital		2333.48	2333.48
2		Paid up share capital			
	2.1	Central Govt.		0.00	0.00
	2.2	State Govt.		18.75	18.75
	2.3	Others		2314.73	2314.73
		Total		2333.48	2333.48
3		Reserves & Surplus		87750.99	91897.73
4		Loans			
	4.1	Central Govt. Loan		0.00	0.00
	4.2	State Govt. Loan		0.00	0.00
	4.3	Others		3114.88	1809.06
	4.4	Working Capital		292720.42	708064.12
		Total		295835.30	709873.18
5		Grant-in-aid		0.00	1500.00
6		Current Assets, Loan & Advances		381957.83	798774.50
7		Current Liabilities & Provisions		341829.40	759308.47
8		Net Working Capital		40128.43	39466.03
9		Turnover/Revenue			
	9.1	from Govt. assigned activities		0.00	0.00
	9.2	from other core activities		1230720.42	1348202.25
	9.3	From miscellaneous activities		0.00	0.00
		Total		1230720.42	1348202.25
10		Profit / Loss (PAIT)			
	10.1	from Govt. assigned activities		0.00	0.00
	10.2	from other core activities		4146.56	6198.77
	10.3	From miscellaneous activities		0.00	0.00
		Total		4146.56	6198.77
11		Accumulated P/L		0.00	0.00
12		Dividend paid during the year		0.00	0.00
13		Status of Accounts (Audited upto the year)		2018-19	2018-19
14		Manpower			
	14.1	Sanctioned posts (Nos.)		1330	1330
	14.2	Filled up posts (Nos.)			
		1	No. of Group A employees	47	45
		2	No. of Group B employees	30	34
		3	No. of Group C employees	455	504
		4	No. of Group D employees	187	187
		A	Total (Regular posts 14.2(1) to 14.2(4)	719	770
		5	No. of Adhoc employees	0	0
		6	No. of contingency paid employees	0	0
		7	No. of work charged employees	0	0
		8	No. of contract employees	0	0
		B	Total (other than regular posts 14.2(5) to 14.2(8)	0	0
		C	Grand total (A+B)	719	770
	14.3	Actual expenditure (including DC)		5035.82	5367.42
Notes:- DC means Diminishing Cadre					

The Haryana State Cooperative Supply & Marketing Federation Limited (HAFED)

Physical Performance for the years 2018-19 & 2019-20

Sr. No.	Particulars	2018-19				2019-20			
		Quantity		Amount (Rs. in lakh)		Quantity		Amount (Rs. in lakh)	
		Procurement/ Production	Sale	Procurement/ Production	Sale	Procurement/ Production	Sale	Procurement/ Production	Sale
1	Wheat	3550387.239	3124423.72	730362.44	684371.2	3954734.385	2898994.63	8,37,465.05	6,68,341.67
2	Mustard Seed	227082.264	226970.974	91803.2	93133.45	465965	494491.016	2,23,902.23	2,22,342.30
3	Gram	0.00	0.00	0.00	0.00	199.993	199.993	94.55	97.93
4	Sunflower Seed	4952.605	7163.683	2053.15	3050.25	8498.378	84983.78	4,697.63	5,060.03
5	Paddy/ Rice	1806601.189	1061988.33	357592.93	345947.6	1983715.074	1088605.66	4,05,850.83	3,47,459.57
6	Moong	223.05	223.05	157.6	157.68	2727.7	2569.645	2,075.20	1,915.60
7	Bajra	102694.73	100321.384	20803.15	21291.89	91033.944	61212.118	19,771.29	13,043.61
8	Maize	174.05	0.00	30.95	0.00	0.00	174.05	0.00	30.53
9	Sugar Cane	371141.00	0.00	12612.00	0.00	356772.00	0.00	12122.00	0.00
10	Sugar	43516.00	33390.00	16510.00	9909.00	32635.00	31,936.00	12882.00	10,170.00
11	Mollases	27082.00	28016.00	643.00	541.00	17887.00	15,554.00	1120.00	974.00
12	Bagasse	25213.00	25213.00	308.00	308.00	9426.00	9,426.00	199.00	199.00
13	Paddy (Comm)	166.25	830.00	428.66	361.67	10.47	0.00	3.17	0.00
14	Rice	1099.90	1016.43	481.17	575.84	218.83	521.23	77.26	286.21
15	Normal Wheat	61010.15	0.00	1154.03	0.00	0.00	0.00	0.00	0.00
16	Desi Wheat	0.00	76.75	0.00	2.80	0.00	129.25	0.00	4.72
17	Normal Atta	3804.70	3736.46	813.71	904.67	5792.89	3,592.80	966.48	908.30
18	Desi Atta	36.45	35.03	11.79	13.68	37.93	35.08	12.03	13.70
19	Dalia	17.57	17.66	5.41	5.56	21.37	20.94	6.70	6.71
20	UREA	206902.00	192210.00	10934.90	13234.32	95003.00	95,689.00	4993.95	5,153.88
21	DAP	78160.00	86756.00	1946.01	8372.90	20753.00	9,943.00	4998.32	2,313.21

The Panipat Coop. Sugar Mills Ltd., Panipat		
Company Profile		
1.1	Year of Incorporation(Date)	11.12.1955
1.2	Act under which incorporated	Cooperative Societies Act, 1984
1.3	Contact details (registered / Corporate Office)	
	1.3.1 Address	Gohana Road, Panipat
	1.3.2 District	Panipat
	1.3.3 State	Haryana
	1.3.4 Pin	132103
	1.3.5 URL address, if any	-
	1.3.6 E-mail address, if any	panipatsugarmills@gmail.com
	1.3.7 Telephone Numbers	0180-2651269-2651184
	1.3.8 Fax Numbers	0180-2655384
<p>Main Objectives:-</p> <p>(1) To manufacture white sugar out of sugarcane.</p> <p>(2) Implementation of welfare schemes for upliftment of growers/farmers of the region.</p> <p>(3) To undertake measures for development of sugarcane farming including supply of seed, manure, implements, irrigation facilities and other production requisites.</p> <p>(4) To undertake production of ethanol from sugarcane.</p>		

Panipat Coop. Sugar Mills Ltd.				
Financial data for the years 2018-19 & 2019-20				
Sr. No.	Particulars			Rs. in Lakh
			2018-19	2019-20
1	Authorised Capital			10000.00
2	Paid up share capital			
	2.1	Central Govt.	0.00	0.00
	2.2	State Govt.	5302.27	5302.27
	2.3	Others	144.45	144.45
		Total	5446.72	5446.72
3	Reserves & Surplus			13719.48
4	Loans			
	4.1	Central Govt. Loan	0.00	0.00
	4.2	State Govt. Loan	27708.24	41311.84
	4.3	Others	533.80	1276.06
	4.4	Working Capital	5640.71	3860.91
		Total	33882.75	46448.81
5	Grant-in-aid			0.00
6	Current Assets, Loan & Advances			17049.43
7	Current Liabilities & Provisions			29814.01
8	Net Working Capital			-12764.58
9	Turnover/Revenue			
	9.1	from Govt. assigned activities	0.00	0.00
	9.2	from other core activities	11230.71	10409.41
	9.3	From miscellaneous activities	162.71	683.10
		Total	11393.42	11092.51
10	Profit / Loss (PAIT)			
	10.1	from Govt. assigned activities	0.00	0.00
	10.2	from other core activities	-6920.36	-6914.26
	10.3	From miscellaneous activities	0.00	0.00
		Total	-6920.36	-6914.26
11	Accumulated P/L			-41718.23
12	Dividend paid during the year			0.00
13	Status of Accounts (Audited upto the year)			2017-18
14	Manpower			2018-19
	14.1	Sanctioned posts (Nos.)	598	598
	14.2	Filled up posts (Nos.)		
	1	No. of Group A employees	3	4
	2	No. of Group B employees	0	0
	3	No. of Group C employees	148	136
	4	No. of Group D employees	196	164
	A	Total (Regular posts 14.2(1) to 14.2(4))	347	304
	5	No. of Adhoc employees	0	0
	6	No. of contingency paid employees	0	0
	7	No. of work charged employees	0	0
	8	No. of contract employees	144	4
	B	Total (other than regular posts 14.2(5) to 14.2(8))	144	4
	C	Grand total (A+B)	491	308
	14.3	Actual expenditure (including DC)	2739.35	3086.67
Notes:- DC means Diminishing Cadre				

The Panipat Co-operative Sugar Mills Ltd, Panipat									
Physical Performance for the years 2018-19 & 2019-20									
Sr. No	Particulars	2018-19				2019-20			
		Quantity		Amount (Rs. in lakh)		Quantity		Amount (Rs. in lakh)	
		Procurement/ Production	Sale	Procurement/ Production	Sale	Procurement/ Production	Sale	Procurement/ Production	Sale
1	Sugarcane Crushed (Lac Qtls.)	30.06	-	9978.34	-	27.40	-	8862.09	-
2.	Sugar Production (Lac Qtls.)	2.76	2.43	-	7393.39	2.69	2.66	-	7834.22
3.	Molasses Production (Lac Qtls.)	1.51	2.21	-	532.44	1.29	0.95	-	553.01

The Karnal Cooperative Sugar Mills Ltd., Karnal		
Company Profile		
1.1	Year of Incorporation(Date)	3.1.1966
1.2	Act under which incorporated	Cooperative Societies Act,1984
1.3	Contact details (registered / Corporate Office)	
	1.3.1 Address	The Karnal Coop. Sugar Mills Ltd., Karnal
	1.3.2 District	Karnal
	1.3.3 State	Haryana
	1.3.4 Pin	132001
	1.3.5 URL address, if any	-
	1.3.6 E-mail address, if any	karnalSugarmill@gmail.com
	1.3.7 Telephone Numbers	0184-2269710,2269712,2269715
	1.3.8 Fax Numbers	0184-2284437
Main Objectives:-		
(1) To manufacture white sugar out of sugarcane.		
(2) Implementation of welfare schemes for upliftment of growers/farmers of the region.		
(3) To undertake measures for development of sugarcane farming including supply of seed, manure, implements, irrigation facilities and other production requisites.		

Karnal Coop. Sugar Mills Ltd.				
Financial data for the years 2018-19 & 2019-20				
Sr. No.	Particulars			Rs. in Lakh
			2018-19	2019-20
1	Authorised Capital			1675.53
2	Paid up share capital			1676.01
	2.1	Central Govt.	1222.00	1222.00
	2.2	State Govt.	453.53	454.01
	2.3	Others	0.00	0.00
		Total	1675.53	1676.01
3	Reserves & Surplus			0.00
4	Loans			
	4.1	Central Govt. Loan	66.50	562.33
	4.2	State Govt. Loan	16489.25	27028.48
	4.3	Others	0.00	0.00
	4.4	Working Capital	9007.81	8254.54
		Total	25563.56	35845.35
5	Grant-in-aid			0.00
6	Current Assets, Loan & Advances			11856.79
7	Current Liabilities & Provisions			9261.45
8	Net Working Capital			2595.34
9	Turnover/Revenue			
	9.1	from Govt. assigned activities	0.00	0.00
	9.2	from other core activities	10296.17	12103.57
	9.3	From miscellaneous activities	0.00	0.00
		Total	10296.17	12103.57
10	Profit / Loss (PAIT)			
	10.1	from Govt. assigned activities	0.00	0.00
	10.2	from other core activities	-5745.74	-4142.65
	10.3	From miscellaneous activities	0.00	0.00
		Total	-5745.74	-4142.65
11	Accumulated P/L			-23768.59
12	Dividend paid during the year			0.00
13	Status of Accounts (Audited upto the year)			2018-19
14	Manpower			2019-20
	14.1	Sanctioned posts (Nos.)	453	453
	14.2	Filled up posts (Nos.)		
	1	No. of Group A employees	3	4
	2	No. of Group B employees	1	1
	3	No. of Group C employees	104	103
	4	No. of Group D employees	168	157
	A	Total (Regular posts 14.2(1) to 14.2(4))	276	265
	5	No. of Adhoc employees	77	73
	6	No. of contingency paid employees	0	0
	7	No. of work charged employees	0	0
	8	No. of contract employees	237	294
	B	Total (other than regular posts 14.2(5) to 14.2(8))	314	367
	C	Grand total (A+B)	590	632
	14.3	Actual expenditure (including DC)	2284.36	2158.51
Notes:- DC means Diminishing Cadre				

The Karnal Cooperative Sugar Mills Ltd., Karnal									
Physical Performance for the years 2018-19 & 2019-20									
Sr. No.	Particulars	2018-19				2019-20			
		Quantity (Qtls)		Amount (Rs. in lakh)		Quantity (Qtls)		Amount (Rs. in lakh)	
		Procurement/ Production	Sale	Procurement/ Production	Sale	Procurement/ Production	Sale	Procurement/ Production	Sale
1	Sugar	380290	314428	11766.97	9729.06	340990	361992	10514.49	11162.09
2	Molasses	192636	196055	470.75	479.10	170399	151543	989.48	879.99

The Kaithal Cooperative Sugar Mills Ltd., Kaithal		
Company Profile		
1.1	Year of Incorporation(Date)	03-06-1970
1.2	Act under which incorporated	Cooperative Societies Act, 1984
1.3	Contact details (registered / Corporate Office)	
	1.3.1 Address	The Kaithal Cooperative Sugar Mills Ltd, Karnal Road Kaithal
	1.3.2 District	Kaithal
	1.3.3 State	Haryana
	1.3.4 Pin	136027
	1.3.5 URL address, if any	-
	1.3.6 E-mail address, if any	Ktlsugar@gmail.com
	1.3.7 Telephone Numbers	01746-234256, 235456
	1.3.8 Fax Numbers	01746-234256
Main Objectives:-		
(1) To manufacture white sugar out of sugarcane.		
(2) Implementation of welfare schemes for upliftment of growers/farmers of the region.		
(3) To undertake measures for development of sugarcane farming including supply of seed, manure, implements, irrigation facilities and other production requisites.		

Kaithal Coop. Sugar Mills Ltd.				
Financial data for the years 2018-19 & 2019-20				
Sr. No.	Particulars			Rs. in Lakh
			2018-19	2019-20
1	Authorised Capital			7500.00
2	Paid up share capital			
	2.1	Central Govt.	0.00	0.00
	2.2	State Govt.	5672.42	5672.42
	2.3	Others	1036.50	1081.92
		Total	6708.92	6754.34
3	Reserves & Surplus			8379.85
4	Loans			
	4.1	Central Govt. Loan	0.00	0.00
	4.2	State Govt. Loan	26313.40	33308.40
	4.3	Others	14.38	1572.61
	4.4	Working Capital	7641.85	8250.36
		Total	33969.63	43131.37
5	Grant-in-aid			0.00
6	Current Assets, Loan & Advances			12275.24
7	Current Liabilities & Provisions			25644.26
8	Net Working Capital			-13369.02
9	Turnover/Revenue			
	9.1	from Govt. assigned activities	14842.02	16605.08
	9.2	from other core activities	381.21	636.67
	9.3	From miscellaneous activities	0.00	0.00
		Total	15223.23	17241.75
10	Profit / Loss (PAIT)			
	10.1	from Govt. assigned activities	-8246.71	-6509.48
	10.2	from other core activities	0.00	0.00
	10.3	From miscellaneous activities	0.00	0.00
		Total	-8246.71	-6509.48
11	Accumulated P/L			-44882.39
12	Dividend paid during the year			0.00
13	Status of Accounts (Audited upto the year)			2018-19
14	Manpower			
	14.1	Sanctioned posts (Nos.)	456	456
	14.2	Filled up posts (Nos.)		
	1	No. of Group A employees	4	4
	2	No. of Group B employees	0	0
	3	No. of Group C employees	220	206
	4	No. of Group D employees	380	362
	A	Total (Regular posts 14.2(1) to 14.2(4))	604	572
	5	No. of Adhoc employees	0	0
	6	No. of contingency paid employees	26	43
	7	No. of work charged employees	0	0
	8	No. of contract employees	0	0
	B	Total (other than regular posts 14.2(5) to 14.2(8))	26	43
	C	Grand total (A+B)	630	615
	14.3	Actual expenditure (including DC)	3528.23	3498.94
Notes:- DC means Diminishing Cadre				

The Kaithal Cooperative Sugar Mills Ltd., Kaithal									
Physical Performance for the years 2018-19 & 2019-20									
Sr. No.	Particulars	2018-19				2019-20			
		Quantity		Amount (Rs. in lakh)		Quantity		Amount (Rs. in lakh)	
		Procurement/ Production	Sale	Procurement / Production	Sale	Procurement / Production	Sale	Procurement/ Production	Sale
1	Sugar	470922	387774	14235.78	11722.24	387864	415218	13569.91	13416.05
2	Molasses	256705	263134	595.48	610.40	192144	189107	1180.00	1161.35
3	Beggasse	326450	266450	515.53	420.77	1110132	91007	2523.44	206.87

The Sonipat Cooperative Sugar Mills Ltd., Sonipat		
Company Profile		
1.1	Year of Incorporation(Date)	10.12.1970
1.2	Act under which incorporated	Cooperative Societies Act, 1984
1.3	Contact details (registered / Corporate Office)	
	1.3.1 Address	The Sonipat Coop. Sugar Mills Ltd., Sonipat
	1.3.2 District	Sonipat
	1.3.3 State	Haryana
	1.3.4 Pin	131001
	1.3.5 URL address, if any	www.sugarmillsonipat.in
	1.3.6 E-mail address, if any	sugarmillsonipat@gmail.com sonipatsugar@gmail.com
	1.3.7 Telephone Numbers	0130-6450523, 0130-6450396, 9728310007
	1.3.8 Fax Numbers	-
<p>Main Objectives:-</p> <p>(1) To develop the Sugar Cane crop in the assigned area and manufacturing of sugar from Sugar Cane.</p>		

Sonipat Coop. Sugar Mills Ltd.				
Financial data for the years 2018-19 & 2019-20				
Sr. No.	Particulars		Rs. in Lakh	
			2018-19	2019-20
1	Authorised Capital		2000.00	2000.00
2	Paid up share capital			
	2.1	Central Govt.	0.00	0.00
	2.2	State Govt.	3533.00	3533.00
	2.3	Others	506.08	519.33
		Total	4039.08	4052.33
3	Reserves & Surplus		9474.12	9814.04
4	Loans			
	4.1	Central Govt. Loan	0.00	0.00
	4.2	State Govt. Loan	20768.06	27513.07
	4.3	Others	1259.94	1639.13
	4.4	Working Capital	5257.62	5965.10
		Total	27285.62	35117.30
5	Grant-in-aid		0.00	0.00
6	Current Assets, Loan & Advances		8241.41	11474.28
7	Current Liabilities & Provisions		13929.98	15883.70
8	Net Working Capital		-5688.57	-4409.42
9	Turnover/Revenue			
	9.1	from Govt. assigned activities	0.00	0.00
	9.2	from other core activities	7556.28	7475.87
	9.3	From miscellaneous activities	17.93	18.82
		Total	7574.21	7494.69
10	Profit / Loss (PAIT)			
	10.1	from Govt. assigned activities	0.00	0.00
	10.2	from other core activities	-6612.50	-6687.57
	10.3	From miscellaneous activities	0.00	0.00
		Total	-6612.50	-6687.57
11	Accumulated P/L		-34733.70	-41421.27
12	Dividend paid during the year		0.00	0.00
13	Status of Accounts (Audited upto the year)		2018-19	2018-19
14	Manpower			
	14.1	Sanctioned posts (Nos.)	471	471
	14.2	Filled up posts (Nos.)		
	1	No. of Group A employees	2	2
	2	No. of Group B employees	0	0
	3	No. of Group C employees	113	100
	4	No. of Group D employees	193	190
	A	Total (Regular posts 14.2(1) to 14.2(4))	308	292
	5	No. of Adhoc employees	46	43
	6	No. of contingency paid employees	0	0
	7	No. of work charged employees	0	0
	8	No. of contract employees	149	221
	B	Total (other than regular posts 14.2(5) to 14.2(8))	195	264
	C	Grand total (A+B)	503	556
	14.3	Actual expenditure (including DC)	2378.12	2255.91
Notes:- DC means Diminishing Cadre				

The Sonipat Cooperative Sugar Mills Ltd., Sonipat

Physical Performance for the years 2018-19 & 2019-20

Sr. No.	Particulars	2018-19				2019-20			
		Quantity (in Qtls)		Amount (Rs. in lakh)		Quantity (in Qtls)		Amount (Rs. in lakh)	
		Procurement/ Production	Sale	Procurement/ Production	Sale	Procurement / Production	Sale	Procurement/ Production	Sale
1	Sugar Cane	24.12	0.00	7929.50	0.00	25.63	0.00	8596.38	0.00
2	Sugar	2.45	2.33	0.00	8420.43	2.45	2.22	-	6816.47
3	Moasses	1.15	1.00	-	466.33	1.24	1.61	-	300.32
4	Bagasse	0.24	0.26	-	39.06	0.23	0.17	-	29.48

The Shahabad Cooperative Sugar Mills Ltd., Shahabad		
Company Profile		
1.1	Year of Incorporation(Date)	9.1.1976
1.2	Act under which incorporated	Cooperative Societies Act, 1984
1.3	Contact details (registered / Corporate Office)	
	1.3.1 Address	The Shahabad Cooperative Sugar Mills Ltd, Ladwa Road Shahabad (M)., District. Kurukshetra
	1.3.2 District	Kurukshetra
	1.3.3 State	Haryana
	1.3.4 Pin	136135
	1.3.5 URL address, if any	-
	1.3.6 E-mail address, if any	scsmsbd@gmail.com
	1.3.7 Telephone Numbers	01744-240188
	1.3.8 Fax Numbers	01744-240118
<p>Main Objectives:-</p> <p>(1) To manufacture white sugar out of sugarcane.</p> <p>(2) Implementation of welfare schemes for upliftment of growers/farmers of the region.</p> <p>(3) To undertake measures for development of sugarcane farming including supply of seed, manure, implements, irrigation facilities and other production requisites.</p>		

Shahabad Coop. Sugar Mills				
Financial data for the years 2018-19 & 2019-20				
Sr. No.	Particulars			Rs. in Lakh
			2018-19	2019-20
1	Authorised Capital			3000.00
2	Paid up share capital			
	2.1	Central Govt.	0.00	0.00
	2.2	State Govt.	43.00	43.00
	2.3	Others	1331.32	1331.32
		Total	1374.32	1374.32
3	Reserves & Surplus			1.35
4	Loans			
	4.1	Central Govt. Loan	553.01	0.00
	4.2	State Govt. Loan	10015.54	13496.57
	4.3	Others	305.07	3261.78
	4.4	Working Capital	18208.82	17246.60
		Total	29082.44	34004.95
5	Grant-in-aid			0.00
6	Current Assets, Loan & Advances			27808.38
7	Current Liabilities & Provisions			30300.86
8	Net Working Capital			-2492.48
9	Turnover/Revenue			
	9.1	from Govt. assigned activities	0.00	0.00
	9.2	from other core activities	22625.07	28520.76
	9.3	From miscellaneous activities	0.00	0.00
		Total	22625.07	28520.76
10	Profit / Loss (PAIT)			
	10.1	from Govt. assigned activities	0.00	0.00
	10.2	from other core activities	-6890.13	-2171.96
	10.3	From miscellaneous activities	0.00	0.00
		Total	-6890.13	-2171.96
11	Accumulated P/L			-12074.19
12	Dividend paid during the year			0.00
13	Status of Accounts (Audited upto the year)			2018-19
14	Manpower			2019-20
	14.1	Sanctioned posts (Nos.)	482	482
	14.2	Filled up posts (Nos.)		
	1	No. of Group A employees	5	4
	2	No. of Group B employees	3	3
	3	No. of Group C employees	215	197
	4	No. of Group D employees	374	344
	A	Total (Regular posts 14.2(1) to 14.2(4))	597	548
	5	No. of Adhoc employees	0	0
	6	No. of contingency paid employees	0	0
	7	No. of work charged employees	0	0
	8	No. of contract employees	1	1
	B	Total (other than regular posts 14.2(5) to 14.2(8))	1	1
	C	Grand total (A+B)	598	549
	14.3	Actual expenditure (including DC)	3471.80	3516.47
Notes:- DC means Diminishing Cadre				

The Shahabad Cooperative Sugar Mills Ltd., Shahabad									
Physical Performance for the years 2018-19 & 2019-20									
Sr. No.	Particulars	2018-19				2019-20			
		Quantity (in Qtls)		Amount (Rs. in lakh)		Quantity (in Qtls)		Amount (Rs. in lakh)	
		Procurement/ Production	Sale	Procurement/ Production	Sale	Procurement/ Production	Sale	Procurement/ Production	Sale
1	Sugar	861350.00	629063.00	-	19446.85	731170	744960	-	23097.69
2	Molasses	456957.00	465855.95	-	906.97	333541	352020.20	-	2327.87

The Meham Cooperative Sugar Mills Ltd., Meham		
Company Profile		
1.1	Year of Incorporation(Date)	09.10.1987
1.2	Act under which incorporated	Haryana Cooperative Societies Act
1.3	Contact details (registered / Corporate Office)	VPO Bhaini Maharajpur Teh. Meham Distt. Rohtak (Haryana)
	1.3.1 Address	The Meham Coop. Sugar Mills Ltd., Meham
	1.3.2 District	Rohtak
	1.3.3 State	Haryana
	1.3.4 Pin	124112
	1.3.5 URL address, if any	-
	1.3.6 E-mail address, if any	mehamsugar@yahoo.co.in
	1.3.7 Telephone Numbers	01257-211146
	1.3.8 Fax Numbers	01257-218144
<p>Main Objectives:-</p> <p>(1) To manufacture white sugar out of sugarcane.</p> <p>(2) To undertake measures for development of sugarcane farming including supply of seed etc.</p>		

Meham Coop. Sugar Mills Ltd.				
Financial data for the years 2018-19 & 2019-20				
Sr. No.	Particulars		Rs. in Lakh	
			2018-19	2019-20
1	Authorised Capital		0.00	0.00
2	Paid up share capital			
	2.1	Central Govt.	0.00	0.00
	2.2	State Govt.	5824.30	5824.30
	2.3	Others	468.75	468.75
		Total	6293.05	6293.05
3	Reserves & Surplus		4234.78	4435.32
4	Loans			
	4.1	Central Govt. Loan	0.00	0.00
	4.2	State Govt. Loan	28708.22	36678.22
	4.3	Others	157.00	8613.61
	4.4	Working Capital	7453.59	1196.00
		Total	36318.81	46487.83
5	Grant-in-aid		0.00	0.00
6	Current Assets, Loan & Advances		10354.90	14350.01
7	Current Liabilities & Provisions		23803.90	26682.62
8	Net Working Capital		-13449.00	-12332.61
9	Turnover/Revenue			
	9.1	from Govt. assigned activities	0.00	0.00
	9.2	from other core activities	9923.32	10134.89
	9.3	From miscellaneous activities	0.00	0.00
		Total	9923.32	10134.89
10	Profit / Loss (PAIT)			
	10.1	from Govt. assigned activities	0.00	0.00
	10.2	from other core activities	-9435.16	-7894.33
	10.3	From miscellaneous activities	0.00	0.00
		Total	-9435.16	-7894.33
11	Accumulated P/L		-47511.29	-55405.63
12	Dividend paid during the year		0.00	0.00
13	Status of Accounts (Audited upto the year)		2018-19	2018-19
14	Manpower			
	14.1	Sanctioned posts (Nos.)	478	478
	14.2	Filled up posts (Nos.)		
	1	No. of Group A employees	1	1
	2	No. of Group B employees	3	2
	3	No. of Group C employees	240	219
	4	No. of Group D employees	328	328
	A	Total (Regular posts 14.2(1) to 14.2(4))	572	550
	5	No. of Adhoc employees	1	1
	6	No. of contingency paid employees	76	72
	7	No. of work charged employees	0	0
	8	No. of contract employees	54	50
	B	Total (other than regular posts 14.2(5) to 14.2(8))	131	123
	C	Grand total (A+B)	703	673
	14.3	Actual expenditure (including DC)	3731.79	3839.30
Notes:- DC means Diminishing Cadre				

The Meham Cooperative Sugar Mills Ltd., Meham

Physical Performance for the years 2018-19 & 2019-20

Sr. No.	Particulars	2018-19		2019-20	
		Quantity	Amount (Rs. in lakh)	Quantity	Amount (Rs. in lakh)
1.	Sugar cane Crushed	32.89	11018.15	35.04	11843.52
2.	Sugar Recovery (%)	9.69	-	9.56	-
3.	Sugar Production (in Lacs Qtl)	3.37	11205.94	3.12	9933.95
4.	Molasses Production (in Lacs Qtl)	1.84	524.14	1.78	1210.31
5.	Capacity Utilization (%)	87.98	-	85.22	-
6	Sugar Losses (%)	2.44	-	2.52	-
7	Sugar Sold Qty (Lac Qtl)	3.02	9156.98	2.86	9041.81

The Jind Cooperative Sugar Mills Ltd., Jind		
Company Profile		
1.1	Year of Incorporation(Date)	01.08.1980
1.2	Act under which incorporated	Cooperative Societies Act ,1984
1.3	Contact details (registered / Corporate Office)	
	1.3.1 Address	The Jind Coop. Sugar Mills Ltd., Vill. Jhanj Khurd
	1.3.2 District	Jind
	1.3.3 State	Haryana
	1.3.4 Pin	126102
	1.3.5 URL address, if any	-
	1.3.6 E-mail address, if any	jind_sugar@yahoo.in jindsugarmills@gmail.com
	1.3.7 Telephone Numbers	01681- 233353
	1.3.8 Fax Numbers	01681-233200
<p>Main Objectives:-</p> <p>(1) To manufacture white sugar out of sugarcane.</p> <p>(2) Implementation of welfare schemes for upliftment of growers/farmers of the region.</p> <p>(3) To undertake measures for development of sugarcane farming including supply of seed, manure, implements, irrigation facilities and other production requisites.</p>		

Jind Coop. Sugar Mills Ltd.				
Financial data for the years 2018-19 & 2019-20				
Sr. No.	Particulars			Rs. in Lakh
			2018-19	2019-20
1	Authorised Capital			6000.00
2	Paid up share capital			
	2.1	Central Govt.	0.00	0.00
	2.2	State Govt.	2693.00	2693.00
	2.3	Others	565.71	614.95
		Total	3258.71	3307.95
3	Reserves & Surplus			4421.59
4	Loans			
	4.1	Central Govt. Loan	0.00	0.00
	4.2	State Govt. Loan	23957.75	29592.75
	4.3	Others	41.20	1200.12
	4.4	Working Capital	5654.56	5260.03
		Total	29653.51	36052.90
5	Grant-in-aid			0.00
6	Current Assets, Loan & Advances			8610.67
7	Current Liabilities & Provisions			16946.95
8	Net Working Capital			-8336.28
9	Turnover/Revenue			
	9.1	from Govt. assigned activities	7424.08	8382.49
	9.2	from other core activities	0.00	0.00
	9.3	From miscellaneous activities	0.00	0.00
		Total	7424.08	8382.49
10	Profit / Loss (PAIT)			
	10.1	from Govt. assigned activities	-6496.79	-6498.95
	10.2	from other core activities	0.00	0.00
	10.3	From miscellaneous activities	0.00	0.00
		Total	-6496.79	-6498.95
11	Accumulated P/L			-35481.31
12	Dividend paid during the year			0.00
13	Status of Accounts (Audited upto the year)			2018-19
14	Manpower			2019-20
	14.1	Sanctioned posts (Nos.)	459	459
	14.2	Filled up posts (Nos.)		
	1	No. of Group A employees	5	3
	2	No. of Group B employees	0	0
	3	No. of Group C employees	156	143
	4	No. of Group D employees	260	230
	A	Total (Regular posts 14.2(1) to 14.2(4))	424	376
	5	No. of Adhoc employees	0	0
	6	No. of contingency paid employees	0	0
	7	No. of work charged employees	0	0
	8	No. of contract employees	0	0
	B	Total (other than regular posts 14.2(5) to 14.2(8))	0	0
	C	Grand total (A+B)	424	376
	14.3	Actual expenditure (including DC)	2922.65	3048.64
Notes:- DC means Diminishing Cadre				

The Jind Cooperative Sugar Mills Ltd., Jind

Physical Performance for the years 2018-19 & 2019-20

Sr. No.	Particulars	2018-19				2019-20			
		Quantity		Amount (Rs. in lakh)		Quantity		Amount (Rs. in lakh)	
		Procurement/ Production	Sale	Procurement/ Production	Sale	Procurement/ Production	Sale	Procurement/ Production	Sale
1	Sugar Production (Lac Qtl.)	307080.00	227916.00	9377.55	6989.72	229255.00	254659.00	7440.22	7691.15
2	Molasses Production (Lac Qtl.)	162450.00	166552.00	-	365.81	111580.00	96401.85	-	679.22
3	Bagasse Production (Lac Qtl.)	40844.50	40844.50	-	60.92	3034.80	3034.80	-	4.92
4	Press Mud Production (Lac Qtl.)	-	-	-	7.63	-	-	-	7.21

The Palwal Cooperative Sugar Mills Ltd., Palwal			
Company Profile			
1.1	Year of Incorporation(Date)		08.11.1973
1.2	Act under which incorporated		Cooperative Societies Act,1984
1.3	Contact details (registered / Corporate Office)		
	1.3.1	Address	The Palwal Coop. Sugar Mills Ltd., Palwal
	1.3.2	District	Palwal
	1.3.3	State	Haryana
	1.3.4	Pin	121102
	1.3.5	URL address, if any	-
	1.3.6	E-mail address, if any	Palwalsugarmills@yahoo.com
	1.3.7	Telephone Numbers	01275-263433
	1.3.8	Fax Numbers	01275-263433
Main Objectives:- (1) To manufacture white sugar out of sugarcane. (2) Implementation of welfare schemes for uplift ment of growers/farmers of the region. (3) To undertake measures for development of sugarcane farming including supply of seed, manure, implements, irrigation facilities and other production requisites.			

Palwal Coop. Sugar Mills Ltd.				
Financial data for the years 2018-19 & 2019-20				
Sr. No.	Particulars			Rs. in Lakh
			2018-19	2019-20
1	Authorised Capital			5000.00
2	Paid up share capital			
	2.1	Central Govt.	0.00	0.00
	2.2	State Govt.	1693.00	1693.00
	2.3	Others	307.47	307.54
		Total	2000.47	2000.54
3	Reserves & Surplus			7987.56
4	Loans			
	4.1	Central Govt. Loan	0.00	0.00
	4.2	State Govt. Loan	21764.26	26686.81
	4.3	Others	75.25	1529.63
	4.4	Working Capital	4495.83	5350.22
		Total	26335.34	33566.66
5	Grant-in-aid			0.00
6	Current Assets, Loan & Advances			7316.57
7	Current Liabilities & Provisions			15794.57
8	Net Working Capital			-8478.00
9	Turnover/Revenue			
	9.1	from Govt. assigned activities	7656.74	7565.68
	9.2	from other core activities	0.00	0.00
	9.3	From miscellaneous activities	0.00	0.00
		Total	7656.74	7565.68
10	Profit / Loss (PAIT)			
	10.1	from Govt. assigned activities	-6692.75	-4765.53
	10.2	from other core activities	0.00	0.00
	10.3	From miscellaneous activities	0.00	0.00
		Total	-6692.75	-4765.53
11	Accumulated P/L			-32171.41
12	Dividend paid during the year			0.00
13	Status of Accounts (Audited upto the year)			2018-19
14	Manpower			
	14.1	Sanctioned posts (Nos.)	445	445
	14.2	Filled up posts (Nos.)		
	1	No. of Group A employees	1	1
	2	No. of Group B employees	4	2
	3	No. of Group C employees	213	149
	4	No. of Group D employees	239	208
	A	Total (Regular posts 14.2(1) to 14.2(4))	457	360
	5	No. of Adhoc employees	55	55
	6	No. of contingency paid employees	0	0
	7	No. of work charged employees	0	0
	8	No. of contract employees	0	0
	B	Total (other than regular posts 14.2(5) to 14.2(8))	55	55
	C	Grand total (A+B)	512	415
	14.3	Actual expenditure (including DC)	3057.4	2841.60
Notes:- DC means Diminishing Cadre				

The Palwal Cooperative Sugar Mills Ltd., Palwal									
Physical Performance for the years 2018-19 & 2019-20									
Sr. No.	Particulars	2018-19				2019-20			
		Quantity		Amount (Rs. in lakh)		Quantity		Amount (Rs. in lakh)	
		Procurement/ Production	Sale	Procurement/ Production	Sale	Procurement/ Production	Sale	Procurement/ Production	Sale
1	Sugarcane crushed (Lac Qtls)	29.96	-	-	-	19.29	-	-	-
2	Sugar recovery %	10.12	-	-	-	10.16	-	-	-
3	Sugar production (Lac Qtls)	2.93	2.32	8931.52	7058.38	1.94	2.12	6171.53	6510.88
4	Molasses Production (Lac Qtls)	1.52	1.70	343.25	381.76	0.95	0.88	669.75	485.69

The Haryana Cooperative Sugar Mills Ltd., Rohtak		
Company Profile		
1.1	Year of Incorporation(Date)	1956
1.2	Act under which incorporated	Haryana Cooperative Societies Act
1.3	Contact details (registered / Corporate Office)	
	1.3.1 Address	The Haryana Coop. Sugar Mills Ltd., Bhali Anandpur, Rohtak
	1.3.2 District	Rohtak
	1.3.3 State	Haryana
	1.3.4 Pin	124001
	1.3.5 URL address, if any	-
	1.3.6 E-mail address, if any	rohtak.sugar@gmail.com rtk.sugar@gmail.com
	1.3.7 Telephone Numbers	01258-250641, 9416302224
	1.3.8 Fax Numbers	01258-250644
<p>Main Objectives:-</p> <p>(1) To manufacture white sugar out of sugarcane.</p> <p>(2) Implementation of welfare schemes for uplift ment of growers/farmers of the region.</p> <p>(3) To undertake measures for development of sugarcane farming including supply of seed, manure, implements, irrigation facilities and other production requisites.</p>		

Haryana Coop. Sugar Mills Rohtak				
Financial data for the years 2018-19 & 2019-20				
Sr. No.	Particulars		Rs. in Lakh	
			2018-19	2019-20
1	Authorised Capital		4544.94	4545.01
2	Paid up share capital			
	2.1	Central Govt.	0.00	0.00
	2.2	State Govt.	4448.68	4448.68
	2.3	Others	96.26	96.33
		Total	4544.94	4545.01
3	Reserves & Surplus		11972.25	12975.81
4	Loans			
	4.1	Central Govt. Loan	0.00	0.00
	4.2	State Govt. Loan	34856.84	43066.84
	4.3	Others	0.00	0.00
	4.4	Working Capital	12781.01	13541.26
		Total	47637.85	56608.10
5	Grant-in-aid		0.00	0.00
6	Current Assets, Loan & Advances		16739.22	16892.82
7	Current Liabilities & Provisions		20157.13	22555.09
8	Net Working Capital		-3417.91	-5662.27
9	Turnover/Revenue			
	9.1	from Govt. assigned activities	0.00	0.00
	9.2	from other core activities	16340.91	15146.14
	9.3	From miscellaneous activities	0.00	0.00
		Total	16340.91	15146.14
10	Profit / Loss (PAIT)			
	10.1	from Govt. assigned activities	-9869.82	-9463.29
	10.2	from other core activities	0.00	0.00
	10.3	From miscellaneous activities	0.00	0.00
		Total	-9869.82	-9463.29
11	Accumulated P/L		-44754.36	-54186.25
12	Dividend paid during the year		0.00	0.00
13	Status of Accounts (Audited upto the year)		2018-19	2019-20
14	Manpower			
	14.1	Sanctioned posts (Nos.)	472	472
	14.2	Filled up posts (Nos.)	340	323
	1	No. of Group A employees	5	5
	2	No. of Group B employees	4	5
	3	No. of Group C employees	160	149
	4	No. of Group D employees	171	164
	A	Total (Regular posts 14.2(1) to 14.2(4))	340	323
	5	No. of Adhoc employees	0	0
	6	No. of contingency paid employees	0	0
	7	No. of work charged employees	99	95
	8	No. of contract employees	12	18
	B	Total (other than regular posts 14.2(5) to 14.2(8))	111	113
	C	Grand total (A+B)	451	436
	14.3	Actual expenditure (including DC)	2556.87	2573.11
Notes:- DC means Diminishing Cadre				

The Haryana Cooperative Sugar Mills Ltd., Rohtak

Physical Performance for the years 2018-19 & 2019-20

Sr. No.	Particulars	2018-19				2019-20			
		Quantity		Amount (Rs. in lakh)		Quantity		Amount (Rs. in lakh)	
		Procurement/ Production	Sale	Procurement/ Production	Sale	Procurement/ Production	Sale	Procurement/ Production	Sale
1	Sugar	528390	475185	475185	14484.64	410200	421732	421732	12837.32
2	Molasses	294960	306310	306310	585.58	232409	242660	242660	1374.32
3.	Power				1150.75				926.30
4.	Other				119.94				8.20
	Total				16340.91				15146.14

Ch. Devi Lal Cooperative Sugar Mills Ltd., Gohana		
Company Profile		
1.1	Year of Incorporation(Date)	06.07.1979
1.2	Act under which incorporated	Cooperative Societies Act,1984
1.3	Contact details (registered / Corporate Office)	
	1.3.1 Address	Ch. Devi Lal Coop. Sugar Mills Ltd., Vill. Ahulana, Gohana (Sonipat)
	1.3.2 District	Sonipat
	1.3.3 State	Haryana
	1.3.4 Pin	131301
	1.3.5 URL address, if any	-
	1.3.6 E-mail address, if any	cdlsmgohana@gmail.com
	1.3.7 Telephone Numbers	01263- 269244
	1.3.8 Fax Numbers	01263-269172
<p>Main Objectives:-</p> <p>(1) To manufacture white sugar out of sugarcane.</p> <p>(2) Implementation of welfare schemes for upliftment of growers/farmers of the region.</p> <p>(3) To undertake measures for development of sugarcane farming including supply of seed, manure, implements, irrigation facilities and other production requisites.</p>		

Ch. Devi Lal Coop. Sugar Mills Ltd. Gohana					
Financial data for the years 2018-19 & 2019-20					
Sr. No.		Particulars		Rs. in Lakh	
				2018-19	2019-20
1	Authorised Capital			6743.27	6759.34
2	Paid up share capital				
	2.1	Central Govt.		0.00	0.00
	2.2	State Govt.		1258.00	1258.00
	2.3	Others		5485.27	5501.34
		Total		6743.27	6759.34
3	Reserves & Surplus			5834.82	5953.16
4	Loans				
	4.1	Central Govt. Loan		0.00	0.00
	4.2	State Govt. Loan		16764.29	20719.29
	4.3	Others		39.79	1183.82
	4.4	Working Capital		7808.83	7831.54
		Total		24612.91	29734.65
5	Grant-in-aid			0.00	0.00
6	Current Assets, Loan & Advances			11167.45	11810.05
7	Current Liabilities & Provisions			10220.42	10354.33
8	Net Working Capital			947.03	1455.72
9	Turnover/Revenue				
	9.1	from Govt. assigned activities		0.00	0.00
	9.2	from other core activities		9511.76	11228.80
	9.3	From miscellaneous activities		0.00	0.00
		Total		9511.76	11228.80
10	Profit / Loss (PAIT)				
	10.1	from Govt. assigned activities		0.00	0.00
	10.2	from other core activities		-6192.21	-4555.06
	10.3	From miscellaneous activities		0.00	0.00
		Total		-6192.21	-4555.06
11	Accumulated P/L			-29370.88	-33925.94
12	Dividend paid during the year			0	0
13	Status of Accounts (Audited upto the year)			2017-18	2017-18
14	Manpower				
	14.1	Sanctioned posts (Nos.)		460	460
	14.2	Filled up posts (Nos.)			
	1	No. of Group A employees		2	3
	2	No. of Group B employees		2	2
	3	No. of Group C employees		207	201
	4	No. of Group D employees		157	151
	A	Total (Regular posts 14.2(1) to 14.2(4)		368	357
	5	No. of Adhoc employees		0	0
	6	No. of contingency paid employees		0	0
	7	No. of work charged employees		0	0
	8	No. of contract employees		0	0
	B	Total (other than regular posts 14.2(5) to 14.2(8)		0	0
	C	Grand total (A+B)		368	357
	14.3	Actual expenditure (including DC)		2116.99	2297.73
Notes:- DC means Diminishing Cadre					

Ch. Devi Lal Cooperative Sugar Mills Ltd., Gohana									
Physical Performance for the years 2018-19 & 2019-20									
Sr. No.	Particulars	2018-19				2019-20			
		Quantity (in Qtls)		Amount (Rs. in lakh)		Quantity (in Qtls)		Amount (Rs. in lakh)	
		Procurement/ Production	Sale	Procurement/ Production	Sale	Procurement/ Production	Sale	Procurement/ Production	Sale
1	Sugar	389330	288491	-	8869.82	326165	324159	-	9914.16
2	Molasses	207500	181594.35	-	413.02	171800	183552.85	-	1233.78
3	Bagasse	65918.05	65918.05	-	91.21	7374.90	7374.90	-	12.12

Haryana State Federation of Cooperative Sugar Mills Ltd.			
Company Profile			
1.1	Year of Incorporation(Date)		26.10.1966
1.2	Act under which incorporated		Cooperative Societies Act,1984
1.3	Contact details (registered / Corporate Office)		
	1.3.1	Address	Bay No. 49-52, Sector-2, Panchkula.
	1.3.2	District	Panchkula
	1.3.3	State	Haryana
	1.3.4	Pin	134109
	1.3.5	URL address, if any	-
	1.3.6	E-mail address, if any	haryanasugarfed@gmail.com
	1.3.7	Telephone Numbers	0172-2590821- 822
	1.3.8	Fax Numbers	0172- 2590701
Main Objectives:- The objectives of the federation are to co-ordinate and facilitate the working of affiliated cooperative sugar mills and to assist in the promotion and organization of new cooperative sugar mills in Haryana.			

Haryana State Coop. Sugar Mills Ltd. (Sugar Federation)				
Financial data for the years 2018-19 & 2019-20				
Sr. No.	Particulars		Rs. in Lakh	
			2018-19	2019-20
1	Authorised Capital		0.00	0.00
2	Paid up share capital			
	2.1	Central Govt.	0.00	0.00
	2.2	State Govt.	114.10	111.07
	2.3	Others	1.10	1.10
		Total	115.20	112.17
3	Reserves & Surplus		104.91	118.29
4	Loans			
	4.1	Central Govt. Loan	0.00	0.00
	4.2	State Govt. Loan	0.00	0.00
	4.3	Others	0.00	0.00
	4.4	Working Capital	0.00	0.00
		Total	0.00	0.00
5	Grant-in-aid		0.00	0.00
6	Current Assets, Loan & Advances		632.31	685.77
7	Current Liabilities & Provisions		689.65	574.47
8	Net Working Capital		-57.34	111.30
9	Turnover/Revenue			
	9.1	from Govt. assigned activities	0.00	0.00
	9.2	from other core activities	0.00	0.00
	9.3	From miscellaneous activities	0.00	0.00
		Total	0.00	0.00
10	Profit / Loss (PAIT) *			
	10.1	Total income	0.00	0.00
	10.2	Total expenditure	0.00	0.00
	10.3	Profit/loss	0.00	0.00
		Total	0.00	0.00
11	Accumulated P/L		0.00	0.00
12	Dividend paid during the year		0.00	0.00
13	Status of Accounts (Audited upto the year)		2018-19	2019-20
14	Manpower			
	14.1	Sanctioned posts (Nos.)	53	53
	14.2	Filled up posts (Nos.)		
	1	No. of Group A employees	3	3
	2	No. of Group B employees	3	3
	3	No. of Group C employees	23	21
	4	No. of Group D employees	12	12
	A	Total (Regular posts 14.2(1) to 14.2(4))	41	39
	5	No. of Adhoc employees	0	0
	6	No. of contingency paid employees	0	0
	7	No. of work charged employees	0	0
	8	No. of contract employees	3	3
	B	Total (other than regular posts 14.2(5) to 14.2(8))	3	3
	C	Grand total (A+B)	44	42
	14.3	Actual expenditure (including DC)	411.75	480.52
Notes:- DC means Diminishing Cadre				
Notes:-* The Federation is working on no profit no loss basis				

Haryana State Federation of Consumers Cooperative Wholesale Stores Ltd. (CONFED)		
	Company Profile	
1.1	Year of Incorporation(Date)	1.10.1966
1.2	Act under which incorporated	Cooperative Societies Act.,1984
1.3	Contact details (registered / Corporate Office)	
	1.3.1	Address
	1.3.2	District
	1.3.3	State
	1.3.4	Pin
	1.3.5	URL address, if any
	1.3.6	E-mail address, if any
	1.3.7	Telephone Numbers
	1.3.8	Fax Numbers
<p>Main Objectives:-</p> <p>(1) To make bulk procurement of consumer goods from within the state and other state(s) for sale and supply to affiliated societies/stores and arrange for proper storage, packing, grading and transport of such goods.</p> <p>(2) To function as an agent of government and its under takings in public, private and cooperative sector for the distribution of controlled and other consumer goods and to import consumer goods from abroad in suitable circumstances on behalf of affiliated societies and other cooperatives.</p>		

Haryana State Federation of Consumers Coop Wholesale Ltd. (CONFED)				
Financial data for the years 2018-19 & 2019-20				
Sr. No.	Particulars			Rs. in Lakh
			2018-19	2019-20
1	Authorised Capital			3000.00
2	Paid up share capital			
	2.1	Central Govt.	0.00	0.00
	2.2	State Govt.	408.42	408.42
	2.3	Others	5.14	5.14
		Total	413.56	413.56
3	Reserves & Surplus			6880.80
4	Loans			
	4.1	Central Govt. Loan	0.00	0.00
	4.2	State Govt. Loan	0.00	0.00
	4.3	Others	0.00	0.00
	4.4	Working Capital	11318.11	12096.67
		Total	11318.11	12096.67
5	Grant-in-aid			0.00
6	Current Assets, Loan & Advances			26865.27
7	Current Liabilities & Provisions			15547.16
8	Net Working Capital			11318.11
9	Turnover/Revenue			
	9.1	from Govt. assigned activities	42565.94	52130.69
	9.2	from other core activities	0.00	0.00
	9.3	From miscellaneous activities	0.00	0.00
		Total	42565.94	52130.69
10	Profit / Loss (PAIT)			
	10.1	from Govt. assigned activities	1296.39	1750.85
	10.2	from other core activities	0.00	0.00
	10.3	From miscellaneous activities	0.00	0.00
		Total	1296.39	1750.85
11	Accumulated P/L			6077.58
12	Dividend paid during the year			0.00
13	Status of Accounts (Audited upto the year)			2014-15
14	Manpower			
	14.1	Sanctioned posts (Nos.)	317	317
	14.2	Filled up posts (Nos.)		
	1	No. of Group A employees	1	1
	2	No. of Group B employees	1	1
	3	No. of Group C employees	23	16
	4	No. of Group D employees	37	31
	A	Total (Regular posts 14.2(1) to 14.2(4))	62	49
	5	No. of Adhoc employees	0	0
	6	No. of contingency paid employees	0	0
	7	No. of work charged employees	0	0
	8	No. of contract employees	92	105
	B	Total (other than regular posts 14.2(5) to 14.2(8))	92	105
	C	Grand total (A+B)	154	154
	14.3	Actual expenditure (including DC)	635.11	732.11
Notes:- DC means Diminishing Cadre				

Haryana State Federation of Consumers Cooperative Wholesale Stores Ltd. (CONFED)

Physical Performance for the years 2018-19 & 2019-20

Sr. No.	Particulars	2018-19				2019-20			
		Quantity		Amount (Rs. in lakh)		Quantity		Amount (Rs. in lakh)	
		Procurement/ Production	Sale	Procurement/ Production	Sale	Procurement/ Production	Sale	Procurement/ Production	Sale
1.	Wheat (Mandi Proc) (Lac. MT)	0.00	0.00	0.00	0.00	0.00	0.00	0.00	254.81
2.	Paddy * (Mandi Proc) (Lac. MT)	0.00	0.00	0.00	105.17	0.00	0.00	0.00	159.64
3.	PDS Items (Lac. MT)	68.95	68.95	34506.86	40023.04	74.76	74.41	42881.85	50620.95
4.	LPG (in No. In lacs)	3.65	3.65	2275.78	2437.72	1.64	1.64	1022.54	1095.290

The Haryana State Cooperative Apex Bank Ltd.		
Company Profile		
1.1	Year of Incorporation(Date)	01.11.1966
1.2	Act under which incorporated	Cooperative Societies Act, 1984
1.3	Contact details (registered / Corporate Office)	
	1.3.1 Address	SCO 78-80, Sector 17-B, Chandigarh
	1.3.2 District	-
	1.3.3 State	UT, Chandigarh
	1.3.4 Pin	160017
	1.3.5 URL address, if any	-
	1.3.6 E-mail address, if any	harcobank@yahoo.com
	1.3.7 Telephone Numbers	0172-2714520
	1.3.8 Fax Numbers	0172-2704349
<p>Main Objectives:-</p> <ol style="list-style-type: none"> 1.) To provide credit and Banking facilities to the members and non-members. 2.) Better resource mobilization. 3.) To act as apex financing institution for Central Cooperative Banks. 4.) To lay quality standards and its monitoring for effective functioning of HSCB and Central Cooperative Banks. 5.) To improve human resource development. 6.) To implement Core Banking Solution (CBS) in Apex Bank as well as Central Coop. Banks. 7.) To facilitate Central Cooperative Banks for timely receipt of interest subvention claims from NABARD/Govt. of India. 8.) To improve the financial position of the Primary Agricultural Co-operative Societies (PACS) in the State. 		

Haryana State Coop Apex Bank.(HARCO Bank)				
Financial data for the years 2018-19 & 2019-20				
Sr. No.	Particulars		Rs. in Lakh	
			2018-19	2019-20
1	Authorised Capital		40000.00	40000.00
2	Paid up share capital			
	2.1	Central Govt.	0.00	0.00
	2.2	State Govt.	8969.40	11829.40
	2.3	Others	15566.82	15731.56
		Total	24536.22	27560.96
3	Reserves & Surplus		67260.30	68083.24
4	Loans			
	4.1	Central Govt. Loan	0.00	0.00
	4.2	State Govt. Loan	0.00	0.00
	4.3	Others	466395.56	435239.92
	4.4	Working Capital	0.00	0.00
		Total	466395.56	435239.92
5	Grant-in-aid			
6	Current Assets, Loan & Advances		843248.24	915986.71
7	Current Liabilities & Provisions		748263.51	815192.34
8	Net Working Capital		94984.73	100794.37
9	Turnover/Revenue			
	9.1	from Govt. assigned activities	0.00	0.00
	9.2	from other core activities	52357.72	56262.35
	9.3	From miscellaneous activities	0.00	0.00
		Total	52357.72	56262.35
10	Profit / Loss (PAIT)			
	10.1	from Govt. assigned activities	0.00	0.00
	10.2	from other core activities	3187.71	5150.17
	10.3	From miscellaneous activities	0.00	0.00
		Total	3187.71	5150.17
11	Accumulated P/L		3187.71	5150.17
12	Dividend paid during the year		0.00	0.00
13	Status of Accounts (Audited upto the year)		2018-19	2019-20
14	Manpower			
	14.1	Sanctioned posts (Nos.)	593	593
	14.2	Filled up posts (Nos.)		
	1	No. of Group A employees	41	40
	2	No. of Group B employees	86	76
	3	No. of Group C employees	140	133
	4	No. of Group D employees	51	44
	A	Total (Regular posts 14.2(1) to 14.2(4)	318	293
	5	No. of Adhoc employees	14	14
	6	No. of contingency paid employees	0	0
	7	No. of work charged employees	0	0
	8	No. of contract employees	52	45
	B	Total (other than regular posts 14.2(5) to 14.2(8)	66	59
	C	Grand total (A+B)	384	352
	14.3	Actual expenditure (including DC)	3351.13	3101.10
Notes:- DC means Diminishing Cadre				

The Haryana State Cooperative Apex Bank Ltd.			
Physical Performance for the years 2018-19 & 2019-20			
Sr. No	Particulars	2018-19	2019-20
1	Deposits	268270.00	363283.80
2	Borrowings	466396.00	435239.93
3	Loan Issued	731305.00	903657.00
4	Loan Outstanding	674865.00	683608.89
5	Recoveries %	99.99%	99.99%

The Haryana State Cooperative Agriculture and Rural Development Bank Ltd.		
Company Profile		
1.1	Year of Incorporation(Date)	01.11.1966
1.2	Act under which incorporated	Cooperative Societies Act,1984
1.3	Contact details (registered / Corporate Office)	
	1.3.1 Address	Shakarita Bhawan, Bays No. 31-34, Sector 2, Panchkula.
	1.3.2 District	Panchkula
	1.3.3 State	Haryana
	1.3.4 Pin	-
	1.3.5 URL address, if any	www.haryana.card bank.com .
	1.3.6 E-mail address, if any	www.incharge.finance@gmail.com
	1.3.7 Telephone Numbers	0172-2587040, 2587041
	1.3.8 Fax Numbers	0172-2587069
<p>Main Objectives:-</p> <p>The main objective of the bank is purveyance of long term credit to agriculturists through District Primary Agriculture and Rural Development Banks (DPCARDBs) and their branches. HSCARDB acts as an Apex Institution both for providing long-term finance and for coordinating the functions of DPCARDBs and their branches.</p>		

Haryana State Cooperative Agriculture & Rural Development Bank(HSCA&RDB)					
Financial data for the years 2018-19 & 2019-20					
Sr. No.	Particulars			Rs. in Lakh	
				2018-19	2019-20
1	Authorised Capital			16000.00	16000.00
2	Paid up share capital				
	2.1	Central Govt.		0.00	0.00
	2.2	State Govt.		1465.00	1315.00
	2.3	Others		3044.36	3046.02
		Total		4509.36	4361.02
3	Reserves & Surplus			45602.30	51117.60
4	Loans				
	4.1	Central Govt. Loan		3441.13	3441.13
	4.2	State Govt. Loan		73213.88	82985.22
	4.3	Others		80704.63	-86426.35
	4.4	Working Capital		290923.72	277221.88
		Total		448283.36	277221.88
5	Grant-in-aid			10000.00	10000.00
6	Current Assets, Loan & Advances			265977.64	261872.64
7	Current Liabilities & Provisions			265801.87	249789.30
8	Net Working Capital			175.77	12083.34
9	Turnover/Revenue				
	9.1	from Govt. assigned activities		0.00	0.00
	9.2	from other core activities		16645.08	20994.47
	9.3	From miscellaneous activities		0.00	0.00
		Total		16645.08	20994.47
10	Profit / Loss (PAIT)				
	10.1	from Govt. assigned activities		0.00	0.00
	10.2	from other core activities		-7638.23	6392.30
	10.3	From miscellaneous activities		0.00	0.00
		Total		-7638.23	6392.30
11	Accumulated P/L			-45426.53	-39034.23
12	Dividend paid during the year			0.00	0.00
13	Status of Accounts (Audited upto the year)			2018-19	2019-20
14	Manpower				
	14.1	Sanctioned posts (Nos.)		2031	2031
	14.2	Filled up posts (Nos.)			
		1	No. of Group A employees	11	10
		2	No. of Group B employees	42	30
		3	No. of Group C employees	537	503
		4	No. of Group D employees	264	233
		A	Total (Regular posts 14.2(1) to 14.2(4)	841	776
		5	No. of Adhoc employees	13	13
		6	No. of contingency paid employees	0	0
		7	No. of work charged employees	0	0
		8	No. of contract employees	6	9
		B	Total (other than regular posts 14.2(5) to 14.2(8)	19	22
		C	Grand total (A+B)	860	798
	14.3	Actual expenditure (including DC)		8856.05	8128.04
Notes:- DC means Diminishing Cadre					

The Haryana State Cooperative Agriculture and Rural Development Bank Ltd.					
Physical Performance for the years 2018-19 & 2019-20					
Sr. No.	Particulars	2018-19		2019-20	
		Loan Advanced			
		No. of beneficiaries	Amount (Rs. in lakh)	No. of beneficiaries	Amount (Rs. in lakh)
1	Minor Irrigation	161	694.66	705	3364.03
2	Farm Mechanization	1	4.00	27	78.50
3	Land Development	45	158.60	307	1381.65
4	Dairy Development	34	140.48	99	429.15
5	Hort./Farm Forestry	33	191.50	180	893.30
6	Rural Housing	27	84.85	163	440.45
7	Non Farm Sector	266	1251.75	413	1858.12
8	Purchase of Land	11	61.50	21	133.80
9	Rural Godowns	00	1.50	0	0.00
10	Others (incl. Ord. Prog.)	14	54.75	89	369.45
	Total	592	2643.59	2004	8948.45

The Haryana State Cooperative Development Federation Ltd. (HARCOFED)

Company Profile

1.1	Year of Incorporation(Date)	1.11.1966
1.2	Act under which incorporated	Cooperative Societies Act,1984
1.3	Contact details (registered / Corporate Office)	
	1.3.1 Address	Bays 49-52, Sector 2
	1.3.2 District	Panchkula
	1.3.3 State	Haryana
	1.3.4 Pin	134139
	1.3.5 URL address, if any	-
	1.3.6 E-mail address, if any	harcofed@ymail.com
	1.3.7 Telephone Numbers	0172-2560340
	1.3.8 Fax Numbers	0172-2560332

Main Objectives:-

HARCOFED is primarily an educational institution entrusted with responsibility of imparting education and training to committee members, members, prospective members, young leaders and employees of co-operative institutions in Haryana state. Besides, being the mouthpiece of co-operative movement in the state, it is also one of its primary objectives to publicise the activities and achievements of various co-operative institutions.

Haryana State Coop. Development Federation Ltd. (HARCOFED)				
Financial data for the years 2018-19 & 2019-20				
Sr. No.	Particulars			Rs. in Lakh
			2018-19	2019-20
1	Authorised Capital			0.00
2	Paid up share capital			
	2.1	Central Govt.	0.00	0.00
	2.2	State Govt.	245.00	223.80
	2.3	Others	2.28	2.33
		Total	247.28	226.13
3	Reserves & Surplus			212.52
4	Loans			
	4.1	Central Govt. Loan	0.00	0.00
	4.2	State Govt. Loan	0.00	0.00
	4.3	Others	0.00	0.00
	4.4	Working Capital	0.00	0.00
		Total	0.00	0.00
5	Grant-in-aid			545.00
6	Current Assets, Loan & Advances			780.77
7	Current Liabilities & Provisions			1013.55
8	Net Working Capital			-232.78
9	Turnover/Revenue			
	9.1	from Govt. assigned activities	168.44	214.92
	9.2	from other core activities	0.00	0.00
	9.3	From miscellaneous activities	0.00	0.00
		Total	168.44	214.92
10	Profit / Loss (PAIT)			
	10.1	from Govt. assigned activities	0.00	0.00
	10.2	from other core activities	0.00	0.00
	10.3	From miscellaneous activities	54.86	32.72
		Total	54.86	32.72
11	Accumulated P/L			179.79
12	Dividend paid during the year			0.00
13	Status of Accounts (Audited upto the year)			2018-19
14	Manpower			2018-19
	14.1	Sanctioned posts (Nos.)	144	144
	14.2	Filled up posts (Nos.)		
		1 No. of Group A employees	0	0
		2 No. of Group B employees	0	0
		3 No. of Group C employees	10	12
		4 No. of Group D employees	18	16
		A Total (Regular posts 14.2(1) to 14.2(4))	28	28
		5 No. of Adhoc employees	0	0
		6 No. of contingency paid employees	0	0
		7 No. of work charged employees	0	0
		8 No. of contract employees	0	0
		B Total (other than regular posts 14.2(5) to 14.2(8))	0	0
		C Grand total (A+B)	28	28
	14.3	Actual expenditure (including DC)	640.76	487.07
Notes:- DC means Diminishing Cadre				

The Haryana State Cooperative Development Federation Ltd. (HARCOFED)									
Physical Performance for the years 2018-19 & 2019-20									
Sr. No.	Particulars	2018-19				2019-20			
		Quantity		Amount (Rs. In lakh)		Quantity		Amount (Rs. in lakh)	
		Production	Sale	Production	Sale	Production	Sale	Production	Sale
1	Production and Sale of stationery			1.42	1.73			1.76	2.45

Haryana Dairy Development Cooperative Federation Ltd.		
Company Profile		
1.1	Year of Incorporation(Date)	1977
1.2	Act under which incorporated	Cooperative Societies Act,1984
1.3	Contact details (registered / Corporate Office)	
	1.3.1 Address	Bay No. 21-22, Sector 2, Panchkula
	1.3.2 District	Panchkula
	1.3.3 State	Haryana
	1.3.4 Pin	134112
	1.3.5 URL address, if any	www.vitaindia.com
	1.3.6 E-mail address, if any	vita india@gmail.com
	1.3.7 Telephone Numbers	0172- 2586826, 2585159
	1.3.8 Fax Numbers	0172-2587527
<p>Main Objectives:-</p> <p>Haryana Dairy Development Cooperative Limited is an apex body for its affiliated milk unions. Its objective is to promote economic interest of milk producers of Haryana State particularly belonging to economically weaker section thereof, by purchase and processing of milk into milk products and marketing thereof by itself and/or through milk unions and by undertaking allied activities as are conducive for the promotion of dairy industry such as improvement of milch cattle and promotion of milk production.</p> <p>In addition, the federation provides technical guidance & financial assistance to its affiliated milk unions.</p>		

Haryana Dairy Development Coop Federation Ltd. (HDDCF)					
Financial data for the years 2018-19 & 2019-20					
Sr. No.	Particulars			Rs. in Lakh	
				2018-19	2019-20
1	Authorised Capital			4000.00	4000.00
2	Paid up share capital				
	2.1	Central Govt.		0.00	0.00
	2.2	State Govt.		2220.34	2217.84
	2.3	Others		849.58	849.58
		Total		3069.92	3067.42
3	Reserves & Surplus			1695.88	2338.88
4	Loans				
	4.1	Central Govt. Loan		0.00	0.00
	4.2	State Govt. Loan		0.00	0.00
	4.3	Others		0.00	0.00
	4.4	Working Capital		0.00	0.00
		Total		0.00	0.00
5	Grant-in-aid			0.00	0.00
6	Current Assets, Loan & Advances			5539.40	7796.14
7	Current Liabilities & Provisions			1008.81	2641.48
8	Net Working Capital			4530.59	5154.66
9	Turnover/Revenue				
	9.1	from Govt. assigned activities		0.00	0.00
	9.2	from other core activities		723.69	458.87
	9.3	From miscellaneous activities		0.00	0.00
		Total		723.69	458.87
10	Profit / Loss (PAIT)				
	10.1	from Govt. assigned activities		0.00	0.00
	10.2	from other core activities		314.99	26.90
	10.3	From miscellaneous activities		0.00	0.00
		Total		314.99	26.90
11	Accumulated P/L			1493.02	1519.92
12	Dividend paid during the year			0.00	0.00
13	Status of Accounts (Audited upto the year)			2017-18	2017-18
14	Manpower				
	14.1	Sanctioned posts (Nos.)		969	970
	14.2	Filled up posts (Nos.)			
		1	No. of Group A employees	7	6
		2	No. of Group B employees	5	7
		3	No. of Group C employees	208	184
		4	No. of Group D employees	75	63
		A	Total (Regular posts 14.2(1) to 14.2(4))	295	260
		5	No. of Adhoc employees	0	0
		6	No. of contingency paid employees	3	3
		7	No. of work charged employees	0	0
		8	No. of contract employees	2048	2009
		B	Total (other than regular posts 14.2(5) to 14.2(8))	2051	2012
		C	Grand total (A+B)	2346	2272
	14.3	Actual expenditure (including DC)		234.35	234.56
Notes:- DC means Diminishing Cadre					

Haryana Dairy Development Cooperative Federation Ltd.

Physical Performance for the years 2018-19 & 2019-20

Sr. No.	Particulars	2018-19				2019-20			
		Quantity		Amount (Rs. in lakh)		Quantity		Amount (Rs. in lakh)	
		Procurement/ Production	Sale	Procurement/ Production	Sale	Procurement/ Production	Sale	Procurement/ Production	Sale
1	Liquid Milk (lac ltrs.)	1632.80	1099.88	104476.00	105632.00	1688.28	1222.72	111049.92	112199.93
2	Ghee (MT)	5248.22	5125.76			5018.76	5363.44		
3	Butter (MT)	210.35	193.10			195.87	180.28		
4	Paneer (MT)	626.19	624.27			730.38	731.74		
5	Dahi (MT)	3912.36	3850			5920.13	5921.22		
6	Lassi (MT)	10466.49	10198.51			14478.09	14478.57		
7	SFM (MT)	331.28	315.38			429.52	429.56		

The Haryana State Cooperative Labour & Construction Federation Ltd.

Company Profile

1.1	Year of Incorporation(Date)	24.10.1966
1.2	Act under which incorporated	Cooperative Societies Act, 1984
1.3	Contact details (registered / Corporate Office)	
	1.3.1 Address	Bay No. 23-24, Sector 2, Panchkula
	1.3.2 District	Panchkula
	1.3.3 State	Haryana
	1.3.4 Pin	134109
	1.3.5 URL address, if any	-
	1.3.6 E-mail address, if any	hrylabourfed@gmail.com
	1.3.7 Telephone Numbers	0172-2572625, 2584623
	1.3.8 Fax Numbers	0172-2572625

Main Objectives:-

The objects of the federation shall be economic and social well-being and advancement of the labourers and for this purposes to organize, promote, co-ordinate help and develop the working of labour cooperatives.

Haryana State Coop. Labour & Construction Federation Ltd. (L/C Federation)				
Financial data for the years 2018-19 & 2019-20				
Sr. No.	Particulars			Rs. in Lakh
			2018-19	2019-20
1	Authorised Capital			500.00
2	Paid up share capital			
	2.1	Central Govt.	0.00	0.00
	2.2	State Govt.	485.04	436.64
	2.3	Others	0.86	0.86
		Total	485.90	437.50
3	Reserves & Surplus			2411.70
4	Loans			
	4.1	Central Govt. Loan	0.00	0.00
	4.2	State Govt. Loan	0.00	0.00
	4.3	Others	0.00	0.00
	4.4	Working Capital	2797.19	3060.42
		Total	2797.19	3060.42
5	Grant-in-aid			0.00
6	Current Assets, Loan & Advances			3567.11
7	Current Liabilities & Provisions			528.77
8	Net Working Capital			3038.34
9	Turnover/Revenue			
	9.1	from Govt. assigned activities	3794.23	3852.78
	9.2	from other core activities	0.00	0.00
	9.3	From miscellaneous activities	0.00	0.00
		Total	3794.23	3852.78
10	Profit / Loss (PAIT)			
	10.1	from Govt. assigned activities	153.57	166.31
	10.2	from other core activities	0.00	0.00
	10.3	From miscellaneous activities	0.00	0.00
		Total	153.57	166.31
11	Accumulated P/L			367.85
12	Dividend paid during the year			0.00
13	Status of Accounts (Audited upto the year)			2014-15
14	Manpower			
	14.1	Sanctioned posts (Nos.)	137	137
	14.2	Filled up posts (Nos.)		
	1	No. of Group A employees	1	1
	2	No. of Group B employees	2	2
	3	No. of Group C employees	23	23
	4	No. of Group D employees	25	27
	A	Total (Regular posts 14.2(1) to 14.2(4))	51	53
	5	No. of Adhoc employees	0	0
	6	No. of contingency paid employees	0	0
	7	No. of work charged employees	0	0
	8	No. of contract employees	37	45
	B	Total (other than regular posts 14.2(5) to 14.2(8))	37	45
	C	Grand total (A+B)	88	98
	14.3	Actual expenditure (including DC)	509.24	475.41
Notes:- DC means Diminishing Cadre				

The Haryana State Cooperative Labour & Construction Federation Ltd.

Physical Performance for the years 2018-19 & 2019-20

Sr. No.	Particulars	2018-19				2019-20			
		Quantity		Amount (Rs. in lakh)		Quantity		Amount (Rs. in lakh)	
		Production	Sale	Production	Sale	Production	Sale	Production	Sale
1	No. of Societies	8040	-	-	-	7905	-	-	-
2	Work executed by L&C Societies	-	-	46855.29	-	-	-	51141.52	-
3	Contribution from Societies	-	-	529.63	-	-	-	510.56	-
4	Works executed under supervision of the Federation	-	-	307.65	-	-	-	448.52	-
5	Supervision charges	-	-	6.36	-	-	-	21.72	-

The Haryana State Cooperative Housing Federation Ltd.		
Company Profile		
1.1	Year of Incorporation(Date)	7.06.1973
1.2	Act under which incorporated	Cooperative Societies Act,1984
1.3	Contact details (registered / Corporate Office)	The Haryana State Cooperative Housing Federation Ltd., Bays No. 49-52, Sector 2, Panchkula (Haryana)
	1.3.1	Address
	1.3.2	District
	1.3.3	State
	1.3.4	Pin
	1.3.5	URL address, if any
	1.3.6	E-mail address, if any
	1.3.7	Telephone Numbers
	1.3.8	Fax Numbers
<p>Main Objectives:-</p> <p>i) To grant loans or advances for construction of new houses and shop-cum-flats.</p> <p>ii) To acquire, purchase and hire land to develop it into plots and to construct houses on it.</p> <p>iii) To arrange bulk purchases of building materials.</p> <p>iv) To facilitate the working of primary cooperative house building societies.</p>		

Haryana State Coop. Housing Federation Ltd. (HSCHF)				
Financial data for the years 2018-19 & 2019-20				
Sr. No.	Particulars		Rs. in Lakh	
			2018-19	2019-20
1	Authorised Capital		10000.00	10000.00
2	Paid up share capital			
	2.1	Central Govt.	0.00	0.00
	2.2	State Govt.	4924.76	4351.68
	2.3	Others	301.28	299.79
		Total	5226.04	4651.47
3	Reserves & Surplus		87.83	96.74
4	Loans			
	4.1	Central Govt. Loan	0.00	0.00
	4.2	State Govt. Loan	1286.40	1255.76
	4.3	Others	4239.62	4239.62
	4.4	Working Capital	9861.93	9905.43
		Total	15387.95	15400.81
5	Grant-in-aid		0.00	0.00
6	Current Assets, Loan & Advances		9956.36	9959.87
7	Current Liabilities & Provisions		94.43	54.44
8	Net Working Capital		9861.93	9905.43
9	Turnover/Revenue			
	9.1	from Govt. assigned activities	0.00	0.00
	9.2	from other core activities	949.52	1008.85
	9.3	From miscellaneous activities	0.00	0.00
		Total	949.52	1008.85
10	Profit / Loss (PAIT)			
	10.1	from Govt. assigned activities	0.00	0.00
	10.2	from other core activities	154.00	213.86
	10.3	From miscellaneous activities	0.00	0.00
		Total	154.00	213.86
11	Accumulated P/L		217.29	431.15
12	Dividend paid during the year		0.00	0.00
13	Status of Accounts (Audited upto the year)		2018-19	2018-19
14	Manpower			
	14.1	Sanctioned posts (Nos.)	47	47
	14.2	Filled up posts (Nos.)		
	1	No. of Group A employees	1	1
	2	No. of Group B employees	0	0
	3	No. of Group C employees	23	20
	4	No. of Group D employees	4	6
	A	Total (Regular posts 14.2(1) to 14.2(4))	28	27
	5	No. of Adhoc employees	0	0
	6	No. of contingency paid employees	6	8
	7	No. of work charged employees	0	0
	8	No. of contract employees	1	1
	B	Total (other than regular posts 14.2(5) to 14.2(8))	7	9
	C	Grand total (A+B)	35	36
	14.3	Actual expenditure (including DC)	227.63	254.63
Notes:- DC means Diminishing Cadre				

The Haryana State Cooperative Housing Federation Ltd.					
Physical Performance for the years 2018-19 & 2019-20					
Sr. No.	Particulars	2018-19		2019-20	
		Quantity	Amount (Rs. in lakh)	Quantity	Amount (Rs. in lakh)
1	Loan advances	-	172.80	-	114.40
2	No. of houses constructed	33	-	23	-
3	Recovery of loan	-	369.40	-	336.40