



Ministry of Health and Family Welfare



India's Cumulative COVID-19 Vaccination Coverage exceeds 143.15 Cr



in More than 64 Lakh doses administered in the last 24 hours

Recovery Rate currently at 98.40% is highest since March 2020

9,195 New Cases reported in the last 24 hours

India's Active Caseload currently stands at 77,002

Weekly Positivity Rate (0.68%) less than 1% for last 45 days

Posted On: 29 DEC 2021 9:50AM by PIB Delhi

With the administration of **64,61,321** vaccine doses in the last 24 hours, India's COVID-19 vaccination coverage has exceeded **143.15 Cr (1,43,15,35,641)** as per provisional reports till 7 am today. This has been achieved through 1,52,69,126 sessions.

The break-up of the cumulative figure as per the provisional report till 7 am today include:

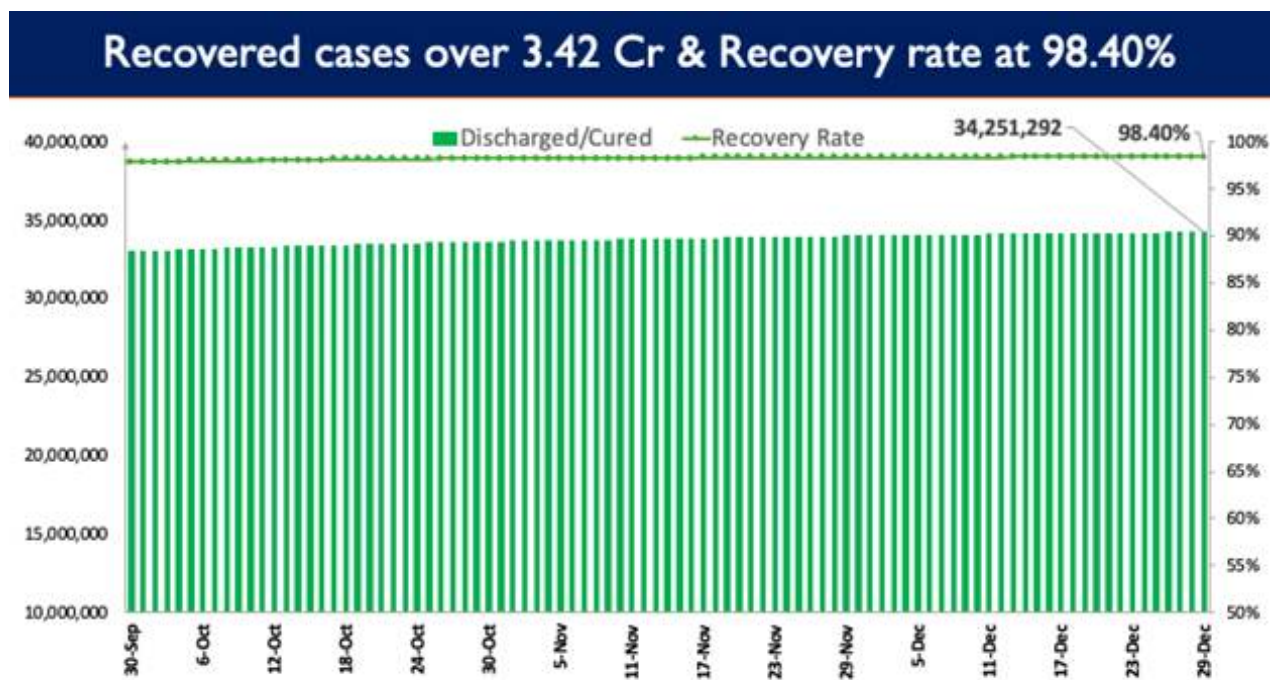
HCWs	1 st Dose	1,03,87,197
	2 nd Dose	96,94,283



FLWs	1 st Dose	1,83,85,217
	2 nd Dose	1,68,62,710
Age Group 18-44 years	1 st Dose	49,64,04,904
	2 nd Dose	32,31,01,947
Age Group 45-59 years	1 st Dose	19,38,12,980
	2 nd Dose	14,80,52,758
Over 60 years	1 st Dose	12,09,96,702
	2 nd Dose	9,38,36,943
Total		1,43,15,35,641

The recovery of **7,347** patients in the last 24 hours has increased the cumulative tally of recovered patients (since the beginning of the pandemic) to **3,42,51,292**.

Consequently, India's recovery rate stands at **98.40%**, highest since March 2020.



Sustained and collaborative efforts by the Centre and the States/UTs continue the trend of less than 15,000 Daily New Cases that is being reported for last 62 days now.

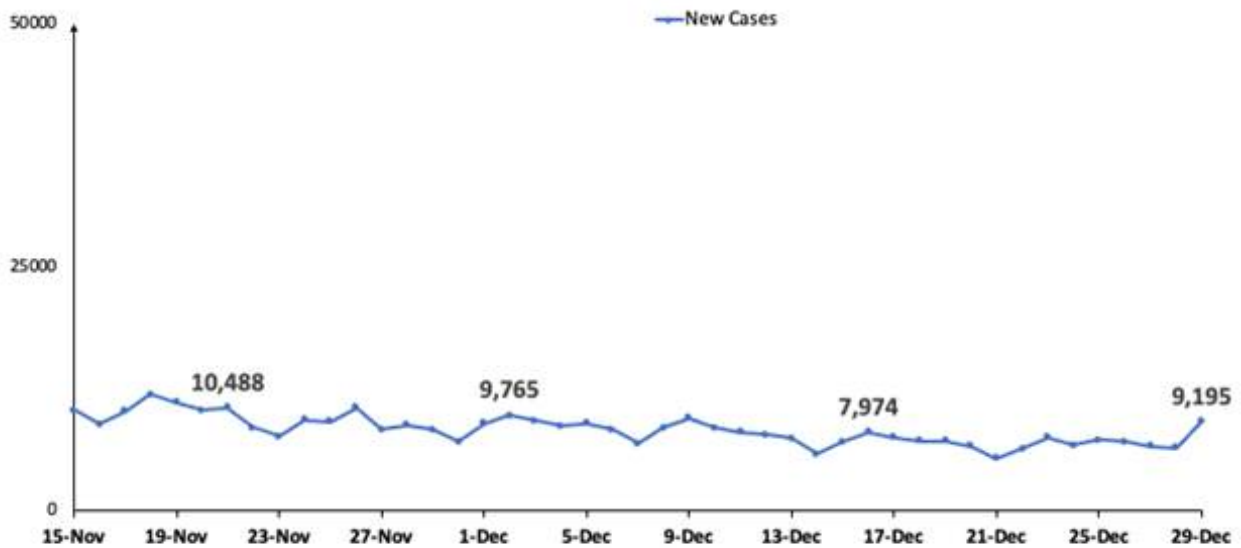
9,195 new cases were reported in the last 24 hours.

f



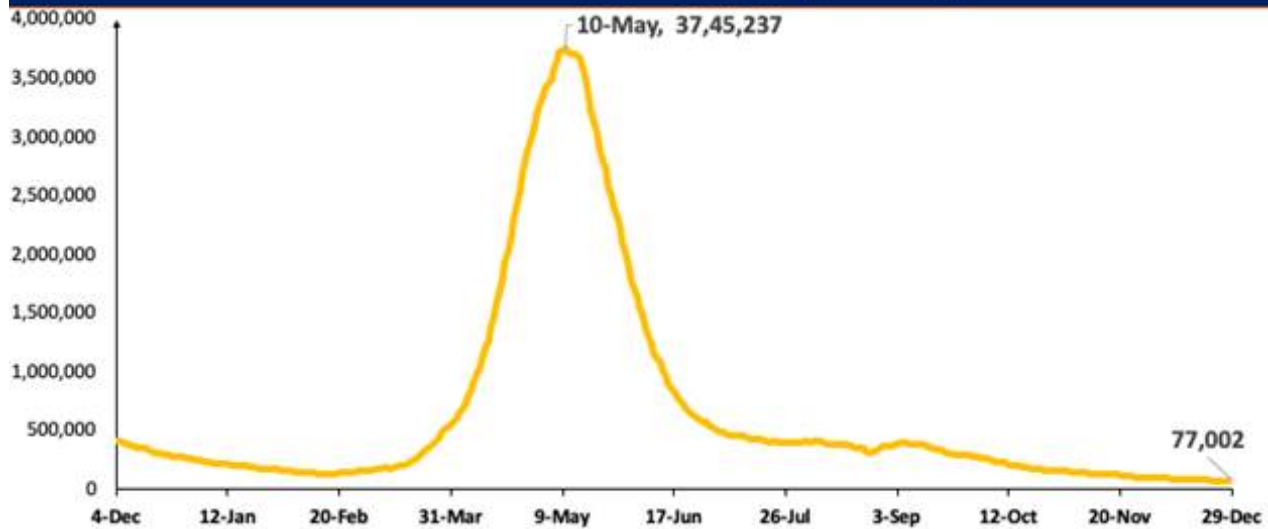
in

9K New Cases reported in last 24 hrs



India's Active Caseload is presently at **77,002**. Active cases constitute **0.22%** of the country's total Positive Cases, which is **lowest since March 2020**.

India's Active cases Trajectory

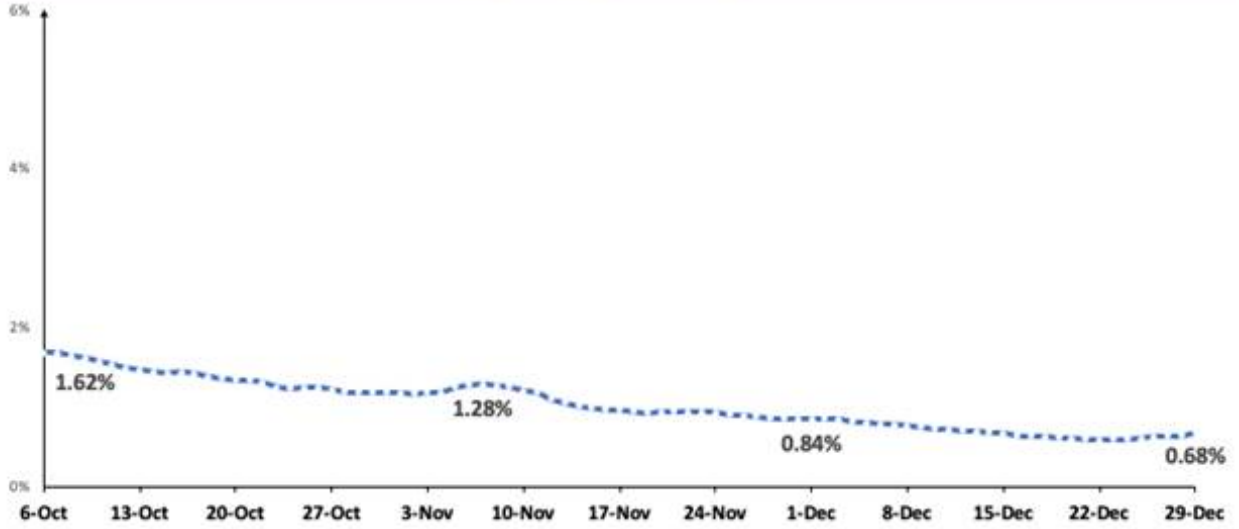


The testing capacity across the country continues to be expanded. The last 24 hours saw a total of 11,67,612 tests being conducted. India has so far conducted over **67.52 Cr (67,52,46,143)** cumulative tests.

While testing capacity has been enhanced across the country, **Weekly Positivity Rate at 0.68% remains less than 1% for the last 45 days now**. The **Daily Positivity rate reported to be 0.79%**. The daily Positivity rate has remained below 2% for last 86 days and below 3% for 121 consecutive days now.



Case Positivity Trajectory (7 days moving average)



Daily positivity rate as on today, 0.79%

MV/AL

HFW/COVID States data/29th December2021/3

(Release ID: 1785964) Visitor Counter : 556

Read this release in: Telugu , Urdu , Marathi , Hindi , Manipuri , Bengali , Punjabi , Gujarati , Tamil , Malayalam