



Ministry of Health and Family Welfare



India's Cumulative COVID-19 Vaccination Coverage exceeds 139.70 Cr

in More than 70 Lakh doses administered in the last 24 hours

Recovery Rate currently at 98.40% is highest since March 2020

7,495 New Cases reported in the last 24 hours

India's Active Caseload currently stands at 78,291

Weekly Positivity Rate (0.59%) less than 1% for last 39 days

Posted On: 23 DEC 2021 9:54AM by PIB Delhi

With the administration of **70,17,671** vaccine doses in the last 24 hours, India's COVID-19 vaccination coverage has exceeded **139.70 Cr (1,39,69,76,774)** as per provisional reports till 7 am today. This has been achieved through 1,47,94,783 sessions.

The break-up of the cumulative figures as per the provisional report till 7 am today include:

HCWs	1 st Dose	96,63,508
	2 nd Dose	96,63,508



FLWs

1st Dose

1,83,84,490

2nd Dose

1,68,03,025



Age Group 18-44 years

1st Dose

49,01,96,714

2nd Dose

30,48,04,894



Age Group 45-59 years

1st Dose

19,23,57,199

2nd Dose

14,30,83,204

Over 60 years

1st Dose

12,01,61,788

2nd Dose

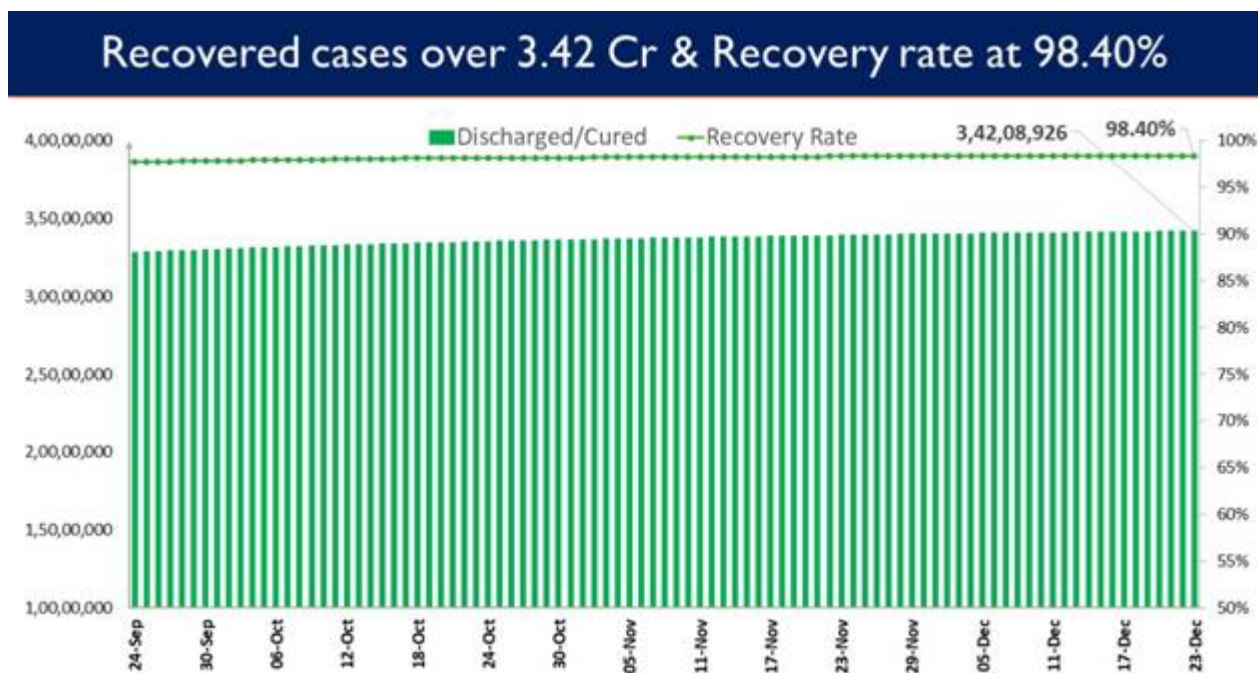
9,11,35,308

Total

1,39,69,76,774

The recovery of **6,960** patients in the last 24 hours has increased the cumulative tally of recovered patients (since the beginning of the pandemic) to **3,42,08,926**.

Consequently, India's recovery rate stands at **98.40%**, highest since March 2020.

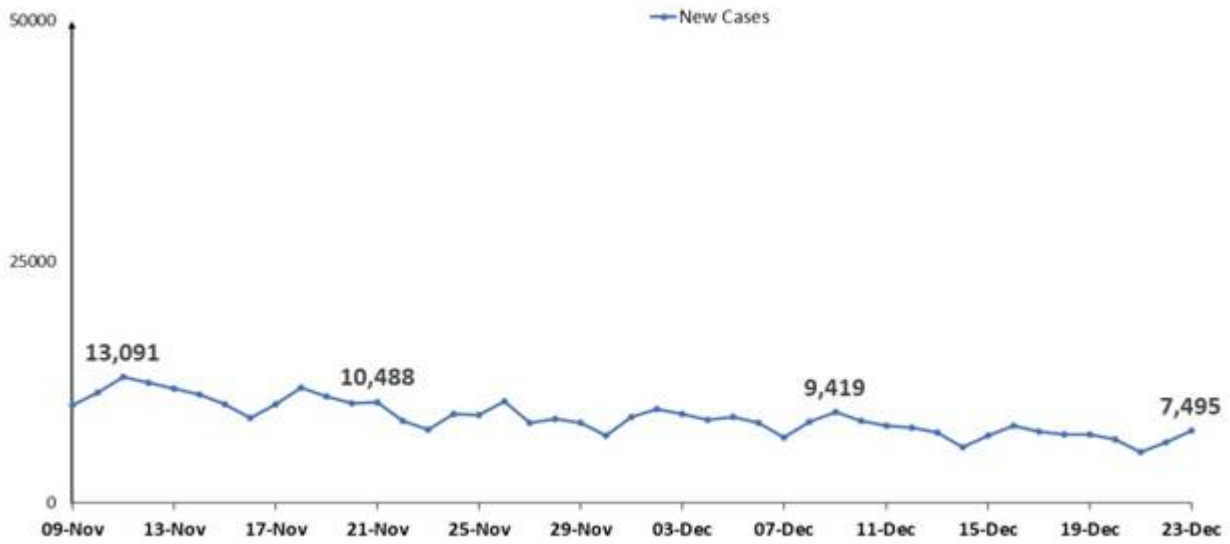


Sustained and collaborative efforts by the Centre and the States/UTs continue the trend of less than 15,000 Daily New Cases that is being reported for last 56 days now.

7,495 new cases were reported in the last 24 hours.

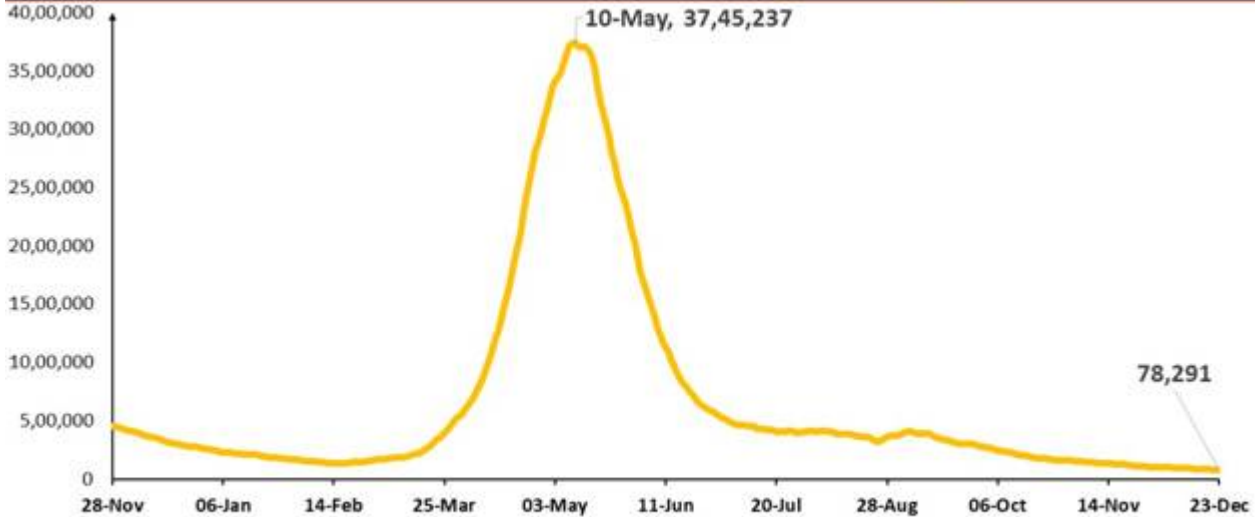


7K New Cases reported in last 24 hrs



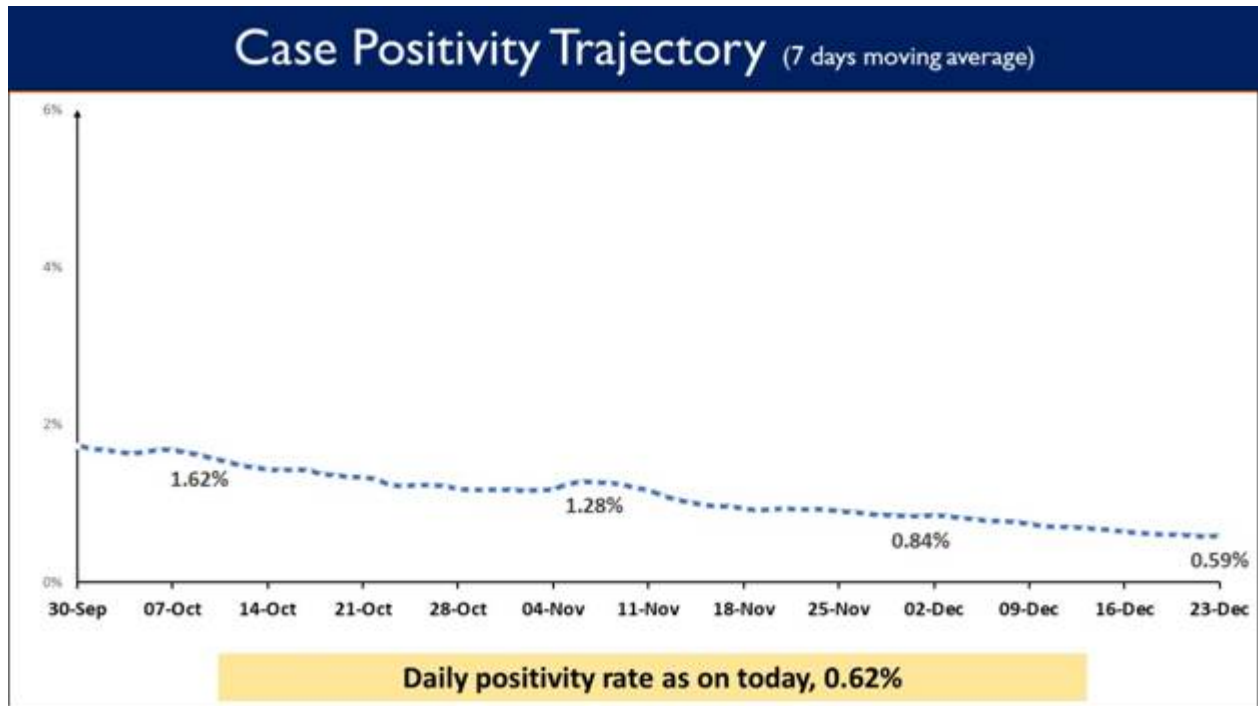
India's Active Caseload presently at **78,291**. Active cases constitute **0.23%** of the country's total Positive Cases, which is **lowest since March 2020**.

India's Active cases Trajectory



The testing capacity across the country continues to be expanded. The last 24 hours saw a total of 12,05,775 tests being conducted. India has so far conducted over **66.86 Cr (66,86,43,929)** cumulative tests.

While testing capacity has been enhanced across the country, **Weekly Positivity Rate at 0.59% remains less than 1% for the last 39 days now**. The **Daily Positivity rate reported to be 0.62%**. The daily Positivity rate has remained below 2% for last 80 days and below 3% for 115 consecutive days now.



MV/AL

HFW/COVID States data/23rdDecember2021/3

(Release ID: 1784480) Visitor Counter : 383

Read this release in: Telugu , Urdu , Hindi , Marathi , Manipuri , Punjabi , Gujarati , Tamil , Malayalam