



Ministry of Health and Family Welfare



# India's Cumulative COVID-19 Vaccination Coverage exceeds 137.46 Cr

## More than 76 Lakh doses administered in the last 24 hours

## Recovery Rate currently at 98.38% is highest since March 2020

## 7,081 New Cases reported in the last 24 hours

## India's Active Caseload currently (83,913) is lowest in 570 days

## Weekly Positivity Rate (0.61%) less than 1% for last 35 days

Posted On: 19 DEC 2021 9:40AM by PIB Delhi

With the administration of **76,54,466** vaccine doses in the last 24 hours, India's COVID-19 vaccination coverage has exceeded **137.46 Cr (1,37,46,13,252)** as per provisional reports till 7 am today. This has been achieved through 1,44,53,135 sessions.

The break-up of the cumulative figure as per the provisional report till 7 am today include:

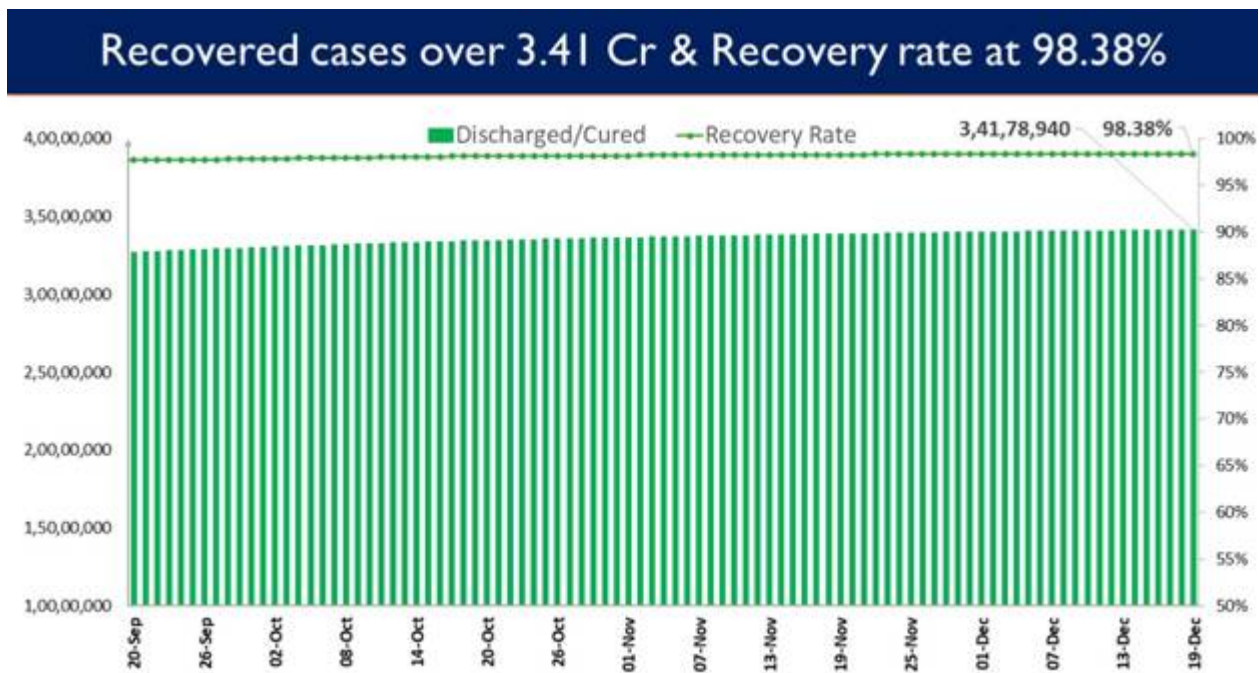
<b>HCWs</b>	1 <sup>st</sup> Dose	<b>1,03,86,235</b>



	2 <sup>nd</sup> Dose	96,44,105
FLWs	1 <sup>st</sup> Dose	1,83,83,946
	2 <sup>nd</sup> Dose	1,67,68,743
Age Group 18-44 years	1 <sup>st</sup> Dose	48,64,15,997
	2 <sup>nd</sup> Dose	29,27,38,782
Age Group 45-59 years	1 <sup>st</sup> Dose	19,14,81,462
	2 <sup>nd</sup> Dose	13,97,81,329
Over 60 years	1 <sup>st</sup> Dose	11,96,51,542
	2 <sup>nd</sup> Dose	8,93,61,111
<b>Total</b>		<b>1,37,46,13,252</b>

The recovery of **7,469** patients in the last 24 hours has increased the cumulative tally of recovered patients (since the beginning of the pandemic) to **3,41,78,940**.

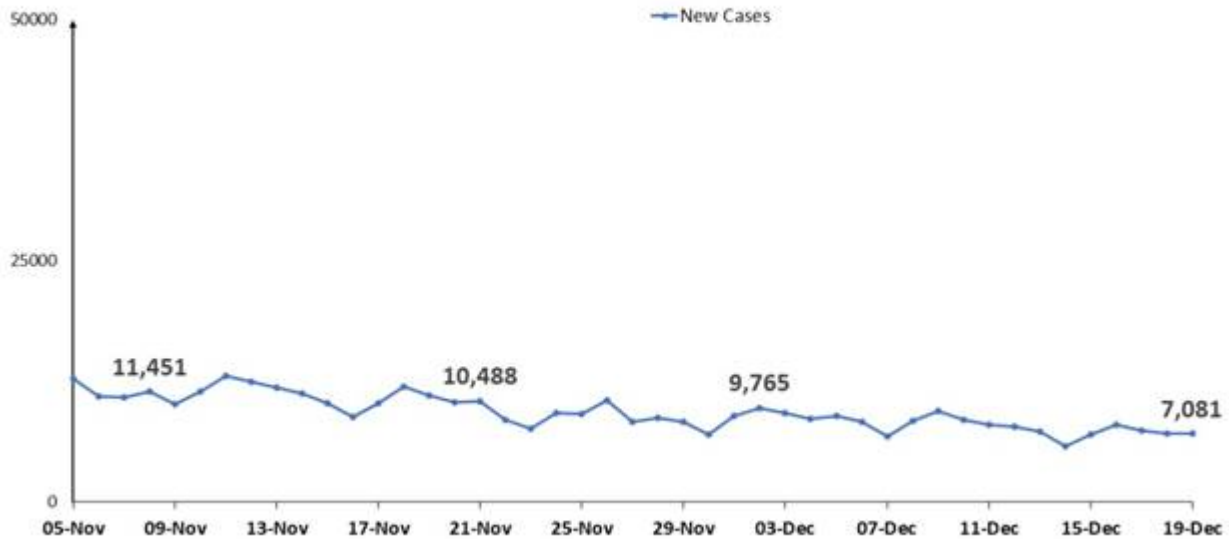
Consequently, India's recovery rate stands at **98.38%**, highest since March 2020.



Sustained and collaborative efforts by the Centre and the States/UTs continue the trend of less than 15,000 Daily New Cases that is being reported for last 52 days now.

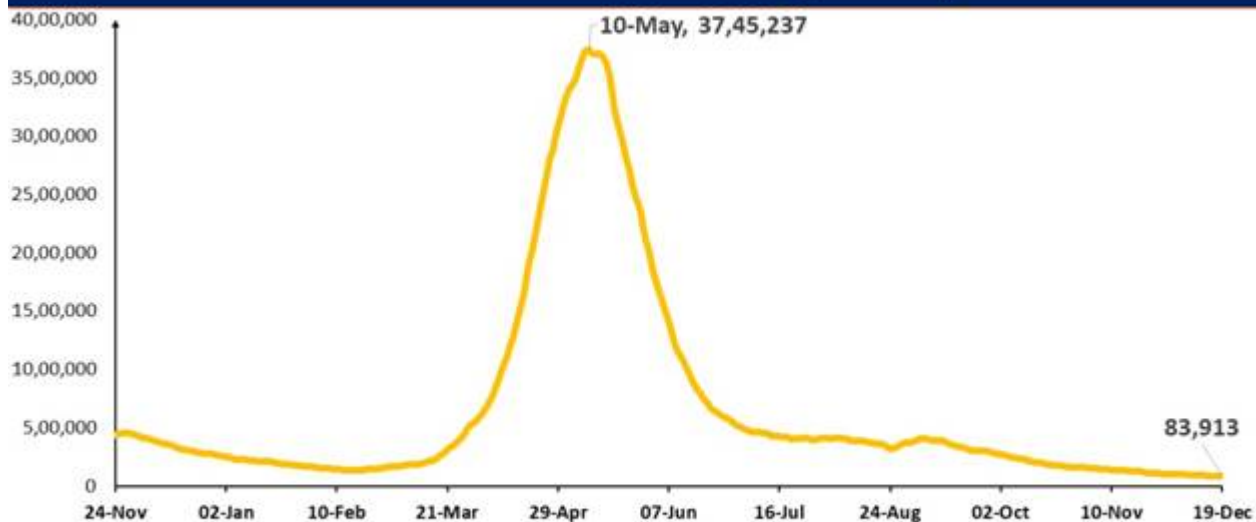
**7,081 new cases** were reported in the last 24 hours.

## 7K New Cases reported in last 24 hrs



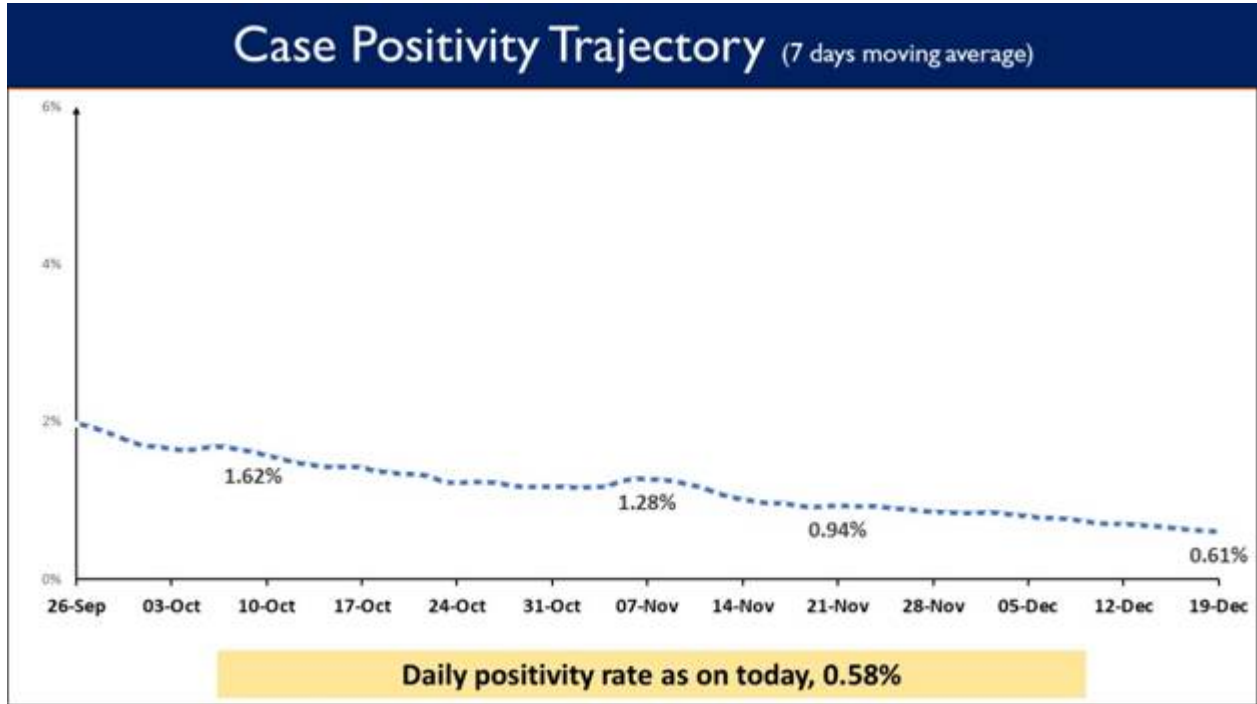
India's Active Caseload is presently at **83,913**. This is lowest in 570 days. Active cases constitute **0.24%** of the country's total Positive Cases, which is lowest since March 2020.

## India's Active cases Trajectory



The testing capacity across the country continues to be expanded. The last 24 hours saw a total of 12,11,977 tests being conducted. India has so far conducted over **66.41 Cr (66,41,09,365)** cumulative tests.

While testing capacity has been enhanced across the country, **Weekly Positivity Rate at 0.61% remains less than 1% for the last 35 days now.** The **Daily Positivity rate reported to be 0.58%.** The daily Positivity rate has remained below 2% for last 76 days and below 3% for 111 consecutive days now.



\*\*\*\*

MV/AL

HFV/COVID States data/19<sup>th</sup> December2021/3

(Release ID: 1783148) Visitor Counter : 444

Read this release in: Telugu , Urdu , Hindi , Marathi , Manipuri , Punjabi , Gujarati , Tamil , Malayalam