



Ministry of Health and Family Welfare



India's Cumulative COVID-19 Vaccination Coverage exceeds 126.53 Cr

More than 73.63 Lakh doses administered in the last 24 hours

Recovery Rate currently at 98.35%

8,603 New Cases reported in the last 24 hours

India's Active Caseload stands at 99,974

Weekly Positivity Rate (0.81%) less than 1% for last 20 days

Posted On: 04 DEC 2021 10:42AM by PIB Delhi

With the administration of **73,63,706** vaccine doses in the last 24 hours, India's COVID-19 vaccination coverage has exceeded **126.53 Cr (1,26,53,44,975)** as per provisional reports till 7 am today. This has been achieved through 1,31,55,745 sessions.

The break-up of the cumulative figure as per the provisional report till 7 am today include:

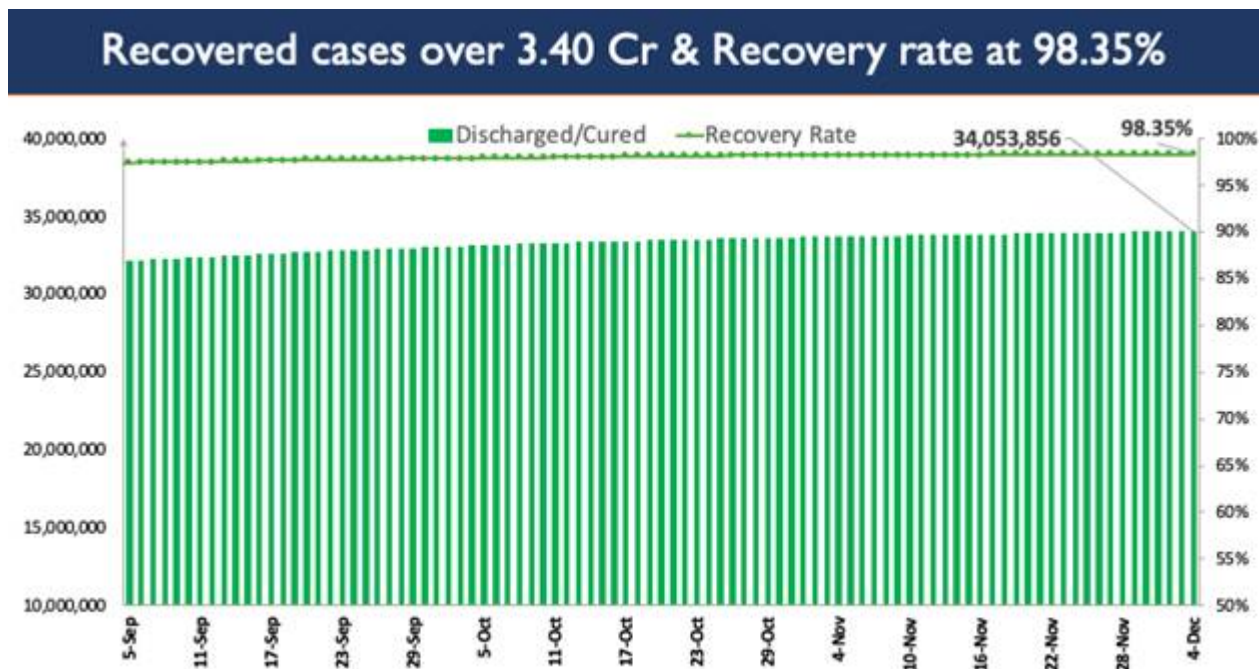
HCWs	1 st Dose	1,03,84,291
	2 nd Dose	95,31,494



FLWs	1 st Dose	1,83,80,084
	2 nd Dose	1,65,59,396
Age Group 18-44 years	1 st Dose	46,45,20,330
	2 nd Dose	23,76,97,016
Age Group 45-59 years	1 st Dose	18,61,63,770
	2 nd Dose	12,43,84,093
Over 60 years	1 st Dose	11,65,61,828
	2 nd Dose	8,11,62,673
Total		1,26,53,44,975

The recovery of **8,190** patients in the last 24 hours has increased the cumulative tally of recovered patients (since the beginning of the pandemic) to **3,40,53,856**.

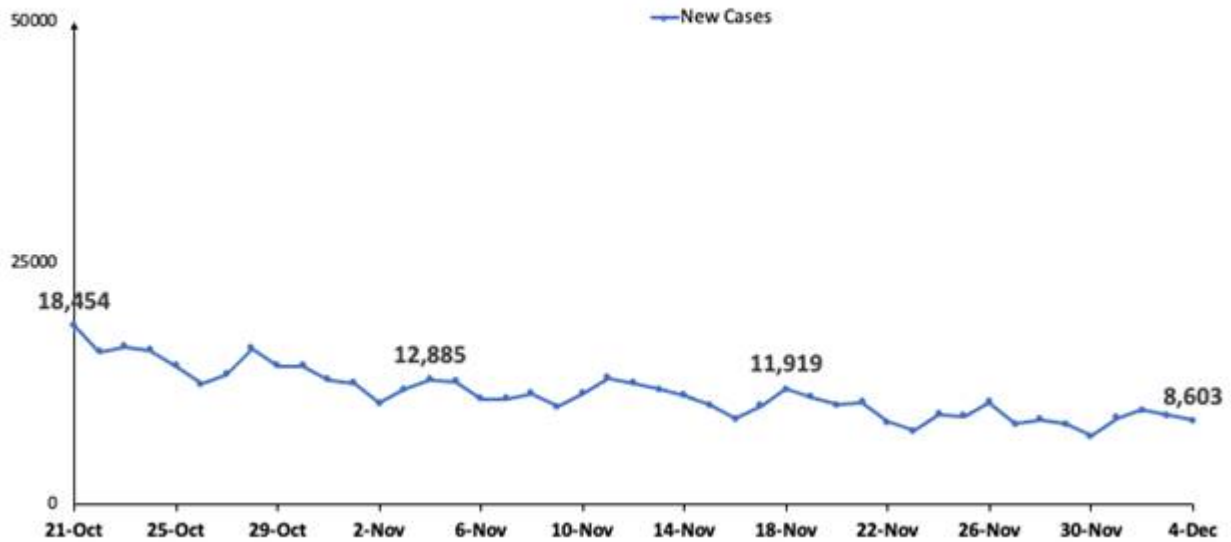
Consequently, India's recovery rate stands at **98.35%**.



Sustained and collaborative efforts by the Centre and the States/UTs continue the trend of less than 50,000 Daily New Cases that is being reported for 160 consecutive days now.

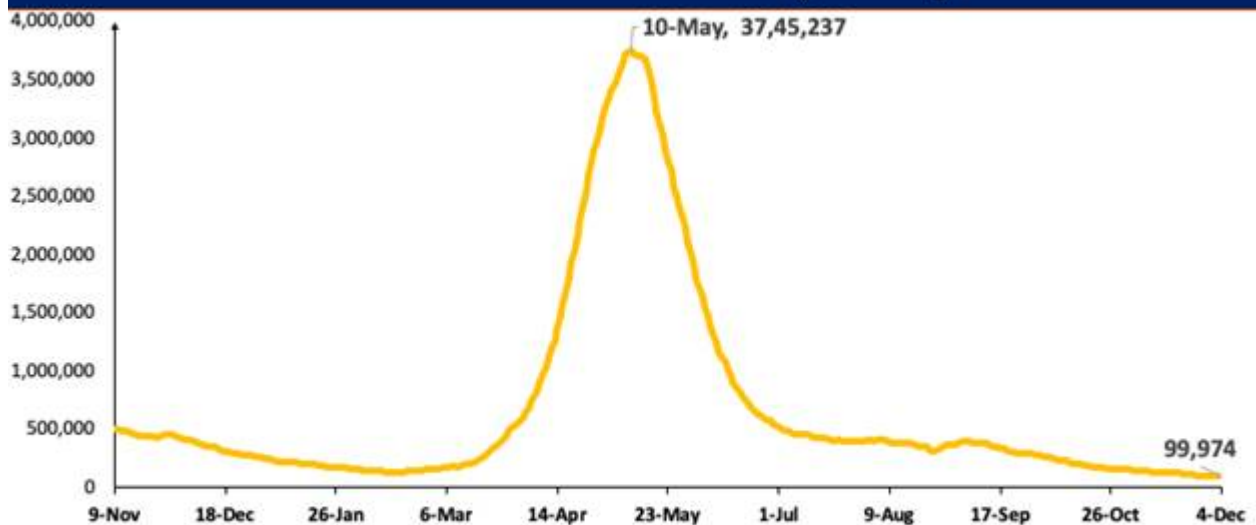
8,603 new cases were reported in the last 24 hours.

8K New Cases reported in last 24 hrs



India's Active Caseload presently stands at **99,974**. Active cases constitute **0.29%** of the country's total Positive Cases, which is **lowest since March 2020**.

India's Active cases Trajectory



The testing capacity across the country continues to be expanded. The last 24 hours saw a total of 12,52,596 tests being conducted. India has so far conducted over **64.60 Cr (64,60,26,786)** cumulative tests.

While testing capacity has been enhanced across the country, **Weekly Positivity Rate at 0.81% remains less than 1% for the last 20 days now**. The **Daily Positivity rate reported to be 0.69%**. The daily Positivity rate has remained below 2% for last 61 days and below 3% for 96 consecutive days now.



Case Positivity Trajectory (7 days moving average)



Daily positivity rate as on today, 0.69%

NOTE: The above figures are exclusive of Bihar which is in the process of reconciling its data. The updated figures are awaited.

MV

HFW/COVID States data/4th December2021/3

(Release ID: 1777914) Visitor Counter : 496

Read this release in: Punjabi , Malayalam , Telugu , Urdu , Hindi , Marathi , Bengali , Manipuri , Gujarati , Tamil