



Ministry of Health and Family Welfare



## India's Cumulative COVID-19 Vaccination Coverage exceeds 89.74Cr



More than 69.33Lakh doses administered in the last 24 hours

Recovery Rate currently at 97.86%; Highest since March 2020

24,354 New Cases reported in the last 24 hours

India's Active Caseload (2,73,889) is 0.81% of Total Cases

Weekly Positivity Rate (1.68%) less than 3% for last 99 days

Posted On: 02 OCT 2021 9:42AM by PIB Delhi

With the administration of **69,33,838** vaccine doses in the last 24 hours, India's COVID-19 vaccination coverage exceeded **89.74Cr (89,74,81,554)** as per provisional reports till 7 am today. This has been achieved through 87,06,441 sessions.

The break-up of the cumulative figures as per the provisional report till 7 am today include:

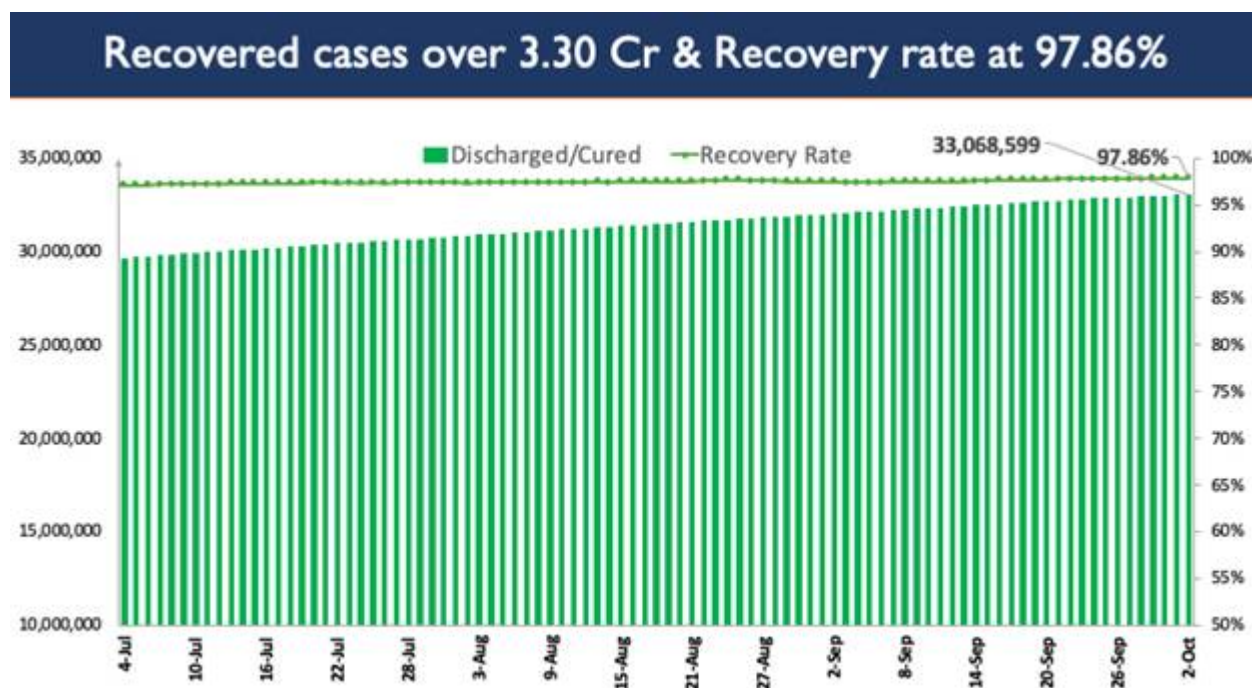
HCWs	1 <sup>st</sup> Dose	<b>1,03,73,287</b>
	2 <sup>nd</sup> Dose	<b>89,07,790</b>



FLWs	1 <sup>st</sup> Dose	1,83,54,007
	2 <sup>nd</sup> Dose	1,50,47,392
Age Group 18-44 years	1 <sup>st</sup> Dose	36,35,39,734
	2 <sup>nd</sup> Dose	8,51,18,303
Age Group 45-59 years	1 <sup>st</sup> Dose	16,03,02,227
	2 <sup>nd</sup> Dose	7,75,18,029
Over 60 years	1 <sup>st</sup> Dose	10,17,62,489
	2 <sup>nd</sup> Dose	5,65,58,296
<b>Total</b>		<b>89,74,81,554</b>

The recovery of **25,455** patients in the last 24 hours has increased the cumulative tally of recovered patients (since the beginning of the pandemic) to **3,30,68,599**.

Consequently, India's recovery rate stands at **97.86%**. Recovery Rate is currently at its highest peak since March 2020.

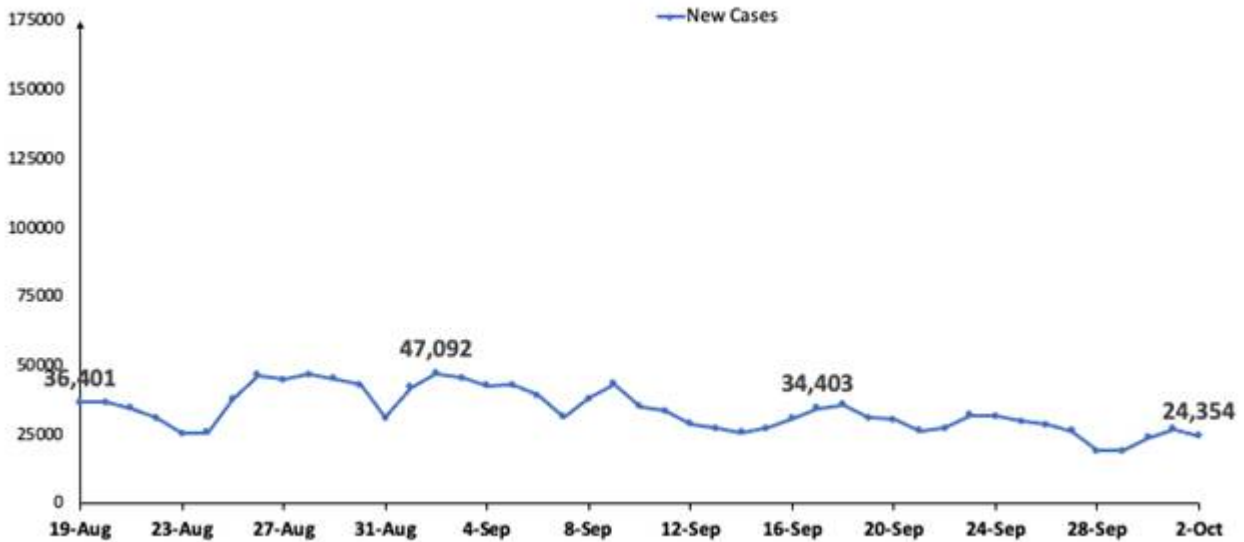


Sustained and collaborative efforts by the Centre and the States/UTs continue the trend of less than 50,000 Daily New Cases that is being reported for 97 consecutive days now.

**24,354** new cases were reported in the last 24 hours.

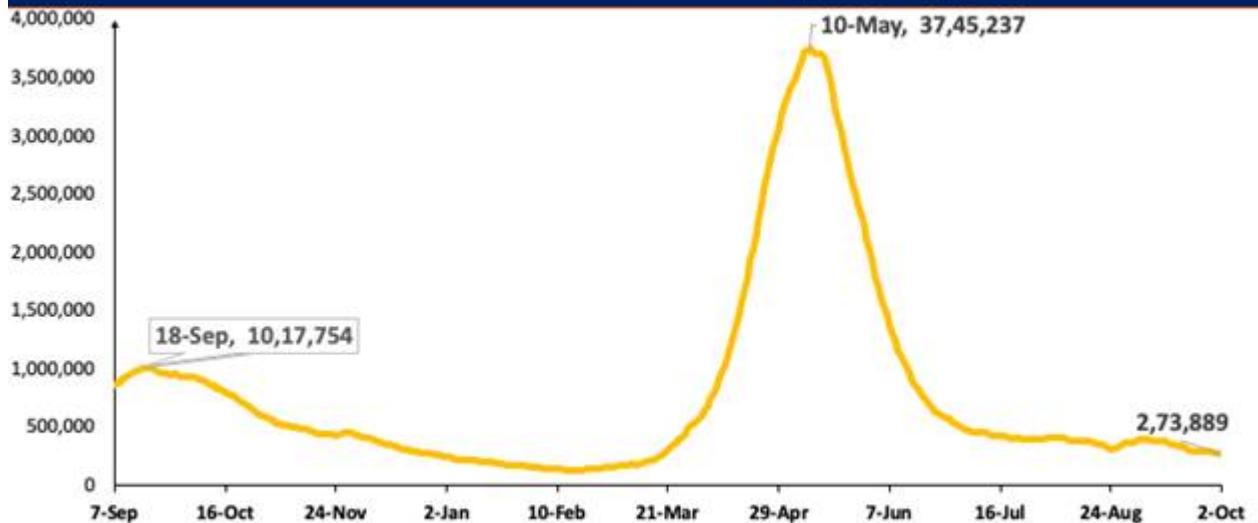


## 24k New Cases reported in last 24 hrs



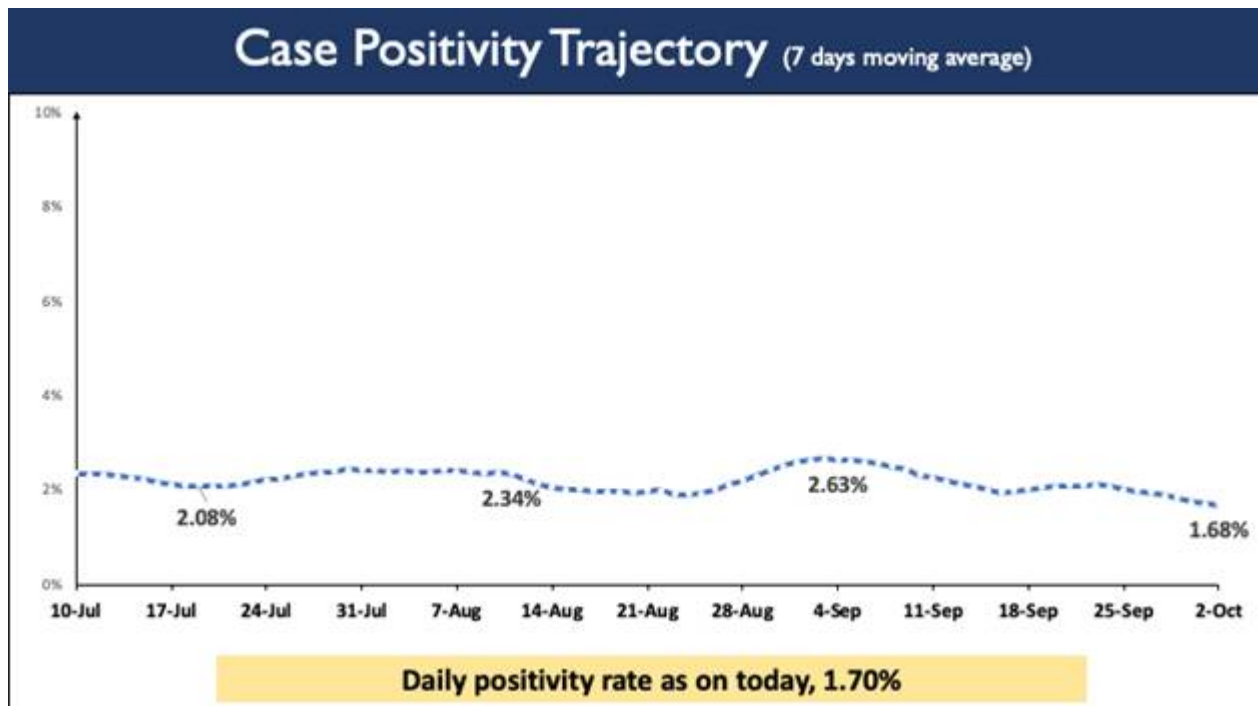
The Active Caseload is presently **2,73,889**, which is the **lowest in 197 days**. Active cases presently constitute **0.81%** of the country's total Positive Cases.

## India's Active cases Trajectory



The testing capacity across the country continues to be expanded. The last 24 hours saw a total of 14,29,258 tests being conducted. India has so far conducted over **57.19 Cr (57,19,94,990)** cumulative tests.

While testing capacity has been enhanced across the country, **Weekly Positivity Rate at 1.68% remains less than 3% for the last 99 days now.** The **Daily Positivity rate reported to be 1.70%.** The daily Positivity rate has remained below 3% for last 33 days and below 5% for 116 consecutive days now.



\*\*\*\*

MV

HFW/COVID States data/2<sup>nd</sup>October2021/2

(Release ID: 1760213) Visitor Counter : 535

Read this release in: Telugu , Hindi , Marathi , Manipuri , Bengali , Punjabi , Gujarati , Tamil , Malayalam