



Ministry of Health and Family Welfare



in India's Cumulative COVID-19 Vaccination Coverage crosses the landmark of 86Cr
More than 38 Lakh doses administered in the last 24 hours

Recovery Rate currently at 97.78%

26,041 New Cases reported in the last 24 hours

India's Active Caseload (2,99,620) is 0.89% of Total Cases

Weekly Positivity Rate (1.94%) less than 3% for last 94 days

Posted On: 27 SEP 2021 9:26AM by PIB Delhi

With the administration of **38,18,362** vaccine doses in the last 24 hours, India's COVID-19 vaccination coverage crossed the landmark of **86Cr (86,01,59,011)** as per provisional reports till 7 am today. This has been achieved through 84,07,679 sessions.

The break-up of the cumulative figures as per the provisional report till 7 am today include:

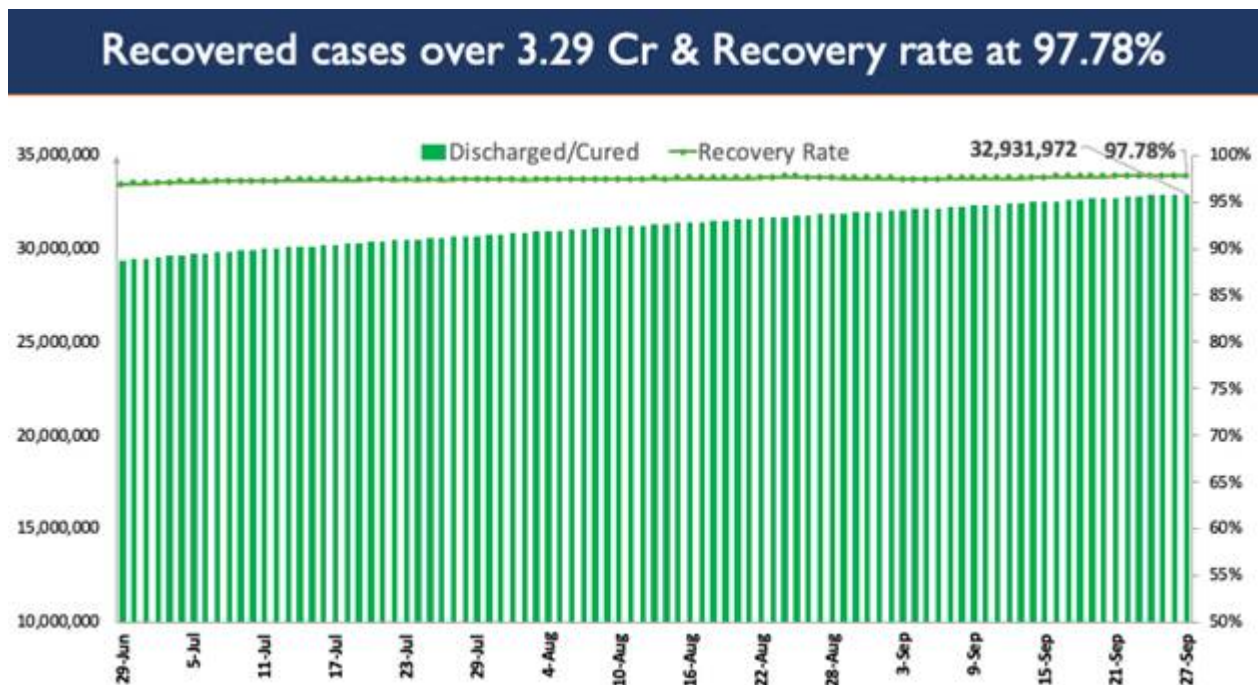
| | | |
|------|----------------------|--------------------|
| HCWs | 1 st Dose | 1,03,71,418 |
| | 2 nd Dose | 88,35,377 |



| | | |
|-----------------------|----------------------|--------------|
| FLWs | 1 st Dose | 1,83,49,453 |
| | 2 nd Dose | 1,48,33,709 |
| Age Group 18-44 years | 1 st Dose | 34,82,66,215 |
| | 2 nd Dose | 7,45,08,007 |
| Age Group 45-59 years | 1 st Dose | 15,64,81,731 |
| | 2 nd Dose | 7,39,69,804 |
| Over 60 years | 1 st Dose | 9,97,47,469 |
| | 2 nd Dose | 5,47,95,828 |
| Total | | 86,01,59,011 |

The recovery of **29,621** patients in the last 24 hours has increased the cumulative tally of recovered patients (since the beginning of the pandemic) to **3,29,31,972**.

Consequently, India’s recovery rate stands at **97.78%**. Recovery Rate is currently at its highest peak since March 2020.

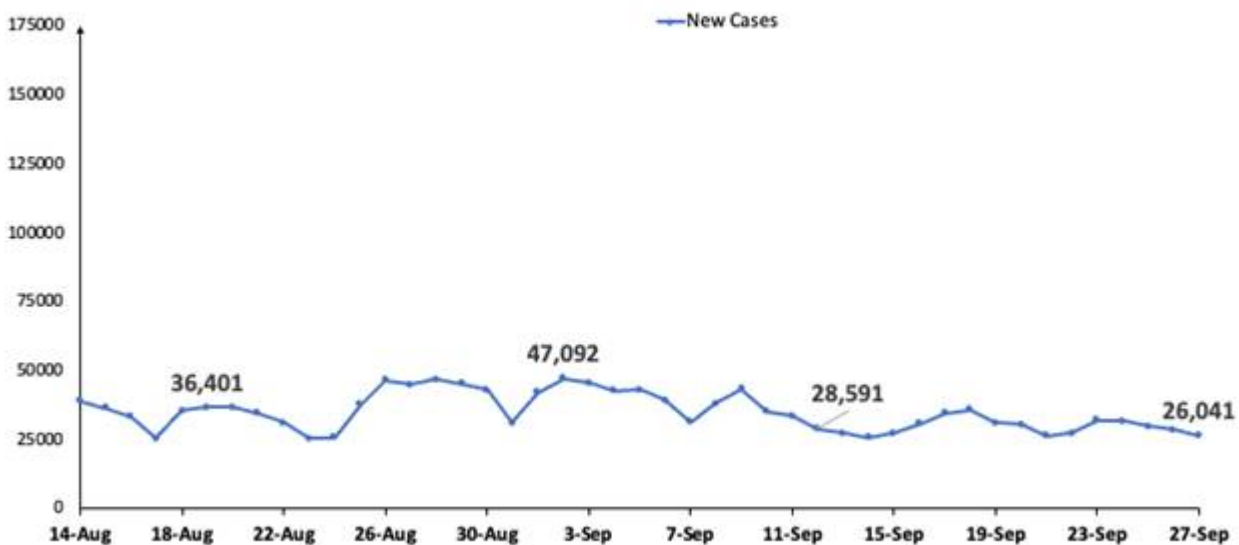


Sustained and collaborative efforts by the Centre and the States/UTs continue the trend of less than 50,000 Daily New Cases that is being reported for 92 consecutive days now.

26,041 new cases were reported in the last 24 hours.

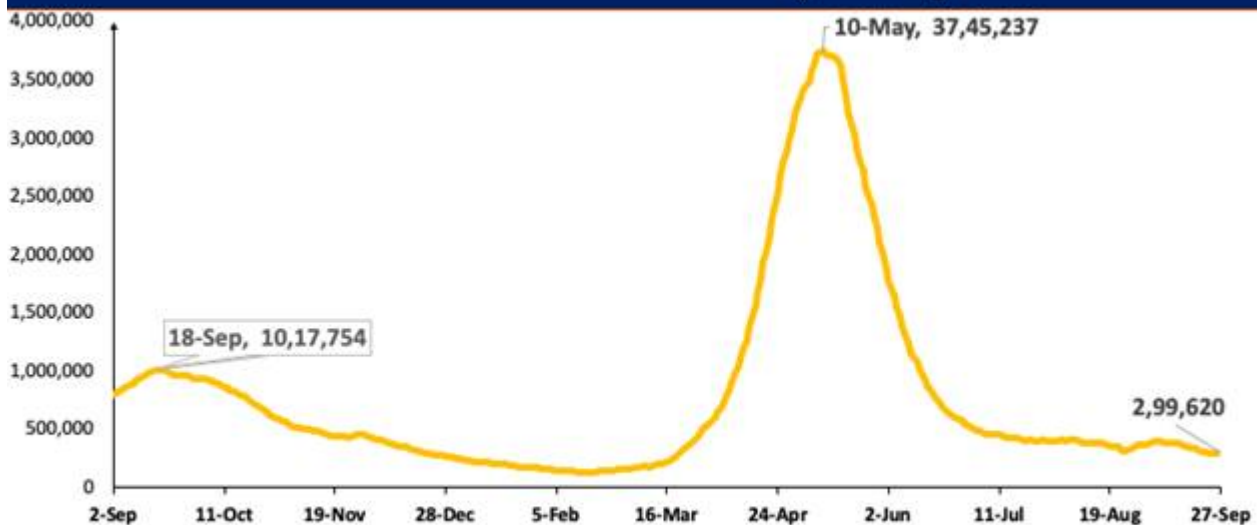


26k New Cases reported in last 24 hrs



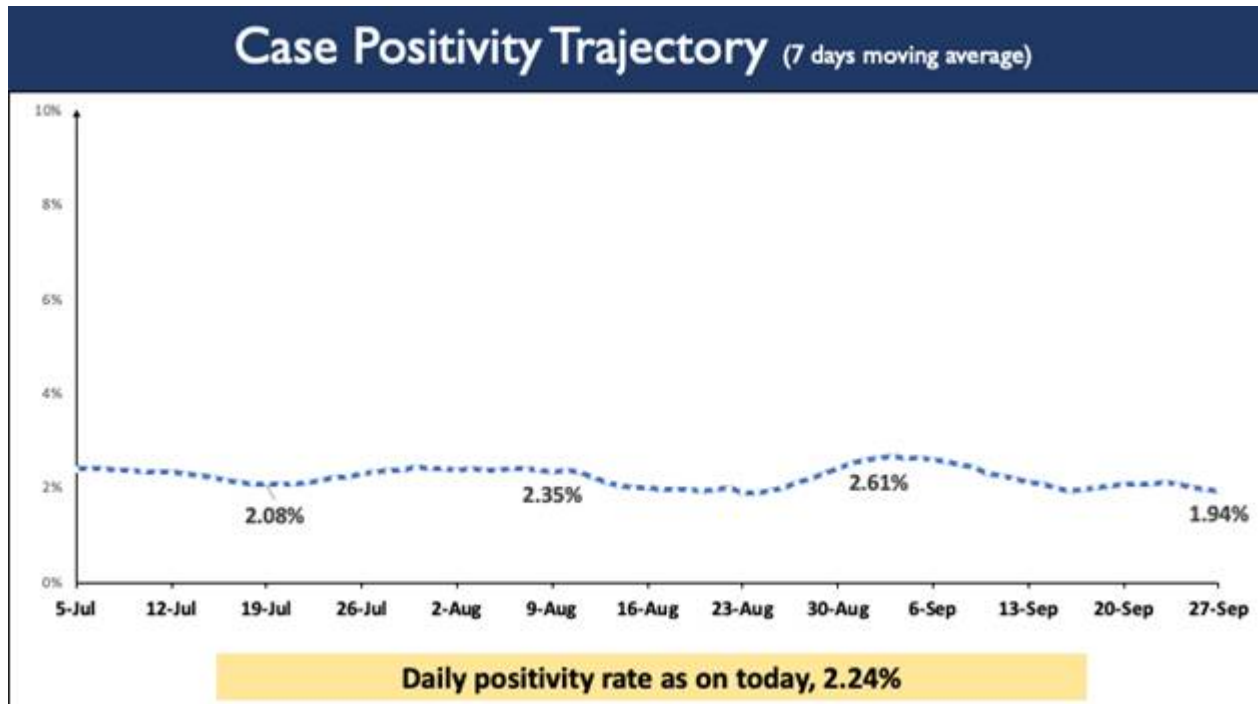
The Active Caseload is presently **2,99,620**. Active cases presently constitute **0.89%** of the country's total Positive Cases.

India's Active cases Trajectory



The testing capacity across the country continues to be expanded. The last 24 hours saw a total of 11,65,006 tests being conducted. India has so far conducted over **56.44 Cr (56,44,08,251)** cumulative tests.

While testing capacity has been enhanced across the country, **Weekly Positivity Rate at 1.94% remains less than 3% for the last 94 days now.** The **Daily Positivity rate reported to be 2.24%.** The daily Positivity rate has remained below 3% for last 28 days and below 5% for 111 consecutive days now.



MV

HFV/COVID States data/27thSeptember2021/2

(Release ID: 1758458) Visitor Counter : 924

Read this release in: Telugu , Urdu , Hindi , Marathi , Manipuri , Bengali , Punjabi , Gujarati , Tamil , Malayalam