



Ministry of Health and Family Welfare



## India's Cumulative COVID-19 Vaccination Coverage crosses the landmark of 80 Cr

More than 85 Lakh doses administered in last 24 hours

Recovery Rate currently at 97.68%

30,773 New Cases reported in the last 24 hours

India's Active Caseload (3,32,158) is 0.99% of Total Cases

Weekly Positivity Rate (2.04%) less than 3% for last 86 days

Posted On: 19 SEP 2021 9:41AM by PIB Delhi

With the administration of **85,42,732** vaccine doses in the last 24 hours, India's COVID-19 vaccination coverage surpassed the landmark figure of **80 Cr (80,43,72,331)** as per provisional reports till 7 am today. This has been achieved through 79,15,457 sessions.

The break-up of the cumulative figure as per the provisional report till 7 am today include:

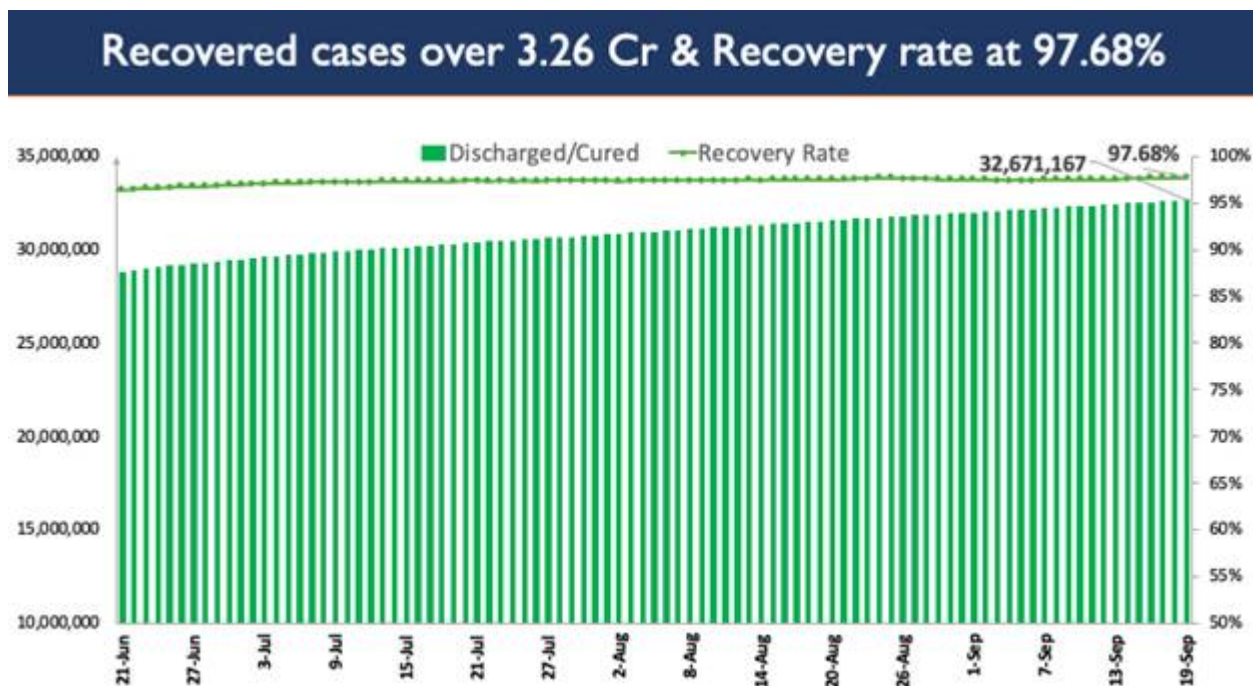
|      |                      |                    |
|------|----------------------|--------------------|
| HCWs | 1 <sup>st</sup> Dose | <b>1,03,68,565</b> |
|      | 2 <sup>nd</sup> Dose | <b>87,23,015</b>   |



|                       |                      |                     |
|-----------------------|----------------------|---------------------|
| FLWs                  | 1 <sup>st</sup> Dose | 1,83,44,648         |
|                       | 2 <sup>nd</sup> Dose | 1,44,80,304         |
| Age Group 18-44 years | 1 <sup>st</sup> Dose | 32,53,21,724        |
|                       | 2 <sup>nd</sup> Dose | 5,91,05,510         |
| Age Group 45-59 years | 1 <sup>st</sup> Dose | 15,03,91,317        |
|                       | 2 <sup>nd</sup> Dose | 6,87,57,707         |
| Over 60 years         | 1 <sup>st</sup> Dose | 9,66,20,196         |
|                       | 2 <sup>nd</sup> Dose | 5,22,59,345         |
| <b>Total</b>          |                      | <b>80,43,72,331</b> |

The recovery of **38,945** patients in the last 24 hours has increased the cumulative tally of recovered patients (since the beginning of the pandemic) to **3,26,71,167**.

Consequently, India's recovery rate stands at **97.68%**.

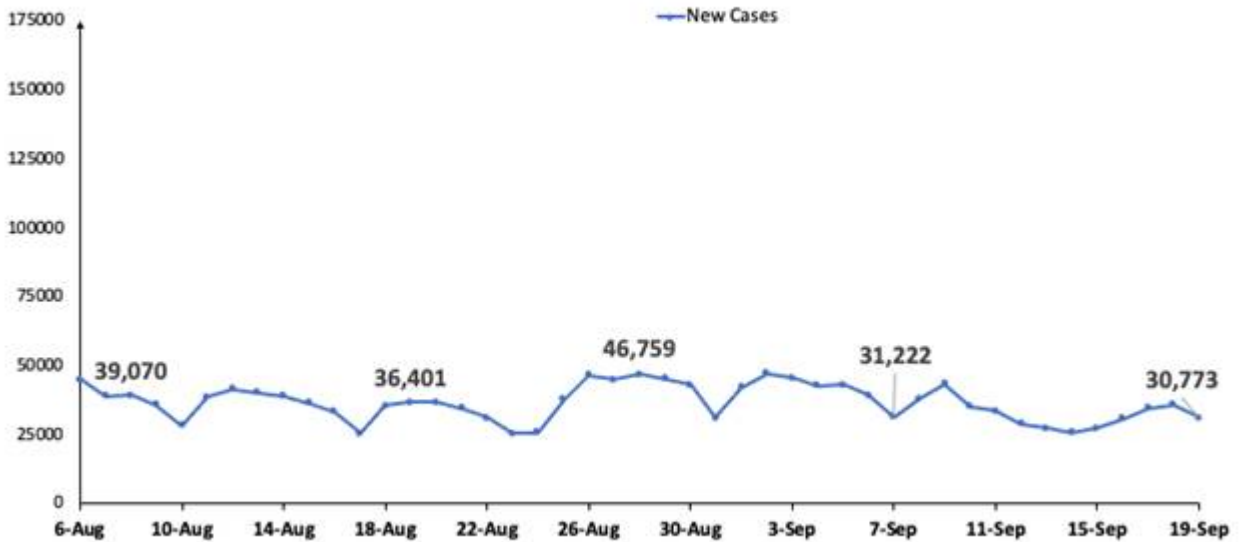


Sustained and collaborative efforts by the Centre and the States/UTs continue the trend of less than 50,000 Daily New Cases that is being reported for 84 consecutive days now.

**30,773 new cases** were reported in the last 24 hours.

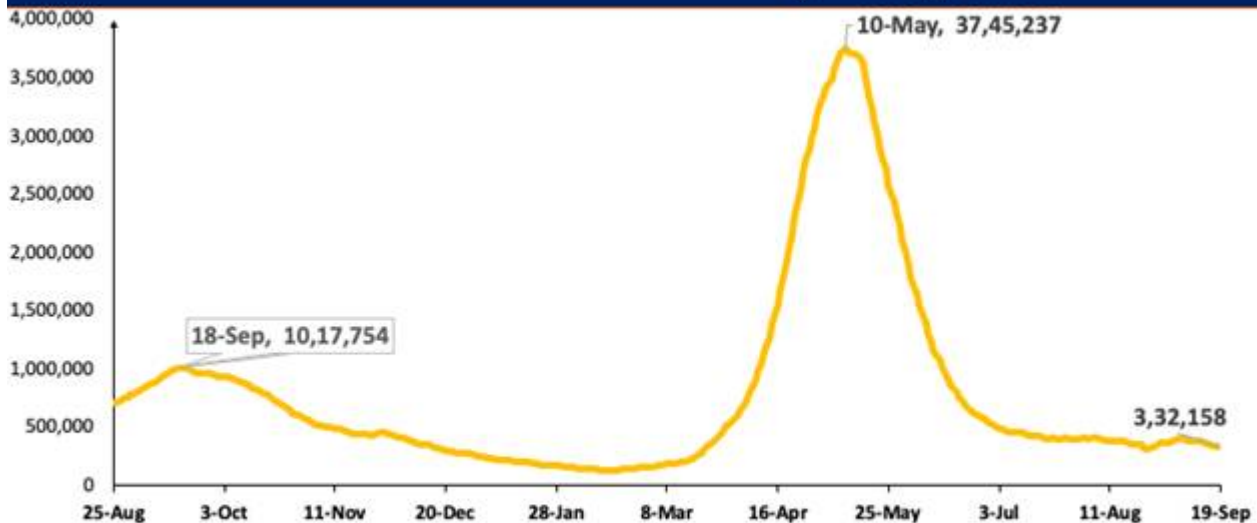


## 30k New Cases reported in last 24 hrs



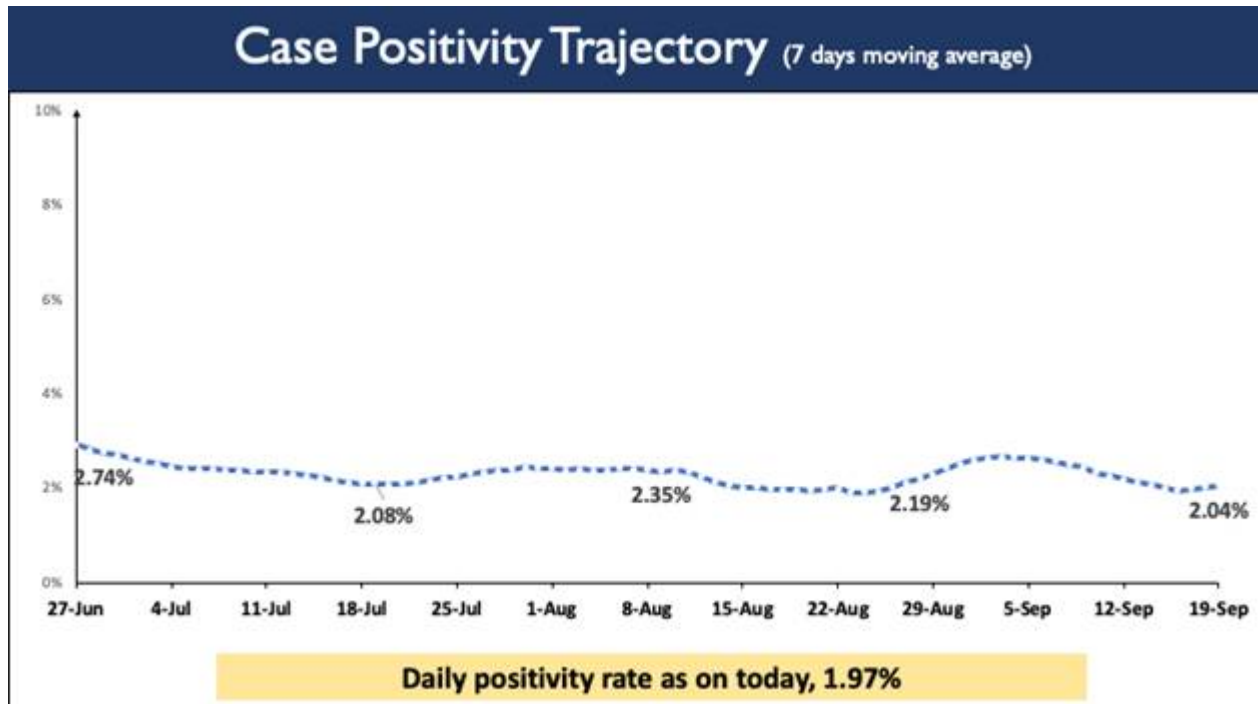
The Active Caseload is presently **3,32,158**. Active cases presently constitute **0.99%** of the country's total Positive Cases.

## India's Active cases Trajectory



The testing capacity across the country continues to be expanded. The last 24 hours saw a total of 15,59,895 tests being conducted. India has so far conducted over **55.23 Cr (55,23,40,168)** cumulative tests.

While testing capacity has been enhanced across the country, **Weekly Positivity Rate at 2.04% remains less than 3% for the last 86 days now.** The **Daily Positivity rate reported to be 1.97%.** The daily Positivity rate has remained below 3% for last 20 days and below 5% for 103 consecutive days now.



\*\*\*\*

MV

HFV/COVID States data/19<sup>th</sup> September2021/2

(Release ID: 1756183) Visitor Counter : 852

Read this release in: Telugu , Urdu , Hindi , Marathi , Manipuri , Bengali , Gujarati , Tamil , Malayalam