



Ministry of Health and Family Welfare



India's Cumulative COVID-19 Vaccination Coverage exceeds 58.25 Cr



Recovery Rate (97.63%) at its highest since March 2020



25,072 New Cases reported in the last 24 hours

India's Active Caseload (3,33,924) lowest in 155 days

Active cases constitute 1.03% of total cases; lowest since March 2020

Daily Positivity Rate (1.94%) less than 3% for last 28 days

Posted On: 23 AUG 2021 11:50AM by PIB Delhi

India's COVID-19 vaccination coverage has surpassed the cumulative figure of 58.25 Cr (**58,25,49,595**) as per provisional reports till 8 am today. This has been achieved through 64,69,222 sessions.

The break-up of the cumulative figure as per the provisional report till 8 am today include:

HCWs	1 st Dose	1,03,53,405
	2 nd Dose	82,15,000
FLWs	1 st Dose	1,83,04,397
	2 nd Dose	1,25,74,264

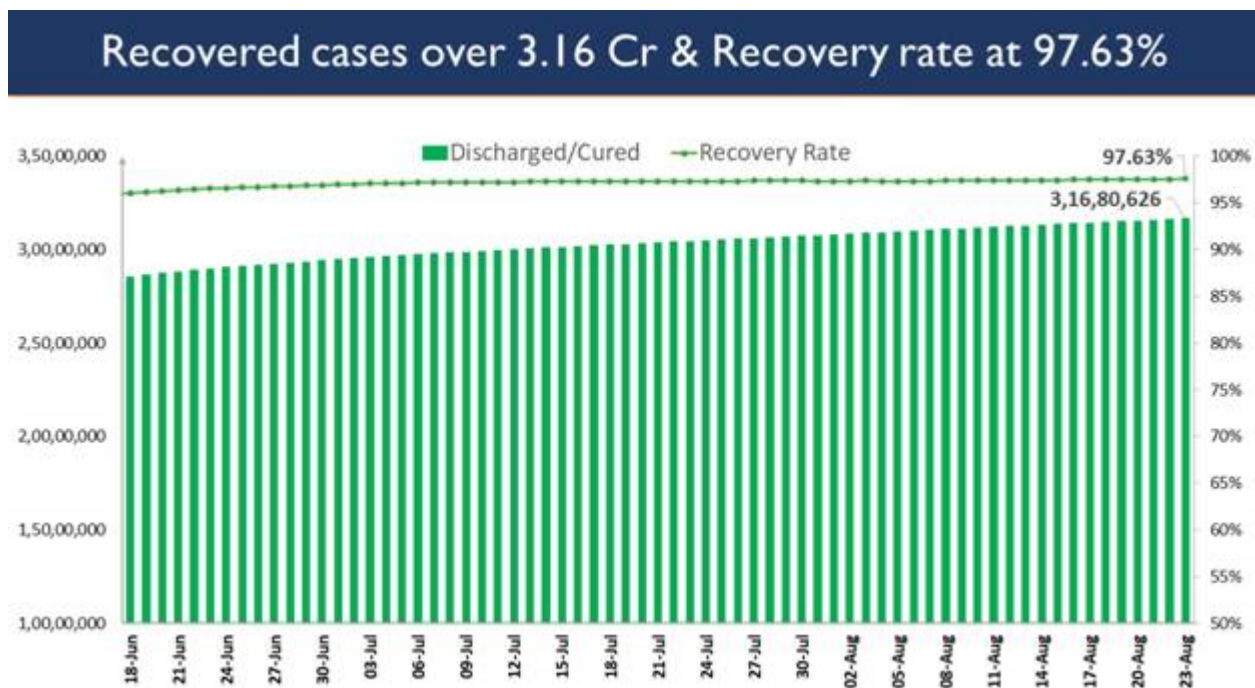


Age Group 18-44 years	1 st Dose	21,69,00,386
	2 nd Dose	1,94,77,956
Age Group 45-59 years	1 st Dose	12,26,16,599
	2 nd Dose	4,87,88,970
Over 60 years	1 st Dose	8,33,38,747
	2 nd Dose	4,19,79,871
Total		58,25,49,595

The Union Government is committed to accelerating the pace and expanding the scope of COVID-19 vaccination throughout the country.

The recovery of **44,157** patients in the last 24 hours has increased the cumulative tally of recovered patients (since the beginning of the pandemic) to **3,16,80,626**.

Consequently, India's recovery rate stands at **97.63%**, the highest since March 2020.



Sustained and collaborative efforts by the Centre and the States/UTs continue the trend of less than 50,000 Daily New Cases that is being reported for fifty-seven consecutive days now.

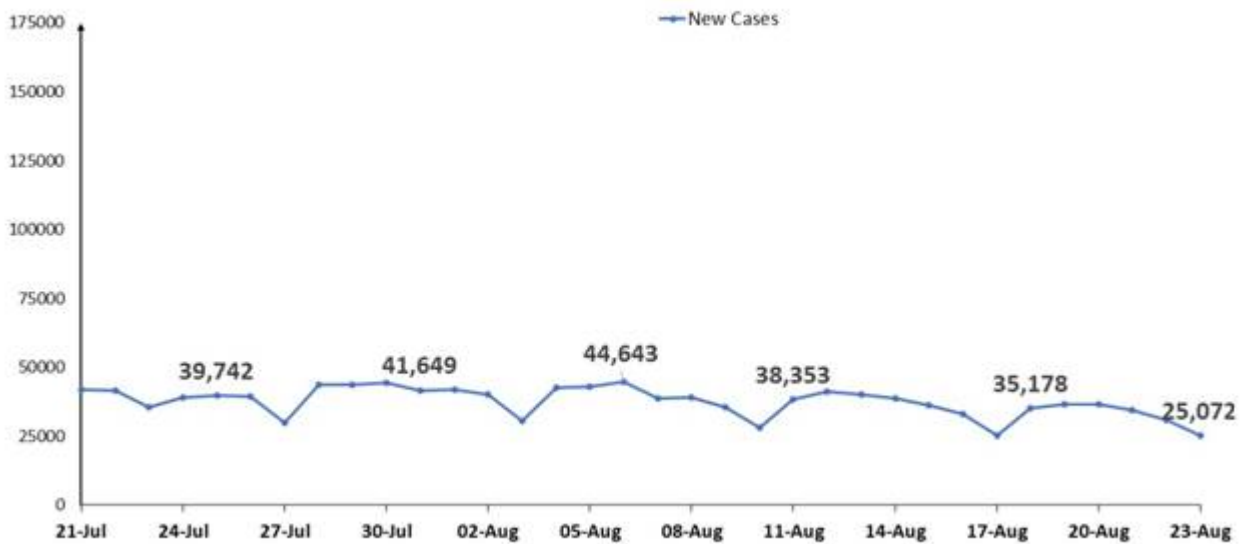
25,072 new cases were reported in the last 24 hours, this is lowest in 160 days.

f



in

25k New Cases reported in last 24 hrs



High recoveries and a low number of new cases have subsided the Active Caseload to **3,33,924** which is at its **lowest in 155 days**. Active cases presently form only **1.03%** of the country's total Positive Cases which is the lowest since March 2020.

India's Active cases Trajectory

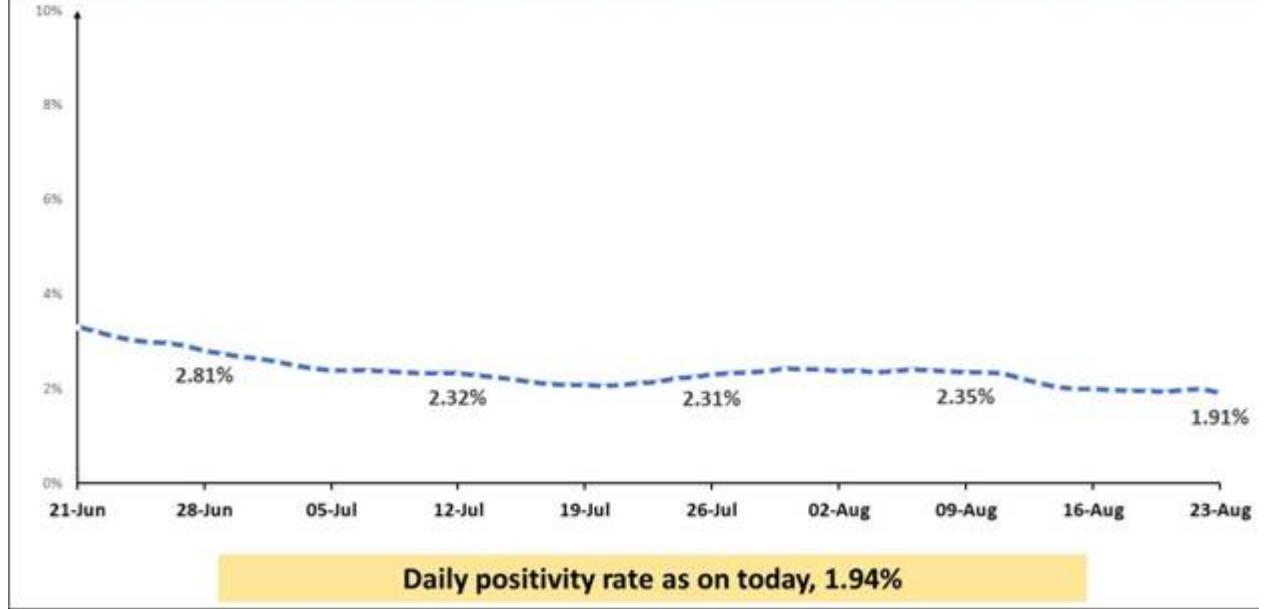


The testing capacity across the country continues to be expanded. The last 24 hours saw a total of 12,95,160 tests being conducted. India has so far conducted over **50.75 Cr (50,75,51,399)** cumulative tests.

While testing capacity has been enhanced across the country, **Weekly Positivity Rate at 1.91% remains less than 3% for the last 59 days now**. The **Daily Positivity rate also stands at 1.94%**. The daily Positivity rate has remained below 3% for the last 28 days and below 5% for 77 consecutive days now.



Case Positivity Trajectory (7 days moving average)



MV

HFV/COVID States data/23rd August2021/3

(Release ID: 1748170) Visitor Counter : 846

Read this release in: Kannada , Urdu , Hindi , Marathi , Manipuri , Bengali , Punjabi , Gujarati , Tamil , Telugu , Malayalam