



PIB Headquarters



# PIB'S BULLETIN ON COVID-19



Posted On: 06 JUL 2021 7:07PM by PIB Delhi



- **35.75 Cr. Vaccine Doses administered so far under Nationwide Vaccination Drive**
- **India reports 34,703 new cases in last 24 hours; lowest in 111 days**
- **India's Active Caseload declines to 4,64,357; lowest in 101 days**
- **Active cases constitute 1.52% of total cases**
- **2,97,52,294 Total Recoveries across the country so far**
- **51,864 patients recovered during last 24 hours**
- **Daily recoveries continue to outnumber the Daily New Cases for the 54th consecutive day**
- **Recovery Rate increases to 97.17%**
- **Weekly Positivity Rate remains below 5%, currently at 2.40%**
- **Daily positivity rate at 2.11%, less than 3% for 15 consecutive days**

**#Unite2FightCorona#IndiaFightsCorona**

**PRESS INFORMATION BUREAU**

**MINISTRY OF INFORMATION & BROADCASTING**

**GOVERNMENT OF INDIA**



# COVID-19 Tracker

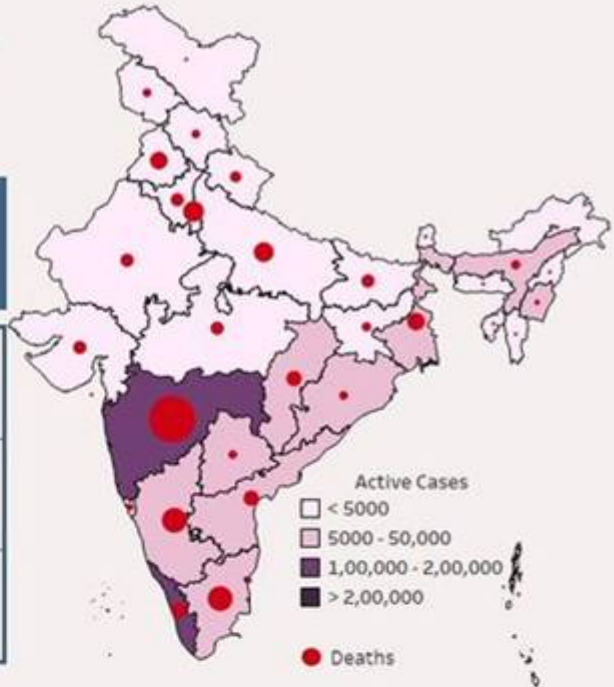
As on 6 July 2021, till 8AM

Total Cases **3,06,19,932**  
(▲34,703)

Recovered **2,97,52,294 (97.17%)** ▲ 51,864

Active **4,64,357 (1.52%)** ▼ 17,714

Deaths **4,03,281 (1.32%)** ▲ 553



## States' Cases (Highest)

## Recovered (%)

## Active (%)

## Deaths (%)

State	Total Cases	Recovered (%)	Active (%)	Deaths (%)
Maharashtra	61,04,917 (▲6,740)	58,61,720 (96%)	1,20,061 (2%)	1,23,136 (2.0%)
Kerala	29,81,721 (▲8,037)	28,66,806 (96%)	1,01,097 (3%)	13,818 (0.5%)
Karnataka	28,56,491 (▲2,848)	27,79,038 (97%)	42,019 (1%)	35,434 (1.2%)
Tamil Nadu	25,00,002 (▲3,715)	24,32,017 (97%)	34,926 (1%)	33,059 (1.3%)
Andhra Pradesh	19,05,023 (▲2,100)	18,58,189 (98%)	33,964 (2%)	12,870 (0.7%)
Uttar Pradesh	17,06,739 (▲118)	16,81,912 (99%)	2,181 (0%)	22,646 (1.3%)
West Bengal	15,06,279 (▲885)	14,70,512 (98%)	17,950 (1%)	17,817 (1.2%)
Delhi	14,34,608 (▲54)	14,08,699 (98%)	912 (0%)	24,997 (1.7%)
Chhattisgarh	9,96,037 (▲319)	9,77,360 (98%)	5,220 (1%)	13,457 (1.4%)
Rajasthan	9,52,789 (▲55)	9,42,756 (99%)	1,092 (0%)	8,941 (0.9%)
Odisha	9,24,699 (▲2,803)	8,94,104 (97%)	26,347 (3%)	4,248 (0.5%)
Gujarat	8,23,895 (▲62)	8,11,491 (98%)	2,333 (0%)	10,071 (1.2%)
Madhya Pradesh	7,90,015 (▲32)	7,80,534 (99%)	466 (0%)	9,015 (1.1%)
Haryana	7,68,957 (▲54)	7,58,348 (99%)	1,113 (0%)	9,496 (1.2%)
Bihar	7,22,603 (▲76)	7,11,692 (98%)	1,305 (0%)	9,606 (1.3%)
Telangana	6,27,498 (▲808)	6,12,096 (98%)	11,704 (2%)	3,698 (0.6%)
Punjab	5,96,550 (▲134)	5,78,310 (97%)	2,118 (0%)	16,122 (2.7%)
Assam	5,19,834 (▲2,640)	4,91,561 (95%)	23,590 (5%)	4,683 (0.9%)
Jharkhand	3,45,983 (▲46)	3,40,257 (98%)	609 (0%)	5,117 (1.5%)
Uttarakhand	3,40,793 (▲69)	3,31,903 (97%)	1,555 (0%)	7,335 (2.2%)

\* ▲ Indicates increase in the number in the last 24 hrs

\* 'Recovered' and 'Active' bar plots (for states) are to scale; the 'Deaths' plot is NOT to scale

@COVIDNewsByMIB



Ministry of Information and Broadcasting  
Government of India

#IndiaFightsCorona

Persons Recovered  
**>51 Thousand**  
(51,864)

Vaccine Doses Administered  
**>45.8 Lakh**  
(45,82,246)

Samples Tested  
**>16.4 Lakh**  
(16,47,424)

**Progress**  
in last 24 hours  
(As on 06<sup>th</sup> July, 2021,  
till 08:00 am)

[/COVIDNewsByMIB](#) [/MIB\\_India](#) [/MIB\\_Hindi](#) [/inbministry](#) [/inbministry](#) [/mib\\_india](#)

Ministry of Information and Broadcasting  
Government of India

#IndiaFightsCorona

(As on 6<sup>th</sup> July, 2021)

**India's VACCINATION drive crosses 35.75 CRORE mark of administered doses.**

#We4Vaccine  
#LargestVaccinationDrive

[/COVIDNewsByMIB](#) [/MIB\\_India](#) [/MIB\\_Hindi](#) [/inbministry](#) [/inbministry](#) [/mib\\_india](#)

**COVID-19 Update****f**

- India reports 34,703 new cases in last 24 hours; lowest in 111 days

**India's Active Caseload declines to 4,64,357; lowest in 101 days**

- Active cases constitute 1.52% of total cases

**2,97,52,294 Total Recoveries across the country so far**

- 51,864 patients recovered during last 24 hours

- Daily recoveries continue to outnumber Daily New Cases for 54th consecutive day

**Recovery Rate increases to 97.17%**

- Weekly Positivity Rate remains below 5%, currently at 2.40%

**Daily positivity rate at 2.11%, less than 3% for 15 consecutive days**

**in****COVID-19 Vaccination Update**

**India's COVID-19 Vaccination Coverage exceeds 35.75 Cr**

**More than 45 lakh Vaccine Doses administered till 7 am today**

**More than 10.57 Cr Vaccine doses administered in the age group 18-44, so far**

India's cumulative COVID Vaccination Coverage exceeded 35.75 crore (35,75,53,612), as per the provisional report till 7 am. Cumulatively, more than 10.57 Cr (10,57,68,530) Vaccine Doses were administered in the age group 18-44 years.

**45 Lakh (45,82,246) Vaccine Doses** were administered in the last 24 hours.

	<b>Cumulative Vaccine Dose Coverage</b>					
	<b>Healthcare workers</b>	<b>Frontline workers</b>	<b>People Aged 18-44 Years</b>	<b>People Aged ≥ 45 Years</b>	<b>People Aged ≥ 60 Years</b>	<b>Total</b>
<b>1<sup>st</sup> Dose</b>	1,02,33,029	1,76,03,102	10,28,40,418	9,12,90,376	6,92,05,465	<b>29,11,72,390</b>



<b>2<sup>nd</sup> Dose</b>	73,30,716	97,12,243	29,28,112	1,99,97,102	2,64,13,049	<b>6,63,81,222</b>
<b>Total</b>	<b>1,75,63,745</b>	<b>2,73,15,345</b>	<b>10,57,68,530</b>	<b>11,12,87,478</b>	<b>9,56,18,514</b>	<b>35,75,53,612</b>

On Day-171 of the vaccination drive (5<sup>th</sup> July, 2021), out of total **45,82,246** vaccine doses that were given, 27,88,440 beneficiaries were vaccinated for 1<sup>st</sup> dose and **17,93,806** beneficiaries received 2<sup>nd</sup> dose of vaccine.



<b>Date: 5<sup>th</sup> July, 2021 (171<sup>st</sup> Day)</b>						
	<b>Healthcare workers</b>	<b>Frontline workers</b>	<b>People Aged 18-44 Years</b>	<b>People Aged ≥ 45 Years</b>	<b>People Aged ≥ 60 Years</b>	<b>Total</b>
<b>1<sup>st</sup> Dose</b>	3,550	16,809	20,74,636	4,87,459	2,05,986	27,88,440
<b>2<sup>nd</sup> Dose</b>	17,157	42,005	1,48,709	10,33,456	5,52,479	<b>17,93,806</b>
<b>Total</b>	<b>20,707</b>	<b>58,814</b>	<b>22,23,345</b>	<b>15,20,915</b>	<b>7,58,465</b>	<b>45,82,246</b>

**20,74,636** vaccine doses were administered as first dose and **1,48,709** vaccine doses given as second dose in the age group 18-44 years yesterday.

Cumulatively, **10,28,40,418** persons in the age group 18-44 years across 37 States/UTs have received their first dose and total **29,28,112** have received their second.


Eight States viz. **Uttar Pradesh, Madhya Pradesh, Rajasthan, Tamil Nadu, Bihar, Gujarat, Karnataka and Maharashtra** have administered more than 50 lakh first dose of COVID-19 Vaccine in the age group 18-44 years.


Details: <https://pib.gov.in/PressReleasePage.aspx?PRID=1733049>

## **More than 37.07 Crore vaccine doses provided to States/UTs**



**More than 1.66 Cr balance and unutilized doses still available with States/UTs and private hospitals to be administered**

 More than 37.07 crore (37,07,23,840) vaccine doses have been provided to States/UTs so far, through all sources and a further 23,80,000 doses are in the pipeline. Of this, the total consumption including wastages is 35,40,60,197 doses (as per data available at 8 AM today).

 More than 1.66 Cr (1,66,63,643) balance and unutilized COVID Vaccine doses are still available with the States/UTs and private hospitals to be administered.

**Details:**<https://pib.gov.in/PressReleasePage.aspx?PRID=1733012>

### **COVID19 Vaccination: Myth vs. Facts**

**States/ UTs had been informed adequately in advance about Vaccine doses that will be made available to them in July**

**States/UTs have been advised to inform Union Health Ministry in case more doses of vaccine are required**

It is clarified that the States/ UTs had been informed adequately in advance about the total doses that will be made available to them as well as to the private sector hospitals during the month of July 2021. The States have been advised to plan their COVID -19 Vaccination sessions based on the availability of COVID vaccines.

**Details:**<https://pib.gov.in/PressReleaseDetail.aspx?PRID=1733160>

### **Inputs from PIB Field Units**

**Maharashtra:** Maharashtra reported 6,740 new COVID-19 cases on Monday, taking the infection tally to 61,04,917, while the death toll increased to 1,23,136 with the addition of 51 fresh fatalities. The state reported a sharp drop in both daily COVID-19 cases and fatalities as compared to Sunday, when it had registered 9,336 infections and 123 fatalities. As many as 13,027 patients were discharged from hospitals in the last 24 hours, pushing the number of recovered cases to 58,61,720. The state now has 1,16,827 active cases.

**f** Gujarat: Gujarat reported 62 COVID-19 cases on Monday, taking its tally to 8,23,895, while two deaths, one each in Surat and Ahmedabad, took the toll to 10,071. 194 people were discharged during the day, taking the state's recovery count to 8,11,491, leaving it with 2,333 active cases. 2,71,07,405 vaccine doses have been administered the state so far, including 2,99,680 on Monday.

**🐦** **Rajasthan:** Rajasthan recorded three more Covid fatalities and 55 fresh cases on Monday, taking the death toll to 8,941 and infection tally to 9,52,789. Of the fresh cases, a maximum of 19 cases were reported from Jaipur while five from Sirohi, among others. A total of 9,42,756 people have recovered from the infection so far and there are 1,092 active cases in the state.

**in** **Madhya Pradesh:** Madhya Pradesh on Monday recorded 32 fresh COVID-19 cases and six fatalities, taking the tally of infections to 7,90,015 and the toll to 9,015. A total of 39 patients were discharged from hospitals in the last 24 hours, raising the count of recoveries in Madhya Pradesh so far to 7,80,534, leaving the state with 466 active cases. Of the total 52 districts in Madhya Pradesh, 38 districts did not record a single new case in the last 24 hours.

**Chhattisgarh:** Chhattisgarh on Monday reported 319 COVID-19 cases and one death, taking the infection count to 9,96,037 and the toll to 13,457. The number of recoveries reached 9,77,360 after 107 people were discharged from hospitals and 336 completed home isolation during the day, leaving the state with 5,220 active cases. Till Sunday, 1,01,36,466 COVID-19 vaccine doses had been administered in the state, with 84,20,556 people getting the first shot and 17,15,910 the second.

**Goa:** Goa's coronavirus caseload went up by 130 and reached 1,67,566 on Monday, while the day also saw two deaths and 130 people getting discharged. The toll in the state is 3,075 and the recovery count stands at 1,67,566, leaving it with 1,934 active cases.

**KERALA:** The state recorded 8037 new Covid cases on Monday. With 102 new fatalities, the death toll mounted to 13,818. Test positivity rate was recorded at 10.03 percent. So far a total of 1,50,13,247 people in the state have been vaccinated in the state. Out of this, 1,12,94,209 took first dose and 37,19,038 second dose.

**TAMIL NADU:** Tamil Nadu has recorded 3,715 fresh Covid cases and 54 deaths on Monday taking the total number of cases beyond the 25 lakh-mark and death toll to 33,059 leaving 34,926 active cases in the State. A total of 1,69,21,705 people have so far been vaccinated in TN. Out of this, 1,41,54,348 took first dose and 27,67,357 took second dose. Similarly in Puducherry UT, a total of 5,39,022 people have so far been vaccinated. Out of this, 4,60,557 took first dose and 78,465 took second dose.

**f KARNATAKA:** As per the State Government bulletin released for 05-07-2021, New Cases Reported:1,564; Total Active Cases: 41,996; New Covid Deaths: 67; Total Covid Deaths: 35,434; Around 2,97,034 were vaccinated yesterday with a total of 2,40,91,357 have been vaccinated in the state till now.

**ANDHRA PRADESH:** State reported 2100 new Covid-19 cases after testing 72,731 samples with 26 deaths, while 3435 got discharged during the last 24 hours. Total cases: 19,05,023; Active cases: 33,964; Discharges: 18,58,189; Deaths: 12,870. A total of 1,65,82,264 doses of Covid vaccines have been administered in the state as on yesterday, which include 1,32,64,680 first doses and 33,17,584 second doses.

**in TELANGANA:** A total of 808 new cases and seven deaths were reported taking the total number of cases in the state to 6,27,498 and fatalities to 3,698. While recovery rate has increased to 97.54 percent, the case Fatality Rate is reported to be 0.58 percent. The number of Active Cases in the state now stands at 11,704. The number of Active Containment Zones in the state has come down to 48.

**Assam:** A total of 31 COVID deaths were reported in Assam in the last 24 hours, while 2,640 new infections were detected in 1,16,542 tests done during the day.

**Manipur:** Daily positivity rate continues to run high with 13.5 pc; 432 positive, 8 deaths reported. The cumulative number of vaccinated people in Manipur is 7,38,63.

**Meghalaya:** COVID-19 continues to take its toll on the state with nine more succumbing to the infection on Monday taking the death toll to 871. 448 patients recovered from the viral infection while 377 fresh cases were detected in the last 24 hours. The active tally now stands at 4,454 while a total number of 46,676 patients have recovered so far.

**Nagaland:** Nagaland reports just 40 new cases and nil deaths on Monday. Active cases are 1192 while tally goes up to 25,559. Nagaland's daily positivity rate comes down below 5% for the first time since the pandemic with just 40 positive cases reported out of 1012 samples tested on Monday.

**Sikkim:** Sikkim recorded 95 new cases of novel Coronavirus in the last 24 hours, taking the State's tally of the confirmed cases of COVID-19 to 21,226. Meanwhile, after four days of recording no deaths, it has reported one death due to Covid 19 in Sikkim. Covid has thus far claimed 309 lives in Sikkim. 324 people made full recoveries this the number of recovered cases of COVID-19 has further improved to 18,793. This spike in recoveries has also brought down the number of active cases in Sikkim to 1,869.

**Tripura:** COVID-19 Claims 15 lives in 5 days. In last 24 hours 226 people tested positive and 5 died while 283 patients recovered in the same time. While Central team arrived in Tripura yesterday to review COVID situation, for management and effective tackling of the pandemic.





## Important Tweets



Choose #Facts over rumours & #Misinformation !!#COVID19 vaccines are safe and scientifically tested



Here are some Myth Busters about #COVID19Vaccine 📌#PIBFactCheck #PIBFacTree #Unite2FightCorona pic.twitter.com/pggWtfDb7A



— PIB Fact Check (@PIBFactCheck) July 6, 2021

#CoronaVirusUpdates

देश में #COVID19 के 80% नए मामले सिर्फ 90 जिलों से आ रहे हैं। इन जिलों को कोविड के खिलाफ अभी सतर्कता की ज़रूरत है, ताकि कोविड संक्रमण को नियंत्रित रखा जा सके।

@MoHFW\_INDIA @PMOIndia#IndiaFightsCorona pic.twitter.com/q0B2xHLHFF

— Dr Harsh Vardhan (@drharshvardhan) July 6, 2021

#CoronaVirusUpdates #COVID19 मामलों में निरंतर कमी!

देश में संक्रमण के Case प्रतिदिन घट रहे हैं। पिछले 24 घंटों में 34,703 मामले सामने आए हैं। पिछले 9 दिनों से लगातार 50 हजार से कम केस दर्ज हो रहे हैं।

ये आंकड़े @MoHFW\_INDIA के संयुक्त सचिव श्री लव अग्रवाल जी ने जारी किए।  
pic.twitter.com/sch4WVIMpv

— Dr Harsh Vardhan (@drharshvardhan) July 6, 2021

PM @NarendraModi जी के नेतृत्व में कोरोना संकट से लड़ते हुए 'PM गरीब कल्याण अन्न योजना' के तहत, 278.25 LMT खधान्न का आवंटन किया जा चुका है।

साथ ही सरकार ने 433.24 LMT गेहूँ की रिकॉर्ड खरीद की, और ₹84,369 करोड़ सीधे किसानों के खाते में ट्रांसफर किए।<https://t.co/uRId9vbmrb> pic.twitter.com/ZP7xPoGXJz

— Piyush Goyal (@PiyushGoyal) July 6, 2021

**#CoronaVirusUpdates:**

State-wise details of Total Confirmed #COVID19 cases (till 06th July, 2021, 8 AM)



States with 1-100000 confirmed cases

States with 100001-800000 confirmed cases



States with 800000+ confirmed cases

Total no. of confirmed cases so far#StaySafe pic.twitter.com/RYARhd3GF6



— #IndiaFightsCorona (@COVIDNewsByMIB) July 6, 2021

**#CoronaVirusUpdates:**

📍 Total #COVID19 Cases in India (as on July 06th, 2021)

▶ 97.17% Cured/Discharged/Migrated (2,97,52,294)

▶ 1.52% Active cases (4,64,357)

▶ 1.32% Deaths (4,03,281)

Total COVID-19 confirmed cases = Cured/Discharged/Migrated+Active cases+Deaths#StaySafe pic.twitter.com/FKYM5qYwG2

— #IndiaFightsCorona (@COVIDNewsByMIB) July 6, 2021

**#IndiaFightsCorona:#COVID19Vaccination Status (As on 06th July, 2021, 8:00 AM)**

✅ Total vaccine doses administered (so far): 35,75,53,612

✅ Vaccine doses administered (in last 24 hours): 45,82,246#We4Vaccine  
#LargestVaccinationDrive@ICMRDELHI @DBTIndia  
pic.twitter.com/2gpMP3xGwf

— #IndiaFightsCorona (@COVIDNewsByMIB) July 6, 2021



#IndiaFightsCorona:



🔗 **#COVID19 Vaccine Doses: Age-wise Distribution** (As on July 06th, 2021, till 10:00 AM)



✅ Above 60 years: 27.4%

✅ 45-60 years: 34.5%



✅ 18-44 years:

38.1%#We4Vaccine#LargestVaccinationDrive#Unite2FightCorona



pic.twitter.com/os25E34ILf

— #IndiaFightsCorona (@COVIDNewsByMIB) July 6, 2021

\*\*\*\*\*

**MV/AS**

(Release ID: 1733171) Visitor Counter : 389

Read this release in: Urdu , Marathi , Gujarati