



PIB Headquarters



PIB'S BULLETIN ON COVID-19



Posted On: 04 JUL 2021 5:12PM by PIB Delhi



- **35.12 Cr. Vaccine Doses administered so far under Nationwide Vaccination Drive**
- **India reports 43,071 new cases in last 24 hours**
- **India's Active Caseload declines to 4,85,350**
- **Active cases constitute 1.59% of total cases**
- **2,96,58,078 Total Recoveries across the country so far**
- **52,299 patients recovered during last 24 hours**
- **Daily recoveries continue to outnumber the Daily New Cases for the 52nd consecutive day**
- **Recovery Rate increases to 97.09%**
- **Weekly Positivity Rate remains below 5%, currently at 2.44%**
- **Daily positivity rate at 2.34%, less than 5% for 27 consecutive days**

#Unite2FightCorona#IndiaFightsCorona

PRESS INFORMATION BUREAU

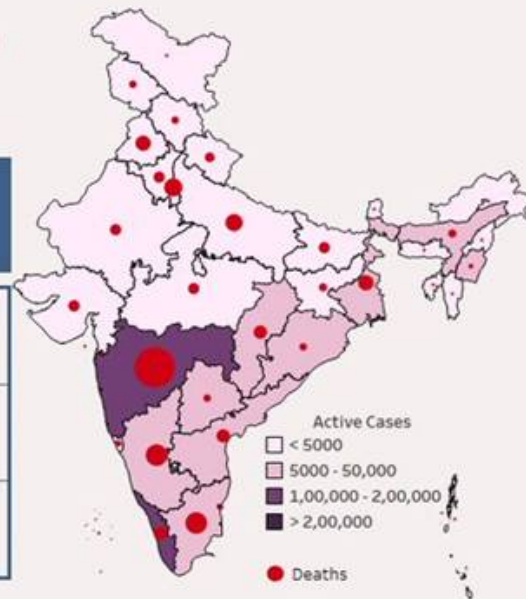
MINISTRY OF INFORMATION & BROADCASTING

GOVERNMENT OF INDIA

COVID-19 Tracker

As on 4 July 2021, till 8AM

Total Cases	3,05,45,433 (▲43,071)	
Recovered	2,96,58,078 (97.09%)	▲ 52,299
Active	4,85,350 (1.59%)	▼ 10,183
Deaths	4,02,005 (1.32%)	▲ 955



States' Cases (Highest)	Recovered (%)	Active (%)	Deaths (%)	
Maharashtra	60,88,841 (▲9,489)	58,45,315 (96%)	1,20,802 (2%)	1,22,724 (2.0%)
Kerala	29,61,584 (▲12,456)	28,43,909 (96%)	1,04,035 (4%)	13,640 (0.5%)
Karnataka	28,52,079 (▲2,082)	27,68,632 (97%)	48,139 (2%)	35,308 (1.2%)
Tamil Nadu	24,92,420 (▲4,013)	24,23,606 (97%)	35,881 (1%)	32,933 (1.3%)
Andhra Pradesh	18,99,748 (▲2,930)	18,51,062 (97%)	35,871 (2%)	12,815 (0.7%)
Uttar Pradesh	17,06,495 (▲111)	16,81,412 (99%)	2,461 (0%)	22,622 (1.3%)
West Bengal	15,04,097 (▲1,391)	14,67,038 (98%)	19,280 (1%)	17,779 (1.2%)
Delhi	14,34,460 (▲86)	14,08,456 (98%)	1,016 (0%)	24,988 (1.7%)
Chhattisgarh	9,95,489 (▲294)	9,76,706 (98%)	5,330 (1%)	13,453 (1.4%)
Rajasthan	9,52,663 (▲90)	9,42,469 (99%)	1,260 (0%)	8,934 (0.9%)
Odisha	9,19,026 (▲2,917)	8,87,420 (97%)	27,452 (3%)	4,154 (0.5%)
Gujarat	8,23,763 (▲76)	8,11,169 (98%)	2,527 (0%)	10,067 (1.2%)
Madhya Pradesh	7,89,936 (▲49)	7,80,445 (99%)	490 (0%)	9,001 (1.1%)
Haryana	7,68,852 (▲52)	7,58,144 (99%)	1,234 (0%)	9,474 (1.2%)
Bihar	7,22,418 (▲136)	7,11,279 (98%)	1,540 (0%)	9,599 (1.3%)
Telangana	6,26,085 (▲848)	6,09,947 (97%)	12,454 (2%)	3,684 (0.6%)
Punjab	5,96,265 (▲171)	5,77,624 (97%)	2,538 (0%)	16,103 (2.7%)
Assam	5,15,981 (▲2,375)	4,86,265 (94%)	25,084 (5%)	4,632 (0.9%)
Jharkhand	3,45,885 (▲91)	3,39,966 (98%)	805 (0%)	5,114 (1.5%)
Uttarakhand	3,40,646 (▲158)	3,31,494 (97%)	1,821 (1%)	7,331 (2.2%)

* ▲ indicates increase in the number in the last 24 hrs

* 'Recovered' and 'Active' bar plots (for states) are to scale; the 'Deaths' plot is NOT to scale

@COVIDNewsByMIB



Ministry of Information and Broadcasting
Government of India

#IndiaFightsCorona

(As on 4th July, 2021)

India's **VACCINATION** drive crosses **35.12 CRORE** mark of administered doses.

#We4Vaccine
#LargestVaccinationDrive

[/COVIDNewsByMIB](#) [/MIB_India](#) [/MIB_Hindi](#) [/inbministry](#) [/inbministry](#) [/mib_india](#)

Ministry of Information and Broadcasting
Government of India

#IndiaFightsCorona

Progress in last 24 hours
(As on 04th July, 2021, till 08:00 am)

Persons Recovered	>52 Thousand (52,299)
Vaccine Doses Administered	>63.8 Lakh (63,87,849)
Samples Tested	>18.3 Lakh (18,38,490)

[/COVIDNewsByMIB](#) [/MIB_India](#) [/MIB_Hindi](#) [/inbministry](#) [/inbministry](#) [/mib_india](#)

COVID-19 Update**India's COVID-19 Vaccination Coverage crosses 35 Cr mark****Less than 50,000 Daily New Cases reported for a week****India's Active Caseload declines to 4,85,350; Active cases constitute only 1.59% of total cases****Daily Positivity Rate (2.34%) less than 5% for 27 consecutive days**

India's cumulative vaccination coverage crossed the landmark of **35 crore** yesterday. A total of **35,12,21,306** vaccine doses have been administered through 46,04,925 sessions, as per the provisional report till 7 am today. **63,87,849** vaccine doses were administered in the last 24 hours. These include:

HCWs	1 st Dose	1,02,27,957
	2 nd Dose	73,08,968
FLWs	1 st Dose	1,75,81,755
	2 nd Dose	96,55,149
Age Group 18-44 years	1 st Dose	9,98,28,219
	2 nd Dose	27,26,338
Age Group 45-59 years	1 st Dose	9,05,89,022
	2 nd Dose	1,86,76,107
Over 60 years	1 st Dose	6,89,10,208
	2 nd Dose	2,57,17,583
Total		35,12,21,306

f The new phase of universalization of COVID19 vaccination commenced from 21st June, 2021. The Union Government is committed to accelerating the pace and expanding the scope of COVID19 vaccination throughout the country.



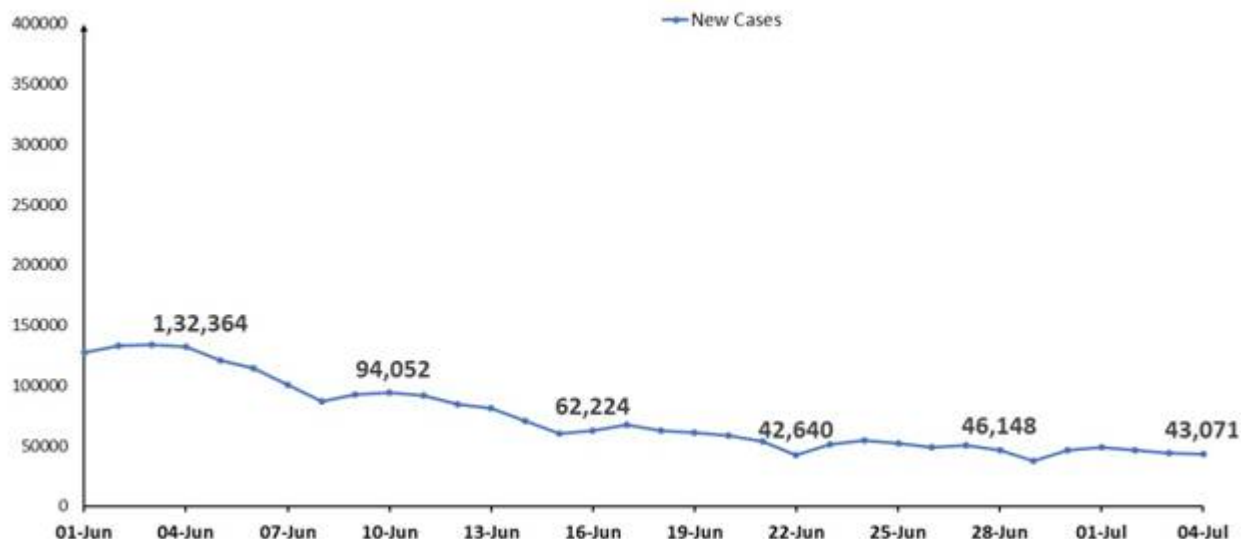
India has reported 43,071 new cases in the last 24 hours.

🗨️ Less than 50,000 Daily New Cases have been reported since **seven continuous days**. This is a result of sustained and collaborative efforts by the Centre and the States/UTs.



43k Daily New Cases reported in last 24 hrs

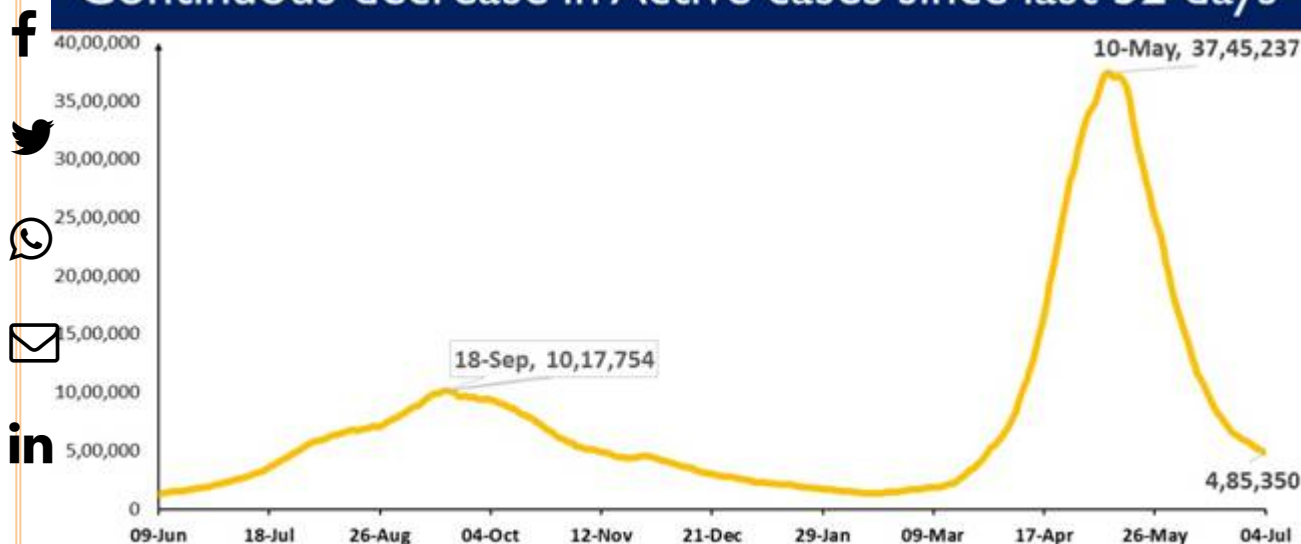
in



India has also been witnessing a continuous fall in the active caseload. The country's Active Caseload today stands at **4,85,350**.

A net decline of **10,183** is witnessed in the last 24 hours and active cases are now only **1.59%** of the country's total Positive Cases.

Continuous decrease in Active cases since last 52 days



Decrease in active cases by 10,183 cases in last 24 hrs

As more people are getting recovered from COVID-19 infection, India's Daily Recoveries continue to outnumber the Daily New Cases for 52 consecutive days now. **52,299** recoveries were registered in the last 24 hours.

More than 9,000 (**9,228**) recoveries were reported during the last 24 hours as compared to the daily new cases.

Details: <https://pib.gov.in/PressReleaseDetail.aspx?PRID=1732583>

Important Tweets

#LargestVaccineDrive #COVID19 के खिलाफ जंग में एक और मील का पथर!


PM श्री @narendramodi जी के मार्गदर्शन में देश में जारी टीकाकरण अभियान में अब तक 35 करोड़ से अधिक #CovidVaccine की डोज़ दी जा चुकी हैं।

आइए, टीकाकरण को एक जन आंदोलन बनाएं।@PMOIndia
pic.twitter.com/F15EJcmfA6


— Dr Harsh Vardhan (@drharshvardhan) July 4, 2021



India's fight against #COVID19 continues its positive trajectory!

 Recovery rate increases to 97.09%

 Daily Positivity Rate decreases to 2.34%

 More than 35.12 Cr #COVID19Vaccine doses administered nationwide@PMOIndia @MoHFW_INDIA pic.twitter.com/IgEQWJ6RDA

— Dr Harsh Vardhan (@drharshvardhan) July 4, 2021



Co-WIN: The tech backbone of India's vaccination drive.

The #CoWINGlobalConclave is being held tomorrow that will see participation from health & technology experts from across the globe. India will share the experience of its vaccination drive through the #CoWIN platform.

pic.twitter.com/ux4p2pK5dE

— Arindam Bagchi (@MEAIndia) July 4, 2021

#CoronaVirusUpdates:

State-wise details of Total Confirmed #COVID19 cases (till 04th July, 2021, 8 AM)

- States with 1-100000 confirmed cases
- States with 100001-800000 confirmed cases
- States with 800000+ confirmed cases
- Total no. of confirmed cases so far#StaySafe pic.twitter.com/i00aDeZkeH

— #IndiaFightsCorona (@COVIDNewsByMIB) July 4, 2021

f #IndiaFightsCorona:#COVID19Vaccination Status (As on 04th July, 2021, 8:00 AM)

t ✓ Total vaccine doses administered (so far): 35,12,21,306

w ✓ Vaccine doses administered (in last 24 hours): 63,87,849#We4Vaccine #LargestVaccinationDrive@ICMRDELHI @DBTIndia pic.twitter.com/1mjPNJKIQF

e — #IndiaFightsCorona (@COVIDNewsByMIB) July 4, 2021

in

#CoronaVirusUpdates:

🔑 Total #COVID19 Cases in India (as on July 04th, 2021)

- ▶ 97.09% Cured/Discharged/Migrated (2,96,58,078)
- ▶ 1.59% Active cases (4,85,350)
- ▶ 1.32% Deaths (4,02,005)

Total COVID-19 confirmed cases = Cured/Discharged/Migrated+Active cases+Deaths#StaySafe pic.twitter.com/UChSPvPPgF

— #IndiaFightsCorona (@COVIDNewsByMIB) July 4, 2021

MV/AS

(Release ID: 1732642) Visitor Counter : 467

Read this release in: Hindi , Marathi , Punjabi , Gujarati