




Ministry of Health and Family Welfare

 India crosses a major landmark with more than 1 Cr vaccine doses administered for 18-44 age group under Phase-3 of Vaccination Drive



 Daily Recoveries outnumber Daily New Cases for 11th consecutive days



Daily New Cased less than 3 Lakh for 8th successive day

Weekly Positivity Rate Declines to 12.66%

Posted On: 24 MAY 2021 11:52AM by PIB Delhi

India has crossed a significant landmark in its fight against COVID19 pandemic today. The country has administered more than **1 Cr (1,06,21,235)** Vaccine Doses for 18-44 age group under Phase-3 of Vaccination Drive. Vaccination is an integral pillar of the comprehensive strategy of Government of India for containment and management of the pandemic, along with Test, Track, Treat and COVID Appropriate Behaviour. Implementation of the Liberalized and Accelerated Phase-3 Strategy of Covid-19 Vaccination has started from 1st May 2021.

S. No.	States	Total
1	A & N Islands	4,082
2	Andhra Pradesh	8,891
3	Arunachal Pradesh	17,777
4	Assam	4,33,615
5	Bihar	12,27,279



6	Chandigarh	18,613
7	Chhattisgarh	7,01,945
8	Dadra & Nagar Haveli	18,269
9	Daman & Diu	19,802
10	Delhi	9,15,275
11	Goa	30,983
12	Gujarat	6,89,234
13	Haryana	7,20,681
14	Himachal Pradesh	40,272
15	Jammu & Kashmir	37,562
16	Jharkhand	3,69,847
17	Karnataka	1,97,693
18	Kerala	30,555
19	Ladakh	3,845
20	Lakshadweep	1,770
21	Madhya Pradesh	7,72,873
22	Maharashtra	7,06,853
23	Manipur	9,110
24	Meghalaya	23,142
25	Mizoram	10,676



26	Nagaland	7,376
27	Odisha	3,06,167
28	Puducherry	5,411
29	Punjab	3,70,413
30	Rajasthan	13,17,060
31	Sikkim	6,712
32	Tamil Nadu	53,216
33	Telangana	654
34	Tripura	53,957
35	Uttar Pradesh	10,70,642
36	Uttarakhand	2,20,249
37	West Bengal	1,98,734
Total		1,06,21,235

The cumulative number of COVID-19 vaccine doses administered in the country exceeded **19.60 Cr** today under the Phase-3 of the nationwide Vaccination Drive.

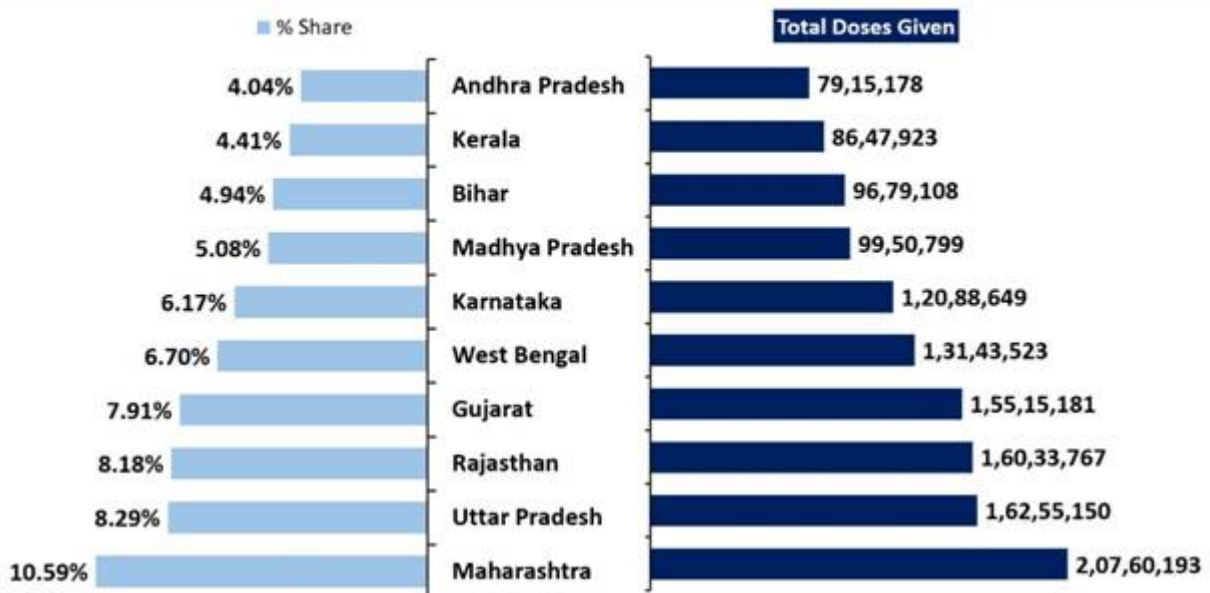
A total of **19,60,51,962** vaccine doses have been administered through 28,16,725 sessions, as per the provisional report till 7 am today. These include **97,60,444** HCWs who have taken the 1st dose and **67,06,890** HCWs who have taken the 2nd dose, **1,49,91,357** FLWs (1st dose), **83,33,774** FLWs (2nd dose), **1,06,21,235** beneficiaries under 18-44 age group (1st dose), **6,09,11,756** (1st dose) and **98,18,384** (2nd dose) beneficiaries aged 45 to 60 years. **5,66,45,457** 1st dose beneficiaries and **1,82,62,665** 2nd dose beneficiaries of more than 60 years old.



HCWs	1 st Dose	97,60,444
	2 nd Dose	67,06,890
FLWs	1 st Dose	1,49,91,357
	2 nd Dose	83,33,774
Age Group 18-44 years	1 st Dose	1,06,21,235
Age Group 45 to 60 years	1 st Dose	6,09,11,756
	2 nd Dose	98,18,384
Over 60 years	1 st Dose	5,66,45,457
	2 nd Dose	1,82,62,665
Total		19,60,51,962

Ten states account for **66.30%** of the total doses given so far in the country.

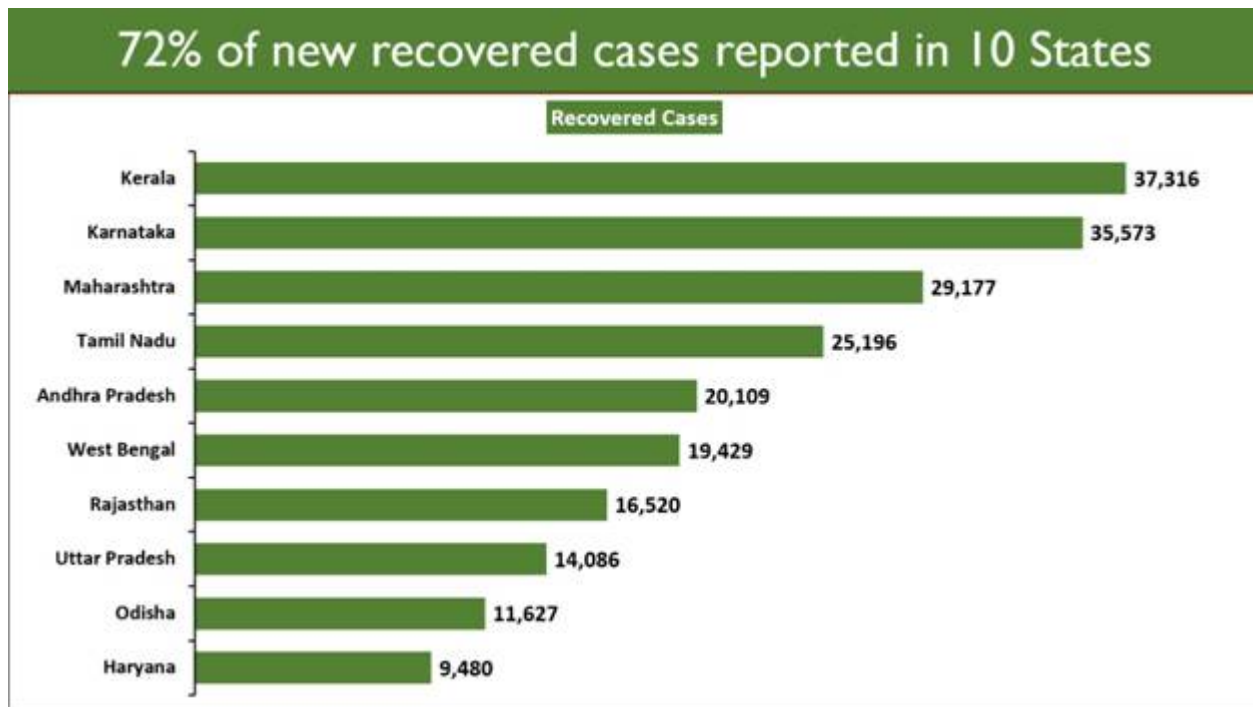
66% of cumulative doses given so far, are in 10 States



India's Daily Recoveries continue to outnumber the Daily New Cases for the 11th consecutive day. **3,02,544** recoveries were registered in the last 24 hours.

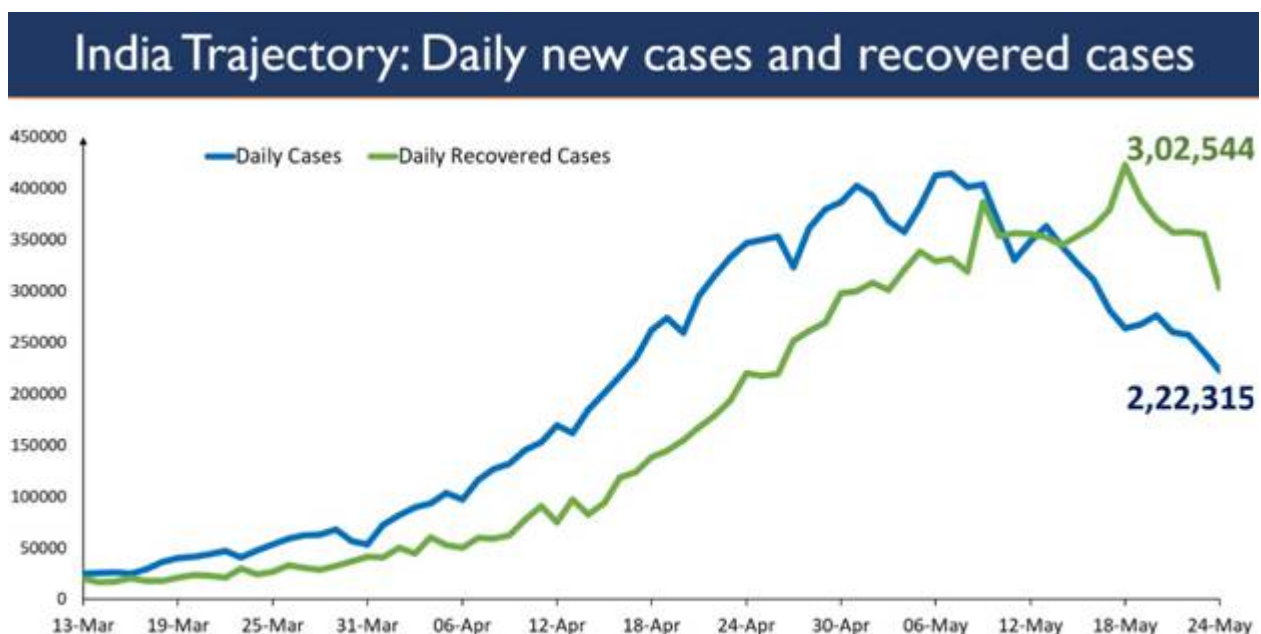
India's cumulative recoveries have reached **2,37,28,011** today. The National Recovery Rate has grown further to touch **88.69%**.

Ten states account for **72.23%** of the new recoveries.



In another positive development, India has recorded less than 3 lakh Daily New Cases for eight consecutive days now. The gap between Daily New Cases and Daily Recovered Cases has reduced to 80,229 today.

India's Daily New cases and recovered cases trajectory is shown below.

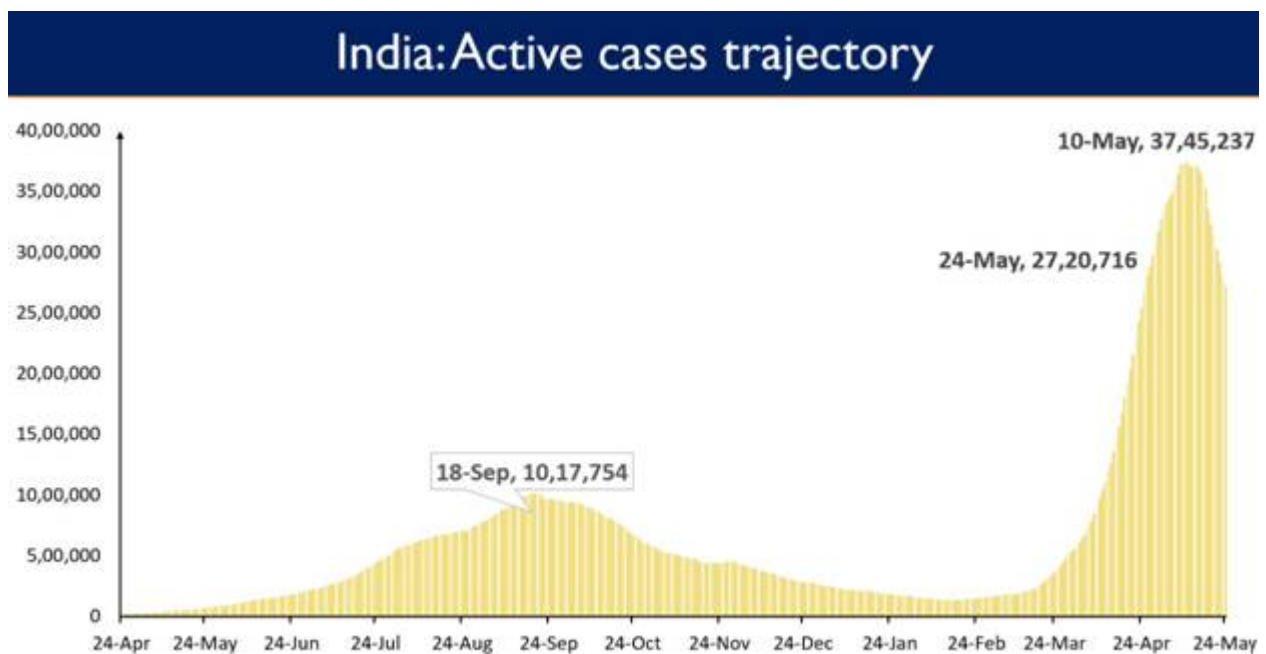


2,22,315 Daily New Cases were registered in the last 24 hours.

f Ten States reported **81.08%** of the new cases in last 24 hours. Tamil Nadu has reported the highest daily new cases at 35,483, followed by Maharashtra with 26,672 new cases.



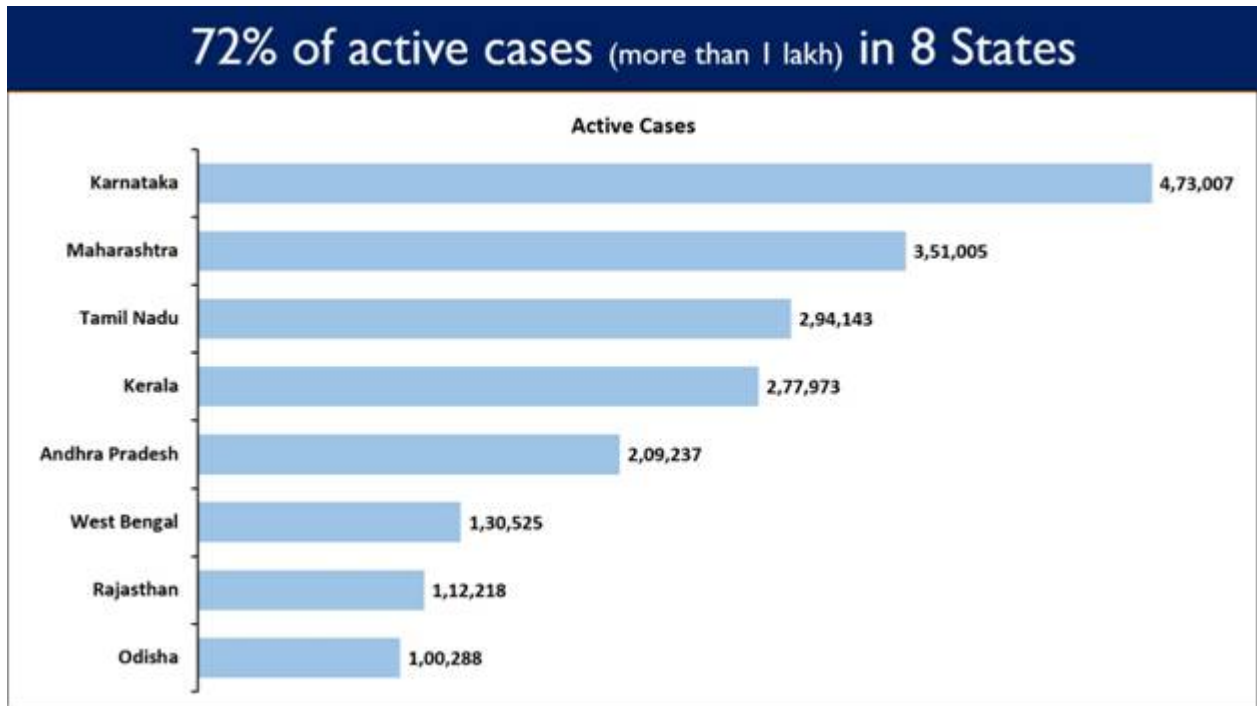
India's active caseload trajectory is shown below. Active Cases **have decreased** since its last peak on 10th May 2021.



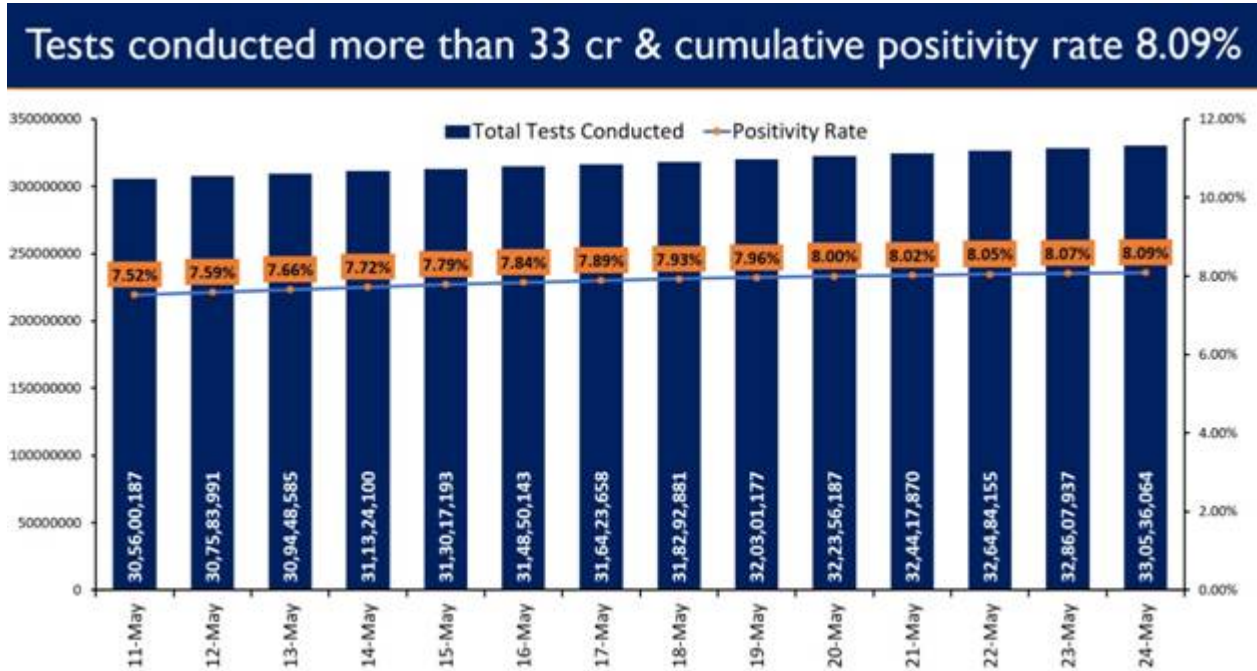
India's total Active Caseload has decreased to **27,20,716** today.

A net decline of **84,683** is witnessed in the last 24 hours. It now comprises **10.17%** of the country's total Positive Cases.

8 States cumulatively account for **71.62%** of India's total Active Cases.



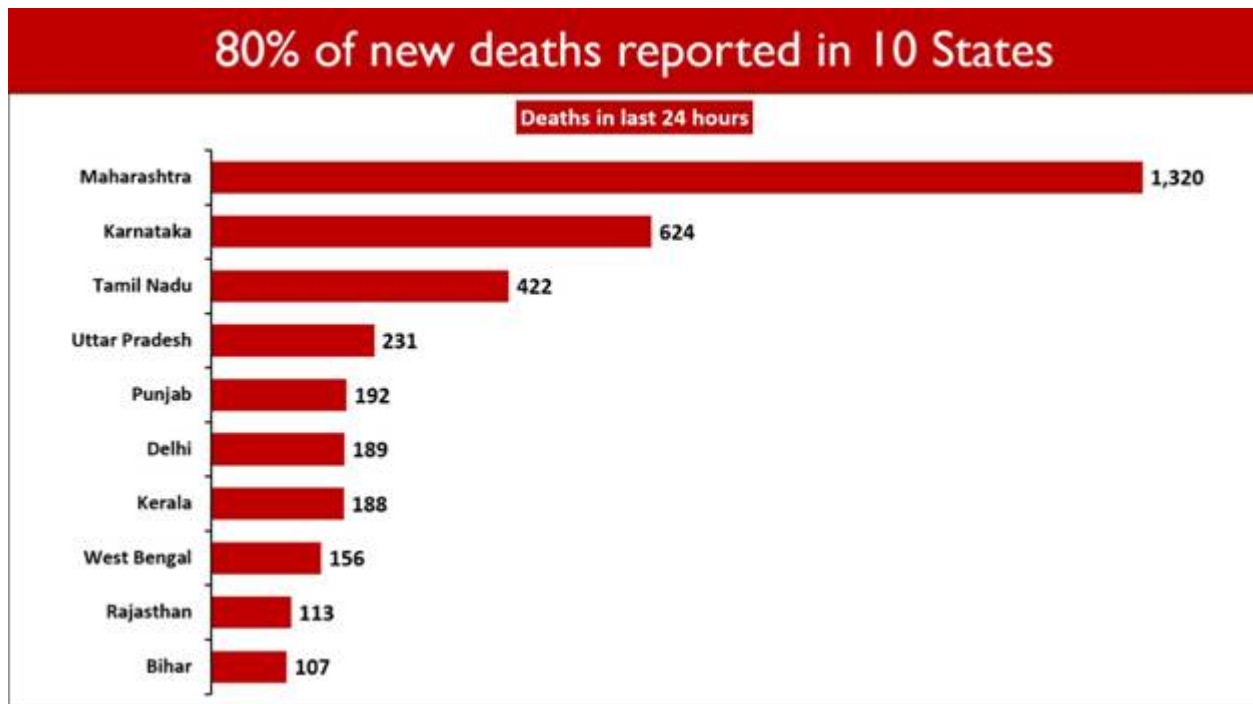
A total of 19,28,127 tests were conducted in the last 24 hours in the country and cumulatively 33,05,36,064 tests have been done so far. The Cumulative Positivity rate stands at 8.09% today. **Weekly Positivity Rate has also declined to 12.66%.**



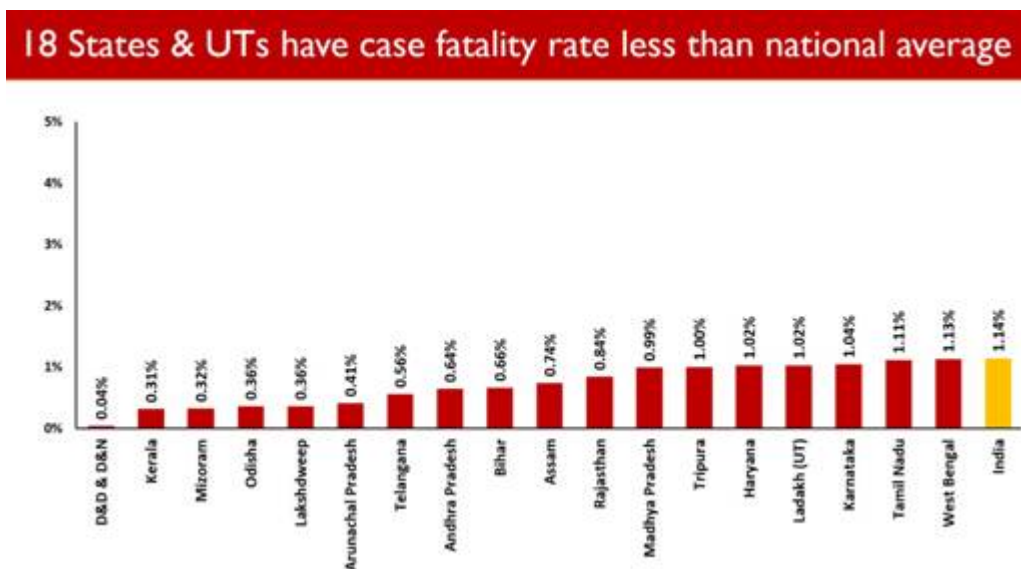
The National Mortality Rate currently stands at **1.14%**.

4,454 deaths were reported in the last 24 hours.

Ten States account for **79.52%** of the new deaths in the last 24 hours. Maharashtra saw the maximum casualties (1,320). Karnataka follows with 624 daily deaths.



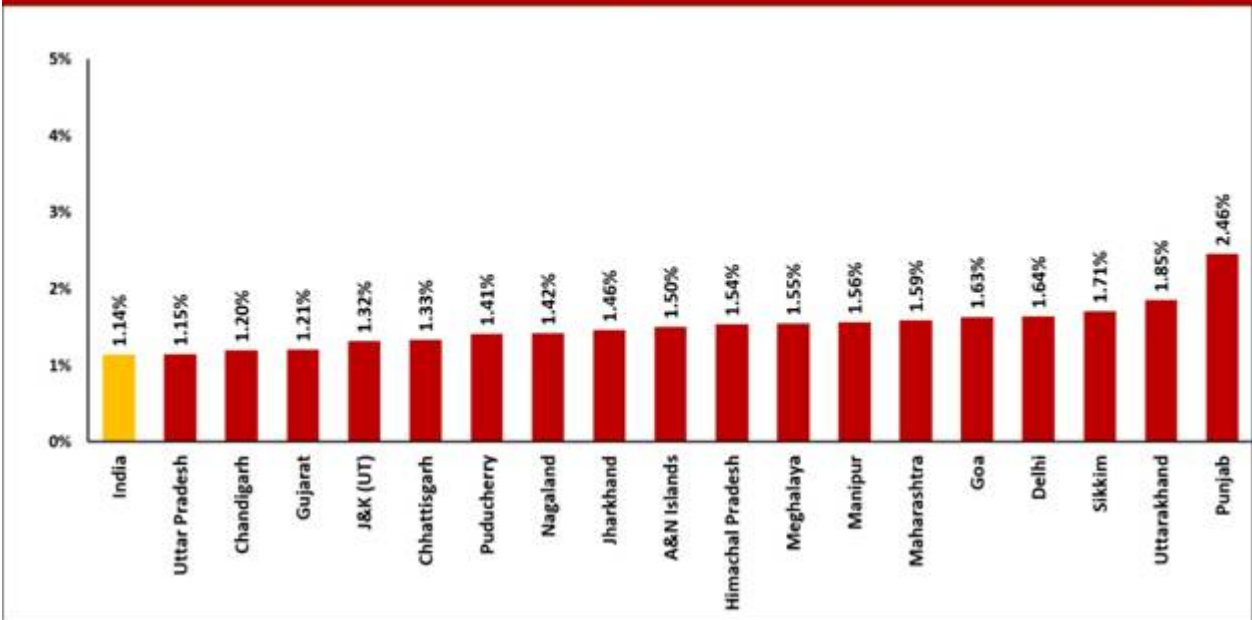
18 states/UTs have a Case Fatality Rate less than the national average (1.14%)



18 states/UTs have a Case Fatality Rate more than the national average.



18 States & UTs have case fatality rate more than national average



MV

HFV/COVID States data/24thMay2021/1

(Release ID: 1721206) Visitor Counter : 11

Read this release in: Tamil , Telugu , Urdu , Marathi , Hindi , Bengali , Assamese , Punjabi , Gujarati , Odia , Kannada