



Ministry of Health and Family Welfare

 India Again Sets a New Record with Highest ever
20.66 Lakh Tests Conducted in the last 24 hours



 More than 20 Lakh daily Tests being conducted for
Four Successive Days



Daily Positivity Rate Declines to 12.45%

Daily Recoveries Outnumber Daily New Cases for
9th Consecutive Day

Less than 3 Lakh daily New Cases for six
Successive days

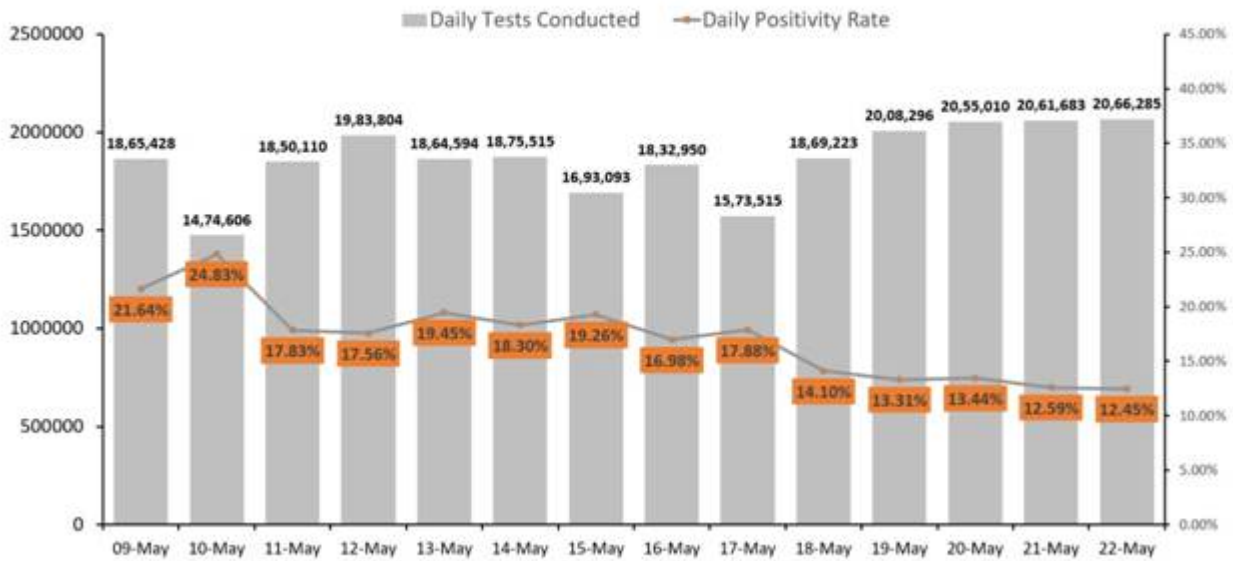
Posted On: 22 MAY 2021 11:40AM by PIB Delhi

With more than 20.66 Lakh tests conducted in the last 24 hours, India has again set a new record of highest tests conducted in a day. This is also the fourth successive day of more than 20 lakh tests in India.

The daily positivity rate has declined to **12.45%**.

Cumulatively, 20,66,285 tests conducted in the last 24 hours in the country.

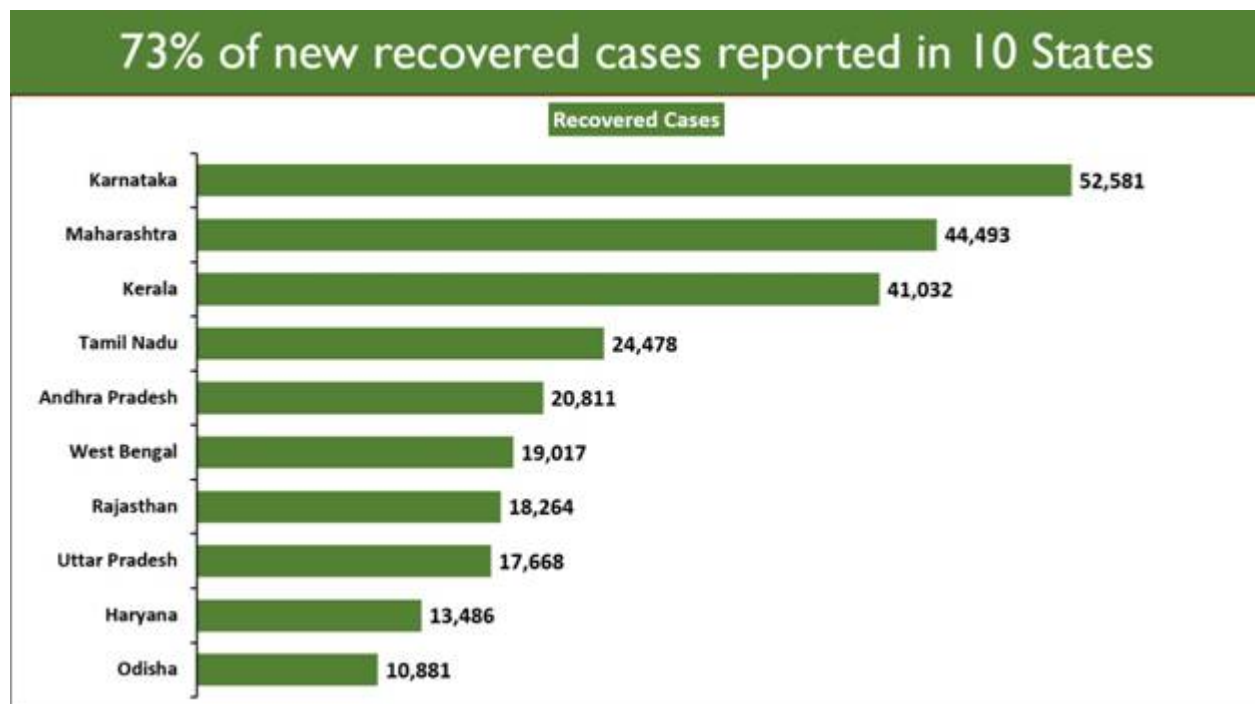
More than 20 lakh tests conducted daily in the last 4 days



India's Daily Recoveries continue to outnumber the Daily New Cases for the ninth consecutive day. **3,57,630** recoveries were registered in the last 24 hours.

India's cumulative recoveries have reached **2,30,70,365** today. The National Recovery Rate has grown further to touch **87.76%**.

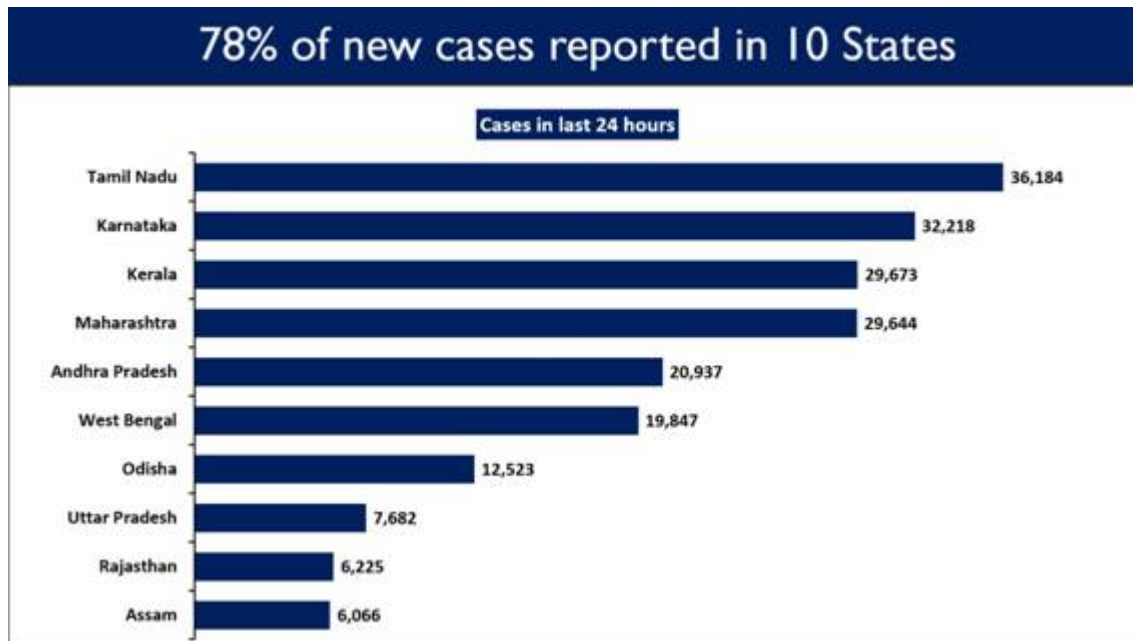
Ten states account for **73.46%** of the new recoveries.



In another positive development, India has recorded less than 3 lakh Daily New cases for six consecutive days now.

2,57,299 Daily New Cases were registered in the last 24 hours.

f Ten States reported **78.12%** of the new cases in last 24 hours. Tamil Nadu has reported the highest daily new cases at 36,184, followed by Karnataka with 32,218 new cases.

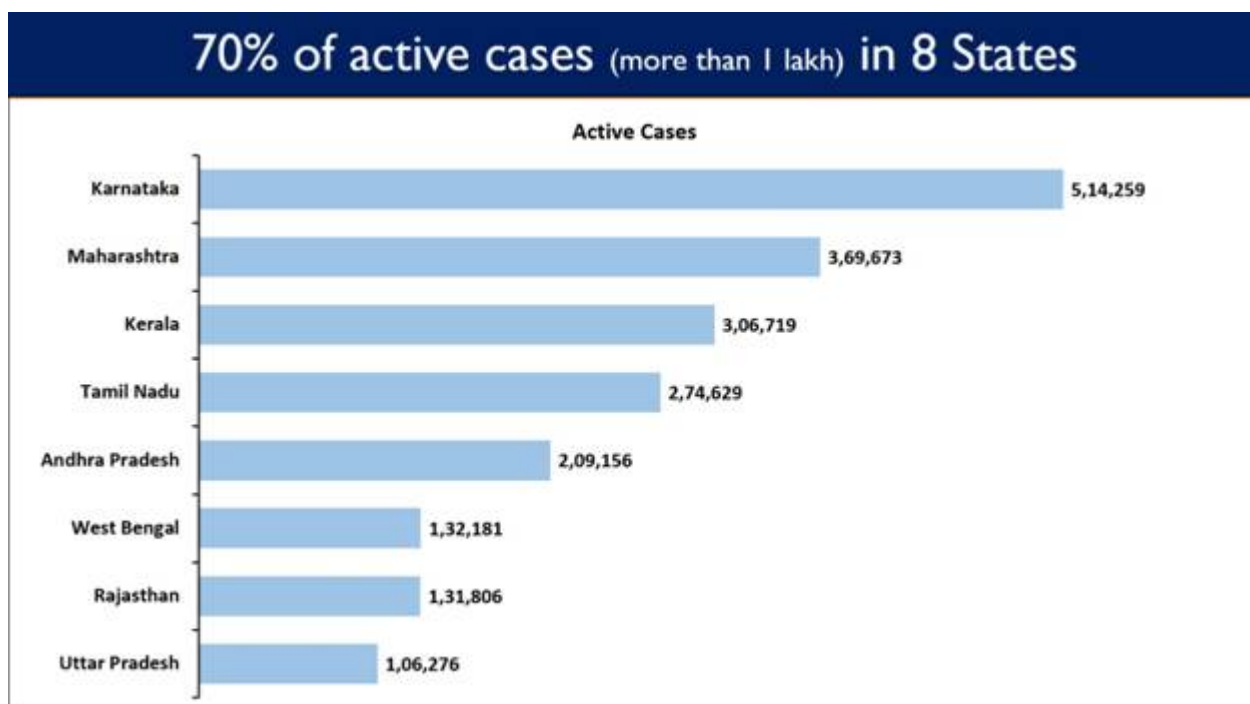


On the other hand, India's total Active Caseload has decreased to **29,23,400** today.

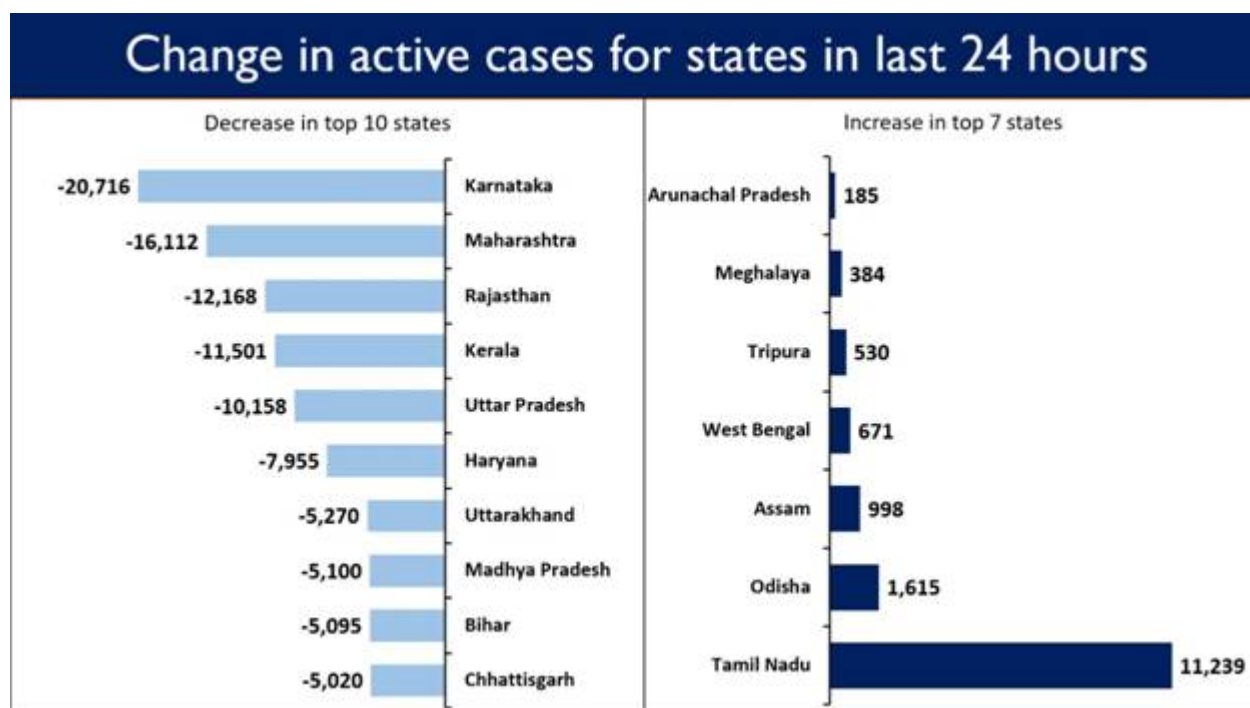
A net decline of **1,04,525** is witnessed in the last 24 hours.

It now comprises **11.12%** of the country's total Positive Cases.

8 States cumulatively account for **69.94%** of India's total Active Cases.



The graph below highlights the change in active cases for states in the last 24 hours.



The cumulative number of COVID-19 vaccine doses administered in the country exceeded **19.33** Cr today under the Phase-3 of the nationwide Vaccination Drive.

A total of **19,33,72,819** vaccine doses have been administered through 27,76,936 sessions, as per the provisional report till 7 am today. These include **97,38,148** HCWs who have taken the 1st dose and **66,91,350** HCWs who have taken the 2nd dose, **1,48,70,081** FLWs (1st dose), **83,06,020** FLWs (2nd dose), **92,97,532** beneficiaries under 18-44 age group (1st dose), **6,02,11,957** (1st dose) and **96,84,295** (2nd dose) beneficiaries aged 45 to 60 years. **5,63,83,760** 1st dose beneficiaries and **1,81,89,676** 2nd dose beneficiaries of more than 60 years old.

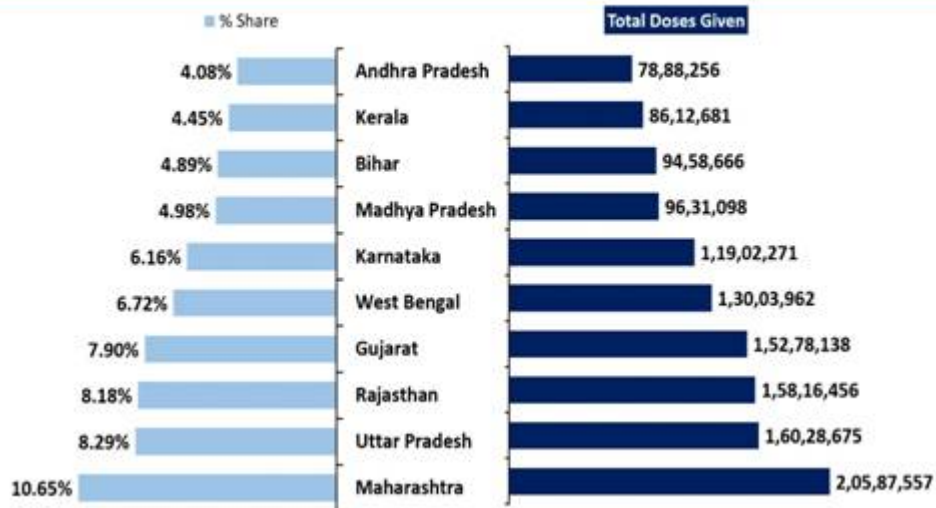
| | | |
|---------------------------------|----------------------|--------------------|
| HCWs | 1 st Dose | 97,38,148 |
| | 2 nd Dose | 66,91,350 |
| FLWs | 1 st Dose | 1,48,70,081 |
| | 2 nd Dose | 83,06,020 |
| Age Group 18-44 years | 1 st Dose | 92,97,532 |
| Age Group 45 to 60 years | 1 st Dose | 6,02,11,957 |
| | 2 nd Dose | 96,84,295 |



| | | |
|---------------|----------------------|--------------|
| Over 60 years | 1 st Dose | 5,63,83,760 |
| | 2 nd Dose | 1,81,89,676 |
| Total | | 19,33,72,819 |

Ten states account for **66.30%** of the total doses given so far in the country.

66% of cumulative doses given so far, are in 10 States



MV

HFW/COVID States data/22ndMay2021/1

(Release ID: 1720821) Visitor Counter : 14

Read this release in: Urdu , Marathi , Hindi , Bengali , Assamese , Punjabi , Gujarati , Odia , Tamil , Telugu