



Ministry of Health and Family Welfare



More than 20 crore vaccine doses provided to States/UTs Free of Cost by Govt. of India, so far



More than 1.84 crore doses still available with States/UTs to be administered



Nearly 51 lakh doses in addition will be received by States/UTs in next 3 days

Posted On: 16 MAY 2021 11:54AM by PIB Delhi

Vaccination forms an integral component of the comprehensive strategy of Government of India of containment and management of the pandemic (including Test, Track, Treat and COVID Appropriate Behaviour). Government of India has been supporting the nationwide vaccination drive by providing COVID Vaccines free of cost to the States and UTs, in addition to several efforts to ramp up its production and supply.

Implementation of the Liberalized and Accelerated Phase 3 Strategy of Covid-19 Vaccination has started from 1st May 2021. Under the Strategy, in every month 50% of the total Central Drugs Laboratory (CDL) cleared vaccine doses of any manufacturer would be procured by Govt. of India. It would continue to make these doses available to the State Govts totally free of cost as was being done earlier.

Government of India has **so far provided more than 20 crore vaccine doses** (20,28,09,250) to States/UTs, Free of Cost. Of this, the total consumption, calculated based on average up to 14<sup>th</sup> May 2021, including wastages is 18,43,67,772 doses (as per data available at 7 PM yesterday).

**More than 1.84 crore COVID Vaccine doses (1,84,41,478) are still available with the States/UTs to be administered.** States with negative balance are showing more consumption (including wastage) than vaccine supplied as they have not reconciled the vaccine they have supplied to Armed Forces.

Furthermore, nearly 51 lakh (50,95,640) vaccine doses are in the pipeline and will be received by the States/UTs within the next 3 days.

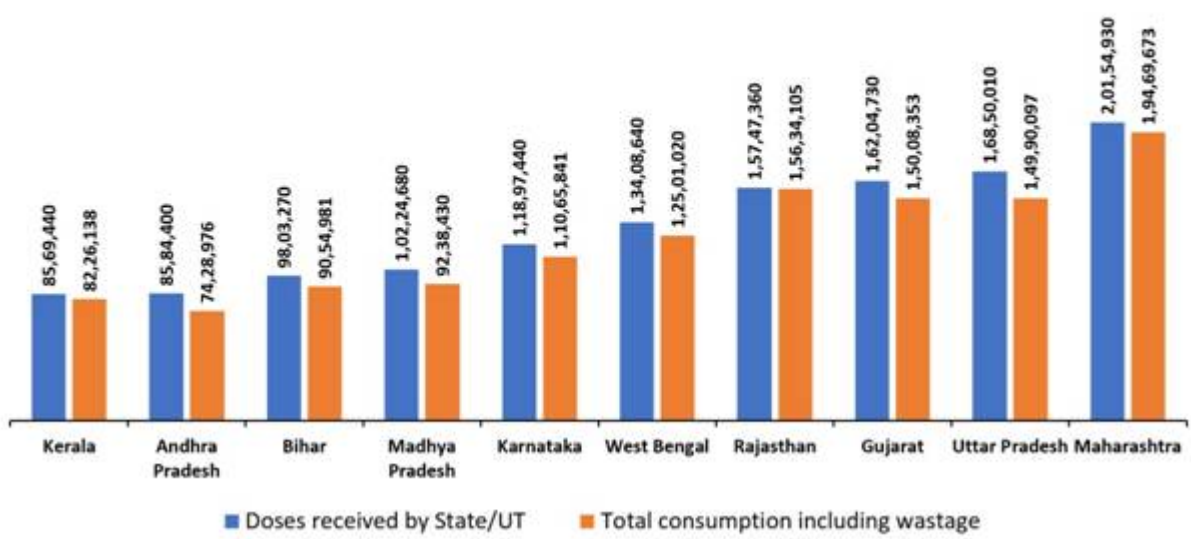


Status of COVID-19 Vaccine Distribution to States/UTs both supplied free by Government of India and procured directed by State/UT as on 15.05.2021 at 07:00 PM					
		Supplied	Consumption*	Balance with the State/UTs (Supplied-Consumption)	In pipeline
Sl. No.	State/UTs/GMSDs	Total	Total	Total	Total
1	A&N Islands	2,00,540	1,13,455	87,085	19,940
2	Andhra Pradesh	85,84,400	74,28,976	11,55,424	50,000
3	Arunachal Pradesh	3,56,190	2,93,227	62,963	36,510
4	Assam	38,23,180	34,78,671	3,44,509	53,690
5	Bihar	98,03,270	90,54,981	7,48,289	-
6	Chandigarh	3,23,140	2,76,754	46,386	33,000
7	Chhattisgarh	72,13,660	64,51,239	7,62,421	4,22,300
8	Dadra and Nagar Haveli	1,20,640	56,986	63,654	-
9	Daman and Diu	1,03,800	58,246	45,554	-
10	Delhi	49,40,000	44,07,117	5,32,883	1,73,760
11	Goa	6,47,240	4,23,744	2,23,496	-
12	Gujarat	1,62,04,730	1,50,08,353	11,96,377	-
13	Haryana	55,32,980	50,84,422	4,48,558	1,00,000
14	Himachal Pradesh	24,64,310	21,53,635	3,10,675	27,080
15	Jammu and Kashmir	31,51,490	28,50,523	3,00,967	-
16	Jharkhand	43,12,690	35,27,889	7,84,801	2,20,970
17	Karnataka	1,18,97,440	1,10,65,841	8,31,599	-
18	Kerala	85,69,440	82,26,138	3,43,302	3,00,000
19	Ladakh	2,31,030	1,22,440	1,08,590	15,260
20	Lakshadweep	46,960	30,048	16,912	4,160
21	Madhya Pradesh	1,02,24,680	92,38,430	9,86,250	5,26,330
22	Maharashtra	2,01,54,930	1,94,69,673	6,85,257	50,000
23	Manipur	5,32,570	3,86,031	1,46,539	-
24	Meghalaya	5,11,000	4,12,338	98,662	-
25	Mizoram	4,90,680	2,88,343	2,02,337	-
26	Nagaland	3,63,020	2,42,722	1,20,298	30,220
27	Odisha	70,95,140	65,42,754	5,52,386	2,76,490
28	Puducherry	4,27,140	2,29,282	1,97,858	29,890
29	Punjab	45,75,480	43,28,526	2,46,954	50,000
30	Rajasthan	1,57,47,360	1,56,34,105	1,13,255	3,92,460
31	Sikkim	3,13,340	2,24,387	88,953	31,600
32	Tamil Nadu	85,59,540	71,46,590	14,12,950	95,470
33	Telangana	61,41,040	54,47,541	6,93,499	-
34	Tripura	15,27,170	14,56,393	70,777	-
35	Uttar Pradesh	1,68,50,010	1,49,90,097	18,59,913	6,00,000
36	Uttarakhand	27,78,560	25,79,253	1,99,307	-
37	West Bengal	1,34,08,640	1,25,01,020	9,07,620	75,000
38	Misc (Forces)	36,33,290	31,37,603	4,95,687	-
39	GMSD Chennai	2,50,000		2,50,000	2,00,000
40	GMSD Kamal	3,79,140		3,79,140	3,50,520
41	GMSD Kolkata	1,38,140		1,38,140	4,30,990
42	GMSD Mumbai	1,81,250		1,81,250	5,00,000
	Total Buffer (GMSDs)	9,48,530		9,48,530	14,81,510
	<b>Total</b>	<b>20,28,09,250</b>	<b>18,43,67,772</b>	<b>1,84,41,478</b>	<b>50,95,640</b>

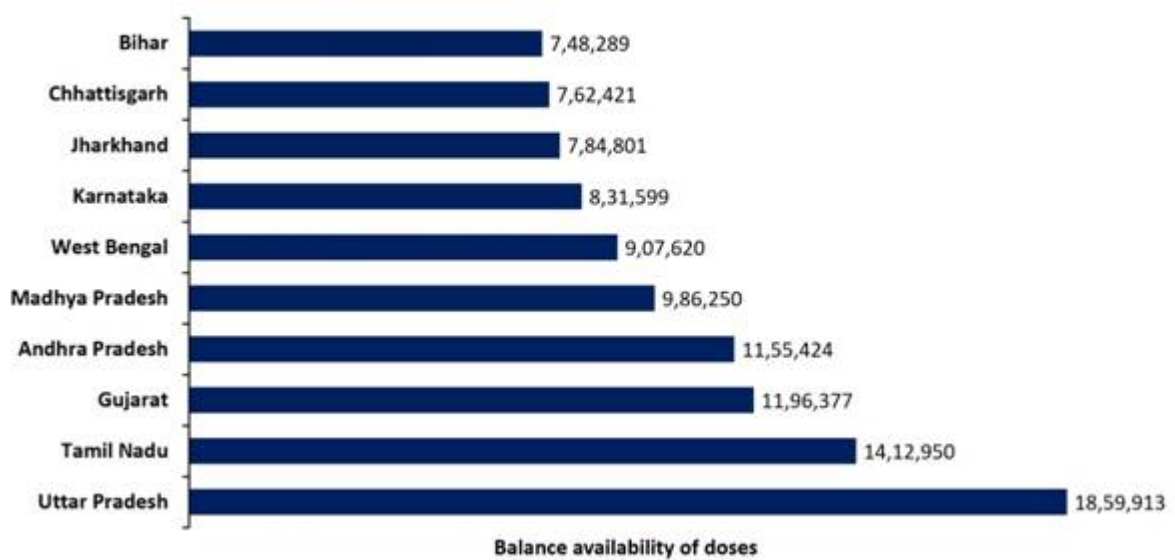
\*Calculated based on coverage up to 14th May 2021, including wastage



## Doses received and consumed by the states (as on 15.05.2021, 7 pm)





## Balance availability of doses with states (as on 15.05.2021, 7 pm)



MV/M

HFV/COVID Vaccine doses to States/16<sup>th</sup>May 2021/2

 (Release ID: 1719019) Visitor Counter : 7

 Read this release in: Urdu , Hindi , Marathi , Bengali , Punjabi , Gujarati , Odia , Tamil , Telugu , Malayalam

