



Ministry of Health and Family Welfare

Centre Promptly Clearing and Apportioning Global Aid to States/UTs for COVID Management



India's Cumulative Vaccination Coverage exceeds 17.72 Crore



More than 34.8 lakh beneficiaries of age group 18-44 Vaccinated so far

Posted On: 13 MAY 2021 11:53AM by PIB Delhi

Government of India is swiftly clearing and apportioning global aid to strengthen tertiary medical care across States and UTs for COVID management. Cumulatively, 9,284 Oxygen Concentrators; 7,033 Oxygen Cylinders; 19 Oxygen Generation Plants; 5,933 ventilators/Bi PAP and over 3.44L Remdesivir vials have been delivered/ dispatched through road and air, so far.

On the other hand, the cumulative number of COVID-19 vaccine doses administered in the country has exceeded **17.72 Cr** today under the Phase-3 of the nationwide Vaccination Drive.

A total of **17,72,14,256** vaccine doses have been administered through 25,70,537 sessions, as per the provisional report till 7 am today. These include **96,00,420** HCWs who have taken the 1st dose and **65,70,062** HCWs who have taken the 2nd dose, **1,42,34,793** FLWs (1st dose), **80,30,007** FLWs (2nd dose), **34,80,618** beneficiaries under 18-45 age group (1st dose), **5,62,43,308** (1st dose) and **81,58,535** (2nd dose) beneficiaries aged 45 to 60 years. **5,40,99,241** 1st dose beneficiaries and **1,67,97,272** 2nd dose beneficiaries of more than 60 years old.

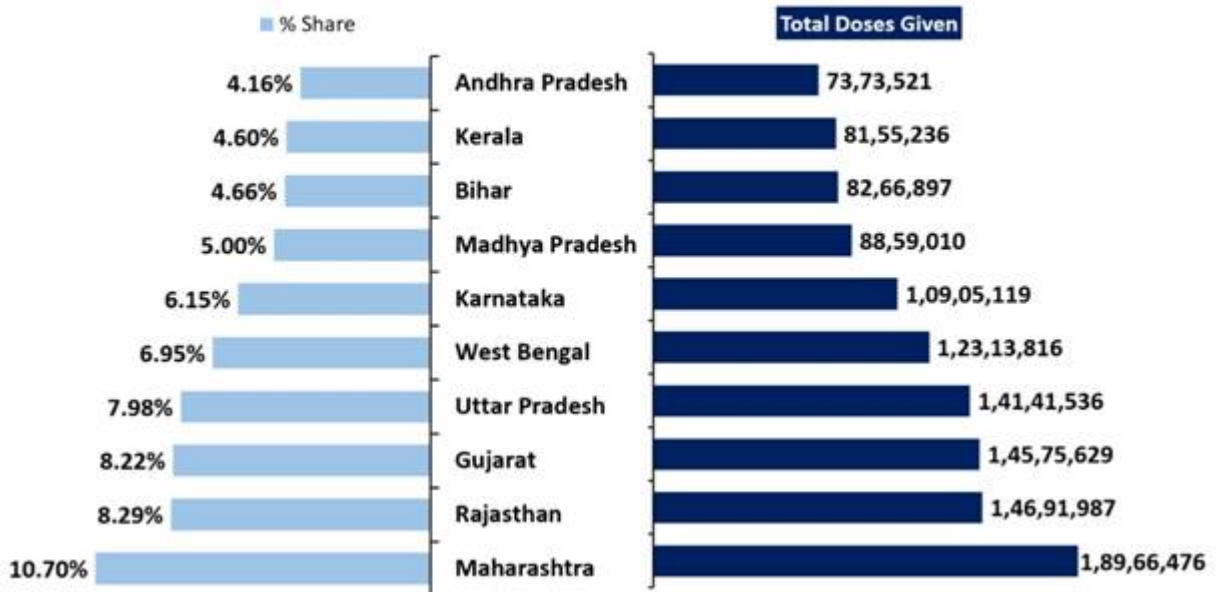
HCWs	1 st Dose	96,00,420
	2 nd Dose	65,70,062
FLWs	1 st Dose	1,42,34,793



	2 nd Dose	80,30,007
Age Group 18-44 years	1 st Dose	34,80,618
Age Group 45 to 60 years	1 st Dose	5,62,43,308
	2 nd Dose	81,58,535
Over 60 years	1 st Dose	5,40,99,241
	2 nd Dose	1,67,97,272
	Total	17,72,14,256

Ten states account for **66.73%** of the cumulative doses given so far in the country.

67% of cumulative doses given so far, are in 10 States



4,31,285 beneficiaries of the age group 18-44 years received their first dose of COVID vaccine in the last 24 hours and cumulatively **34,80,618** across 30 States/UTs since the start of phase-3 of vaccination drive. Table below shows the cumulative vaccine doses administered to 18-44 years age group till now.

f
Twitter
WhatsApp
Email
in

S. No.	States	Total
1	A & N Islands	1,160
2	Andhra Pradesh	1,211
3	Assam	1,31,920
4	Bihar	3,04,490
5	Chandigarh	2
6	Chhattisgarh	1,028
7	Delhi	4,71,908
8	Goa	1,464
9	Gujarat	3,87,579
10	Haryana	3,56,291
11	Himachal Pradesh	14
12	Jammu & Kashmir	30,163
13	Jharkhand	94
14	Karnataka	74,996
15	Kerala	771
16	Ladakh	86
17	Madhya Pradesh	91,938
18	Maharashtra	6,27,241
19	Meghalaya	6



20	Nagaland	4
21	Odisha	85,905
22	Puducherry	1
23	Punjab	5,482
24	Rajasthan	5,53,265
25	Tamil Nadu	22,833
26	Telangana	500
27	Tripura	2
28	Uttar Pradesh	2,66,140
29	Uttarakhand	50,996
30	West Bengal	13,128
Total		34,80,618

Nearly 19 lakh vaccination doses were administered in the last 24 hours.

As on Day-117 of the vaccination drive (12th May, 2021), 18,94,991 vaccine doses were given. Across 17,684 sessions, 9,98,409 beneficiaries were vaccinated for 1st dose and 8,96,582 beneficiaries received their 2nd dose of vaccine.

Date: 12thMay,2021 (Day-117)

HCWs	1 st Dose	16,923
	2 nd Dose	29,778
FLWs	1 st Dose	78,279
	2 nd Dose	74,617



18-44 years	1 st Dose	4,31,285
45 to 60 years	1 st Dose	3,40,178
	2 nd Dose	3,03,146
Over 60 years	1 st Dose	1,31,744
	2 nd Dose	4,89,041
Total Achievement	1 st Dose	9,98,409
	2 nd Dose	8,96,582

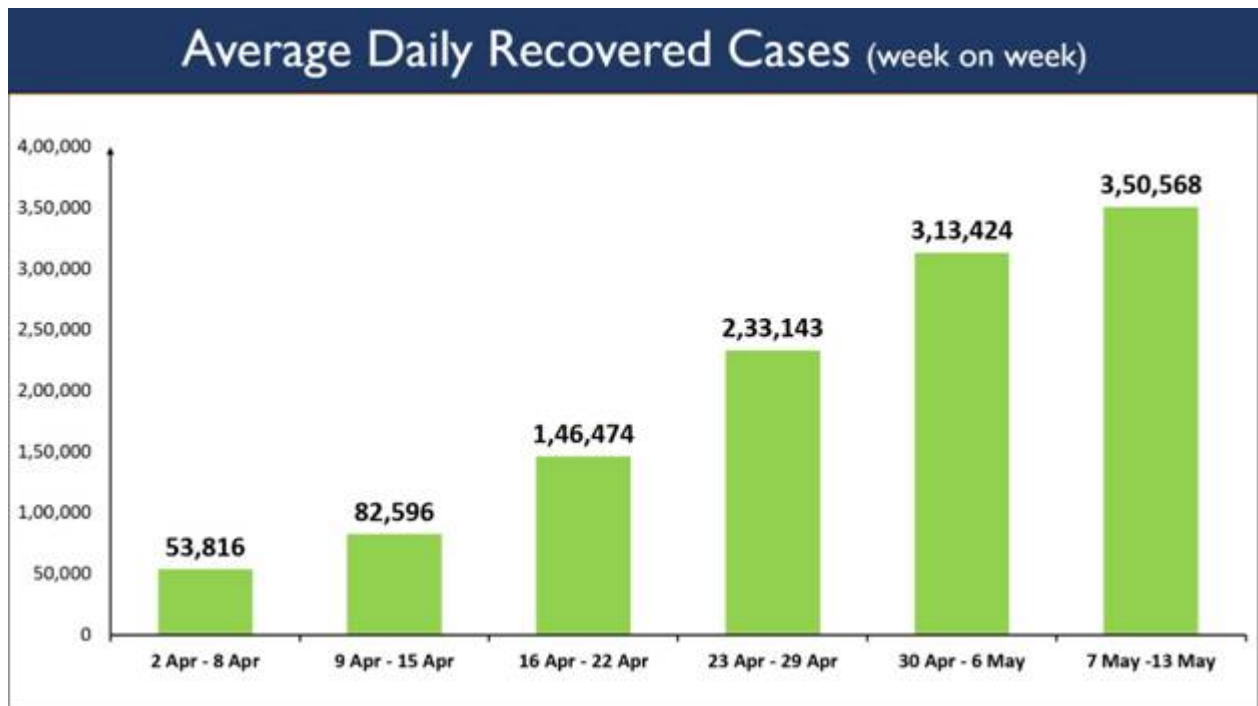
India's cumulative recoveries stand at **1,97,34,823** today. The National Recovery Rate is **83.26%**.

3,52,181 recoveries were registered in the last 24 hours.

Ten states account for **72.90%** of the new recoveries.



The graph below depicts the increasing week-on-week average daily recovered cases.



India's total Active Caseload has increased to **37,10,525 today**. It now comprises **15.65%** of the country's total Positive Cases.

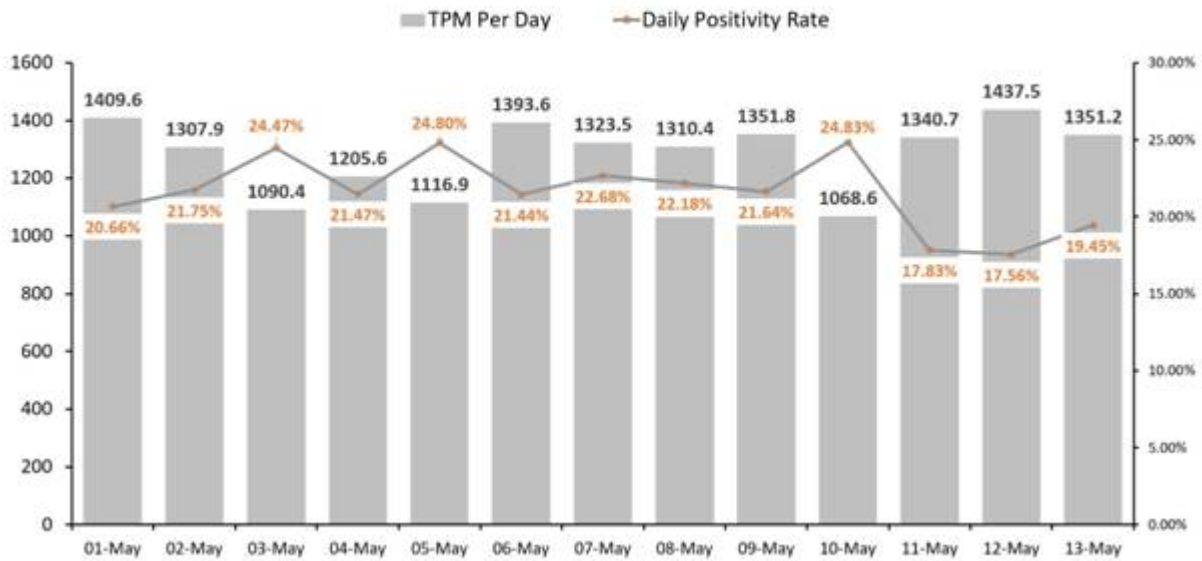
A net incline of 6,426 cases is recorded in the active caseload in the last 24 hours.

12 States cumulatively account for **79.67%** of India's total Active Cases.



The trend of daily tests being conducted and daily positivity rate in the country is depicted in the graph below.

India Trend: Tests per million per day & daily positivity rate



The graph below shows the State-wise number of districts with positivity rates higher than 10% and 20%.

State-wise number of districts with higher positivity

State	Districts with positivity >10%	Districts with positivity >20%	State	Districts with positivity >10%	Districts with positivity >20%
Andaman and Nicobar islands	2		Madhya Pradesh	45	28
Andhra Pradesh	13	10	Maharashtra	35	22
Arunachal Pradesh	14	9	Manipur	8	4
Assam	26	6	Meghalaya	8	3
Bihar	26	7	Mizoram	1	
Chandigarh	1	1	Nagaland	3	3
Chhattisgarh	23	15	Odisha	28	19
Delhi	10	5	Puducherry	4	4
Goa	2	2	Punjab	18	6
Gujarat	20	3	Rajasthan	28	22
Haryana	22	19	Sikkim	4	2
Himachal Pradesh	12	8	Tamil Nadu	35	19
Jammu and Kashmir	10	1	Tripura	1	
Jharkhand	15	5	Uttar Pradesh	34	7
Karnataka	29	26	Uttarakhand	13	7
Kerala	14	14	West Bengal	23	20
Ladakh	1	1	Grand total	528	298

3,62,727 new cases were registered in the last 24 hours.

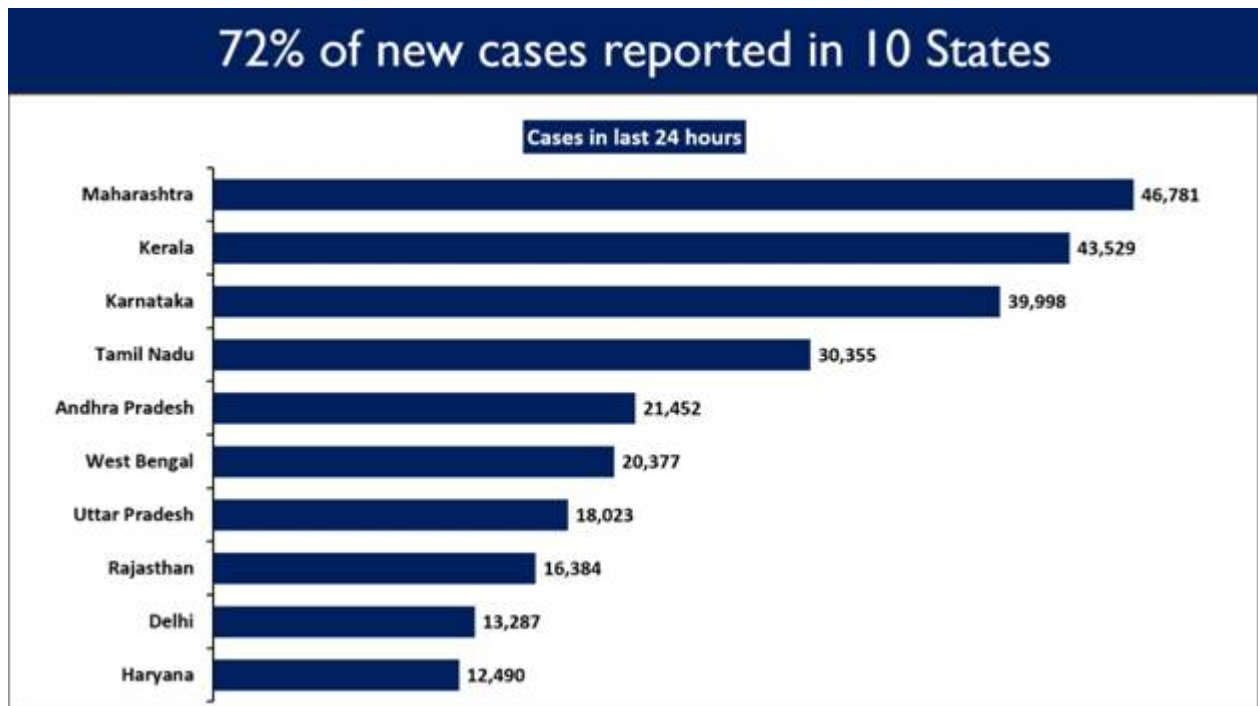
Ten States reported **72.42%** of the new cases in last 24 hours.

Maharashtra has reported the highest daily new cases at 46,781. It is followed by Kerala with 43,529 while Karnataka reported 39,998 new cases.

f



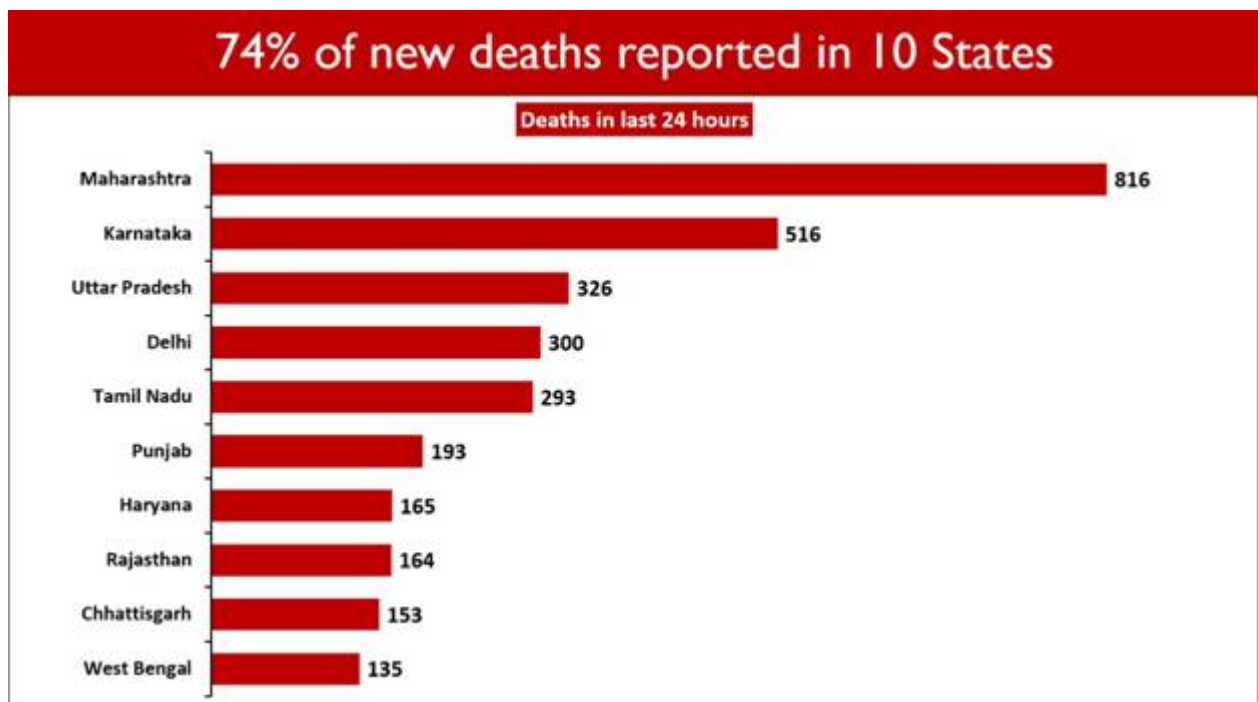
in



The National Mortality Rate currently stands at **1.09%**.

4,120 deaths were reported in the last 24 hours.

Ten States account for **74.30%** of the new deaths. Maharashtra saw the maximum casualties (816). Karnataka follows with 516 daily deaths.



MV

HFV/COVID States data/13th May2021/3

(Release ID: 1718217) Visitor Counter : 26



Read this release in: Urdu , Hindi , Marathi , Bengali , Punjabi , Gujarati , Odia , Tamil , Telugu , Malayalam

