

**f**

Ministry of Health and Family Welfare

India's Active Caseload Declines for the Second Consecutive day**New Recoveries outnumber Daily New COVID Cases for the Second Consecutive day****in****India's Cumulative Vaccination Coverage exceeds 17.5 Crore****More than 30 lakh beneficiaries of age group 18-44 Vaccinated so far**

Posted On: 12 MAY 2021 12:31PM by PIB Delhi

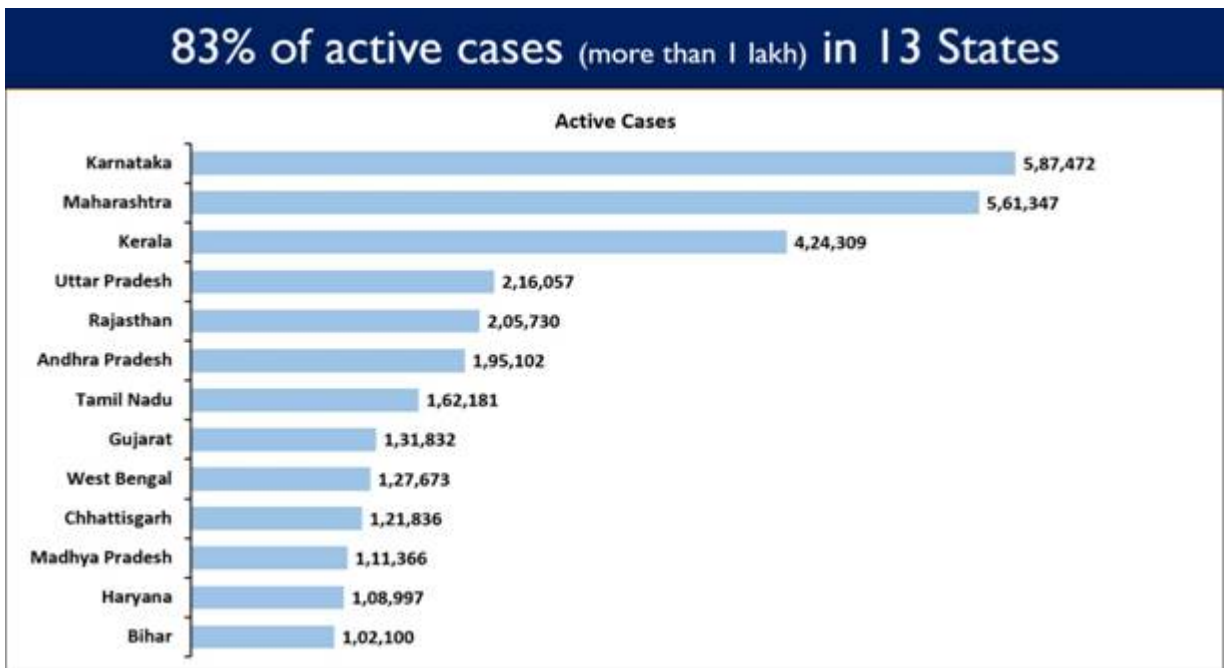
India's total Active Caseload has dipped to **37,04,099 today**. It now comprises **15.87%** of the country's total Positive Cases.

A net decline of 11,122 cases is recorded in the active caseload in the last 24 hours. This is the second consecutive day of decline in the active cases.

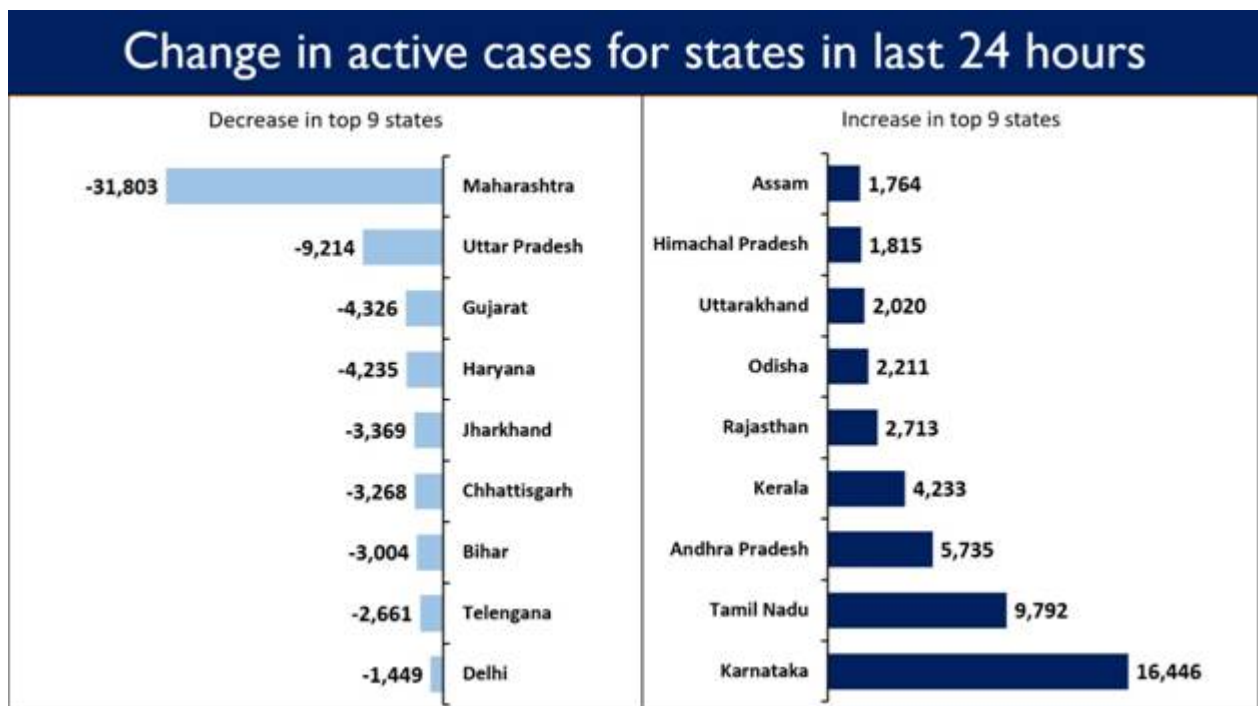
13 States cumulatively account for 82.51% of India's total Active Cases.



83% of active cases (more than 1 lakh) in 13 States

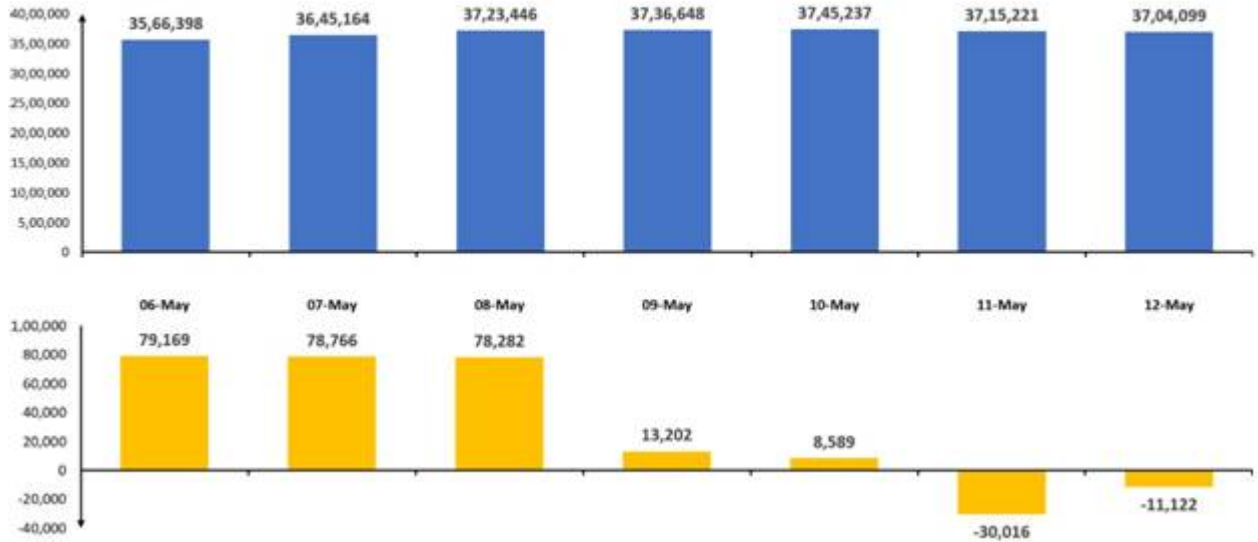


The change in active cases for states in the last 24 hours is depicted in the graph below.



The graph below highlights the day-on-day change in the number of active cases in the past few weeks.

Day on day change in number of active cases in the past few weeks

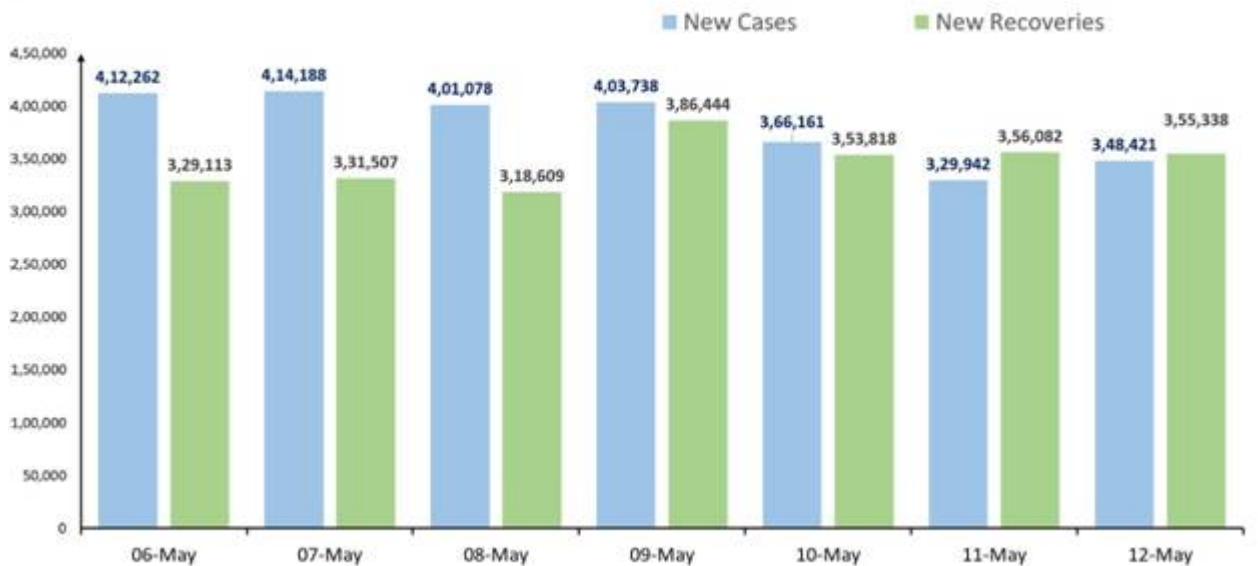


India’s cumulative recoveries stand at **1,93,82,642** today. The National Recovery Rate is **83.04%**.

3,55,338 recoveries were registered in the last 24 hours.

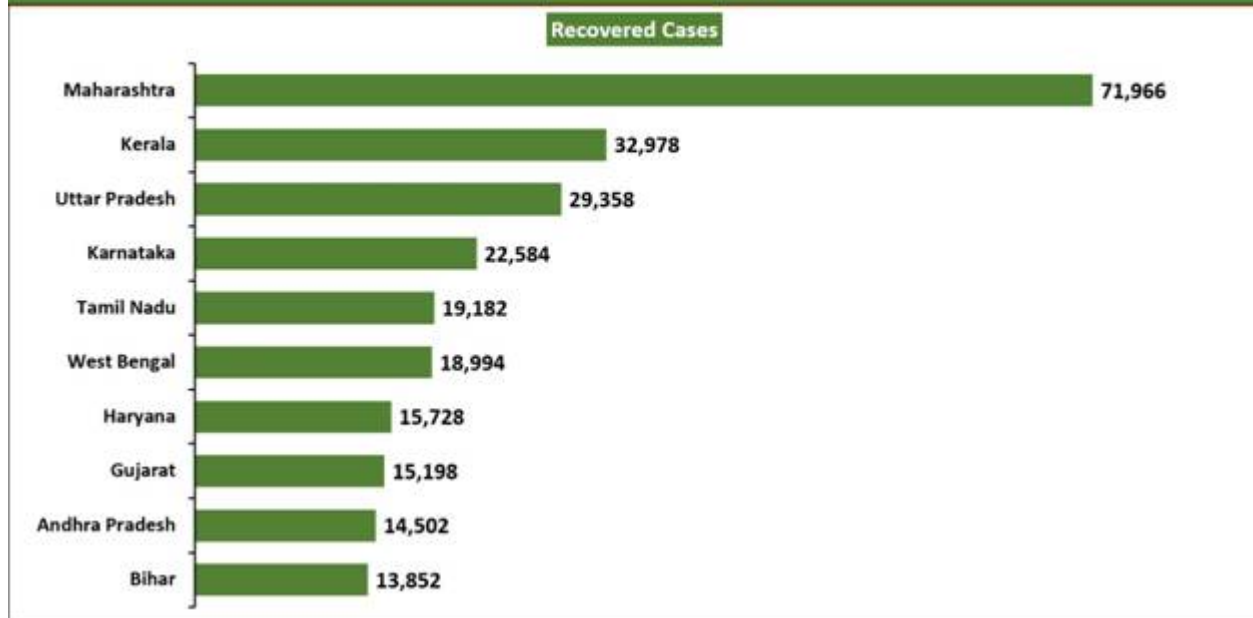
New Recoveries outshines new daily cases for the second consecutive days.

New recoveries have exceeded new cases in the last 2 days



Ten states account for **71.58%** of the new recoveries.

72% of new recovered cases reported in 10 States



Government of India is expeditiously delivering global aid to States/UTs under the “Whole of Government” approach, to augment their efforts in COVID management. 9,200 Oxygen Concentrators, 5,243 Oxygen Cylinders, 19 Oxygen Generation Plants, 5,913 ventilators/ Bi PAP and ~3.44L Remdesivir vials received as part of global aid to India have been delivered/ dispatched to States and UTs to strengthen and supplement their COVID response, so far. The Union Government is ensuring a streamlined and fast delivery of the global aid to States and UTs through faster custom clearances, and use of air and road.

On the other hand, the cumulative number of COVID-19 vaccine doses administered in the country has exceeded **17.52 Cr** today as the Phase-3 of the nationwide Vaccination Drive expands further.

A total of **17,52,35,991** vaccine doses have been administered through 25,47,534 sessions, as per the provisional report till 7 am today. These include **95,82,449** HCWs who have taken the 1st dose and **65,39,376** HCWs who have taken the 2nd dose, **1,41,49,634** FLWs (1st dose), **79,52,537** FLWs (2nd dose), **30,44,463** beneficiaries under 18-45 age group (1st dose), **5,58,83,416** (1st dose) and **78,36,168** (2nd dose) beneficiaries aged 45 to 60 years. **5,39,59,772** 1st dose beneficiaries and **1,62,88,176** 2nd dose beneficiaries of more than 60 years old.

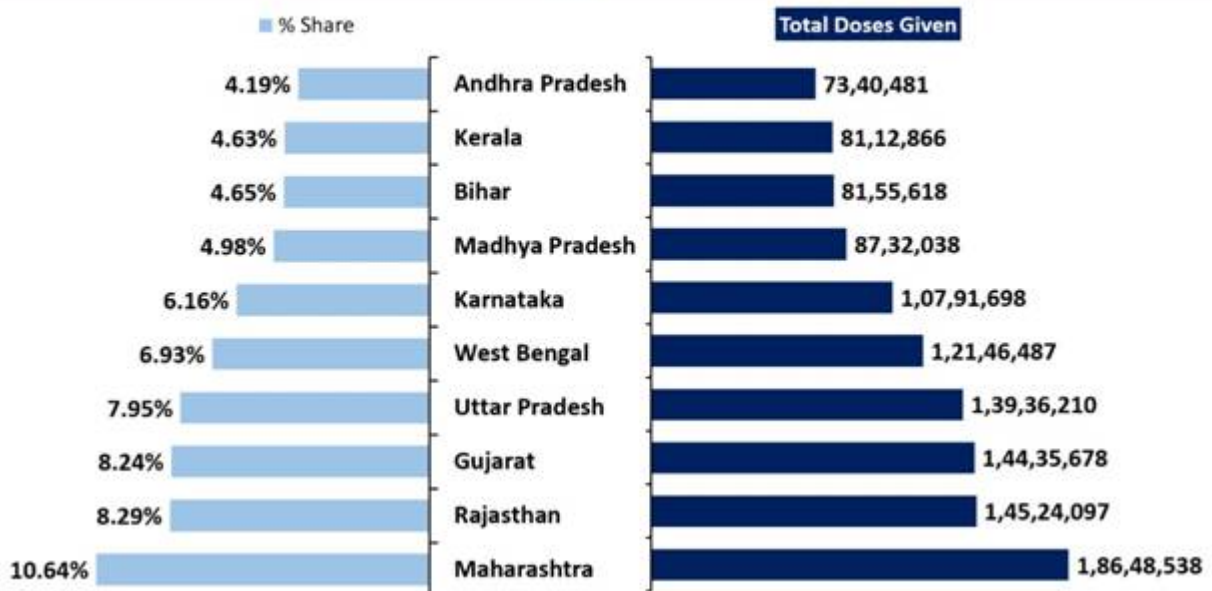
HCWs	1 st Dose	95,82,449
	2 nd Dose	



	2 nd Dose	65,39,376
FLWs	1 st Dose	1,41,49,634
	2 nd Dose	79,52,537
Age Group 18-44 years	1 st Dose	30,44,463
Age Group 45 to 60 years	1 st Dose	5,58,83,416
	2 nd Dose	78,36,168
Over 60 years	1 st Dose	5,39,59,772
	2 nd Dose	1,62,88,176
	Total	17,52,35,991

Ten states account for **66.67%** of the cumulative doses given so far in the country.

67% of cumulative doses given so far, are in 10 States



4,79,282 beneficiaries of the age group 18-44 years received their first dose of COVID vaccine in the last 24 hours and cumulatively **30,44,463** across 30 States/UTs since the start of phase-3 of vaccination drive. Table below shows the cumulative vaccine doses administered to 18-44 years age group till now.



S. No.	States	Total
1	A & N Islands	1,099
2	Andhra Pradesh	812
3	Assam	1,22,442
4	Bihar	2,39,453
5	Chandigarh	2
6	Chhattisgarh	1,026
7	Delhi	4,21,487
8	Goa	1,344
9	Gujarat	3,56,297
10	Haryana	3,30,236
11	Himachal Pradesh	14
12	Jammu & Kashmir	29,659
13	Jharkhand	94
14	Karnataka	47,627
15	Kerala	586
16	Ladakh	86
17	Madhya Pradesh	48,985
18	Maharashtra	5,96,090



19	Meghalaya	4
20	Nagaland	4
21	Odisha	69,018
22	Puducherry	1
23	Punjab	4,835
24	Rajasthan	4,91,826
25	Tamil Nadu	19,810
26	Telangana	500
27	Tripura	2
28	Uttar Pradesh	2,17,292
29	Uttarakhand	34,157
30	West Bengal	9,675
Total		30,44,463

More than 24.4 lakh vaccination doses were administered in the last 24 hours.

As on Day-116 of the vaccination drive (11th May, 2021), 24,46,674 vaccine doses were given. Across 18,543 sessions, 10,92,452 beneficiaries were vaccinated for 1st dose and 13,54,222 beneficiaries received their 2nd dose of vaccine.

Date: 11thMay,2021 (Day-116)

HCWs	1 st Dose	17,147
	2 nd Dose	32,699
FLWs	1 st Dose	90,338

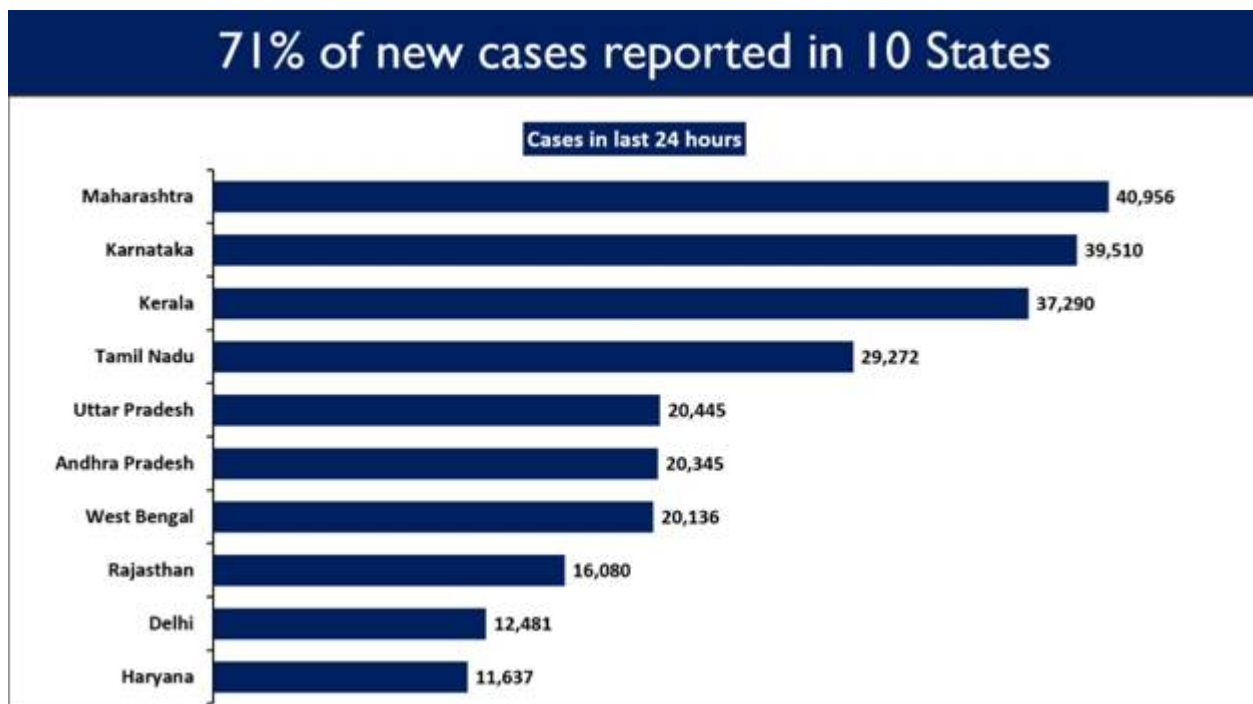


	2 nd Dose	96,445
18-44 years	1 st Dose	4,79,282
45 to 60 years	1 st Dose	3,58,076
	2 nd Dose	6,19,017
Over 60 years	1 st Dose	1,47,609
	2 nd Dose	6,06,061
Total Achievement	1 st Dose	10,92,452
	2 nd Dose	13,54,222

3,48,421 new cases were registered in the last 24 hours.

Ten States reported 71.22% of the new cases in last 24 hours.

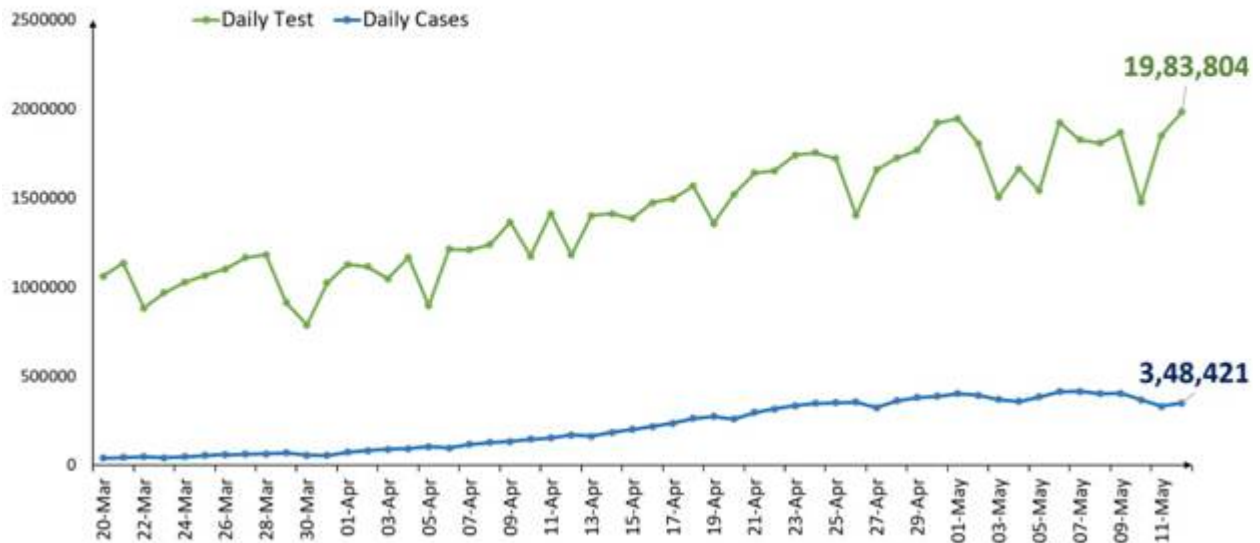
Maharashtra has reported the highest daily new cases at 40,956. It is followed by Karnataka with 39,510 while Kerala reported 37,290 new cases.



f The graph below highlights the trajectory of daily new cases and daily tests being conducted in the country.



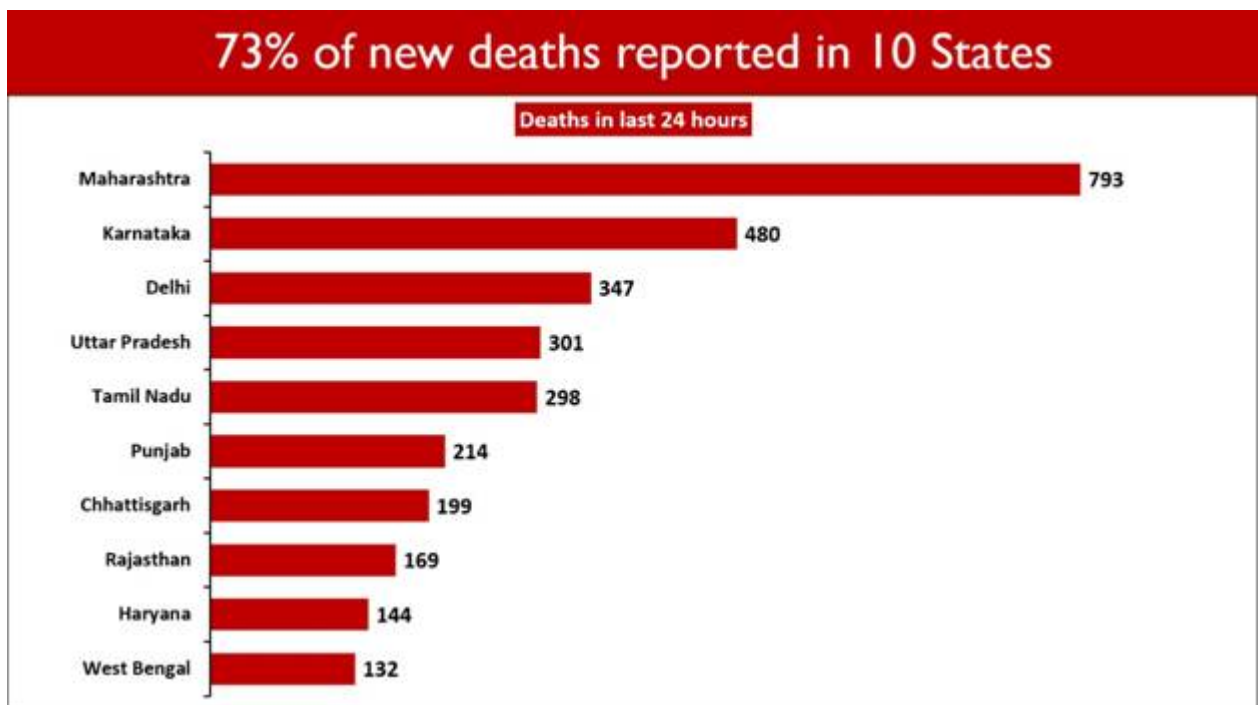
India Trajectory: Daily new cases and tests done




The National Mortality Rate currently stands at **1.09%**.

4,205 deaths were reported in the last 24 hours.

Ten States account for **73.17%** of the new deaths. Maharashtra saw the maximum casualties (793). Karnataka follows with 480 daily deaths.



MV

 HFW/COVID States data/12th May2021/2



(Release ID: 1717870) Visitor Counter : 16



Read this release in: Urdu , Hindi , Marathi , Manipuri , Bengali , Punjabi , Gujarati , Odia , Tamil , Telugu , Malayalam



