



Ministry of Health and Family Welfare



India's COVID19 Vaccination Coverage Nearly 15.5 Crore



More than 27 Lakh doses administered in the last 24 hours



Near 3 Lakh recoveries in last 24 hours, Cumulative recoveries over 1.56 Cr

At 19.45 lakh, India conducts highest ever Daily Tests in the last 24 hours

Posted On: 01 MAY 2021 11:26AM by PIB Delhi

As part of the countrywide COVID19 vaccination drive, the cumulative number of COVID-19 vaccine doses administered in the country stands at **15,49,89,635**. More than 27 lakh vaccine doses were in the last 24 hours.

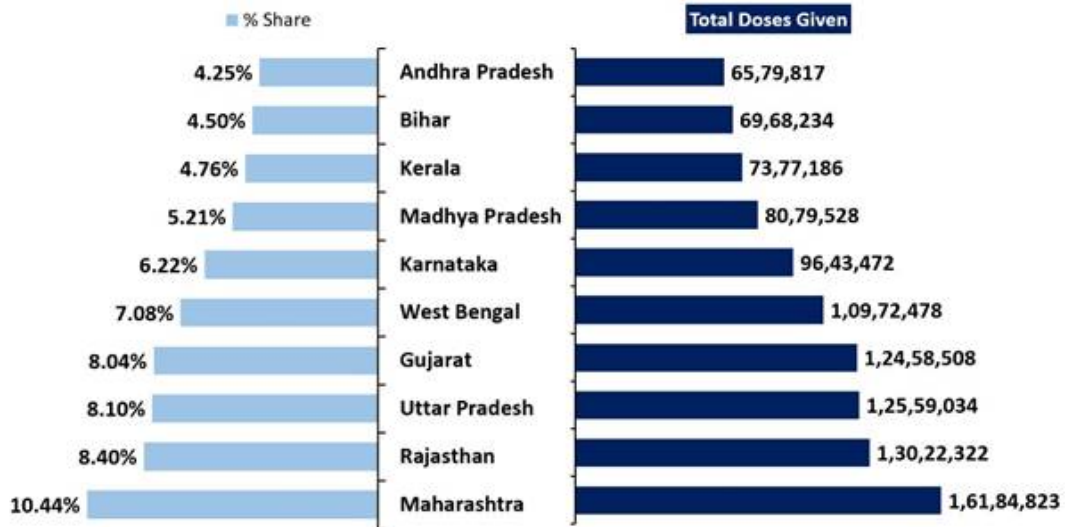
These include 94,12,140 HCWs who have taken the 1stdose and 62,41,915 HCWs who have taken the 2nddose.

1,25,58,069 FLWs (1stdose), 68,15,115 FLWs (2nddose), 5,27,07,921 (1st dose) and 37,74,930 (2nd dose) beneficiaries aged 45 to 60 years. 5,23,78,616 1st dose beneficiaries and 1,11,00,929 2nd dose beneficiaries for more than 60 years old.

HCWs		FLWs		Age Group 45-60 years		Above 60 Years		Total
1 st Dose	2 nd Dose	1 st Dose	2 nd Dose	1 st Dose	2 nd Dose	1 st Dose	2 nd Dose	
94,12,140	62,41,915	1,25,58,069	68,15,115	5,27,07,921	37,74,930	5,23,78,616	1,11,00,929	15,49,89,635

Ten states accounted for **67.0%** of the cumulative doses given so far in the country.

67% of cumulative doses given so far, are in 10 States



As on Day-105 of the vaccination drive (30th April 2021), **27,44,485** vaccine doses were given.

15,69,846 beneficiaries were vaccinated across 23,356 sessions for 1st dose and 11,74,639 beneficiaries received 2nd dose of vaccine.

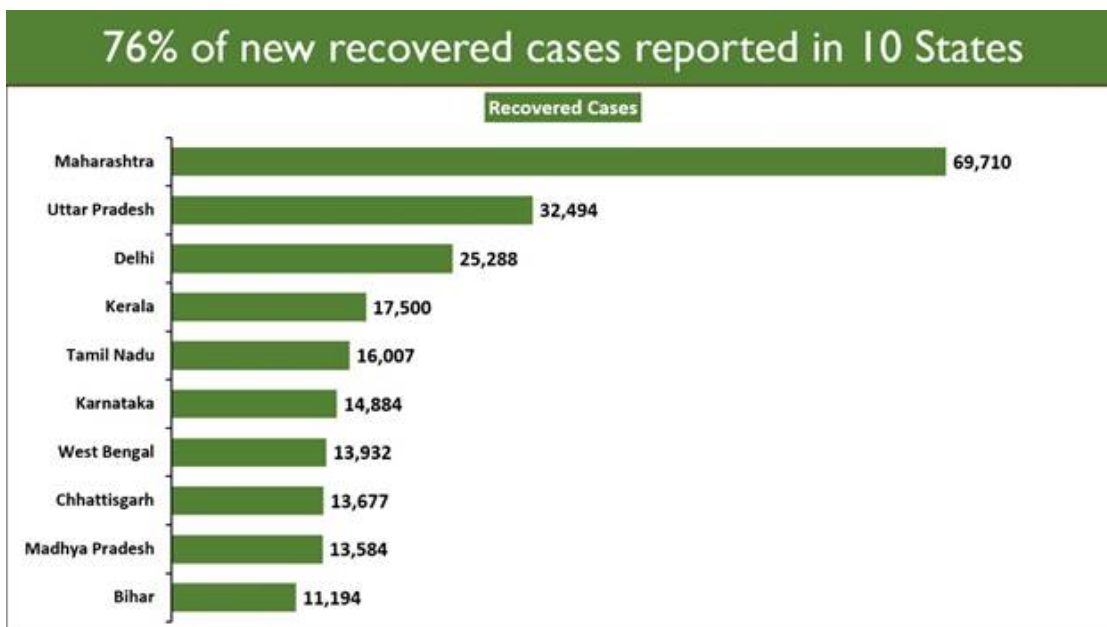
Date: 30th April 2021 (105th Day)

HCWs		FLWs		Age Group 45-60 Years		Above 60 Years		Total Achievement	
1 st Dose	2 nd Dose	1 st Dose	2 nd Dose	1 st Dose	2 nd Dose	1 st Dose	2 nd Dose	1 st Dose	2 nd Dose
25,253	50,797	1,38,116	1,07,253	9,29,079	3,57,019	4,77,398	6,59,570	15,69,846	11,74,639

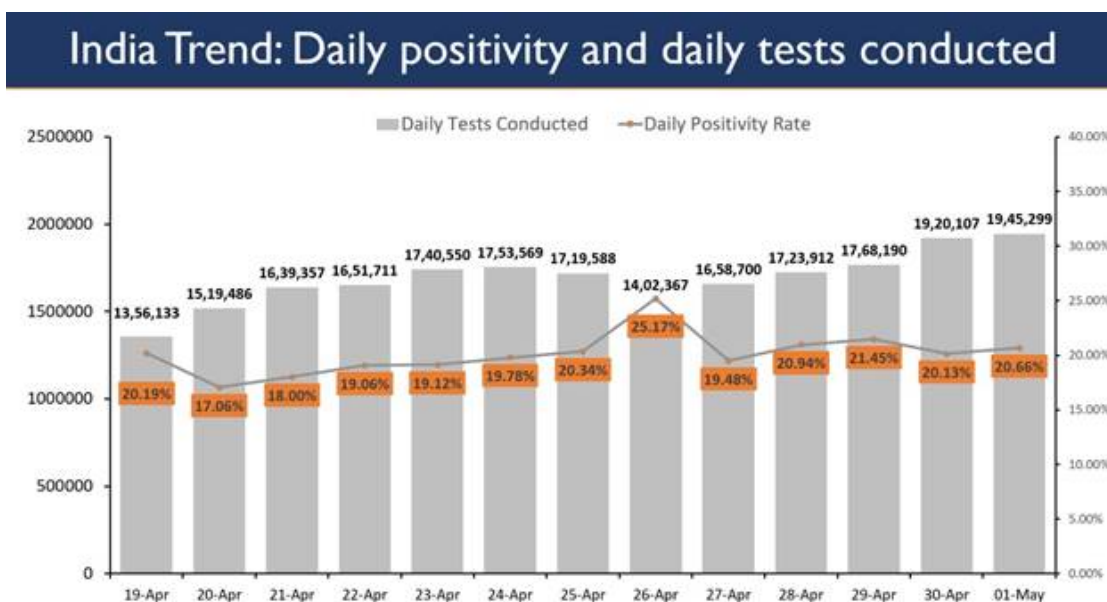
India's cumulative recoveries stand at **1,56,84,406** today.

The National Recovery Rate is **81.84%** with **2,99,988** recoveries being reported in the last 24 hours.

Ten states account for **76.09%** of the new recoveries.



In a landmark achievement to containing COVID-19, the country conducted 19,45,299 tests in the last 24 hours. India's daily positivity now stands at 20.66%.



4,01,993 new cases were registered in the last 24 hours.

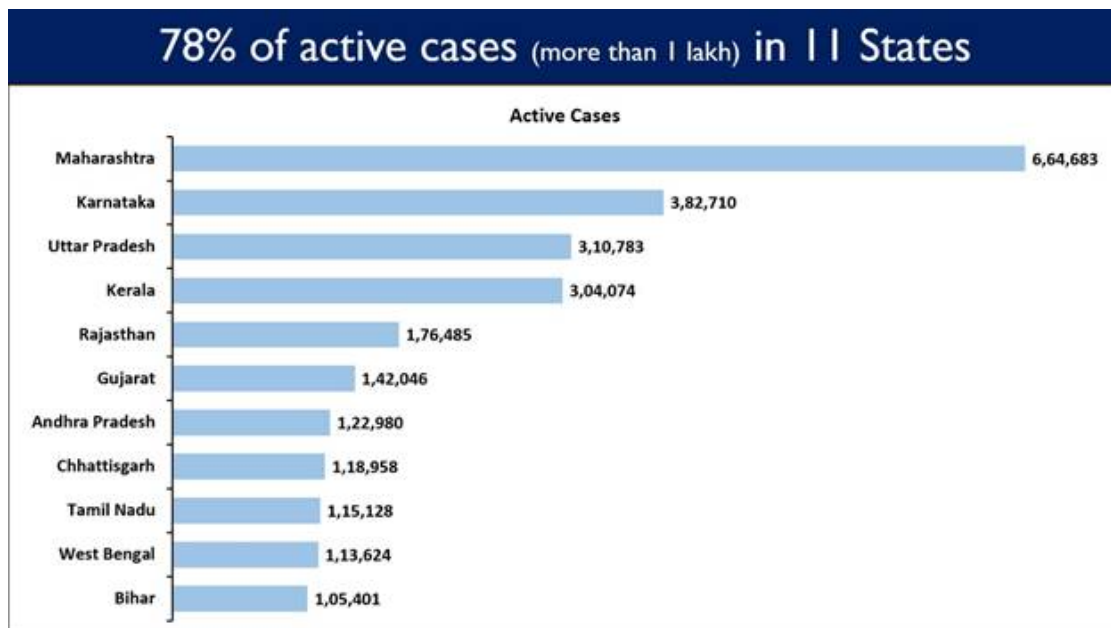
Ten states including Maharashtra, Karnataka, Kerala, Uttar Pradesh, Delhi, Tamil Nadu, West Bengal, Andhra Pradesh, Rajasthan and Bihar reported **73.71%** of the new cases.

Maharashtra has reported the highest daily new cases at **62,919**. It is followed by Karnataka with **48,296** while Kerala reported **37,199** new cases.



India's total Active Caseload has reached **32,68,710**. It now comprises **17.06%** of the country's total Positive Cases. A net incline of **98,482** cases recorded from the total active caseload in the last 24 hours.

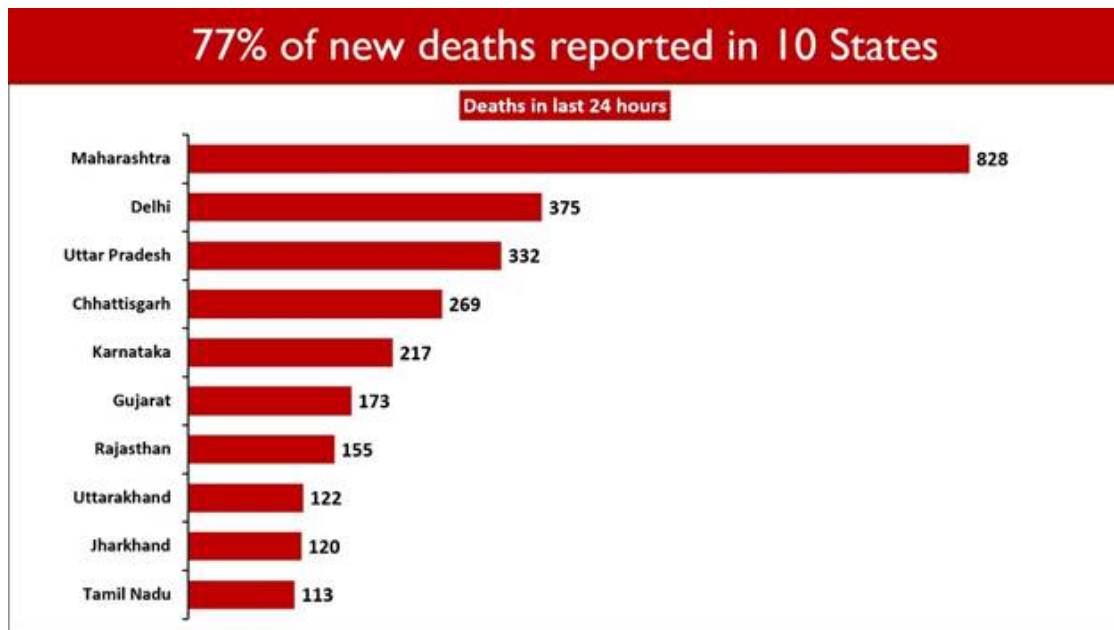
Eleven States of Maharashtra, Karnataka, Uttar Pradesh, Kerala, Rajasthan, Gujarat, Andhra Pradesh, Chhattisgarh, Tamil Nadu, West Bengal, Bihar cumulatively account for **78.22%** of India's total Active Cases.



The National Mortality Rate has been falling and currently stands at 1.11%.

3,523 deaths were reported in the last 24 hours.

Ten States account for **76.75%** of the new deaths. Maharashtra saw the maximum casualties (828) followed by Delhi (375) and Uttar Pradesh with 332 daily deaths.



Four States/UTs have not reported any COVID-19 deaths in the last 24 hours. These are D&D & D&N, Lakshadweep, Arunachal Pradesh and A&N Islands.

MV

HFW/COVID States data/01st May 2021/1

(Release ID: 1715267) Visitor Counter : 36

Read this release in: Urdu , Hindi , Marathi , Manipuri , Bengali , Punjabi , Gujarati , Odia , Tamil , Telugu , Malayalam