



Ministry of Health and Family Welfare



India's crosses a major landmark with more than 15 Crore Cumulative Vaccination Coverage



More than 21 Lakh doses administered in the last 24 hours



Over 2.69 Lakh Recoveries in the last 24 hours

Case Fatality Rate further Declines to 1.11%

Six States/UTs report No Death in the last 24 hours

Posted On: 29 APR 2021 10:46AM by PIB Delhi

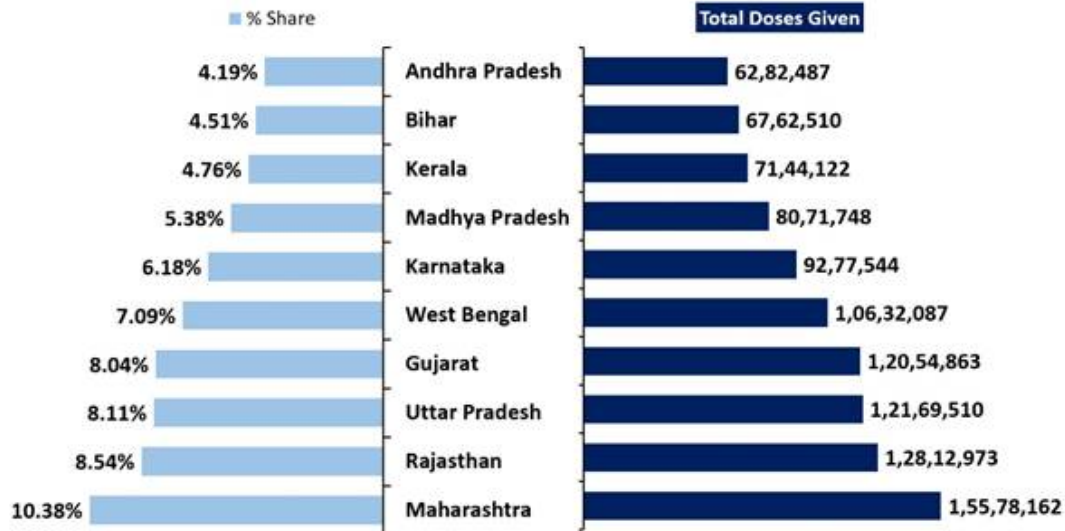
India has crossed a significant landmark in its fight against COVID19 pandemic today. The cumulative number of COVID19 vaccine doses administered in the country has crossed **15 Cr.**

Cumulatively, **15,00,20,648** vaccine doses have been administered through 22,07,065 sessions, as per the provisional report till 7 am today. These include **93,67,520** HCWs who have taken the 1st dose and **61,47,918** HCWs who have taken the 2nd dose, **1,23,19,903** FLWs (1stdose), **66,12,789** FLWs (2nddose), **5,14,99,834** 1st dose beneficiaries and **98,92,380** 2nd dose beneficiaries more than 60 years old and **5,10,24,886** (1st dose) and **31,55,418** (2nd dose) beneficiaries aged 45 to 60 years.

HCWs		FLWs		Age Group 45 to 60 years		Over 60 years		Total
1 st Dose	2 nd Dose	1 st Dose	2 nd Dose	1 st Dose	2 nd Dose	1 st Dose	2 nd Dose	
93,67,520	61,47,918	1,23,19,903	66,12,789	5,10,24,886	31,55,418	5,14,99,834	98,92,380	15,00,20,648

Ten states account for 67.18% of the cumulative doses given so far in the country.

67% of cumulative doses given so far, are in 10 States



More than 21 lakh vaccination doses were administered in the last 24 hours.

As on Day-103 of the vaccination drive (28th April, 2021), **21,93,281** vaccine doses were given. 12,82,135 beneficiaries were vaccinated across 20,944 sessions for 1st dose and 9,11,146 beneficiaries received 2nd dose of vaccine.

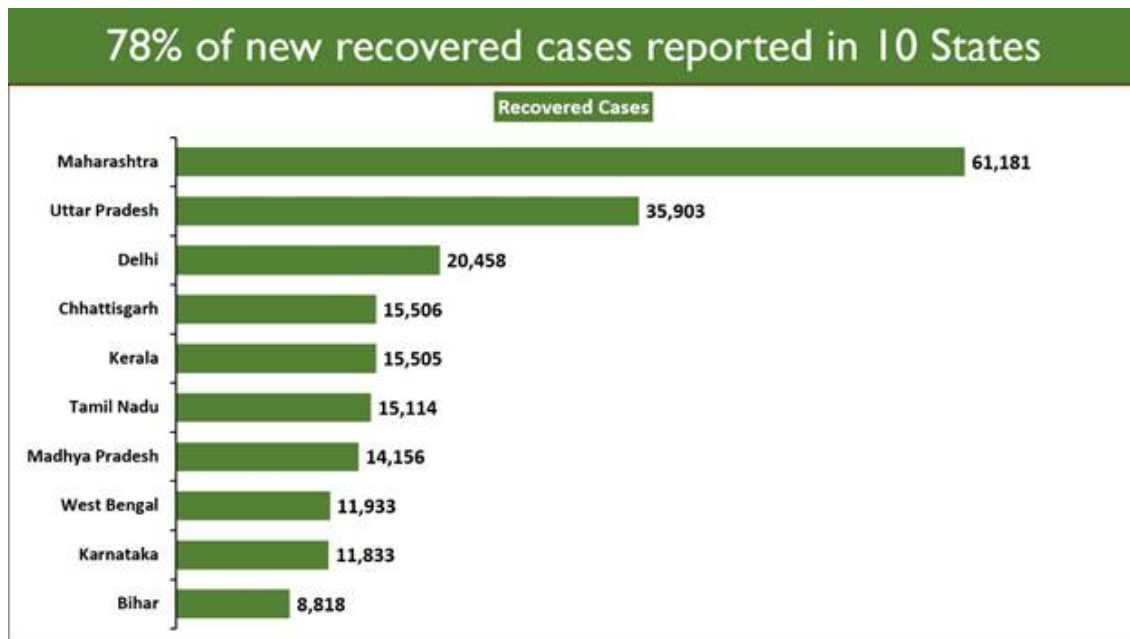
Date: 28th April,2021 (Day-103)

HCWs		FLWs		45 to 60 years		Over 60 years		Total Achievement	
1 st Dose	2 nd Dose	1 st Dose	2 nd Dose	1 st Dose	2 nd Dose	1 st Dose	2 nd Dose	1 st Dose	2 nd Dose
19,745	41,681	97,928	86,411	7,50,305	2,27,966	4,14,157	5,55,088	12,82,135	9,11,146

India's cumulative recoveries stand at **1,50,86,878** today. The National Recovery Rate is **82.10%**.

2,69,507 recoveries were registered in the last 24 hours.

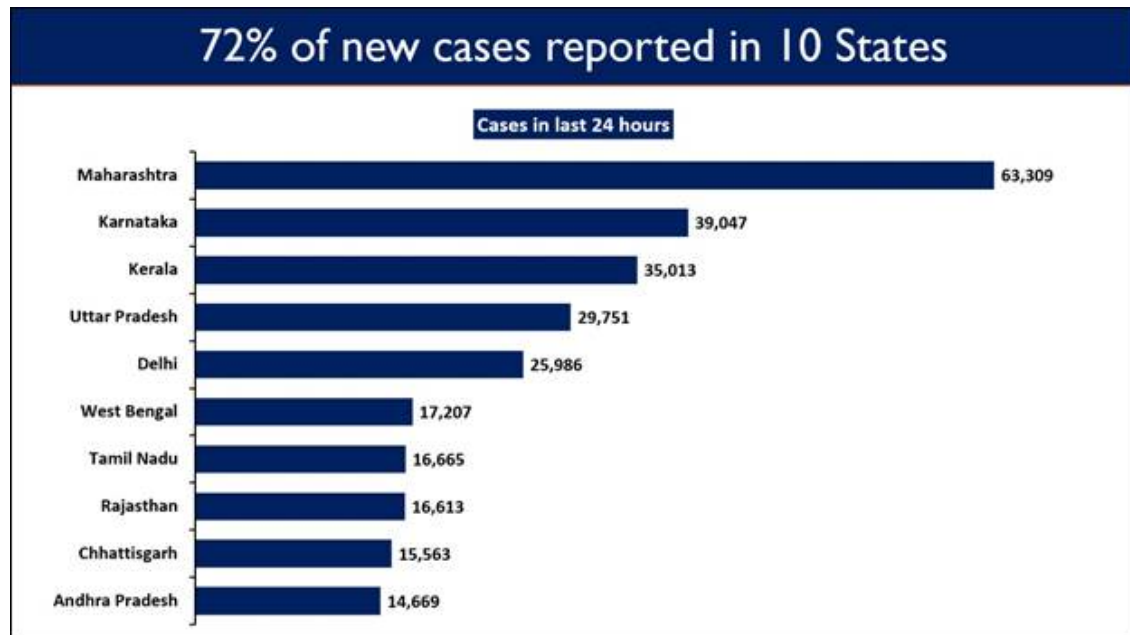
Ten states account for **78.07%** of the new recoveries.



3,79,257 new cases were registered in the last 24 hours.

Ten States including Maharashtra, Uttar Pradesh, Delhi, Karnataka, Kerala, Chhattisgarh, West Bengal, Tamil Nadu, Andhra Pradesh and Rajasthan report **72.20%** of the new cases.

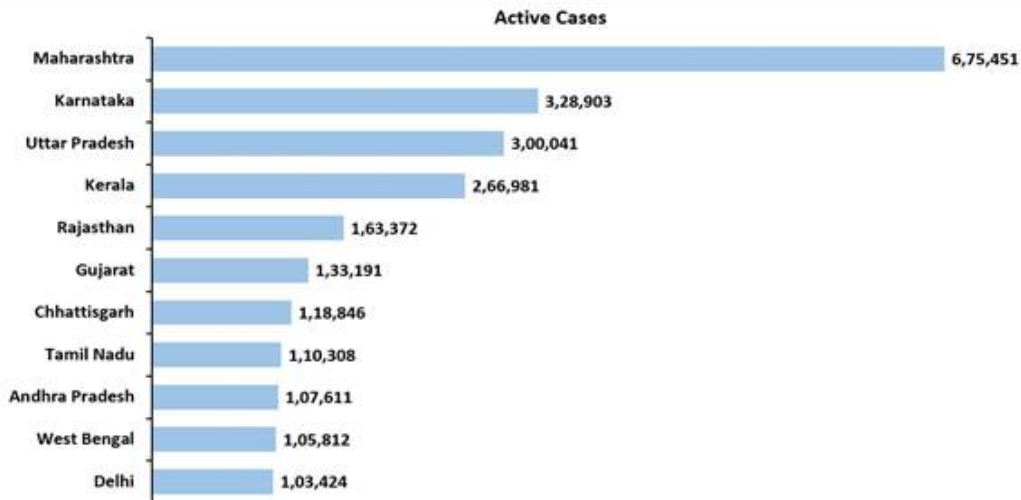
Maharashtra has reported the highest daily new cases at 63,309. It is followed by Karnataka with 39,047 while Kerala reported 35,013 new cases.



India's total Active Caseload has reached **30,84,814**. It now comprises **16.79%** of the country's total Positive Cases. A net incline of **1,06,105** cases recorded from the total active caseload in the last 24 hours.

Eleven states cumulatively account for **78.26%** of India's total Active Cases.

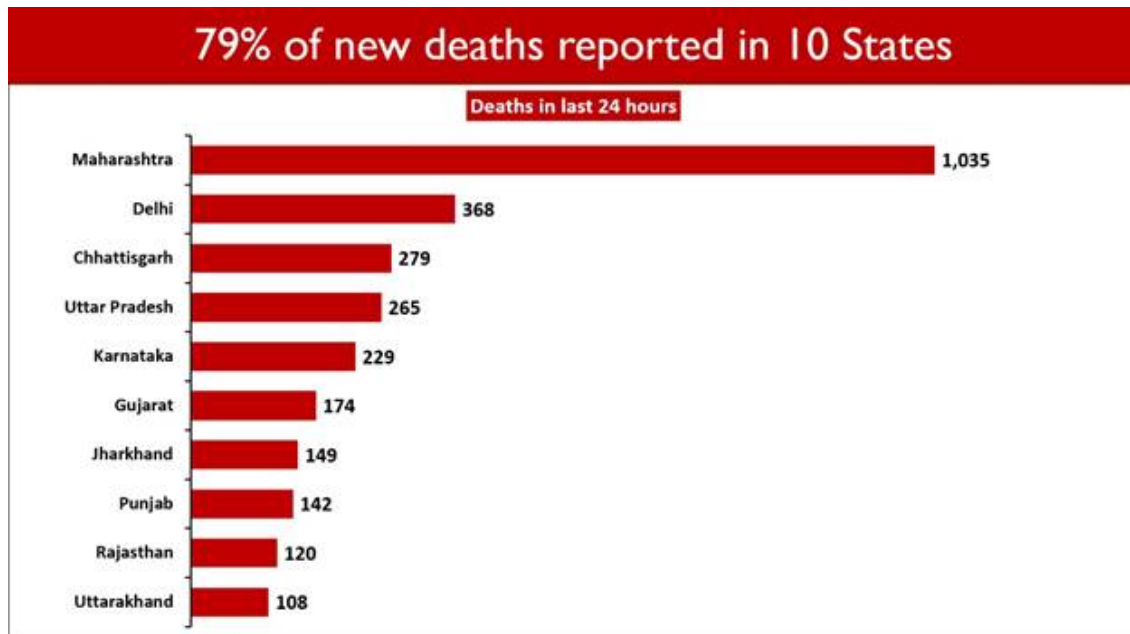
78% of active cases (more than 1 lakh) in 11 States



The National Mortality Rate has been falling and currently stands at 1.11%.

3,645 deaths were reported in the last 24 hours.

Ten States account for 78.71% of the new deaths. Maharashtra saw the maximum casualties (1,035). Delhi follows with 368 daily deaths.



Six States/UTs have not reported any COVID19 deaths in the last 24 hours. These are D&D & D&N, Ladakh (UT), Lakshadweep, Mizoram, Tripura and Arunachal Pradesh.

MV

HFW/COVID States data/29th April 2021/1

(Release ID: 1714778) Visitor Counter : 14

f Read this release in: Marathi , Gujarati , Kannada , Malayalam , Urdu , Hindi , Tamil

