



Ministry of Health and Family Welfare

India's Cumulative Vaccination Coverage exceeds 14.19 Crore as the Largest Vaccination Drive completes 100 days



Over 2.19 Lakh Recoveries in the last 24 hours

Five States/UTs have not reported any COVID19 deaths in the last 24 hours

Posted On: 26 APR 2021 10:42AM by PIB Delhi

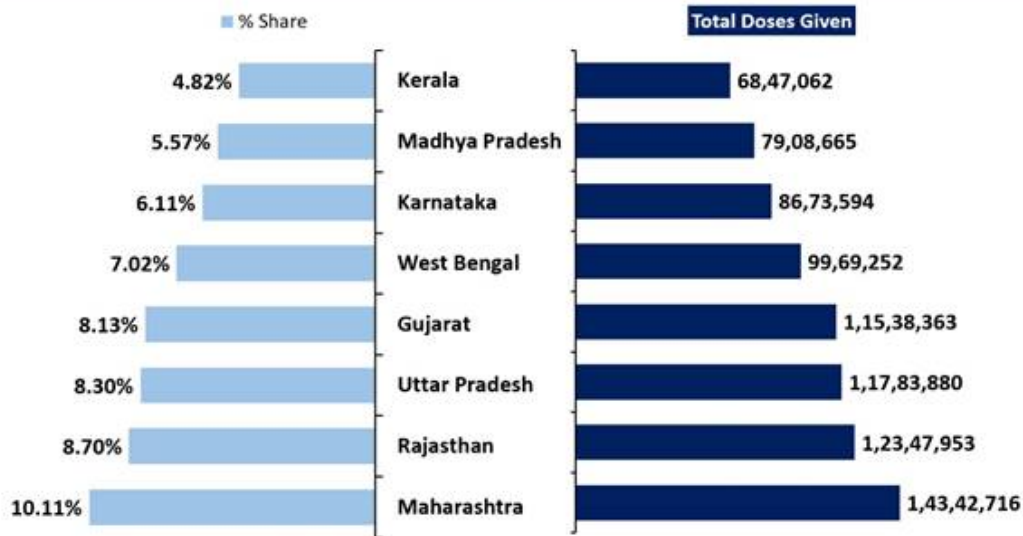
The cumulative number of COVID19 vaccine doses administered in the country has crossed **14.19 Cr** today as part of the world's largest vaccination drive, which completed 100 days yesterday.

Cumulatively, **14,19,11,223** vaccine doses have been administered through 20,44,954 sessions, as per the provisional report till 7 am today. These include **92,98,092** HCWs who have taken the 1st dose and **60,08,236** HCWs who have taken the 2nd dose, **1,19,87,192** FLWs (1stdose), **63,10,273** FLWs (2nddose), **4,98,72,209** 1st dose beneficiaries and **79,23,295** 2nd dose beneficiaries more than 60 years old and **4,81,08,293** (1st dose) and **24,03,633** (2nd dose) beneficiaries aged 45 to 60 years.

HCWs		FLWs		Age Group 45 to 60 years		Over 60 years		Total
1 st Dose	2 nd Dose	1 st Dose	2 nd Dose	1 st Dose	2 nd Dose	1 st Dose	2 nd Dose	
92,98,092	60,08,236	1,19,87,192	63,10,273	4,81,08,293	24,03,633	4,98,72,209	79,23,295	14,19,11,223

Eight states account for 58.78% of the cumulative doses given so far in the country.

59% of cumulative doses given so far, are in 8 States



Nearly 10 lakh vaccination doses were administered in the last 24 hours.

As on Day-100 of the vaccination drive (25th April, 2021), **9,95,288** vaccine doses were given. 6,85,944 beneficiaries were vaccinated across 11,984 sessions for 1st dose and 3,09,344 beneficiaries received 2nd dose of vaccine.

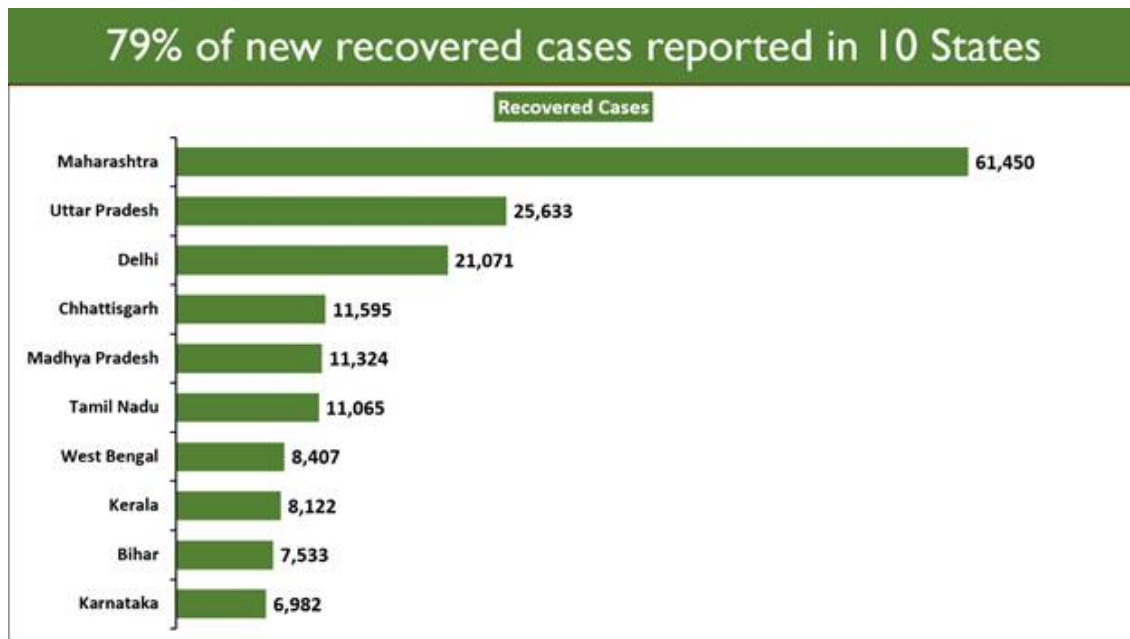
Date: 25th April, 2021 (Day-100)

HCWs		FLWs		45 to 60 years		Over 60 years		Total Achievement	
1 st Dose	2 nd Dose	1 st Dose	2 nd Dose	1 st Dose	2 nd Dose	1 st Dose	2 nd Dose	1 st Dose	2 nd Dose
7,602	12,602	36,946	19,782	4,24,503	73,395	2,16,893	2,03,565	6,85,944	3,09,344

India's cumulative recoveries stand at **1,43,04,382** today. The National Recovery Rate is **82.62%**.

2,19,272 recoveries were registered in the last 24 hours.

Ten states account for **78.98%** of the new recoveries.



3,52,991 new cases were registered in the last 24 hours.

Ten States including Maharashtra, Uttar Pradesh, Delhi, Karnataka, Kerala, Madhya Pradesh, West Bengal, Tamil Nadu, Gujarat and Rajasthan report **74.5%** of the new cases.

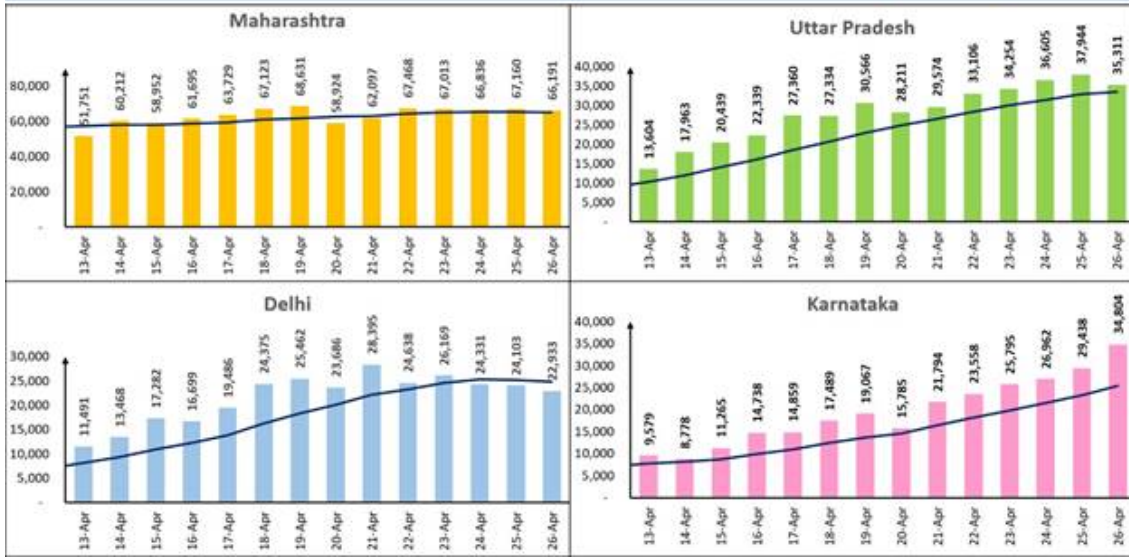
Maharashtra has reported the highest daily new cases at 66,191. It is followed by Uttar Pradesh with 35,311 while Karnataka reported 34,804 new cases.



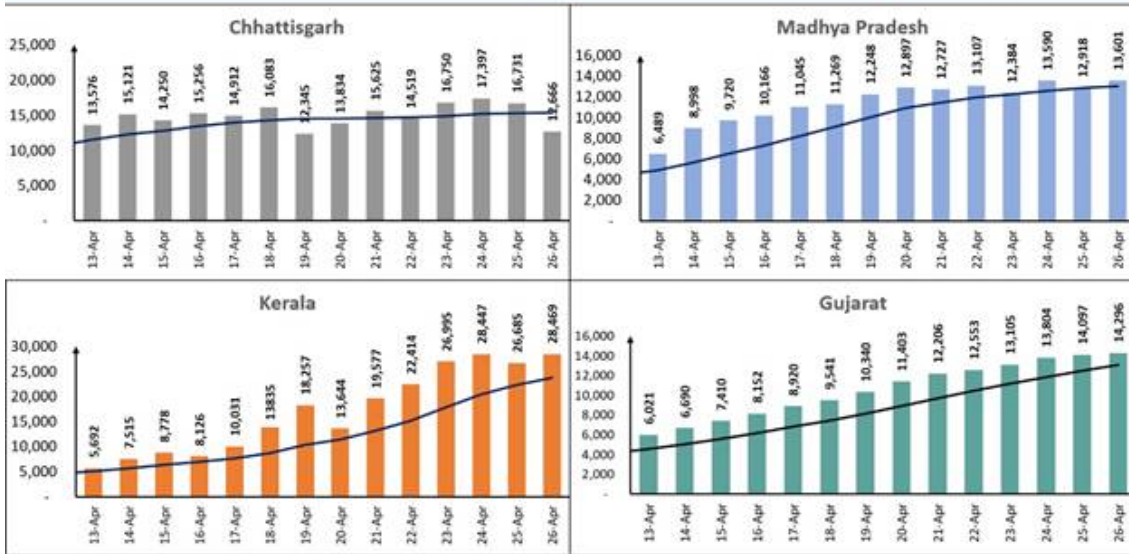
Twelve states, as shown under, are displaying an upward trajectory in daily new cases.



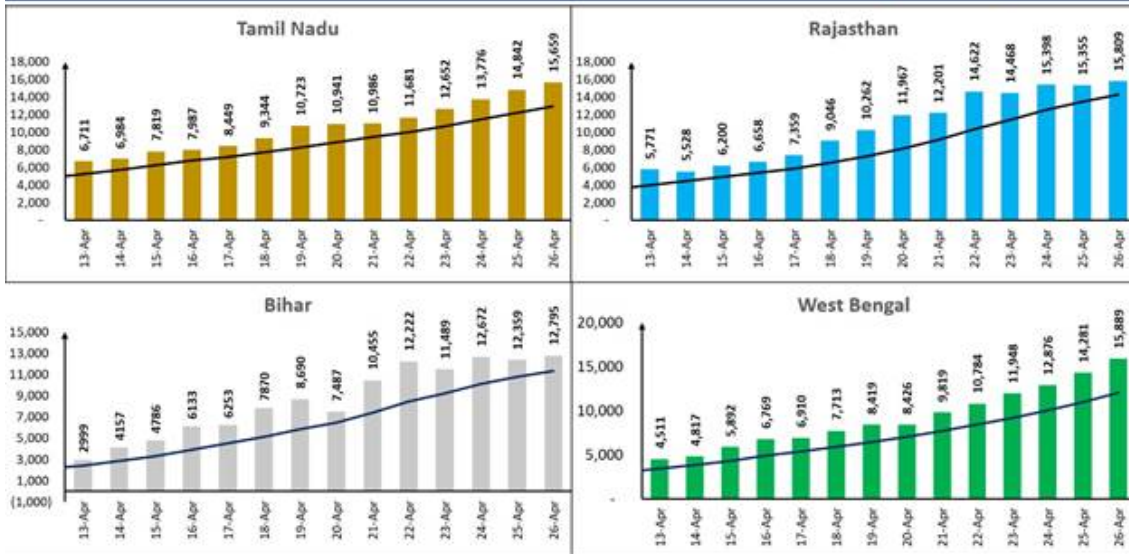
States in Focus: Daily new cases trajectory



States in Focus: Daily new cases trajectory

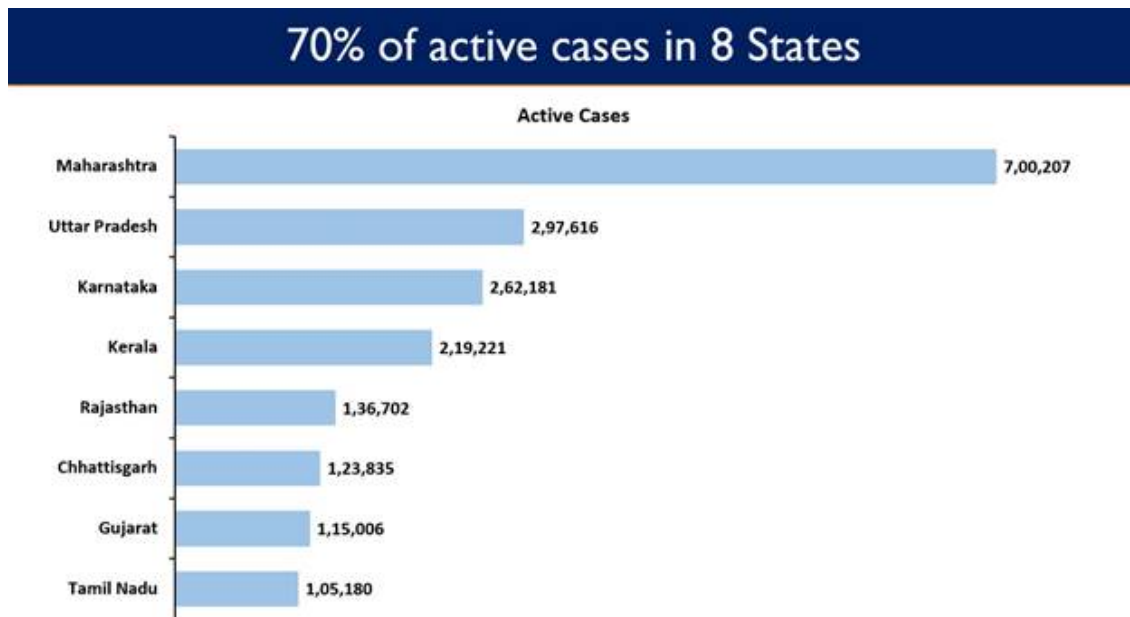


States in Focus: Daily new cases trajectory



f India's total Active Caseload has reached **28,13,658**. It now comprises **16.25%** of the country's total Positive Cases. A net incline of **1,30,907** cases recorded from the total active caseload in the last 24 hours.

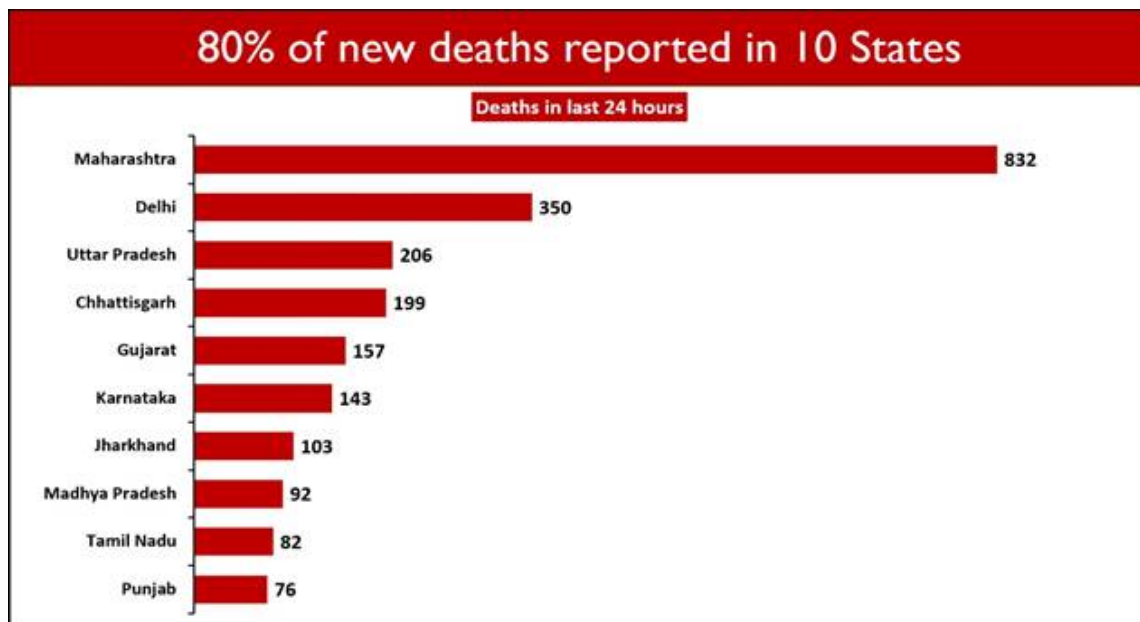
t The eight States of Maharashtra, Chhattisgarh, Uttar Pradesh, Karnataka, Rajasthan, Tamil Nadu, Gujarat and Kerala cumulatively account for **69.67%** of India's total Active Cases.



The National Mortality Rate has been falling and currently stands at 1.13%.

2,812 deaths were reported in the last 24 hours.

Ten States account for **79.66%** of the new deaths. Maharashtra saw the maximum casualties (832). Delhi follows with 350 daily deaths.



Five States/UTs have not reported any COVID19 deaths in the last 24 hours. These are D&D & D&N, Tripura, Lakshadweep, Mizoram and A&N Islands.

MV

f HFW/COVID States data/26th April2021/1



(Release ID: 1714035) Visitor Counter : 31



Read this release in: Urdu , Hindi , Marathi , Bengali , Punjabi , Gujarati , Odia , Tamil , Telugu , Malayalam



in