



Ministry of Health and Family Welfare

# India's Cumulative Vaccination Coverage exceeds 13.83 Crores



More than 29 Lakh Vaccine Doses administered in the last 24 hours



Over 2.19 Lakh Recoveries in the last 24 hours

Case Fatality Rate further slides to 1.14%

Eleven States/UTs have not reported any COVID19 deaths in the last 24 hours

Posted On: 24 APR 2021 11:24AM by PIB Delhi

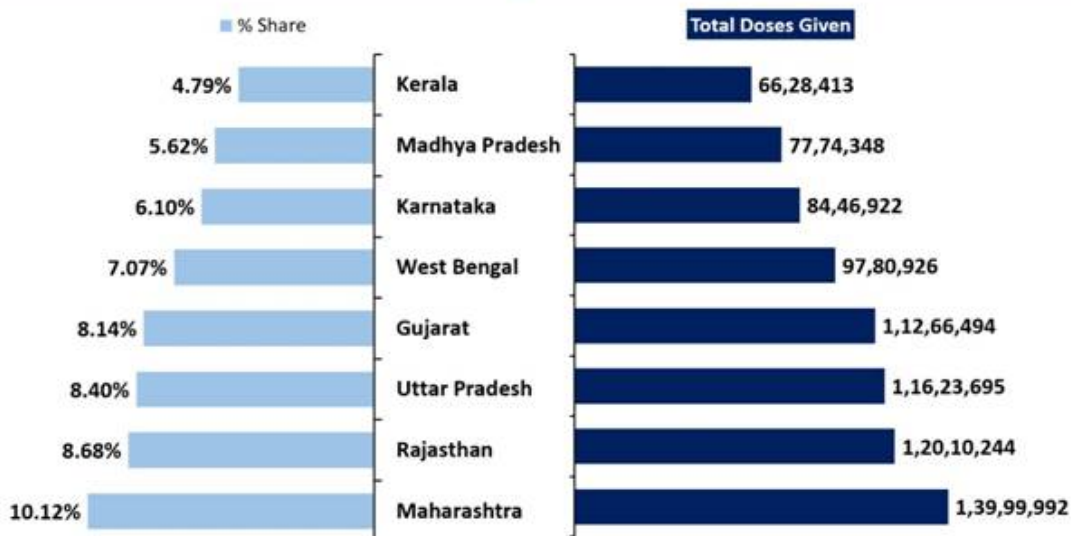
The cumulative number of COVID19 vaccine doses administered in the country has crossed **13.83 Cr** today as part of the world's largest vaccination drive.

Cumulatively, **13,83,79,832** vaccine doses have been administered through 19,80,105 sessions, as per the provisional report till 7 am today. These include **92,68,027** HCWs who have taken the 1st dose and **59,51,076** HCWs who have taken the 2nd dose, **1,18,51,655** FLWs (1<sup>st</sup>dose), **61,94,851** FLWs (2<sup>nd</sup>dose), **4,91,45,265** 1<sup>st</sup> dose beneficiaries and **71,65,338** 2<sup>nd</sup> dose beneficiaries more than 60 years old and **4,66,71,540** (1<sup>st</sup> dose) and **21,32,080** (2<sup>nd</sup> dose) beneficiaries aged 45 to 60 years.

HCWs		FLWs		Age Group 45 to 60 years		Over 60 years		Total
1 <sup>st</sup> Dose	2 <sup>nd</sup> Dose	1 <sup>st</sup> Dose	2 <sup>nd</sup> Dose	1 <sup>st</sup> Dose	2 <sup>nd</sup> Dose	1 <sup>st</sup> Dose	2 <sup>nd</sup> Dose	
92,68,027	59,51,076	1,18,51,655	61,94,851	4,66,71,540	21,32,080	4,91,45,265	71,65,338	13,83,79,832

Eight states account for 58.92% of the cumulative doses given so far in the country.

## 59% of cumulative doses given so far, are in 8 States



Over 29 lakh vaccination doses were administered in the last 24 hours.

As on Day-98 of the vaccination drive (23<sup>rd</sup> April, 2021), 29,01,412 vaccine doses were given. 18,63,024 beneficiaries were vaccinated across 26,927 sessions for 1<sup>st</sup> dose and 10,38,388 beneficiaries received 2<sup>nd</sup> dose of vaccine.

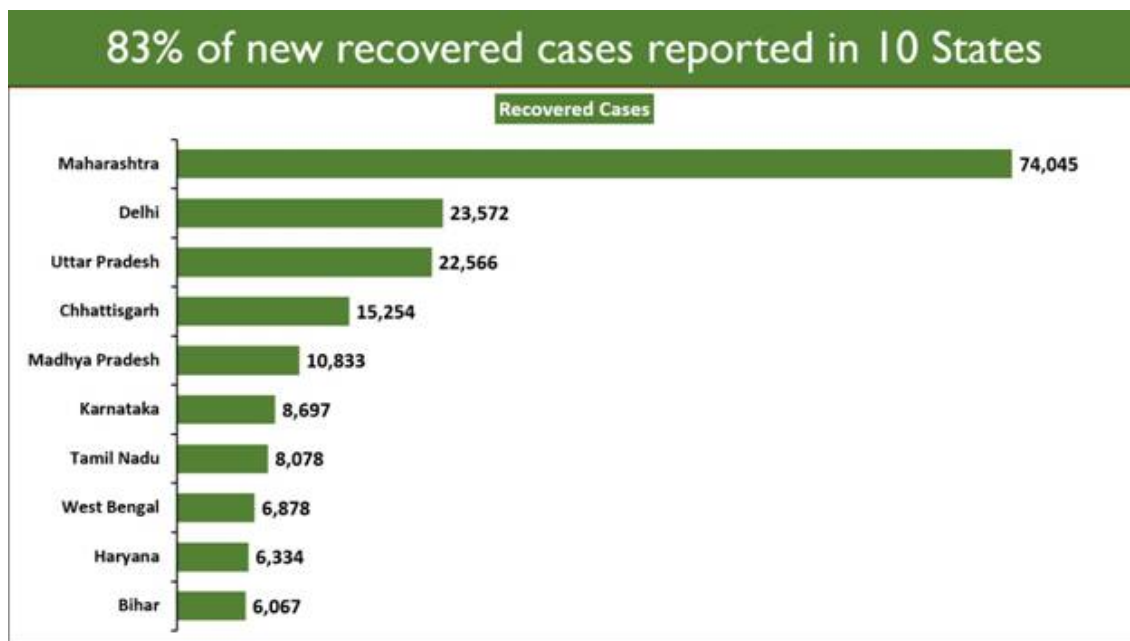
Date: 23<sup>rd</sup> April, 2021 (Day-98)

HCWs		FLWs		45 to 60 years		Over 60 years		Total Achievement	
1 <sup>st</sup> Dose	2 <sup>nd</sup> Dose	1 <sup>st</sup> Dose	2 <sup>nd</sup> Dose	1 <sup>st</sup> Dose	2 <sup>nd</sup> Dose	1 <sup>st</sup> Dose	2 <sup>nd</sup> Dose	1 <sup>st</sup> Dose	2 <sup>nd</sup> Dose
25,663	46,337	1,19,696	1,17,591	11,07,210	2,30,784	6,10,455	6,43,676	18,63,024	10,38,388

India's cumulative recoveries stand at 1,38,67,997 today. The National Recovery Rate is 83.49%.

2,19,838 recoveries were registered in the last 24 hours.

Ten states account for 82.94% of the new recoveries.



**3,46,786** new cases were registered in the last 24 hours.

Ten States including Maharashtra, Uttar Pradesh, Delhi, Karnataka, Kerala, Chhattisgarh, Madhya Pradesh, Tamil Nadu, Gujarat and Rajasthan report **74.15%** of the new cases.

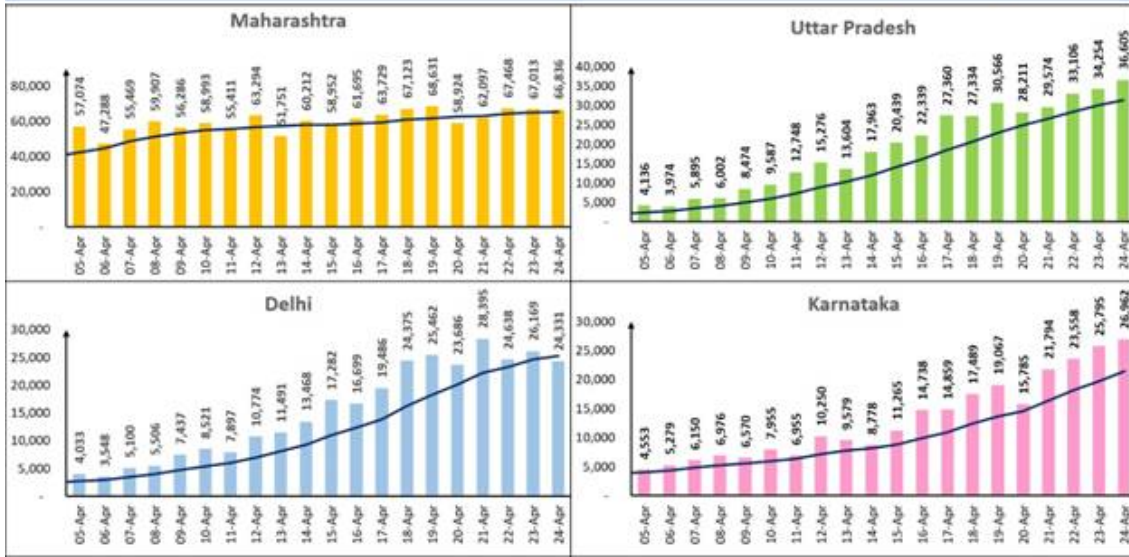
Maharashtra has reported the highest daily new cases at 66,836. It is followed by Uttar Pradesh with 36,605 while Kerala reported 28,447 new cases.



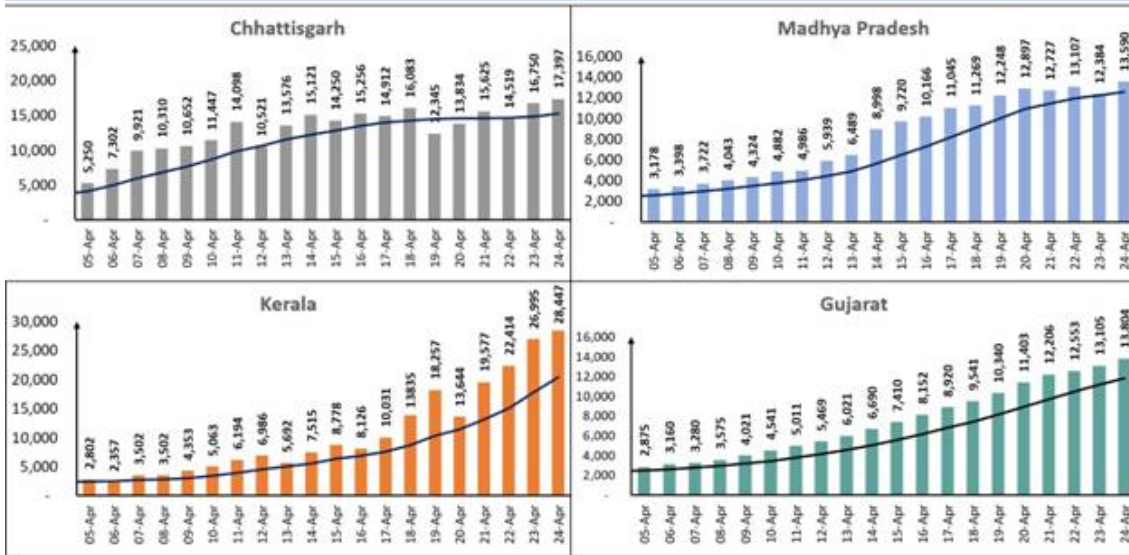
Twelve states, as shown under, are displaying an upward trajectory in daily new cases.

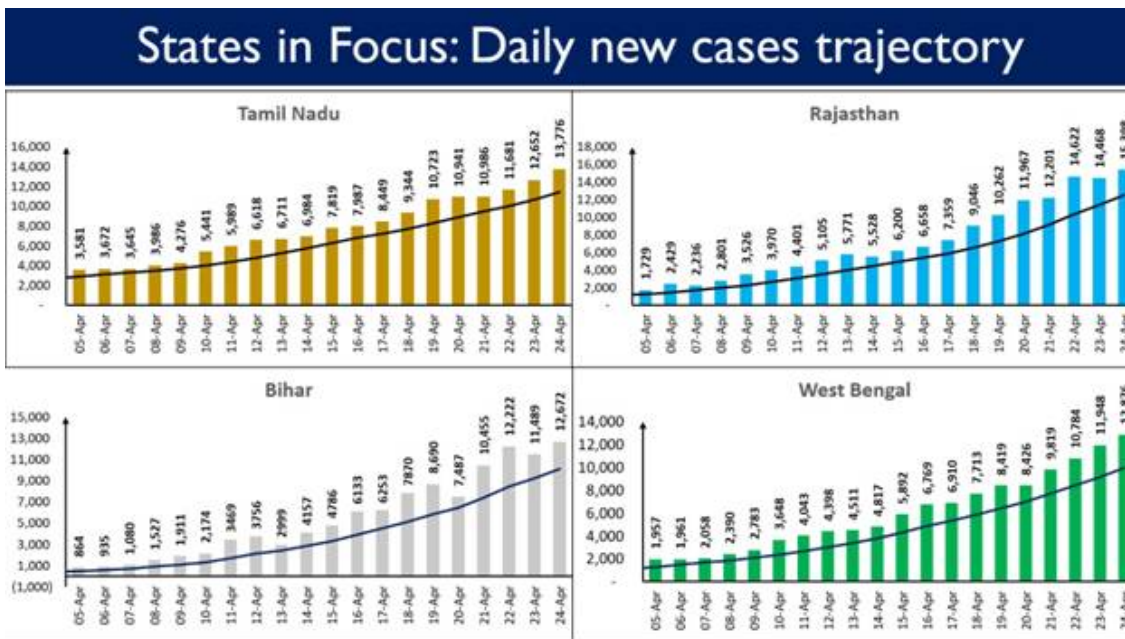


# States in Focus: Daily new cases trajectory



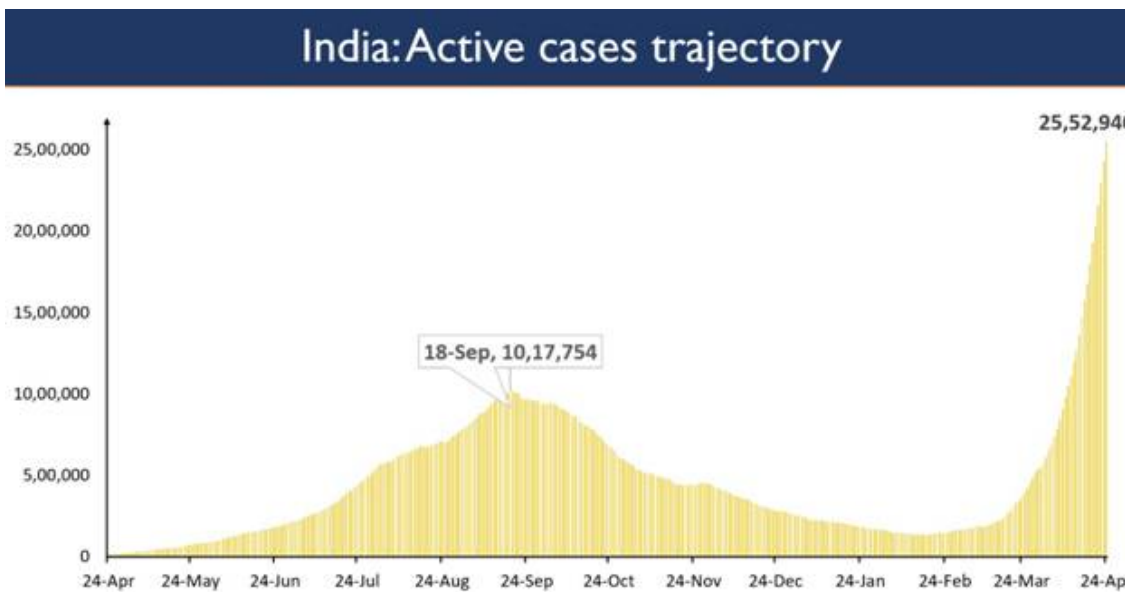
# States in Focus: Daily new cases trajectory





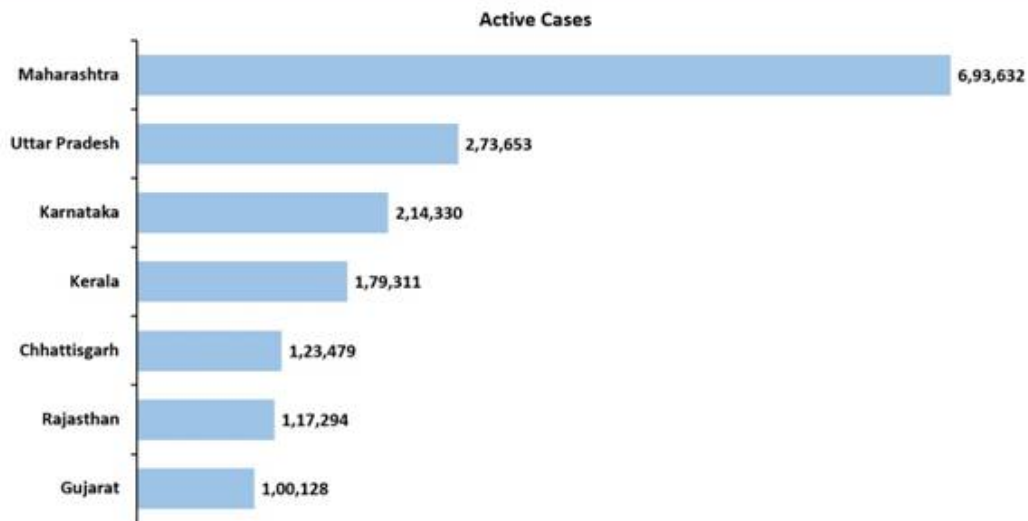
India's total Active Caseload has reached **25,52,940**. It now comprises **15.37%** of the country's total Positive Cases. A net incline of **1,24,324** cases recorded from the total active caseload in the last 24 hours.

The graph below depicts the trajectory of active cases in the last one year.



The seven States of Maharashtra, Chhattisgarh, Uttar Pradesh, Karnataka, Rajasthan, Gujarat and Kerala cumulatively account for **66.66%** of India's total Active Cases.

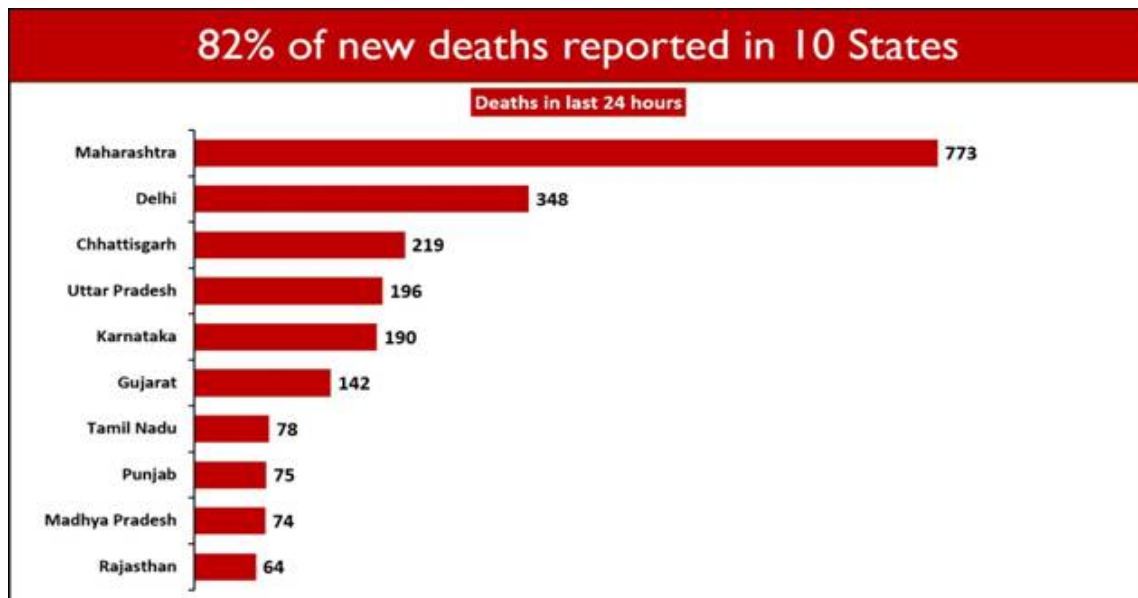
## 67% of active cases in 7 States



The National Mortality Rate has been falling and currently stands at 1.14%.

2,624 deaths were reported in the last 24 hours.

Ten States account for 82.28% of the new deaths. Maharashtra saw the maximum casualties (773). Delhi follows with 348 daily deaths.



Eleven States/UTs have not reported any COVID19 deaths in the last 24 hours. These are Ladakh (UT), D&D & D&N, Tripura, Meghalaya, Mizoram, Lakshadweep, Sikkim, Manipur, Nagaland, A&N Islands and Arunachal Pradesh.

\*\*\*\*

MV

HFV/COVID States data/24<sup>th</sup> April 2021/1

(Release ID: 1713717) Visitor Counter : 51

**f** Read this release in: Tamil , Urdu , Hindi , Marathi , Bengali , Punjabi , Gujarati , Odia , Telugu

