



Ministry of Health and Family Welfare

India's Cumulative Vaccination Coverage exceeds 13.54 Crores



More than 31 Lakh Vaccine Doses administered in the last 24 hours



5 States account for nearly 60% of India's total Active Caseload

More than 1.93 Lakh Recoveries in the last 24 hours

Posted On: 23 APR 2021 10:29AM by PIB Delhi

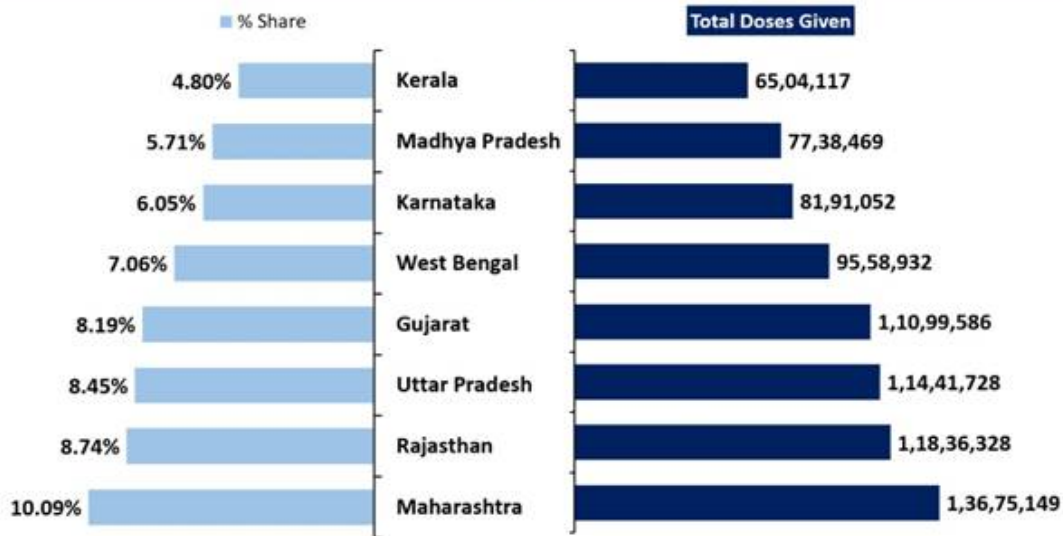
The cumulative number of COVID19 vaccine doses administered in the country has crossed **13.54 Cr** today as part of the world's largest vaccination drive.

Cumulatively, **13,54,78,420** vaccine doses have been administered through 19,38,184 sessions, as per the provisional report till 7 am today. These include **92,42,364** HCWs who have taken the 1st dose and **59,04,739** HCWs who have taken the 2nd dose, **1,17,31,959** FLWs (1st dose), **60,77,260** FLWs (2nd dose), **4,85,34,810** 1st dose beneficiaries and **65,21,662** 2nd dose beneficiaries more than 60 years old and **4,55,64,330** (1st dose) and **19,01,296** (2nd dose) beneficiaries aged 45 to 60 years.

HCWs		FLWs		Age Group 45 to 60 years		Over 60 years		Total
1 st Dose	2 nd Dose	1 st Dose	2 nd Dose	1 st Dose	2 nd Dose	1 st Dose	2 nd Dose	
92,42,364	59,04,739	1,17,31,959	60,77,260	4,55,64,330	19,01,296	4,85,34,810	65,21,662	13,54,78,420

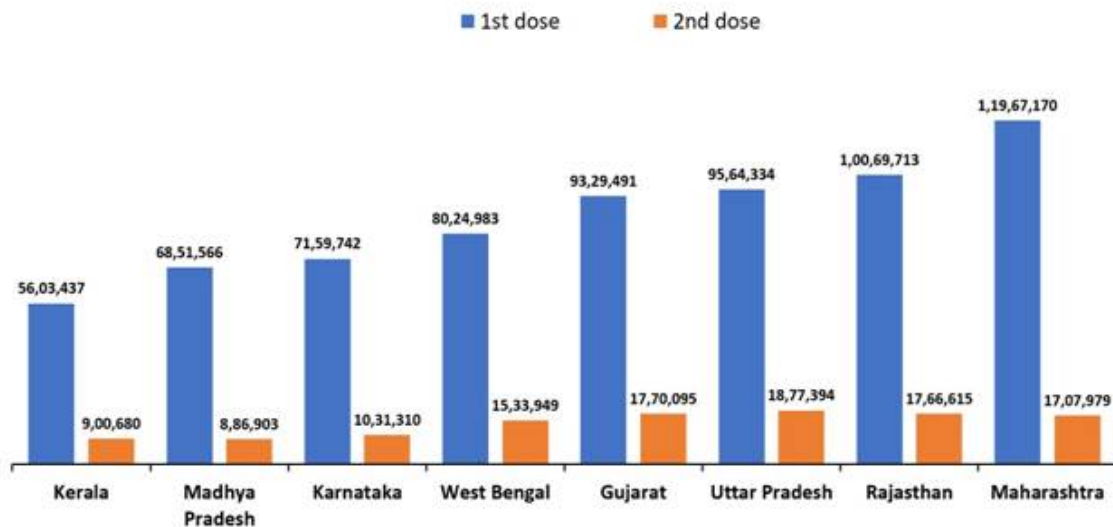
Eight states account for 59.08% of the cumulative doses given so far in the country.

59% of cumulative doses given so far, are in 8 States



The graph below highlights the doses administered in the top 8 vaccinating states.

Doses administered in the states



Over 31 lakh vaccination doses were administered in the last 24 hours.

As on Day-97 of the vaccination drive (22nd April, 2021), **31,47,782** vaccine doses were given. 19,25,873 beneficiaries were vaccinated across 28,683 sessions for 1st dose and 12,21,909 beneficiaries received 2nd dose of vaccine.

Date: 22nd April, 2021 (Day-97)

HCWs	FLWs	45 to 60 years	Over 60 years	Total Achievement
------	------	----------------	---------------	-------------------

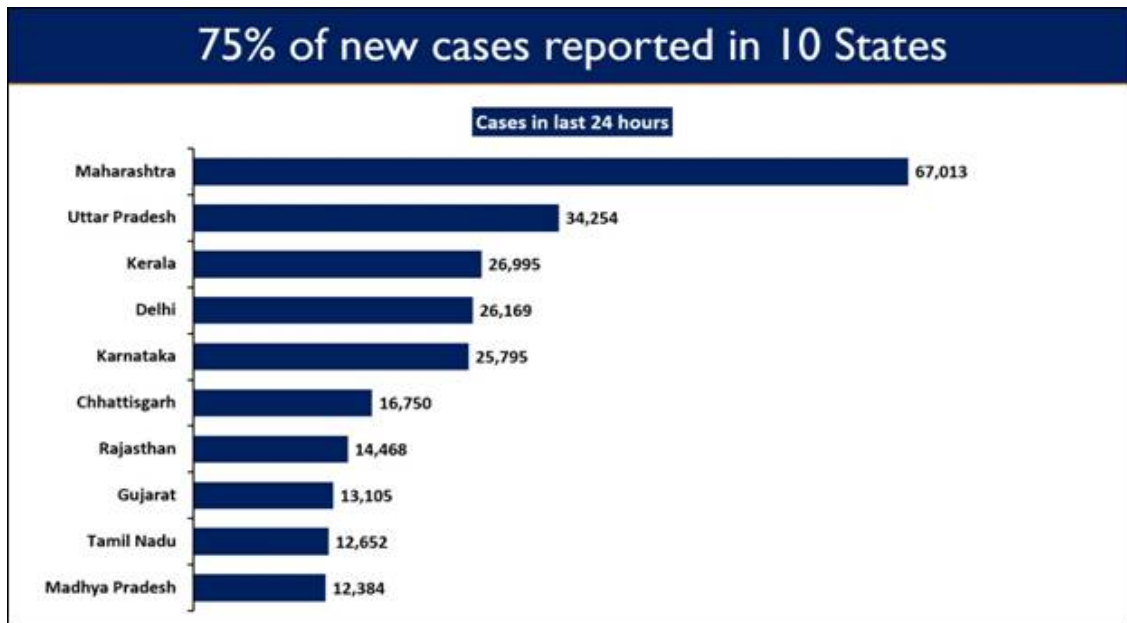
	1 st Dose	2 nd Dose	1 st Dose	2 nd Dose	1 st Dose	2 nd Dose	1 st Dose	2 nd Dose	1 st Dose	2 nd Dose
	22,820	52,668	99,915	1,40,730	11,35,446	2,67,180	6,67,692	7,61,331	19,25,873	12,21,909



3,32,730 new cases were registered in the last 24 hours.

Ten States including Maharashtra, Uttar Pradesh, Delhi, Karnataka, Kerala, Chhattisgarh, Madhya Pradesh, Tamil Nadu, Gujarat and Rajasthan report **75.01%** of the new cases.

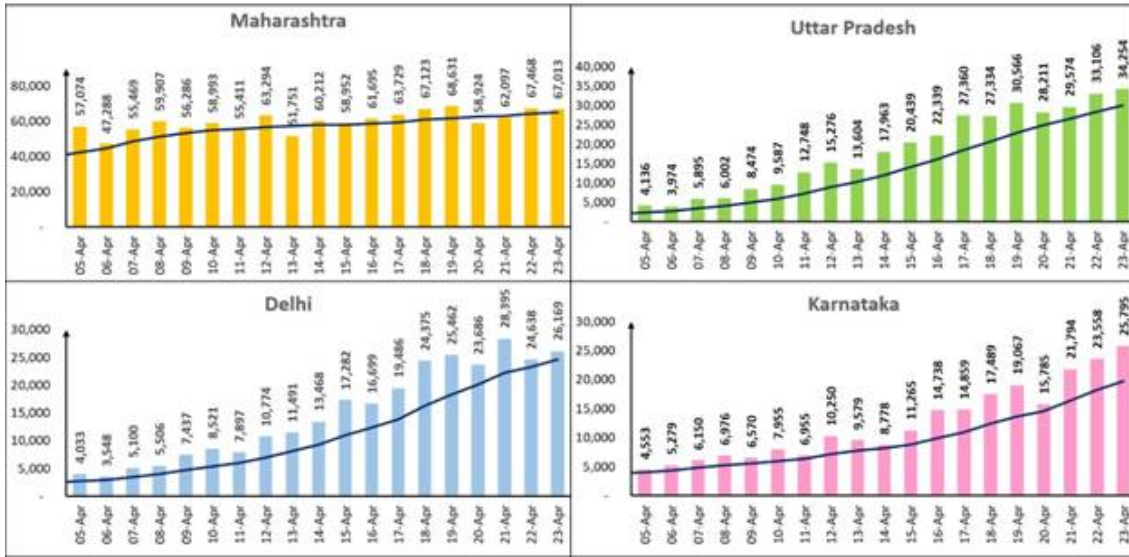
in Maharashtra has reported the highest daily new cases at 67,013. It is followed by Uttar Pradesh with 34,254 while Kerala reported 26,995 new cases.



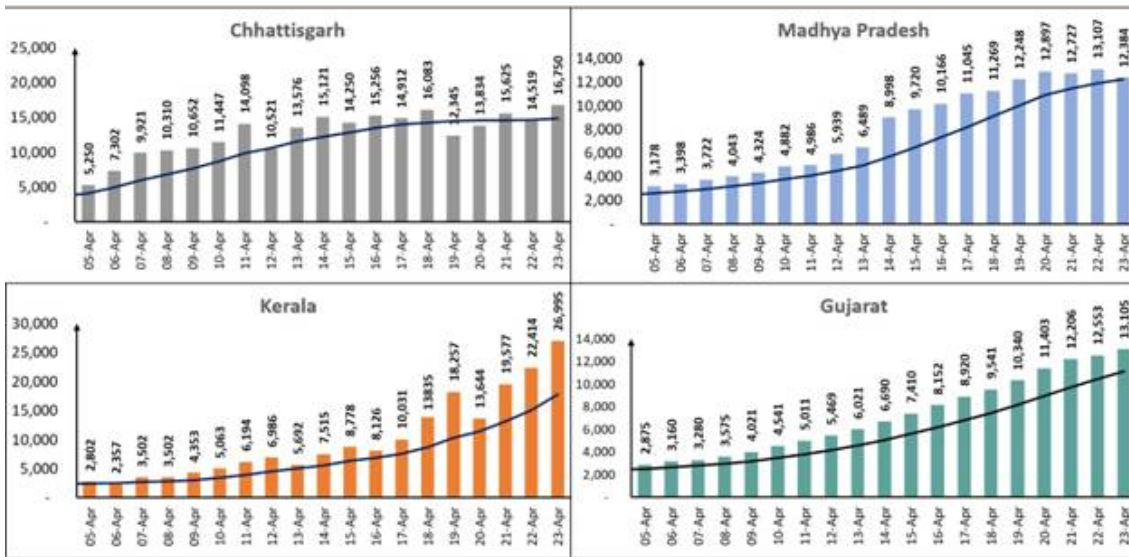
Twelve states, as shown under, are displaying an upward trajectory in daily new cases.



States in Focus: Daily new cases trajectory

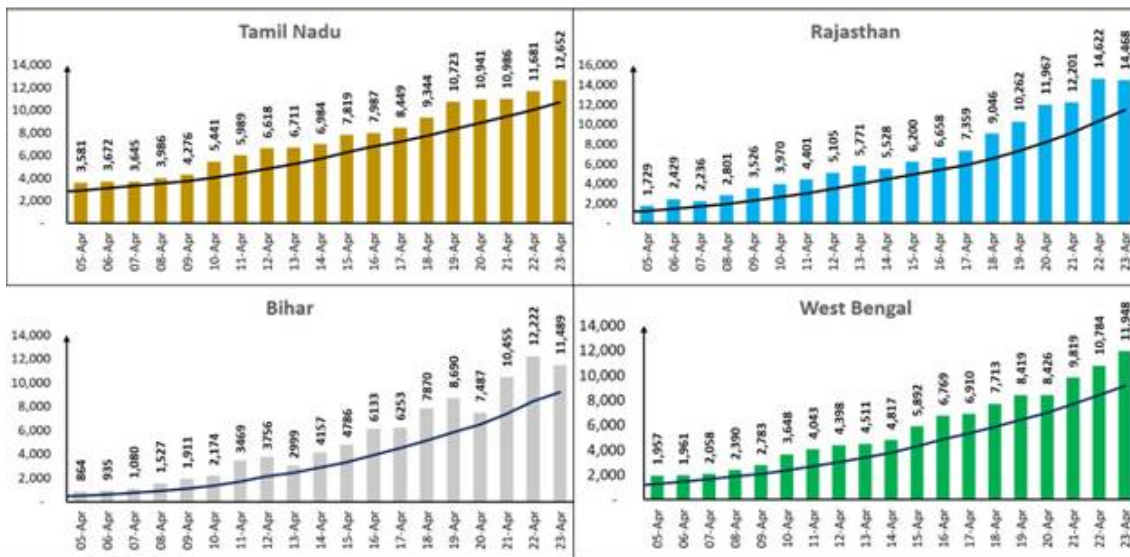


States in Focus: Daily new cases trajectory



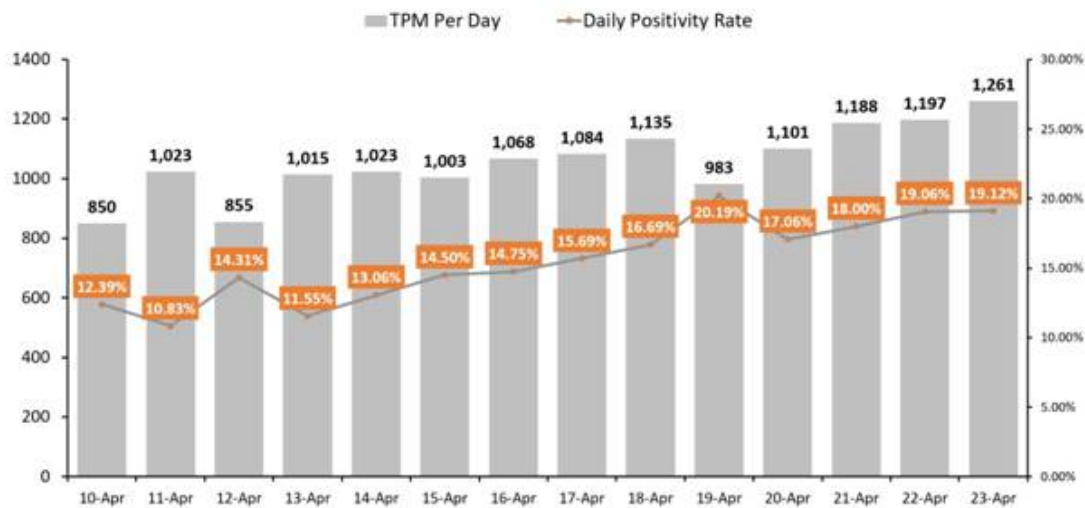


States in Focus: Daily new cases trajectory



The graph below highlights the increasing trend of daily positivity rate and tests per million in India.

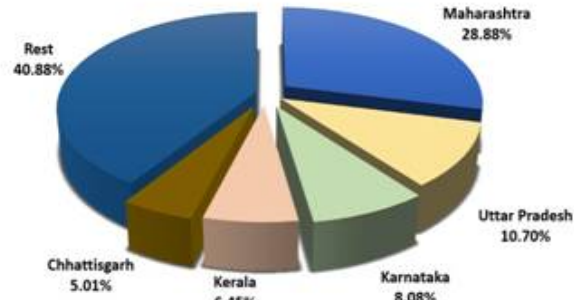
India Trend: Tests per million per day & daily positivity rate



India's total Active Caseload has reached **24,28,616**. It now comprises **14.93%** of the country's total Positive Cases. A net incline of **1,37,188** cases recorded from the total active caseload in the last 24 hours.

The five States of Maharashtra, Chhattisgarh, Uttar Pradesh, Karnataka and Kerala cumulatively account for **59.12%** of India's total Active Cases.

5 States account for 59% of total active cases in the country



Top 5 Districts (Karnataka)

Bengaluru Urban	1,37,813
Tumakuru	6,689
Kalaburagi	5,701
Mysuru	4,988
Ballari	3,872

Top 5 Districts (Uttar Pradesh)

Lucknow	54,967
Prayagraj	16,988
Varanasi	16,890
Kanpur Nagar	14,544
Meerut	8,469

Top 5 Districts (Maharashtra)

Pune	1,17,337
Mumbai	82,616
Nagpur	80,924
Thane	80,743
Nashik	46,706

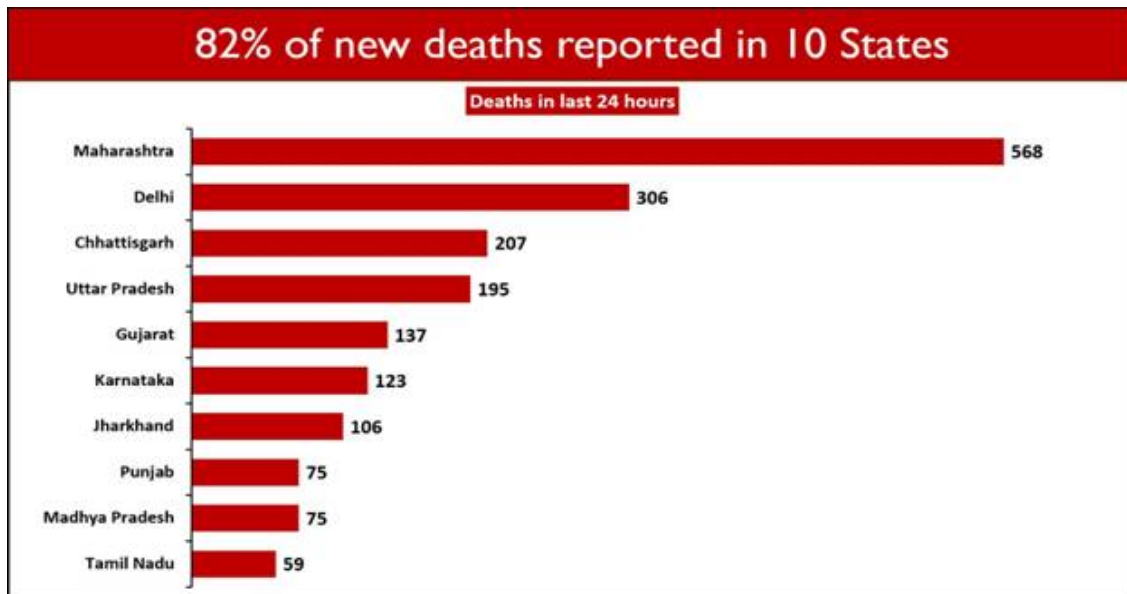
India's cumulative recoveries stand at **1,36,48,159** today. The National Recovery Rate is **83.92%**.

1,93,279 recoveries were registered in the last 24 hours.

The National Mortality Rate has been falling and currently stands at 1.15%.

2,263 deaths were reported in the last 24 hours.

Ten States account for **81.79%** of the new deaths. Maharashtra saw the maximum casualties (568). Delhi follows with 306 daily deaths.



Seven States/UTs have not reported any COVID19 deaths in the last 24 hours. These are D&D & D&N, Tripura, Meghalaya, Mizoram, Lakshadweep, Nagaland and Arunachal Pradesh.

MV

HFW/COVID States data/23rdApril2021/1



(Release ID: 1713506) Visitor Counter : 73



Read this release in: Urdu , Hindi , Marathi , Bengali , Punjabi , Gujarati , Odia , Tamil , Telugu , Malayalam

