



Ministry of Health and Family Welfare



## India's crosses a Landmark with Cumulative Vaccination Coverage more than 13Crores



### More than 29 Lakh Vaccine Doses administered in the last 24 hours



### 76% of New Cases are being reported from 10 States

Posted On: 21 APR 2021 12:23PM by PIB Delhi

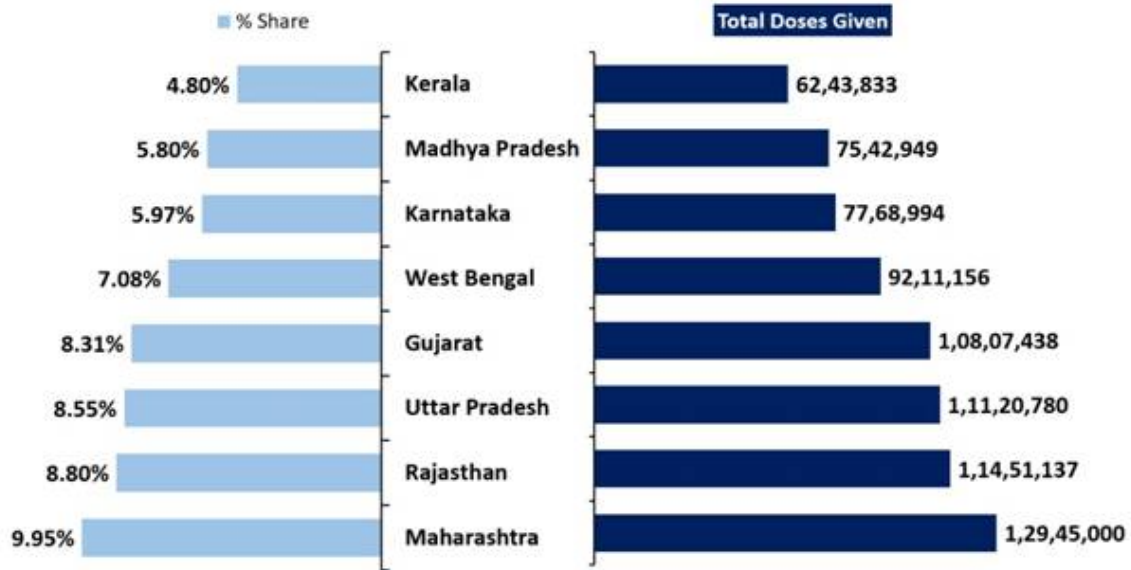
The cumulative number of COVID19 vaccine doses administered in the country has crossed **13 Cr** today as part of the world's largest vaccination drive.

Cumulatively, **13,01,19,310** vaccine doses have been administered through 19,01,413 sessions, as per the provisional report till 7 am today. These include **92,01,728** HCWs who have taken the 1st dose and **58,17,262** HCWs who have taken the 2nd dose, **1,15,62,535** FLWs (1<sup>st</sup>dose), **58,55,821** FLWs (2<sup>nd</sup>dose), **4,73,55,942** 1<sup>st</sup> dose beneficiaries and **53,04,679** 2<sup>nd</sup> dose beneficiaries more than 60 years old and **4,35,25,687** (1<sup>st</sup> dose) and **14,95,656** (2<sup>nd</sup> dose) beneficiaries aged 45 to 60 years.

HCWs		FLWs		Age Group 45 to 60 years		Over 60 years		Total
1 <sup>st</sup> Dose	2 <sup>nd</sup> Dose	1 <sup>st</sup> Dose	2 <sup>nd</sup> Dose	1 <sup>st</sup> Dose	2 <sup>nd</sup> Dose	1 <sup>st</sup> Dose	2 <sup>nd</sup> Dose	
92,01,728	58,17,262	1,15,62,535	58,55,821	4,35,25,687	14,95,656	4,73,55,942	53,04,679	13,01,19,310

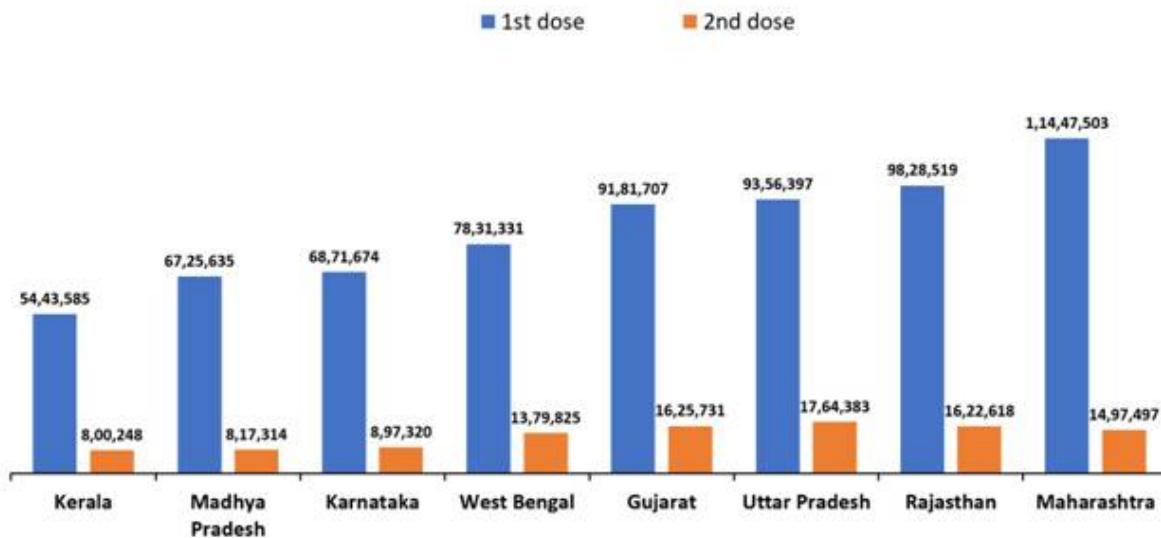
Eight states account for 59.25% of the total doses given so far in the country.

## 59% of 13 cr cumulative doses given so far, are in 8 States



The graph below highlights the vaccine doses administered in the top 8 states.

## Doses administered in the states



Over 29 lakh vaccination doses were administered in the last 24 hours.

As on Day-95 of the vaccination drive (20<sup>th</sup> April, 2021), **29,90,197** vaccine doses were given. 19,86,711 beneficiaries were vaccinated across 42,384 sessions for 1<sup>st</sup> dose and 10,03,486 beneficiaries received 2<sup>nd</sup> dose of vaccine.

Date: 20<sup>th</sup> April, 2021 (Day-95)

HCWs	FLWs	45 to 60 years	Over 60 years	Total Achievement

	1 <sup>st</sup> Dose	2 <sup>nd</sup> Dose	1 <sup>st</sup> Dose	2 <sup>nd</sup> Dose	1 <sup>st</sup> Dose	2 <sup>nd</sup> Dose	1 <sup>st</sup> Dose	2 <sup>nd</sup> Dose	1 <sup>st</sup> Dose	2 <sup>nd</sup> Dose
	31,011	49,605	1,29,803	1,69,213	11,52,918	1,84,590	6,72,979	6,00,078	19,86,711	10,03,486



2,95,041 new cases were registered in the last 24 hours.

Ten States including Maharashtra, Uttar Pradesh, Delhi, Karnataka, Kerala, Chhattisgarh, Madhya Pradesh, Tamil Nadu, Gujarat and Rajasthan report **76.32%** of the new cases.

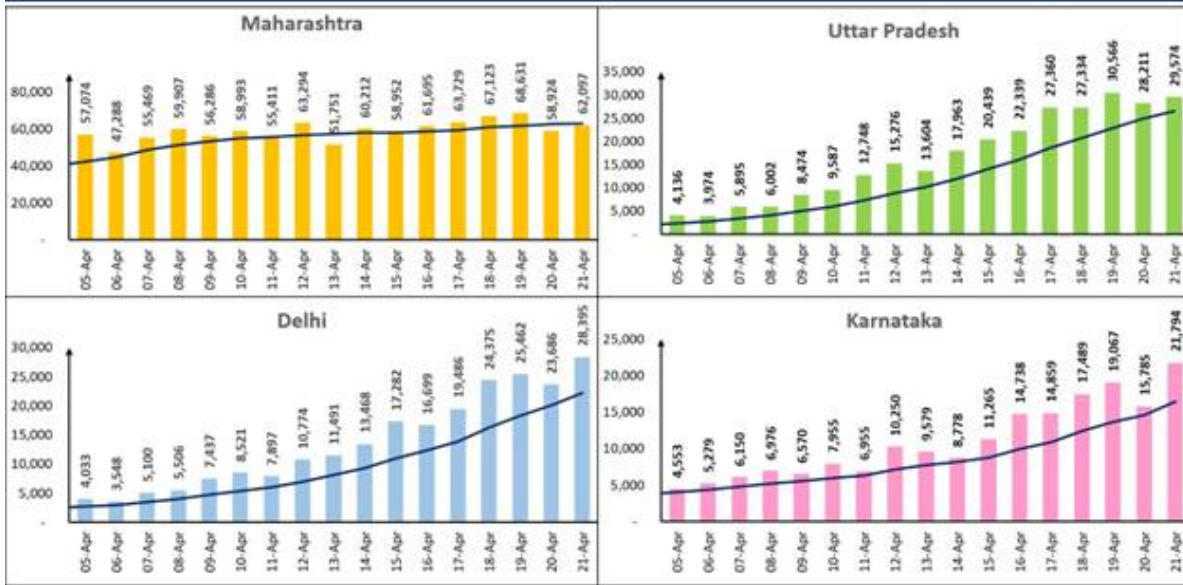
Maharashtra has reported the highest daily new cases at 62,097. It is followed by Uttar Pradesh with 29,574 while Delhi reported 28,395 new cases.



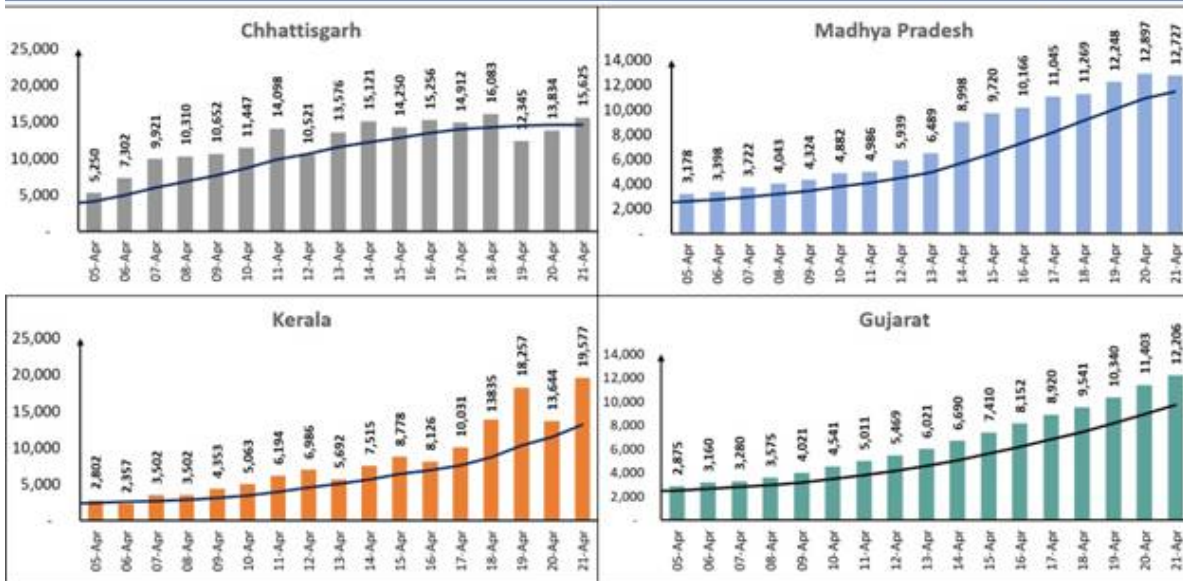
Twelve states, as shown under, are displaying an upward trajectory in daily new cases.

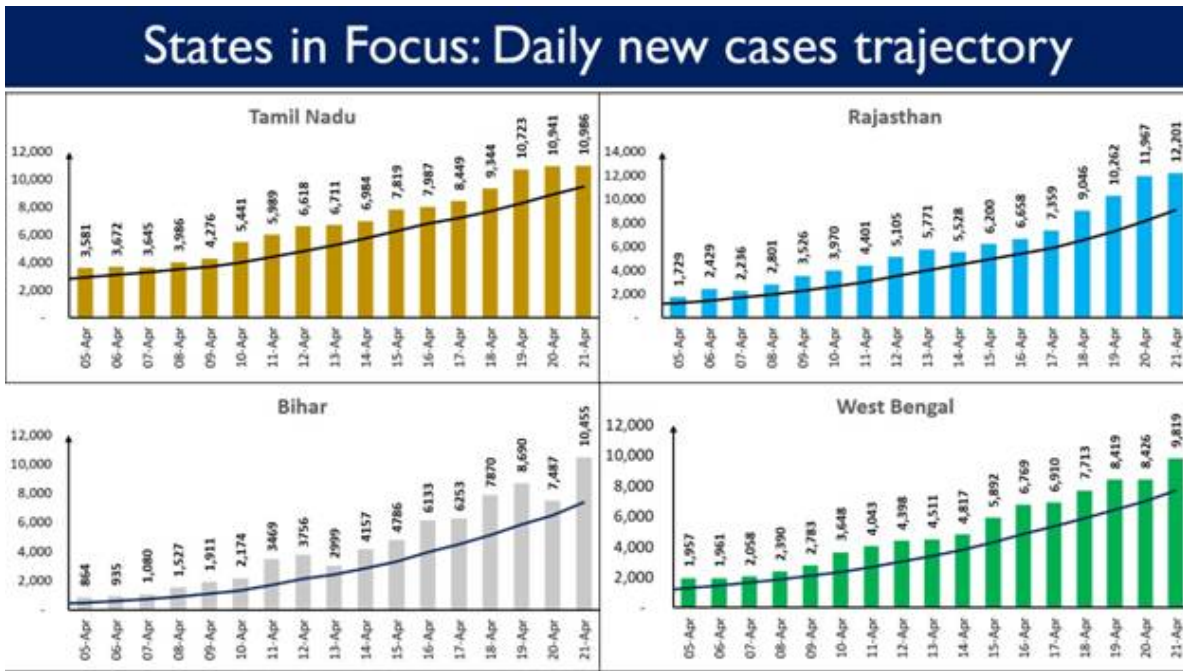


# States in Focus: Daily new cases trajectory



# States in Focus: Daily new cases trajectory

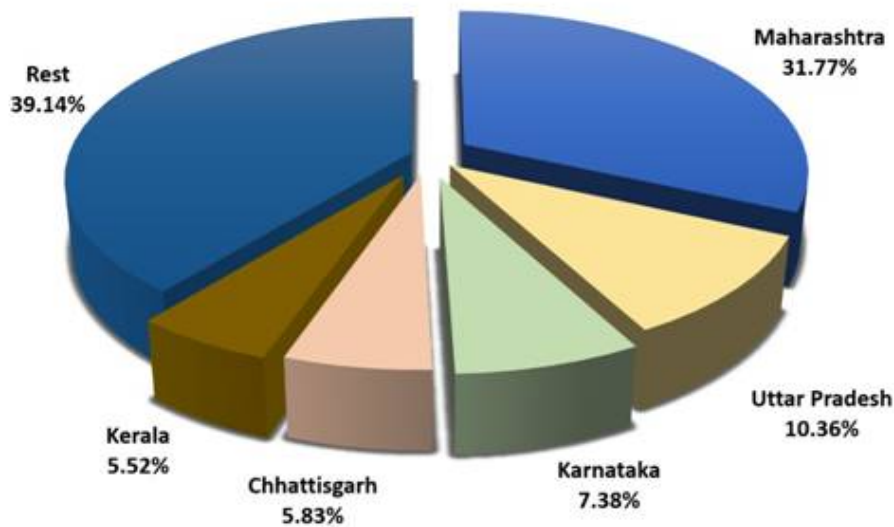




India's total Active Caseload has reached **21,57,538**. It now comprises **13.82%** of the country's total Positive Cases. A net incline of **1,25,561** cases recorded from the total active caseload in the last 24 hours.

The five States of Maharashtra, Chhattisgarh, Uttar Pradesh, Karnataka and Kerala cumulatively account for **60.86%** of India's total Active Cases.

### 5 States account for 61% of total active cases in the country



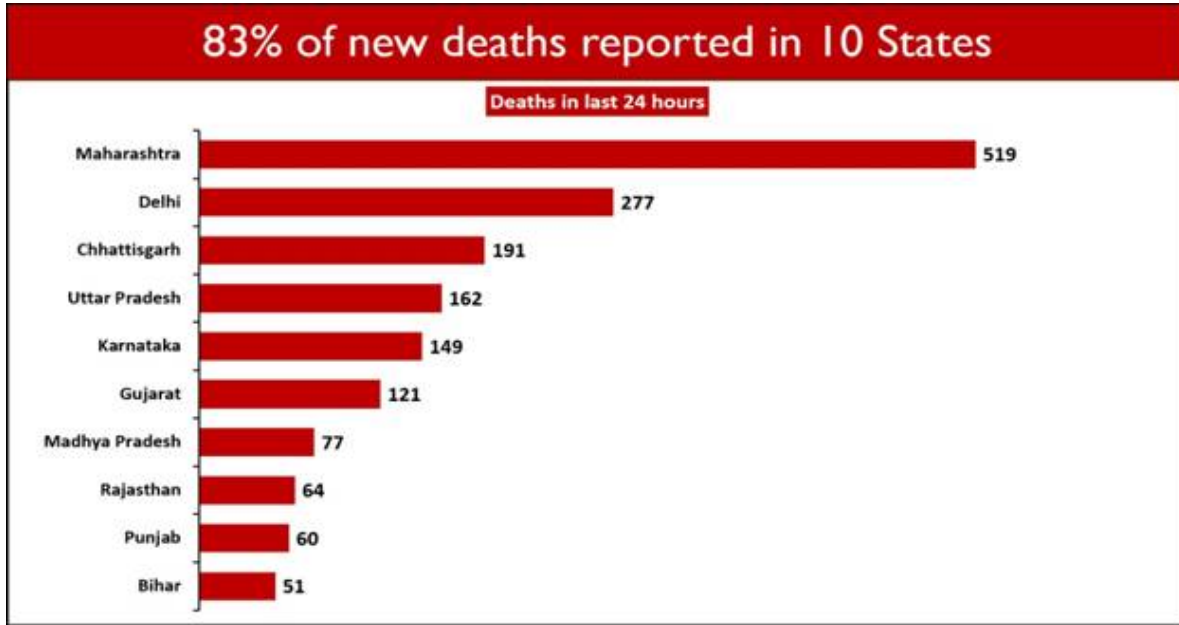
India's cumulative recoveries stand at **1,32,76,039** today. The National Recovery Rate is **85.01%**. **1,67,457** recoveries were registered in the last 24 hours.



**f** The National Mortality Rate has been falling and currently stands at 1.17%.

2,023 deaths were reported in the last 24 hours.

**t** Ten States account for 82.6% of the new deaths. Maharashtra saw the maximum casualties (519). Delhi follows with 277 daily deaths.



**Nine States/UTs have not reported any COVID19 deaths in the last 24 hours.** These are D&D & D&N, Meghalaya, Tripura, Sikkim, Mizoram, Lakshadweep, Nagaland, A&N Islands and Arunachal Pradesh.

\*\*\*\*

MV

HFW/COVID States data/21<sup>st</sup>April2021/1

(Release ID: 1713188) Visitor Counter : 84

Read this release in: Kannada , Malayalam , Bengali , Hindi , Marathi , Punjabi , Gujarati , Odia , Tamil , Telugu