



Ministry of Health and Family Welfare



# India's Cumulative Vaccination Coverage exceeds 12 Crores with over 26 Lakh doses given in the last 24 hours



**in** India took only 92 days to reach 12 crore vaccinations, the fastest country across the world

Gujarat, Maharashtra, Rajasthan, Uttar Pradesh alone have administered more than 1 Crore vaccines each

**79% of New Cases are being reported from 10 States**

Posted On: 18 APR 2021 11:32AM by PIB Delhi

The cumulative number of COVID19 vaccine doses administered in the country has crossed **12 Cr** today as part of the world's largest vaccination drive.

Cumulatively, **12,26,22,590** vaccine doses have been administered through 18,15,325 sessions, as per the provisional report till 7 am today. These include **91,28,146** HCWs who have taken the 1st dose and **57,08,223** HCWs who have taken the 2nd dose, **1,12,33,415** FLWs (1<sup>st</sup>dose), **55,10,238** FLWs (2<sup>nd</sup>dose), **4,55,94,522** 1<sup>st</sup> dose beneficiaries and **38,91,294** 2<sup>nd</sup> dose beneficiaries more than 60 years old and **4,04,74,993** (1<sup>st</sup> dose) and **10,81,759** (2<sup>nd</sup> dose) beneficiaries aged 45 to 60 years.

HCWs		FLWs		Age Group 45 to 60 years		Over 60 years		Total
1 <sup>st</sup> Dose	2 <sup>nd</sup> Dose	1 <sup>st</sup> Dose	2 <sup>nd</sup> Dose	1 <sup>st</sup> Dose	2 <sup>nd</sup> Dose	1 <sup>st</sup> Dose	2 <sup>nd</sup> Dose	
91,28,146	57,08,223	1,12,33,415	55,10,238	4,04,74,993	10,81,759	4,55,94,522	38,91,294	12,26,22,590

Eight states account for 59.5% of the total doses given so far in the country. The four States of Gujarat (1,03,37,448), Maharashtra (1,21,39,453), Rajasthan (1,06,98,771) and UP (1,07,12,739) have so far administered more than 1 Crore doses each to their population. Gujarat completed 1 Crore vaccinations on

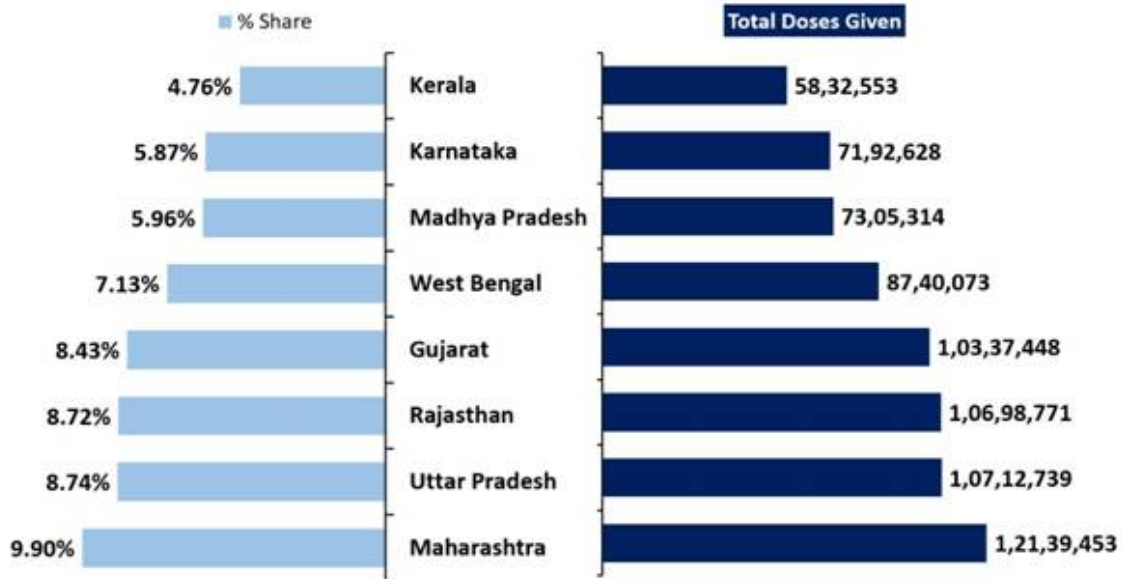
the 16<sup>th</sup> of April while the other three states achieved it on 14<sup>th</sup> of April.

f




in

## 60% of cumulative doses given so far, are in 8 States



India took only 92 days to reach 12 crore vaccinations, the fastest country to do so. It is followed by the US which took 97 days and China (108 days).

## COVID-19 Vaccinations: Days taken to reach 12 cr mark



Source: Our World in Data and multiple news articles

**Over 26 lakh vaccination doses were administered in the last 24 hours.**

As on Day-92 of the vaccination drive (17<sup>th</sup> April, 2021), **26,84,956** vaccine doses were given. 20,22,599 beneficiaries were vaccinated across 39,998 sessions for 1<sup>st</sup> dose and 6,62,357 beneficiaries received 2<sup>nd</sup> dose of vaccine.

f

Date: 17<sup>th</sup> April,2021 (Day-92)

Twitter

WhatsApp

Email

in

HCWs		FLWs		45 to 60 years		Over 60 years		Total Achievement	
1 <sup>st</sup> Dose	2 <sup>nd</sup> Dose	1 <sup>st</sup> Dose	2 <sup>nd</sup> Dose	1 <sup>st</sup> Dose	2 <sup>nd</sup> Dose	1 <sup>st</sup> Dose	2 <sup>nd</sup> Dose	1 <sup>st</sup> Dose	2 <sup>nd</sup> Dose
22,717	37,405	89,353	1,01,666	12,51,018	1,20,249	6,59,511	4,03,037	20,22,599	6,62,357

India's daily new cases continue to rise. **2,61,500** new cases were registered in the last 24 hours.

Ten States including Maharashtra, Uttar Pradesh, Delhi, Chhattisgarh, Karnataka, Madhya Pradesh, Kerala, Gujarat, Tamil Nadu and Rajasthan report **78.56%** of the new cases.

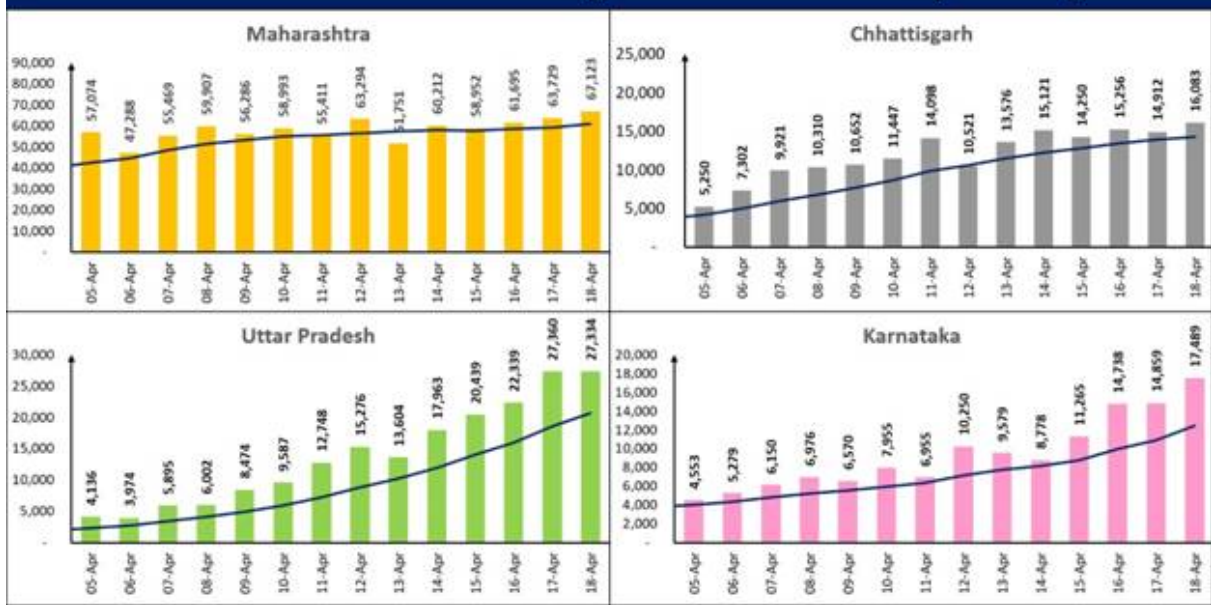
Maharashtra has reported the highest daily new cases at 67,123. It is followed by Uttar Pradesh with 27,334 while Delhi reported 24,375 new cases.



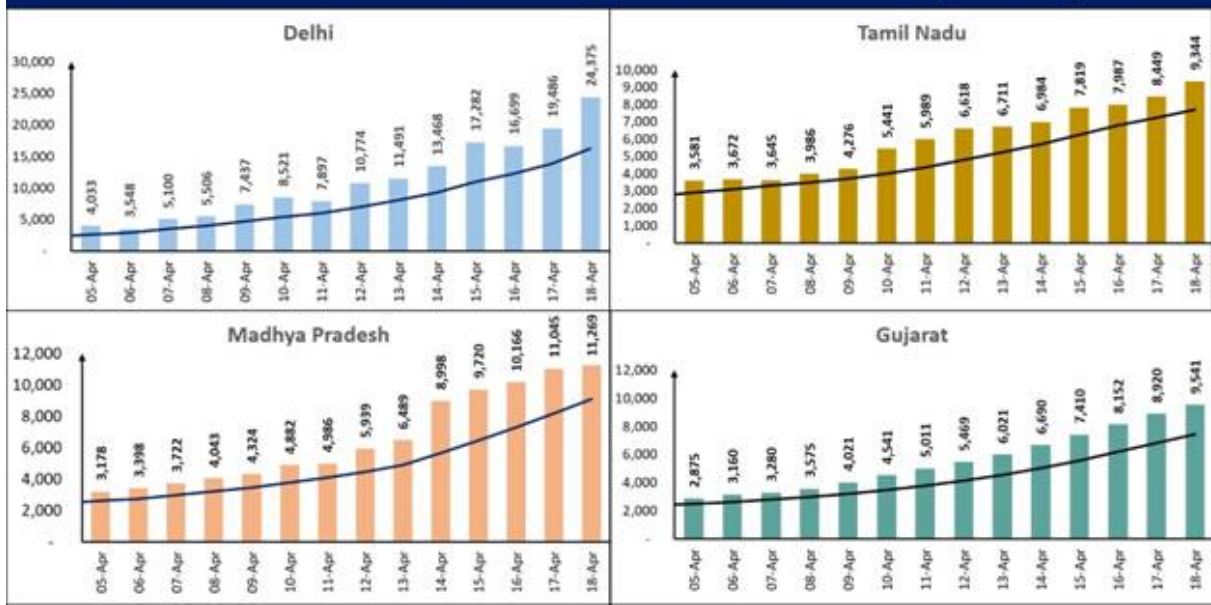
Sixteen states, as shown under, are displaying an upward trajectory in daily new cases.

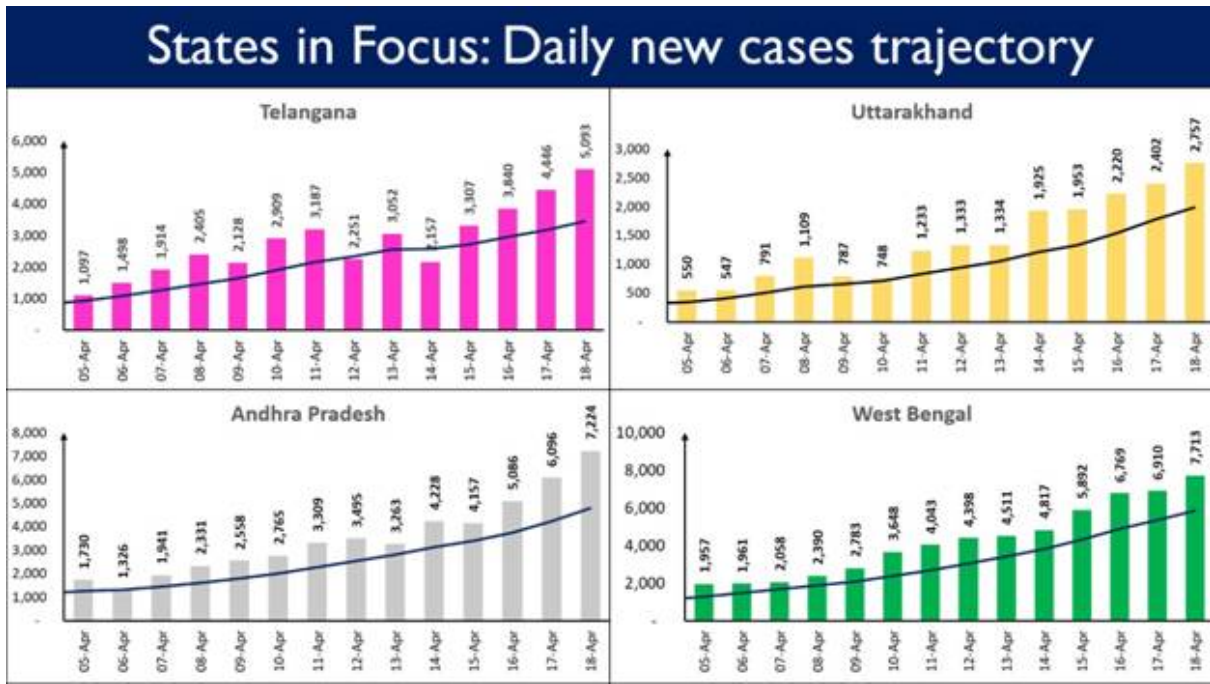
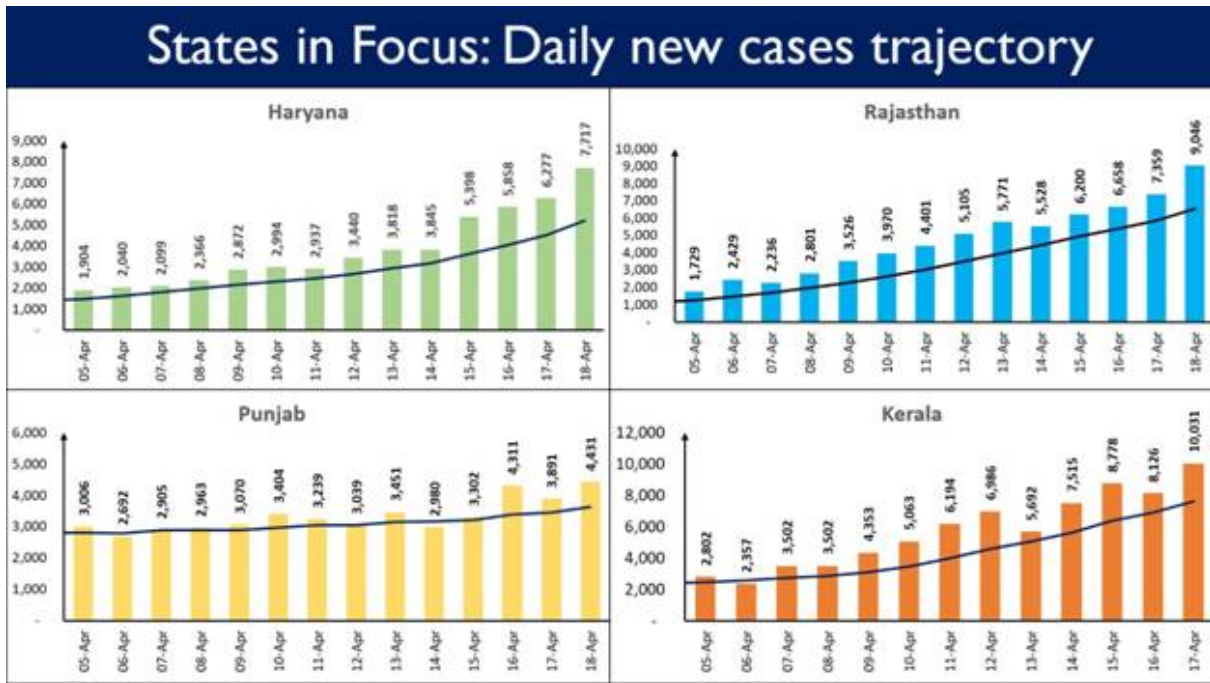


# States in Focus: Daily new cases trajectory



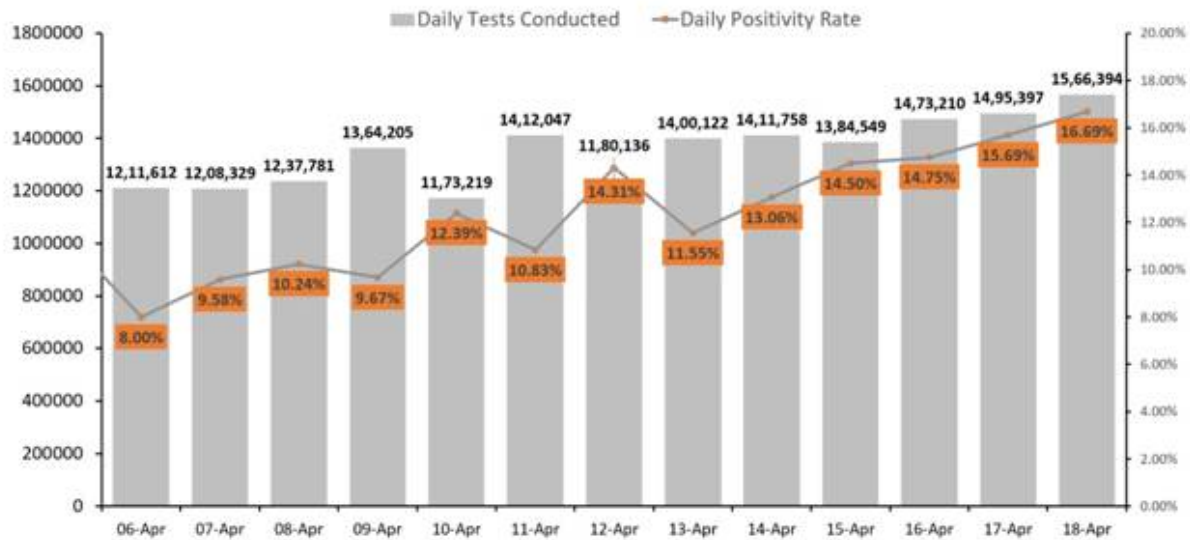
# States in Focus: Daily new cases trajectory





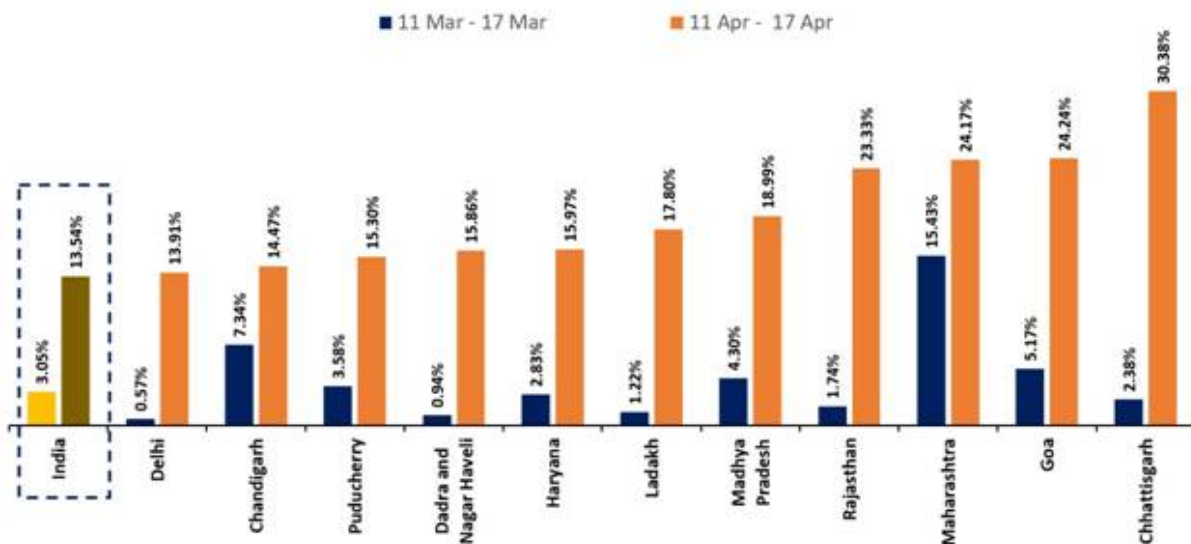
The graph below shows the trend of daily tests and daily positivity rate in India. The daily positivity rate in the last 12 days has doubled from 8.00% to 16.69%.

## India Trend: Daily positivity and daily tests conducted



The national weekly positivity rate has increased from 3.05% to 13.54% in the last one month. Chhattisgarh reported the highest weekly positivity rate among states at 30.38%.

## Change in weekly positivity rate of States/UTs



India's total Active Caseload has reached **18,01,316**. It now comprises **12.18%** of the country's total Positive Cases. A net incline of **1,21,576** cases recorded from the total active caseload in the last 24 hours.

The five States of Maharashtra, Chhattisgarh, Uttar Pradesh, Karnataka and Kerala cumulatively account for **65.02%** of India's total Active Cases. Maharashtra alone accounts for **38.09%** of the total active caseload of the country.

India's cumulative recoveries stand at **1,28,09,643** today. The National Recovery Rate is **86.62%**.

**1,38,423** recoveries were registered in the last 24 hours.

**f**

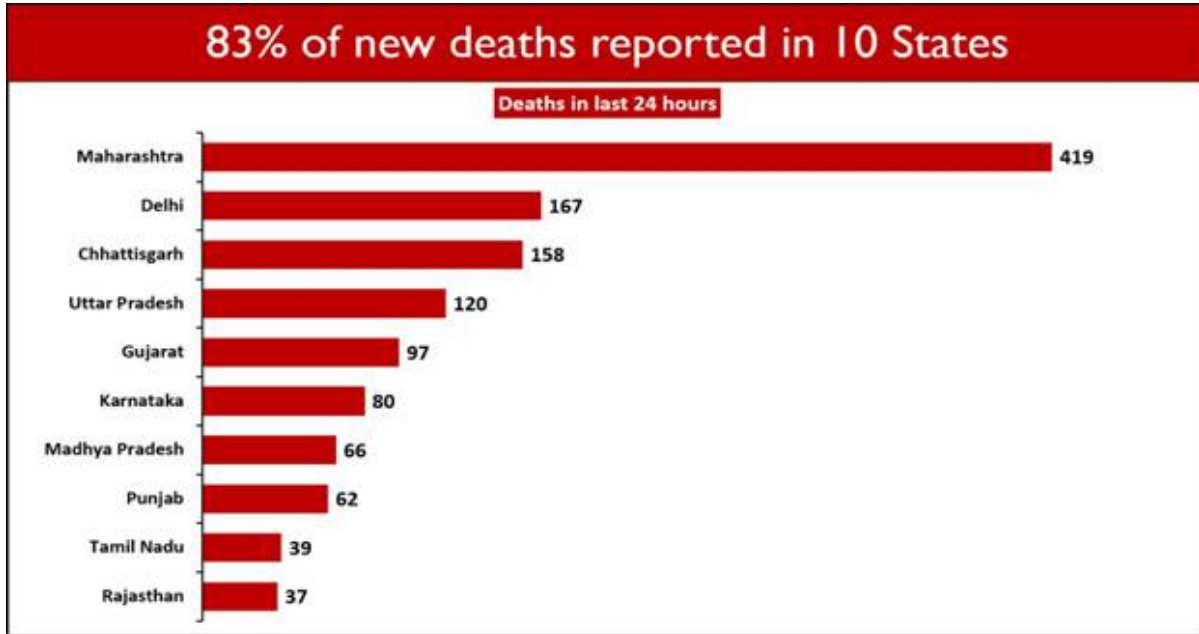
**1,501** deaths were reported in the last 24 hours.

**Ten States** account for **82.94%** of the new deaths. Maharashtra saw the maximum casualties (419). Delhi follows with 167 daily deaths.

**☺**

**✉**

**in**



**Nine States/UTs have not reported any COVID19 deaths in the last 24 hours.** These are D&D & D&N, Meghalaya, Tripura, Sikkim, Mizoram, Manipur, Lakshadweep, Nagaland and Arunachal Pradesh.

\*\*\*\*

MV

HFW/COVID States data/18<sup>th</sup> April 2021/1

(Release ID: 1712520) Visitor Counter : 103

Read this release in: Urdu , Hindi , Marathi , Bengali , Punjabi , Gujarati , Odia , Tamil , Telugu