



Ministry of Health and Family Welfare

India's Cumulative Vaccination Coverage nears 12 Crores with over 30 Lakh doses given in the last 24 hours



79% of New Cases are being reported from 10 States

Posted On: 17 APR 2021 11:36AM by PIB Delhi

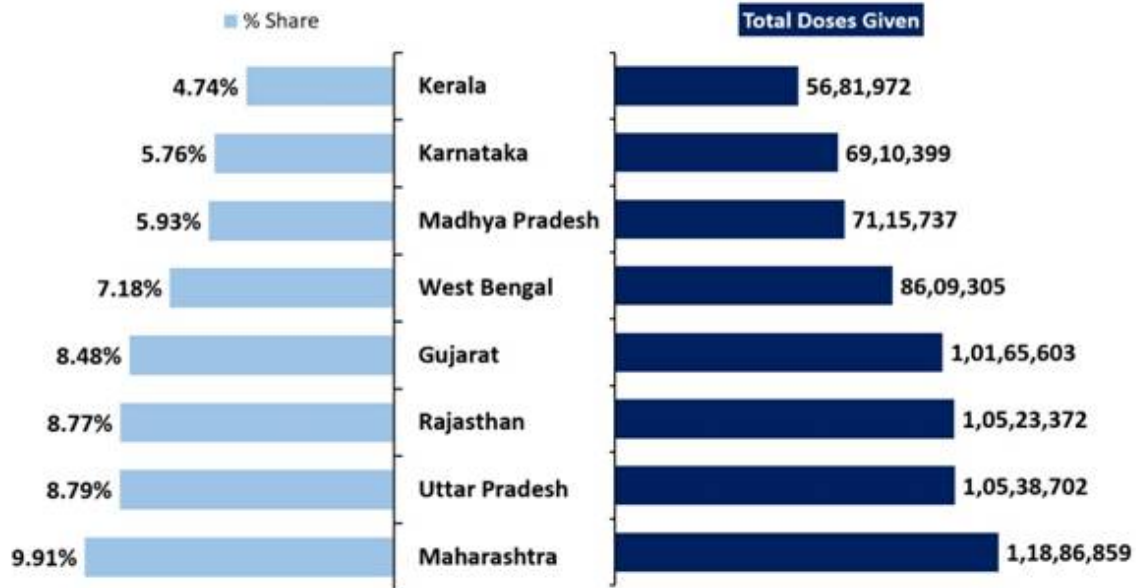
The cumulative number of COVID19 vaccine doses administered in the country has nearly reached **12 Cr** today as part of the world's largest vaccination drive.

Cumulatively, **11,99,37,641** vaccine doses have been administered through 17,37,539 sessions, as per the provisional report till 7 am today. These include **91,05,429** HCWs who have taken the 1st dose and **56,70,818** HCWs who have taken the 2nd dose, **1,11,44,069** FLWs (1stdose), **54,08,572** FLWs (2nddose), **4,49,35,011** 1st dose beneficiaries and **34,88,257** 2nd dose beneficiaries more than 60 years old and **3,92,23,975** (1st dose) and **9,61,510** (2nd dose) beneficiaries aged 45 to 60 years.

HCWs		FLWs		Age Group 45 to 60 years		Over 60 years		Total
1 st Dose	2 nd Dose	1 st Dose	2 nd Dose	1 st Dose	2 nd Dose	1 st Dose	2 nd Dose	
91,05,429	56,70,818	1,11,44,069	54,08,572	3,92,23,975	9,61,510	4,49,35,011	34,88,257	11,99,37,641

Eight states account for 59.56% of the total doses given so far in the country.

60% of cumulative doses given so far, are in 8 States



Over 30 lakh vaccination doses were administered in the last 24 hours.

As on Day-91 of the vaccination drive (16th April, 2021), **30,04,544** vaccine doses were given. 22,96,008 beneficiaries were vaccinated across 37,817 sessions for 1st dose and 7,08,536 beneficiaries received 2nd dose of vaccine.

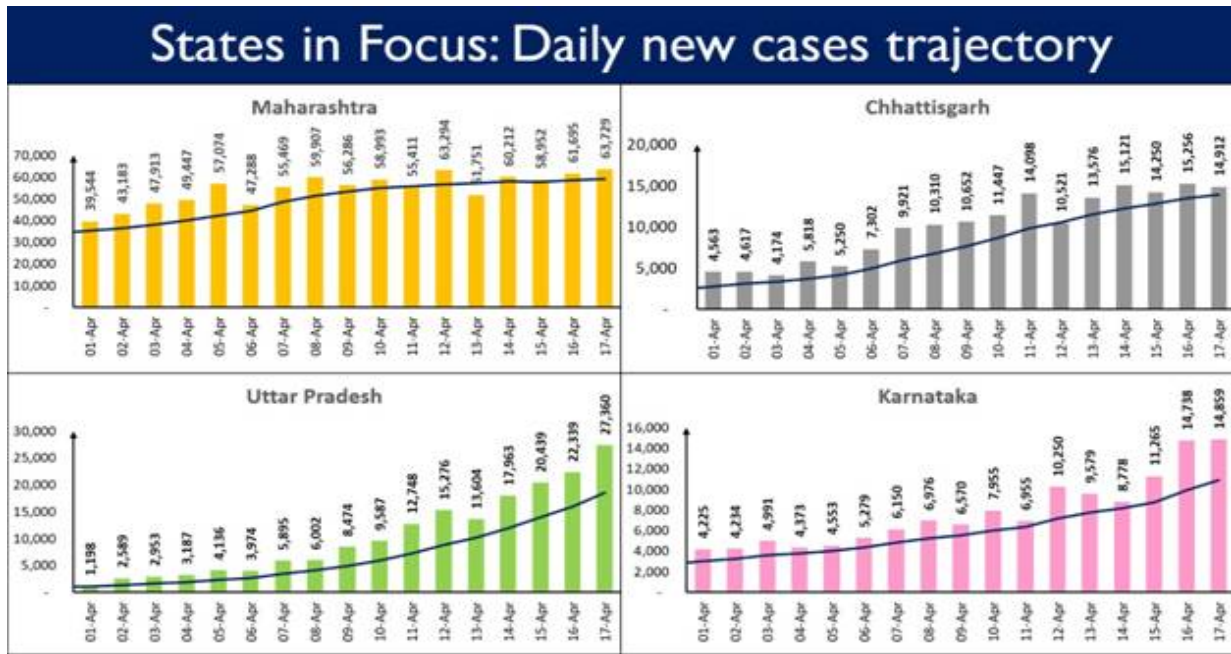
Date: 16th April, 2021 (Day-91)

HCWs		FLWs		45 to 60 years		Over 60 years		Total Achievement	
1 st Dose	2 nd Dose	1 st Dose	2 nd Dose	1 st Dose	2 nd Dose	1 st Dose	2 nd Dose	1 st Dose	2 nd Dose
22,432	36,184	8,50,545	2,55,681	7,18,862	26,375	7,04,169	3,90,296	22,96,008	7,08,536

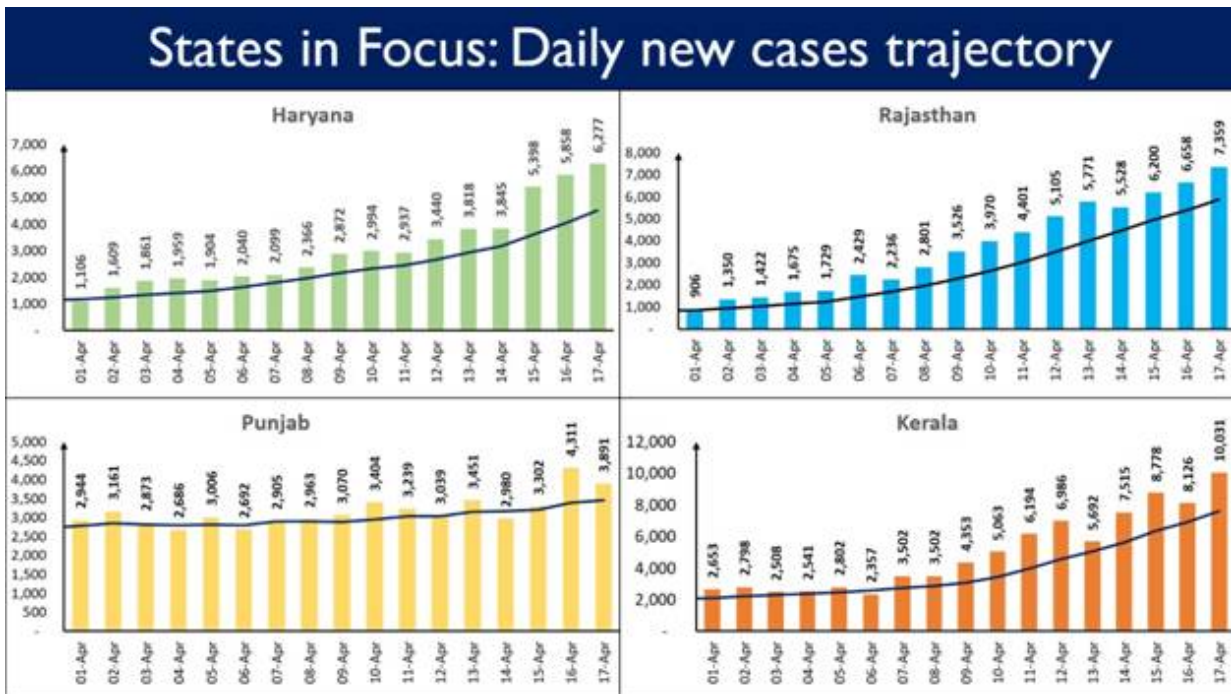
India's daily new cases continue to rise. **2,34,692** new cases were registered in the last 24 hours.

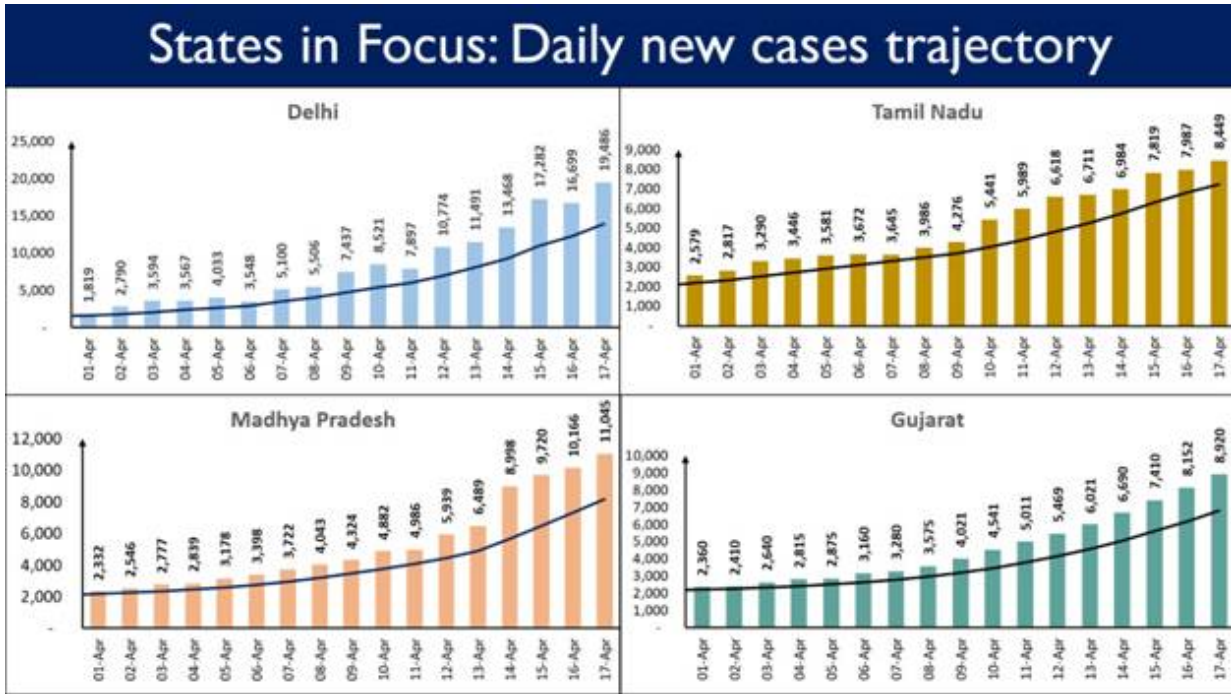
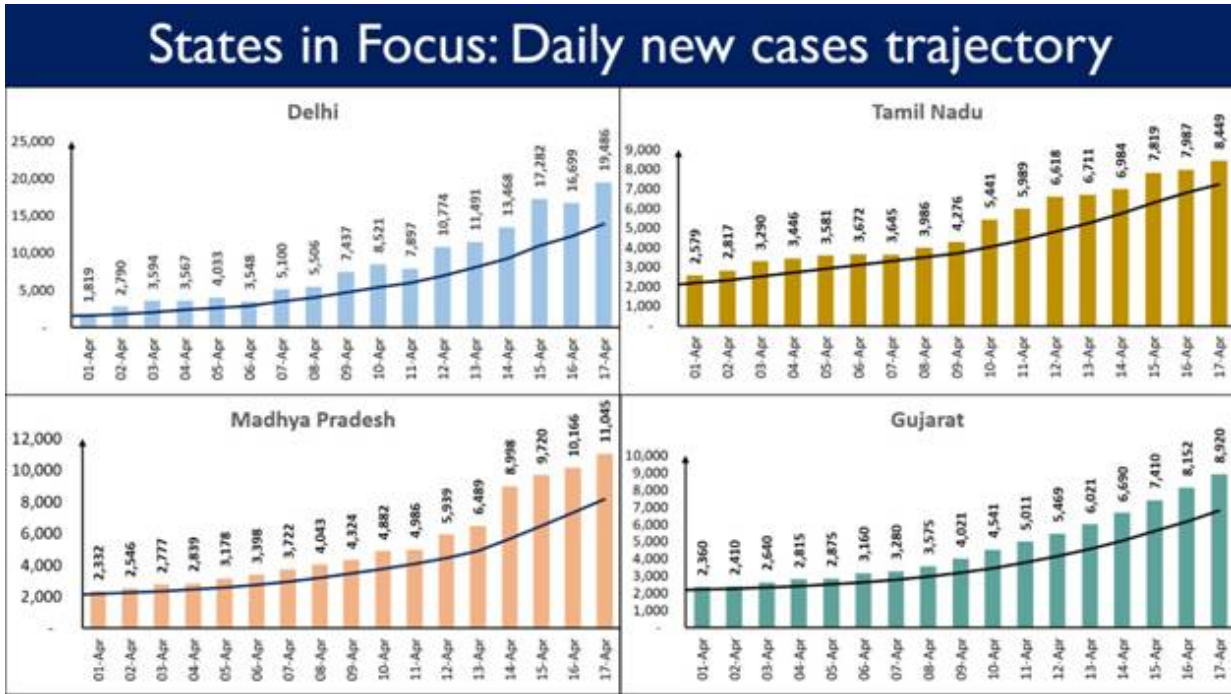
Ten States including Maharashtra, Uttar Pradesh, Delhi, Chhattisgarh, Karnataka, Madhya Pradesh, Kerala, Gujarat, Tamil Nadu and Rajasthan report **79.32%** of the new cases.

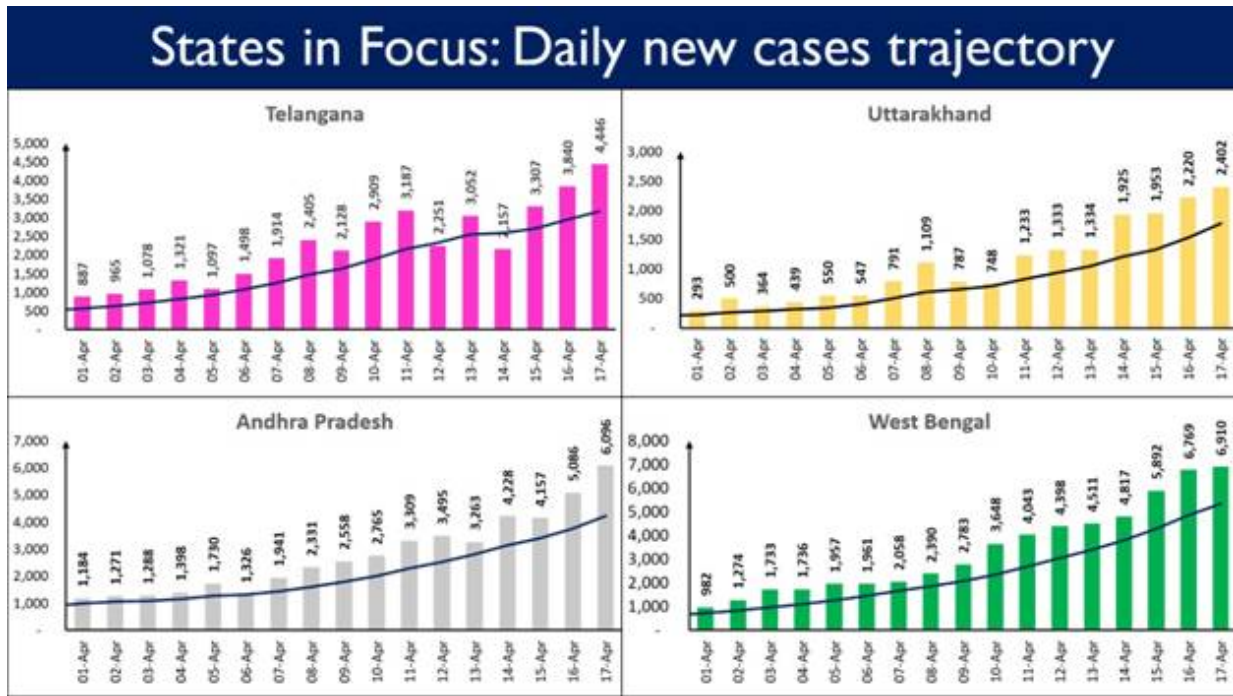
Maharashtra has reported the highest daily new cases at 63,729. It is followed by Uttar Pradesh with 27,360 while Delhi reported 19,486 new cases.



Sixteen states, as shown under, are displaying an upward trajectory in daily new cases.



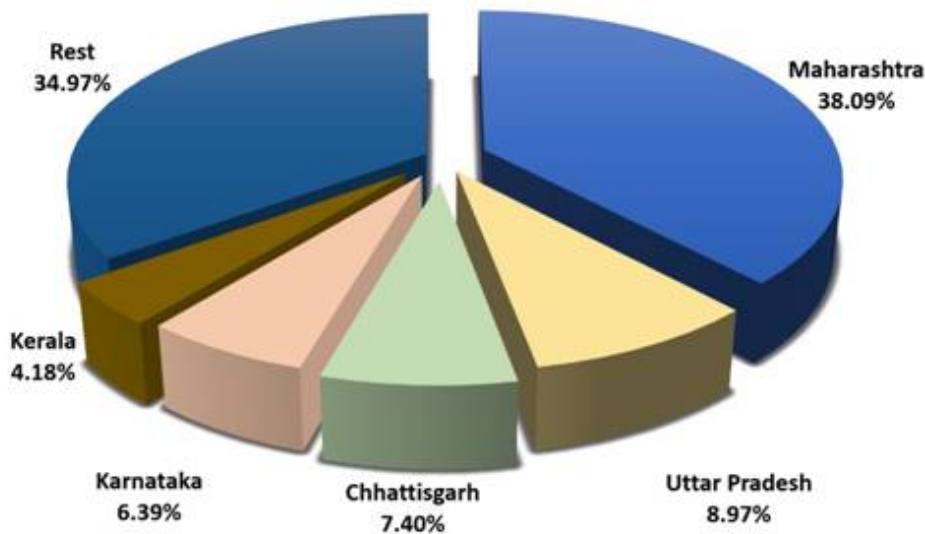




India’s total Active Caseload has reached **16,79,740**. It now comprises **11.56%** of the country's total Positive Cases. A net incline of **1,09,997** cases recorded from the total active caseload in the last 24 hours.

The five States of Maharashtra, Chhattisgarh, Uttar Pradesh, Karnataka and Kerala cumulatively account for **65.02%** of India’s total Active Cases. Maharashtra alone accounts for 38.09% of the total active caseload of the country.

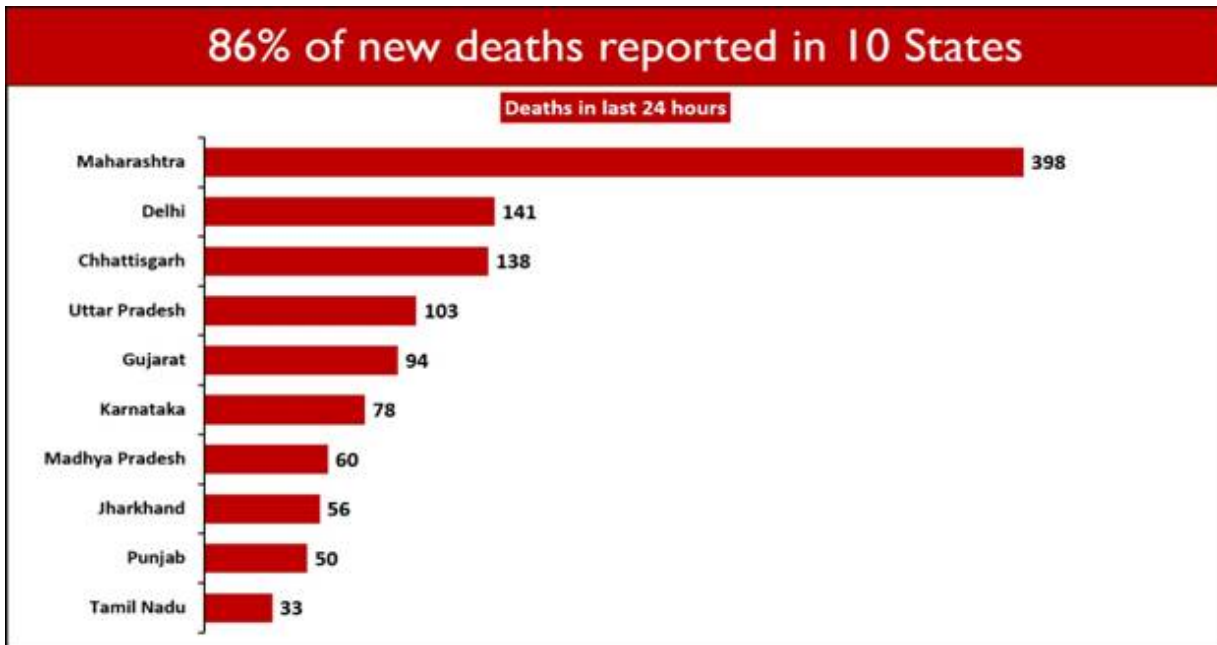
5 States account for 65% of total active cases in the country



India’s cumulative recoveries stand at **1,26,71,220** today. The National Recovery Rate is **87.23%**. **1,23,354** recoveries were registered in the last 24 hours.

1,341 deaths were reported in the last 24 hours.

f Ten States account for **85.83%** of the new deaths. Maharashtra saw the maximum casualties (398). Delhi follows with 141 daily deaths.



Nine States/UTs have not reported any COVID19 deaths in the last 24 hours. These are Ladakh (UT), D&D & D&N, Tripura, Sikkim, Mizoram, Manipur, Lakshadweep, A&N Islands and Arunachal Pradesh.

MV

HFW/COVID States data/17th April 2021/1

(Release ID: 1712389) Visitor Counter : 113

Read this release in: Tamil , Urdu , Hindi , Marathi , Bengali , Assamese , Punjabi , Gujarati , Odia , Telugu