



Ministry of Health and Family Welfare

India's Cumulative Vaccination Coverage exceeds 11.44 Crores

Over 33 Lakh doses given in the last 24 hours

in 81% of New Cases are being reported from 10 States

Five States account for 67.16% of India's total Active Cases

Posted On: 15 APR 2021 12:33PM by PIB Delhi

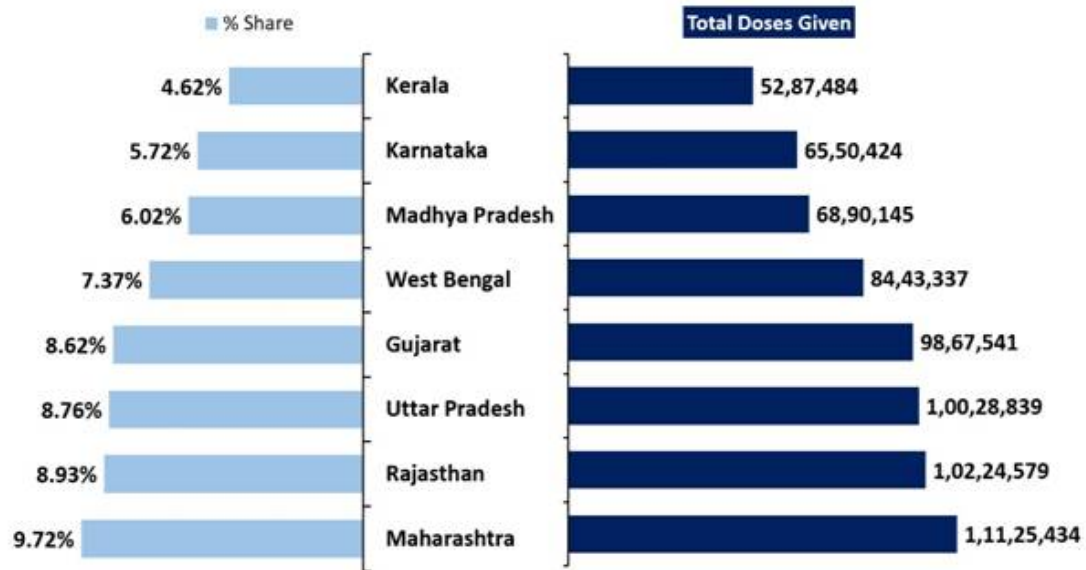
The cumulative number of COVID19 vaccine doses administered in the country has crossed 11.44 Cr today. Four days Tika Utsav was observed from 11th to 14th April 2021 to give boost to vaccination activities across the country covering the public and private sectors. The total vaccination figures during the Tika Utsav saw a jump of 1,28,98,314 vaccine doses being administered to people of the eligible population groups across the country.

Cumulatively, **11,44,93,238** vaccine doses have been administered through 16,98,138 sessions, as per the provisional report till 7 am today. These include **90,64,527** HCWs who have taken the 1st dose and **56,04,197** HCWs who have taken the 2nd dose, **1,02,13,563** FLWs (1st dose), **50,64,862** FLWs (2nd dose), **4,34,71,031** 1st dose beneficiaries and **27,47,019** 2nd dose beneficiaries more than 60 years old and **3,74,30,078** (1st dose) and **8,97,961** (2nd dose) beneficiaries aged 45 to 60 years.

HCWs		FLWs		Age Group 45-60 years		Over 60 years		Total
1 st Dose	2 nd Dose	1 st Dose	2 nd Dose	1 st Dose	2 nd Dose	1 st Dose	2 nd Dose	
90,64,527	56,04,197	1,02,13,563	50,64,862	3,74,30,078	8,97,961	4,34,71,031	27,47,019	11,44,93,238

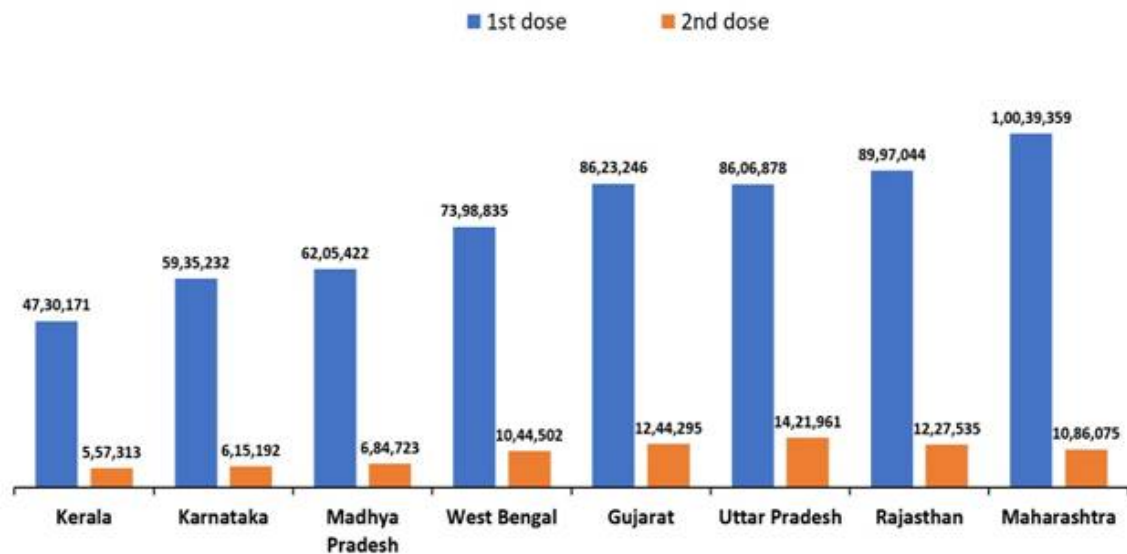
Eight states account for 59.76% of the total doses given so far in the country.

60% of cumulative doses given so far, are in 8 States



The graph below gives a break-up of the doses administered by these 8 states.

Doses administered in the states



Over 33 lakh vaccination doses were administered in the last 24 hours.

As on Day-89 of the vaccination drive (14th April, 2021), **33,13,848** vaccine doses were given. Out of which, 28,77,473 beneficiaries were vaccinated across 44,864 sessions for 1st dose and 4,36,375 beneficiaries received 2nd dose of vaccine.

Date: 14th April, 2021 (Day-89)

HCWs	FLWs	45 to <60 years	Over 60 years	Total Achievement

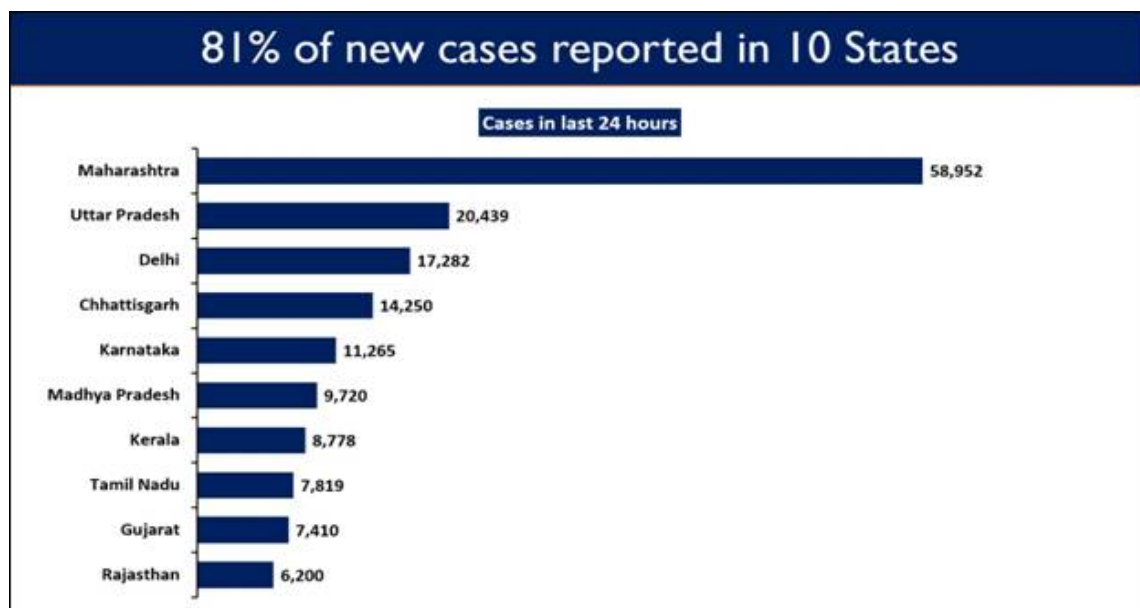
	1 st Dose	2 nd Dose	1 st Dose	2 nd Dose	1 st Dose	2 nd Dose	1 st Dose	2 nd Dose	1 st Dose	2 nd Dose
	15,841	23,125	77,321	54,089	17,79,634	79,626	10,04,677	2,79,535	28,77,473	4,36,375



India's daily new cases continue to rise. **2,00,739** new cases were registered in the last 24 hours.

Ten States including Maharashtra, Uttar Pradesh, Delhi, Chhattisgarh, Karnataka, Madhya Pradesh, Kerala, Tamil Nadu, Gujarat and Rajasthan have shown a high rise in the COVID daily new cases. **80.76%** of the new cases are reported from these 10 states.

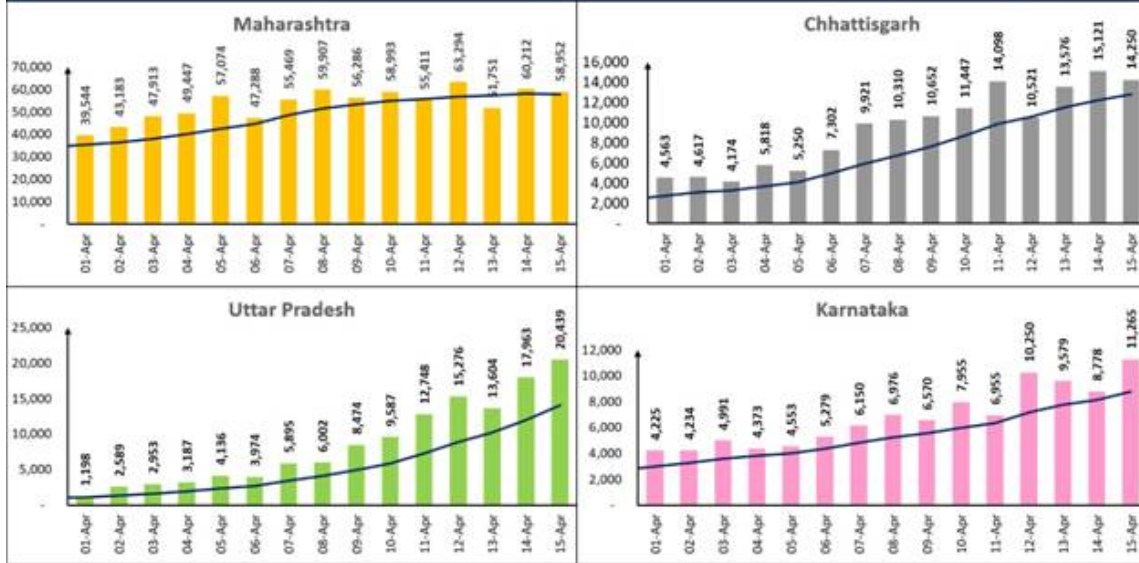
Maharashtra has reported the highest daily new cases at 58,952. It is followed by Uttar Pradesh with 20,439 while Delhi reported 17,282 new cases.



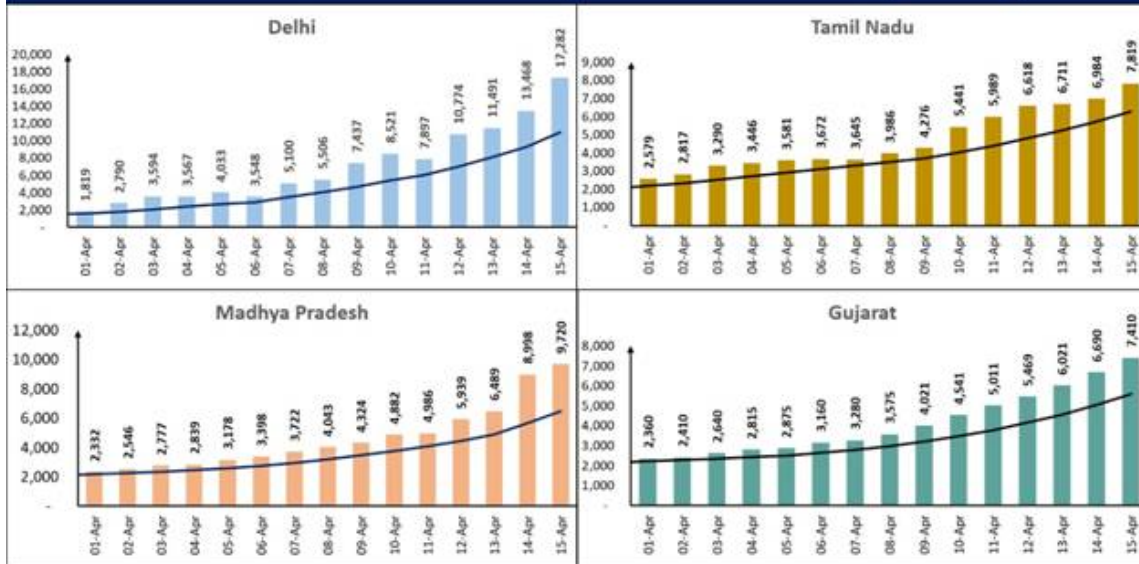
Sixteen states, as shown under, are displaying an upward trajectory in daily new cases.

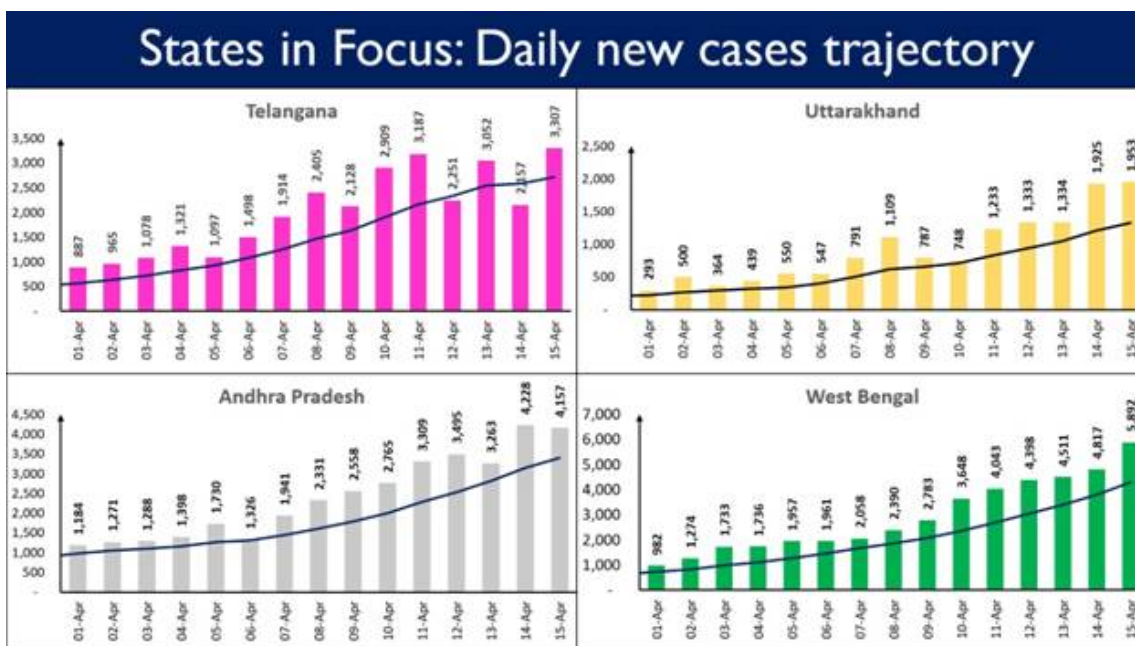
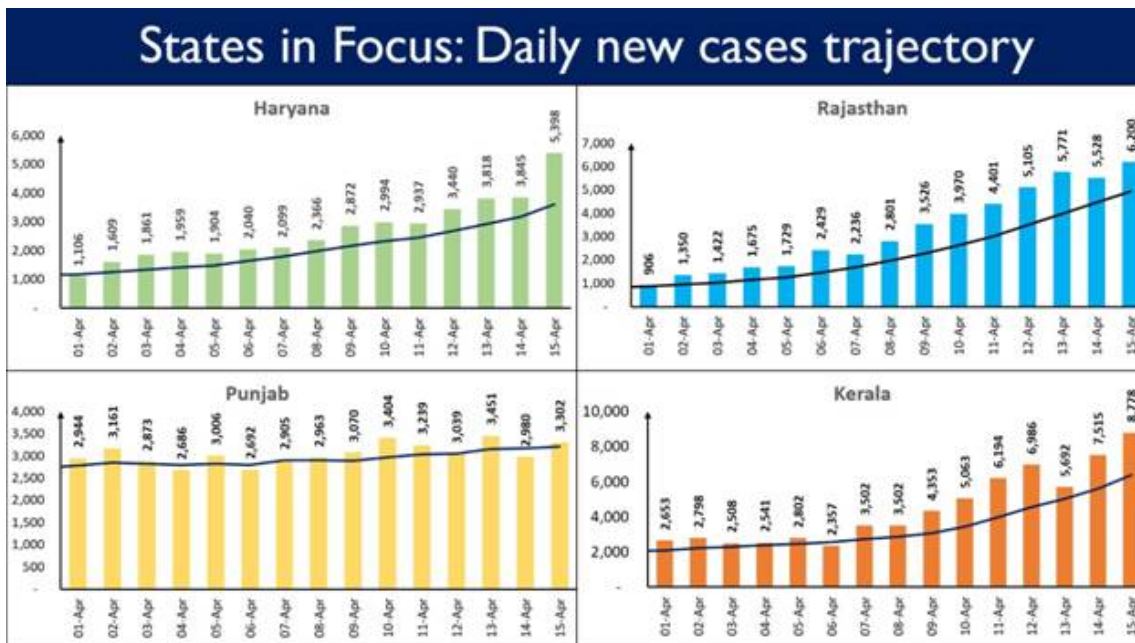


States in Focus: Daily new cases trajectory



States in Focus: Daily new cases trajectory

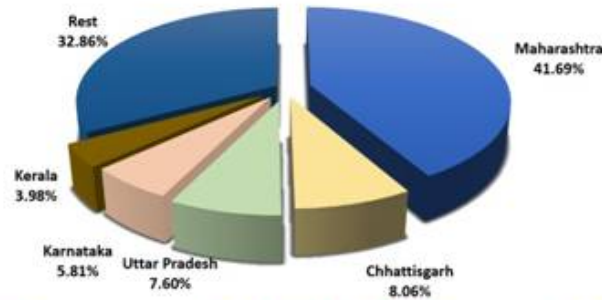




India’s total Active Caseload has reached **14,71,877**. It now comprises **10.46%** of the country's total Positive Cases. A net incline of **1,06,173** cases recorded from the total active caseload in the last 24 hours.

The five States of Maharashtra, Chhattisgarh, Uttar Pradesh, Karnataka and Kerala cumulatively account for **67.16%** of India’s total Active Cases. Maharashtra alone accounts for **43.54%** of the total active caseload of the country.

5 States account for 67% of total active cases in the country



Top 5 Districts (Chhattisgarh)

Raipur	28,947
Durg	20,663
Rajnandgaon	11,258
Bilaspur	6,897
Baloda Bazar	5,406

Top 5 Districts (Uttar Pradesh)

Lucknow	31,687
Prayagraj	11,902
Varanasi	10,206
Kanpur Nagar	6,447
Gorakhpur	3,419

Top 5 Districts (Maharashtra)

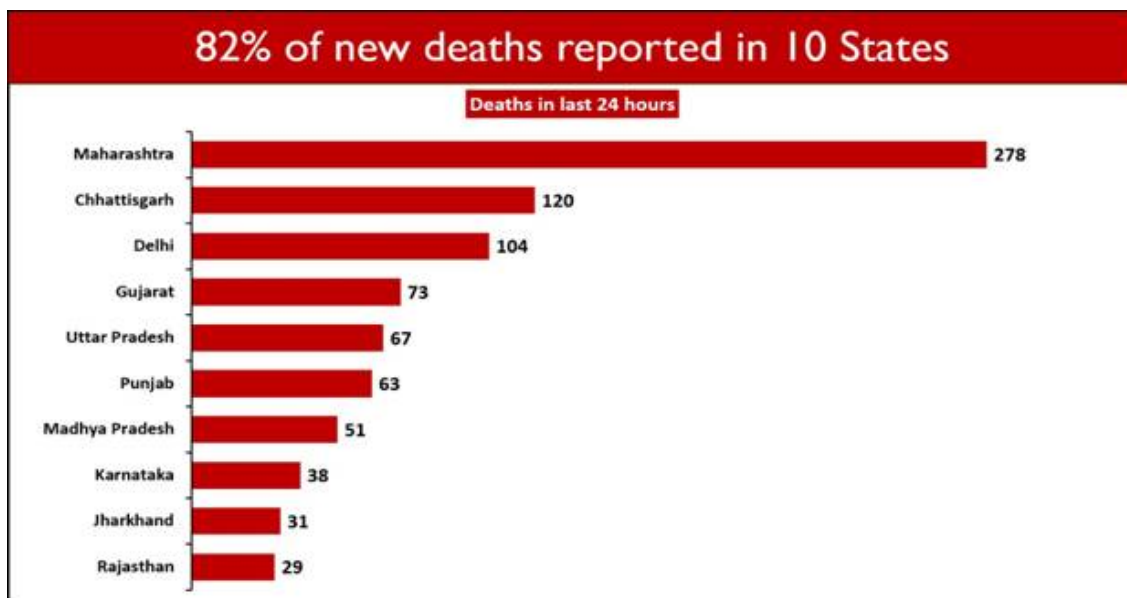
Pune	1,12,213
Mumbai	86,635
Thane	84,098
Nagpur	65,368
Nashik	44,880

India's cumulative recoveries stand at **1,24,29,564** today. The National Recovery Rate is **88.31%**.

93,528 recoveries were registered in the last 24 hours.

1,038 deaths were reported in the last 24 hours.


Ten States account for **82.27%** of the new deaths. Maharashtra saw the maximum casualties (278). Chhattisgarh follows with 120 daily deaths.




Nine States/UTs have not reported any COVID19 deaths in the last 24 hours. These are D&D & D&N, Tripura, Meghalaya, Sikkim, Nagaland, Mizoram, Manipur, Lakshadweep, and Arunachal Pradesh.

MV

HFV/COVID States data/15th April 2021/3

 (Release ID: 1711957) Visitor Counter : 899

 Read this release in: Urdu , Hindi , Marathi , Bengali , Punjabi , Gujarati , Odia , Tamil , Telugu , Malayalam

