



Ministry of Health and Family Welfare

India's Cumulative Vaccination Coverage exceeds 11 Crores on the 4th day of Tika Utsav with over 26 Lakh doses given in the last 24 hours

More than 26 Crores tests conducted with 14 Lakh tests in the last 24 hours

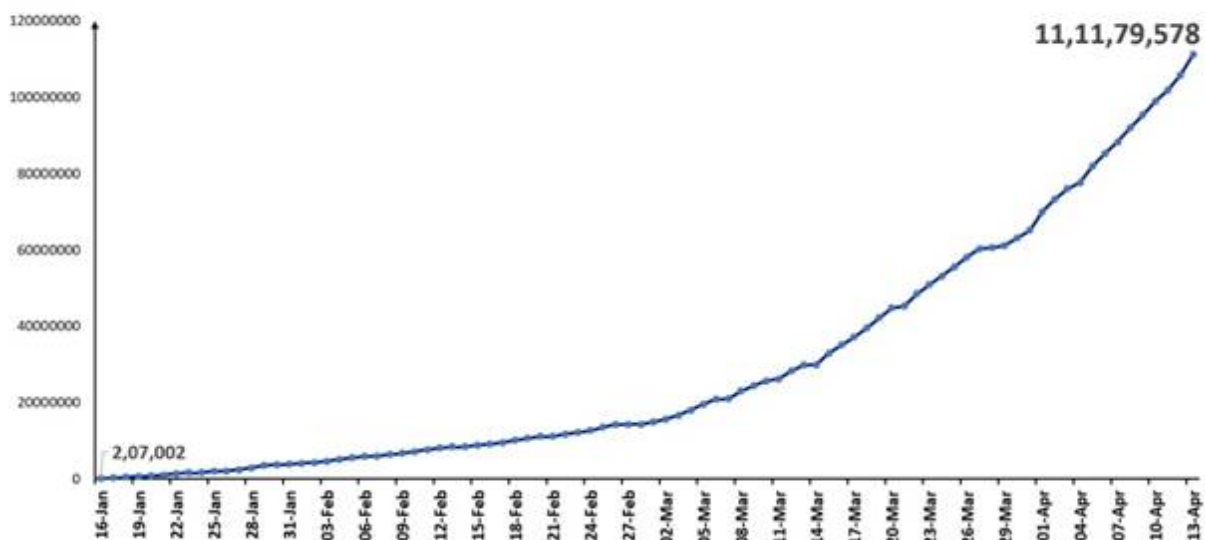
82% of New Cases are being reported from 10 States

Posted On: 14 APR 2021 11:40AM by PIB Delhi

The total number of COVID19 vaccine doses administered in the country has crossed **11 Cr** today on the fourth day of the Tika Utsav.

Cumulatively, **11,11,79,578** vaccine doses have been administered through 16,53,488 sessions, as per the provisional report till 7 am today.

11.11 crore individuals have been vaccinated so far



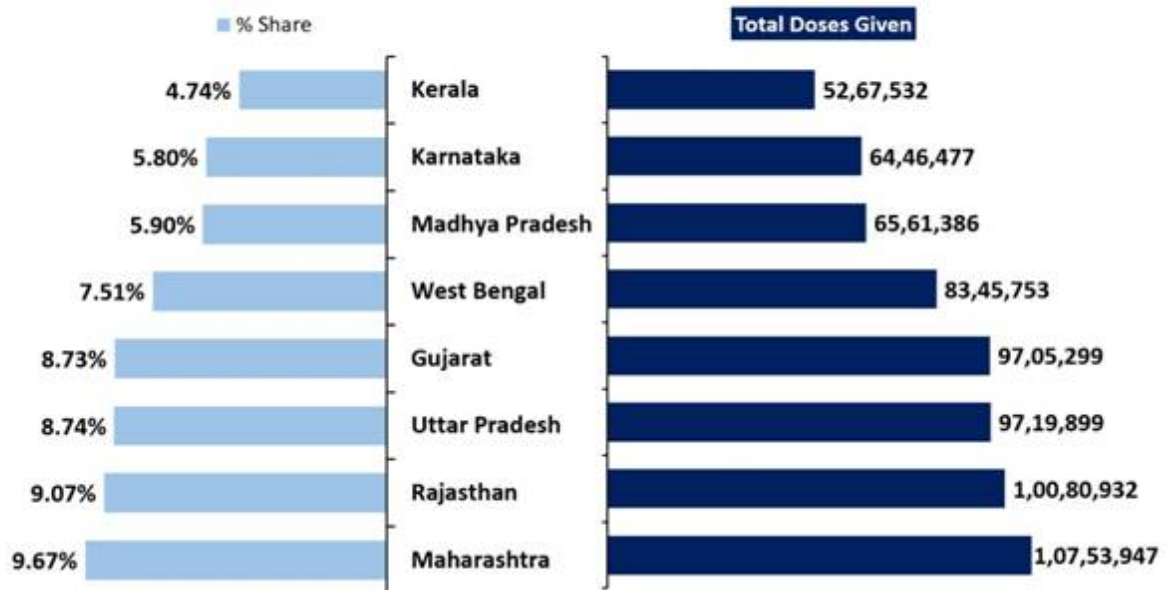
The cumulative vaccination beneficiaries include **90,48,686** HCWs who have taken the 1st dose and **55,81,072** HCWs who have taken the 2nd dose, **1,01,36,430** FLWs (1st dose), **50,10,773** FLWs (2nd dose), **4,24,66,354** 1st dose beneficiaries and **24,67,484** 2nd dose beneficiaries more than 60 years old and **3,56,50,444** (1st dose) and **8,18,335** (2nd dose) beneficiaries aged 45 to 60 years.



HCWs		FLWs		Age Group 45-60 years		Over 60 years		Total
1 st Dose	2 nd Dose	1 st Dose	2 nd Dose	1 st Dose	2 nd Dose	1 st Dose	2 nd Dose	
90,48,686	55,81,072	1,01,36,430	50,10,773	3,56,50,444	8,18,335	4,24,66,354	24,67,484	11,11,79,578

Eight states account for 60.16% of the total doses given so far in the country.

60% of cumulative doses given so far, are in 8 States



Over 40 lakh vaccination doses were administered in the last 24 hours.

As on Day-88 of the vaccination drive (13th April, 2021), **26,46,528** vaccine doses were given. Out of which, 22,58,910 beneficiaries were vaccinated across 44,643 sessions for 1st dose and 3,87,618 beneficiaries received 2nd dose of vaccine.

Date: 13th April, 2021 (Day-88)

HCWs		FLWs		45 to <60 years		Over 60 years		Total Achievement	
1 st Dose	2 nd Dose	1 st Dose	2 nd Dose	1 st Dose	2 nd Dose	1 st Dose	2 nd Dose	1 st Dose	2 nd Dose

15,069	22,969	57,872	91,561	14,32,269	58,681	7,53,700	2,14,407	22,58,910	3,87,618
--------	--------	--------	--------	-----------	--------	----------	----------	-----------	----------

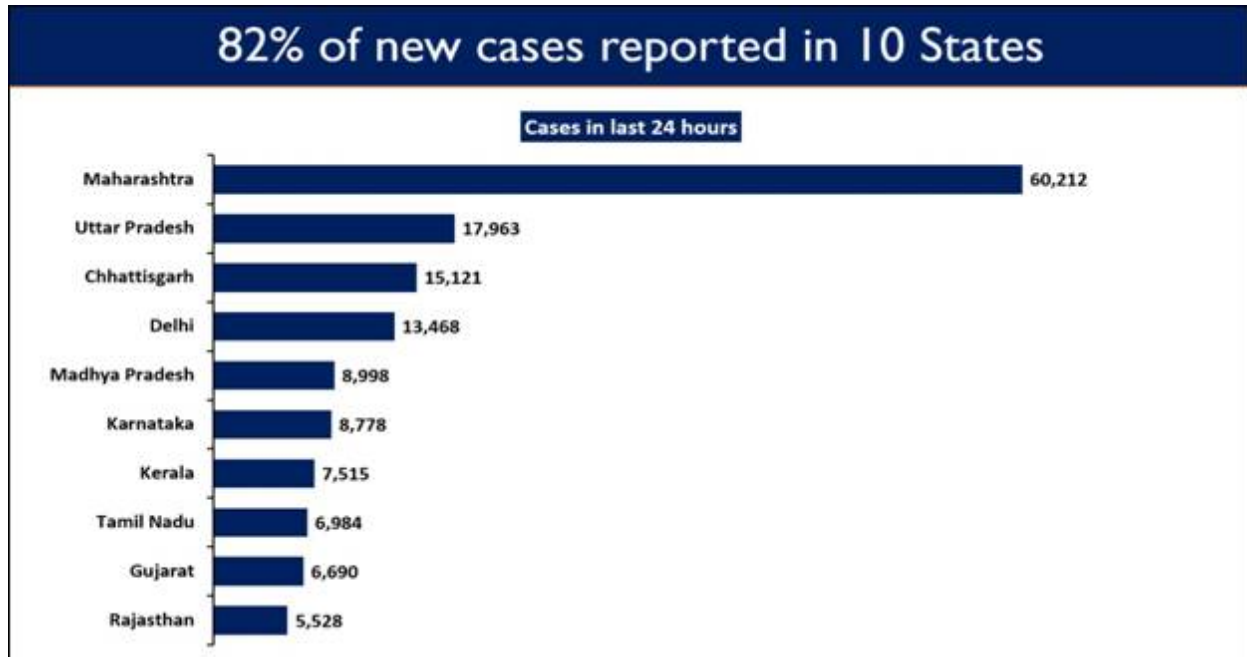


In the country's bid to flush out COVID cases, another milestone has been reached today. The country has crossed 26 crore tests. The exact figure stands at 26,06,18,866. The tests conducted in the last 24 hours stand at 14,11,758. The testing capacity has been ramped up to 15 lakh tests per day.

India's daily new cases continue to rise. **1,84,372** new cases were registered in the last 24 hours.

Ten States including Maharashtra, Uttar Pradesh, Chhattisgarh, Delhi, Madhya Pradesh, Karnataka, Kerala, Tamil Nadu, Gujarat and Rajasthan have shown a rise in the COVID daily new cases. **82.04%** of the new cases are reported from these 10 states.

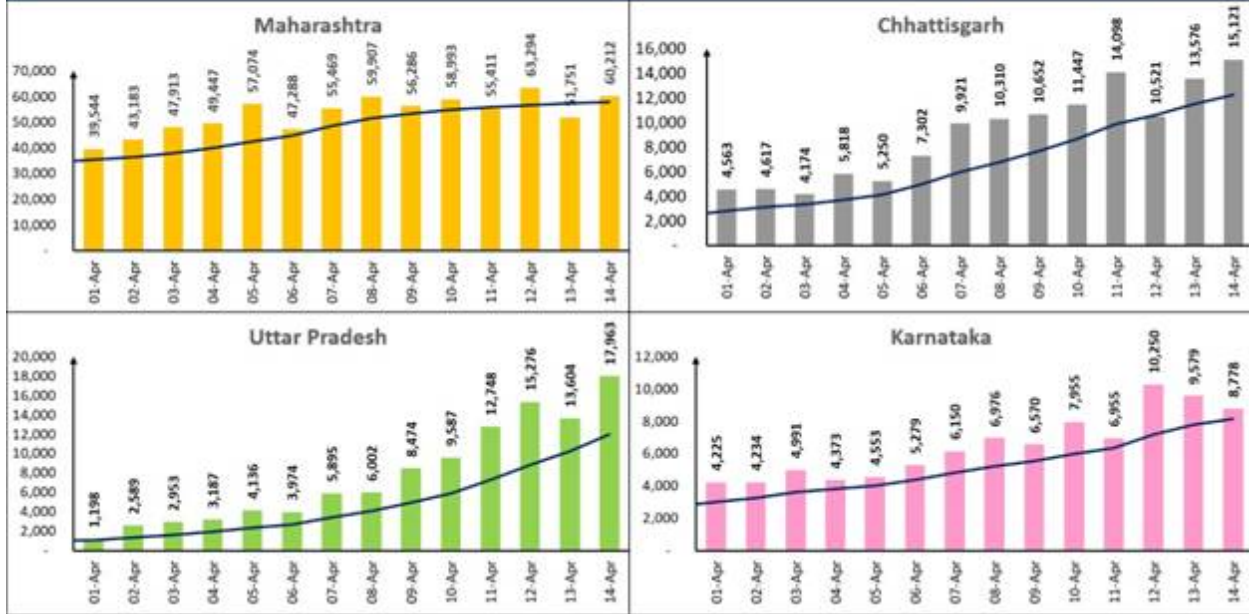
Maharashtra has reported the highest daily new cases at 60,212. It is followed by Uttar Pradesh with 17,963 while Chhattisgarh reported 15,121 new cases.



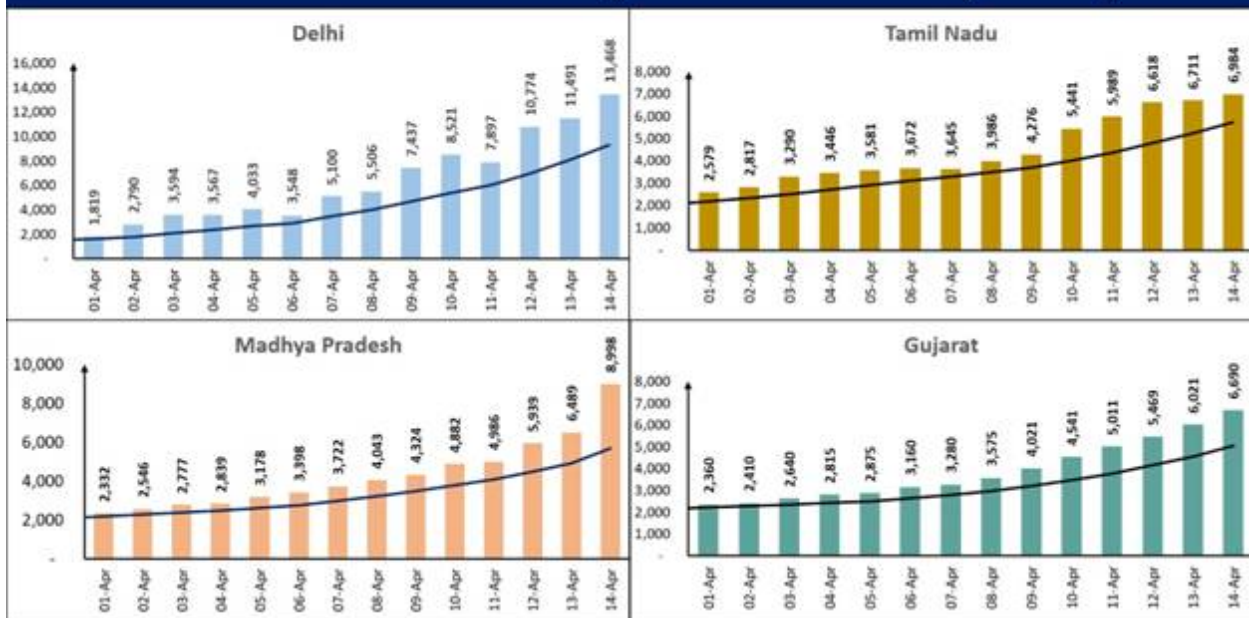
Sixteen states, as shown under, are displaying an upward trajectory in daily new cases.

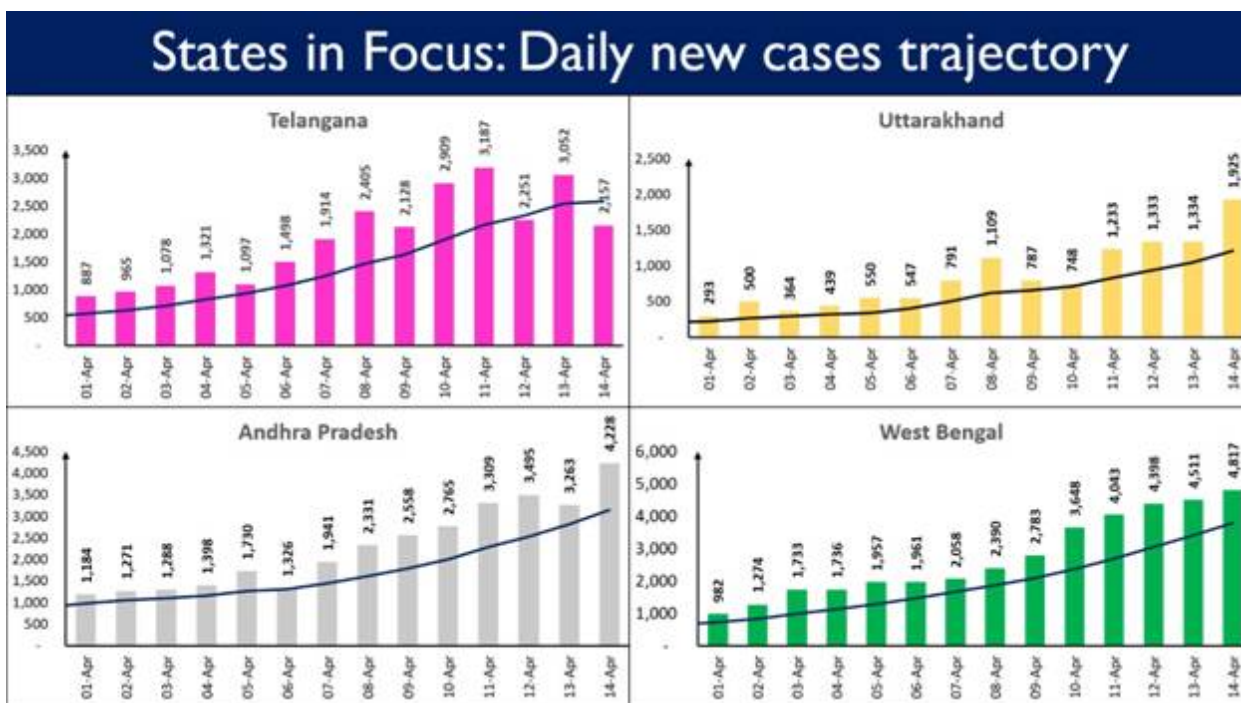
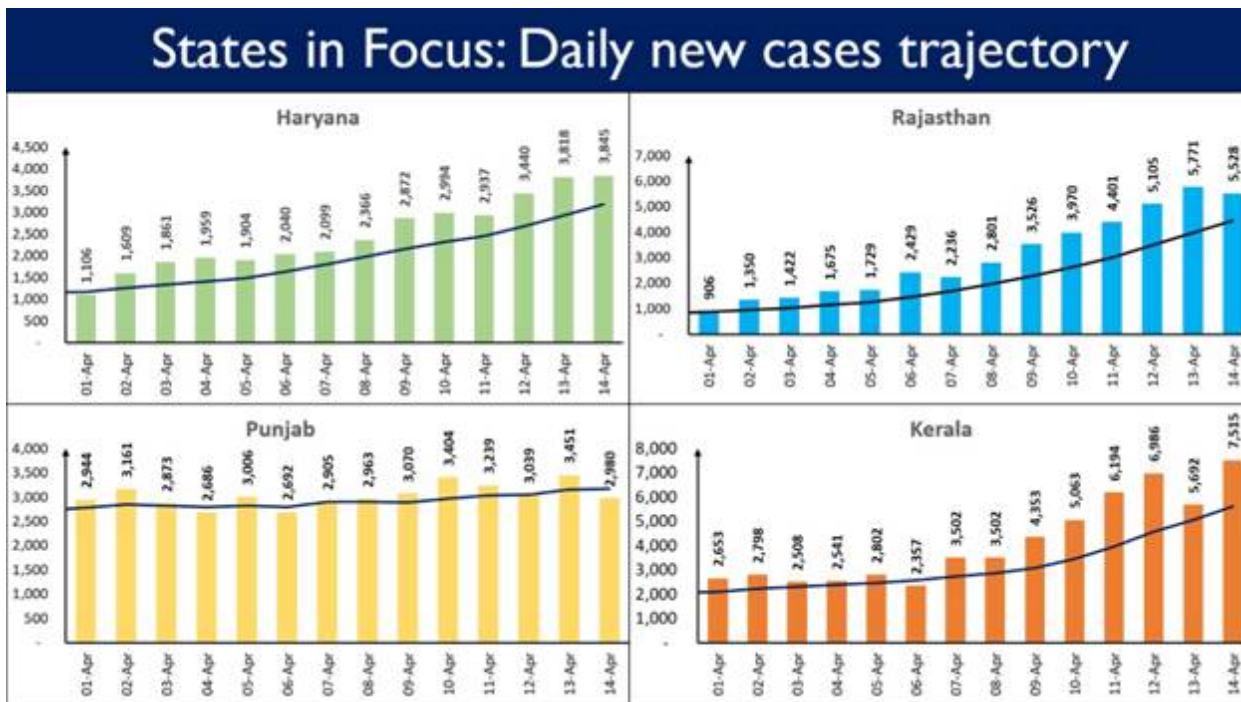


States in Focus: Daily new cases trajectory



States in Focus: Daily new cases trajectory

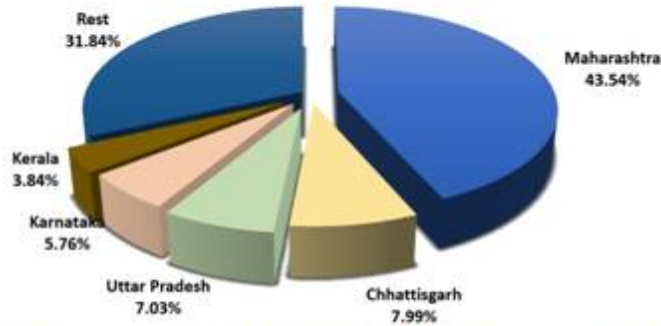




India’s total Active Caseload has reached **13,65,704**. It now comprises **9.84%** of the country's total Positive Cases. A net incline of **1,01,006** cases recorded from the total active caseload in the last 24 hours.

The five States of Maharashtra, Chhattisgarh, Uttar Pradesh, Karnataka and Kerala cumulatively account for **68.16%** of India’s total Active Cases. Maharashtra alone accounts for **43.54%** of the total active caseload of the country.

5 States account for 68% of total active cases in the country



Top 5 Districts (Chhattisgarh)

Raipur	26,270
Durg	19,272
Rajnandgaon	10,639
Bilaspur	6,347
Baloda Bazar	4,758

Top 5 Districts (Uttar Pradesh)

Lucknow	27,385
Prayagraj	10,768
Varanasi	9,104
Kanpur Nagar	5,477
Gorakhpur	2,943

Top 5 Districts (Maharashtra)

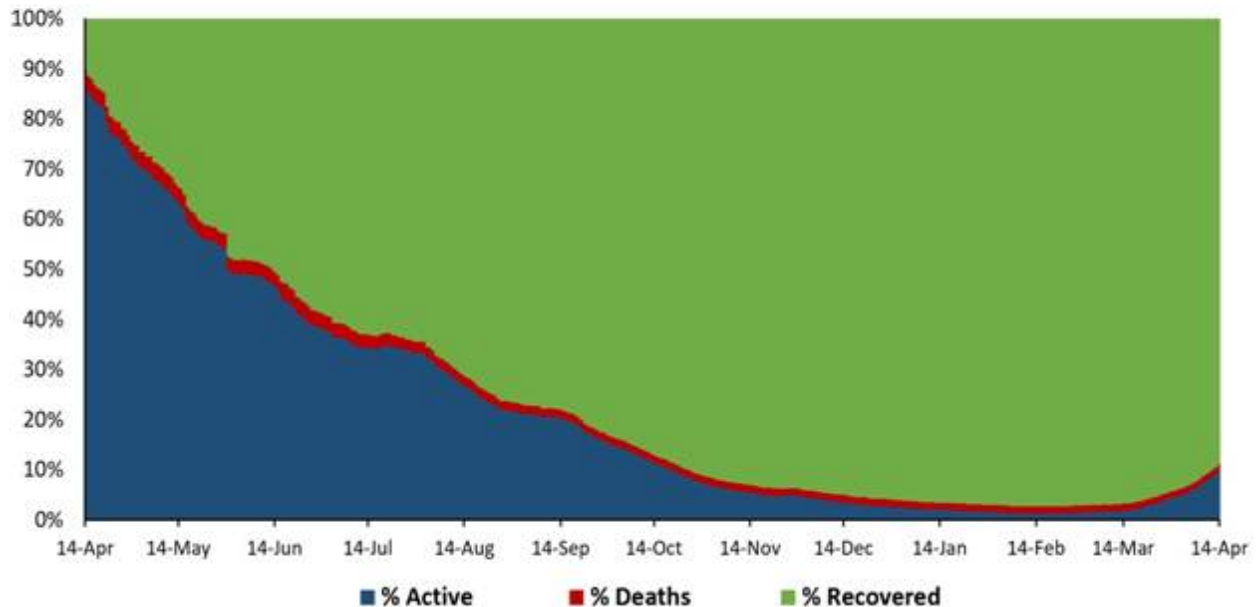
Pune	1,18,168
Mumbai	86,098
Thane	81,303
Nagpur	62,527
Nashik	41,438

India's cumulative recoveries stand at **1,23,36,036** today. The National Recovery Rate is **88.92%**.

82,339 recoveries were registered in the last 24 hours.

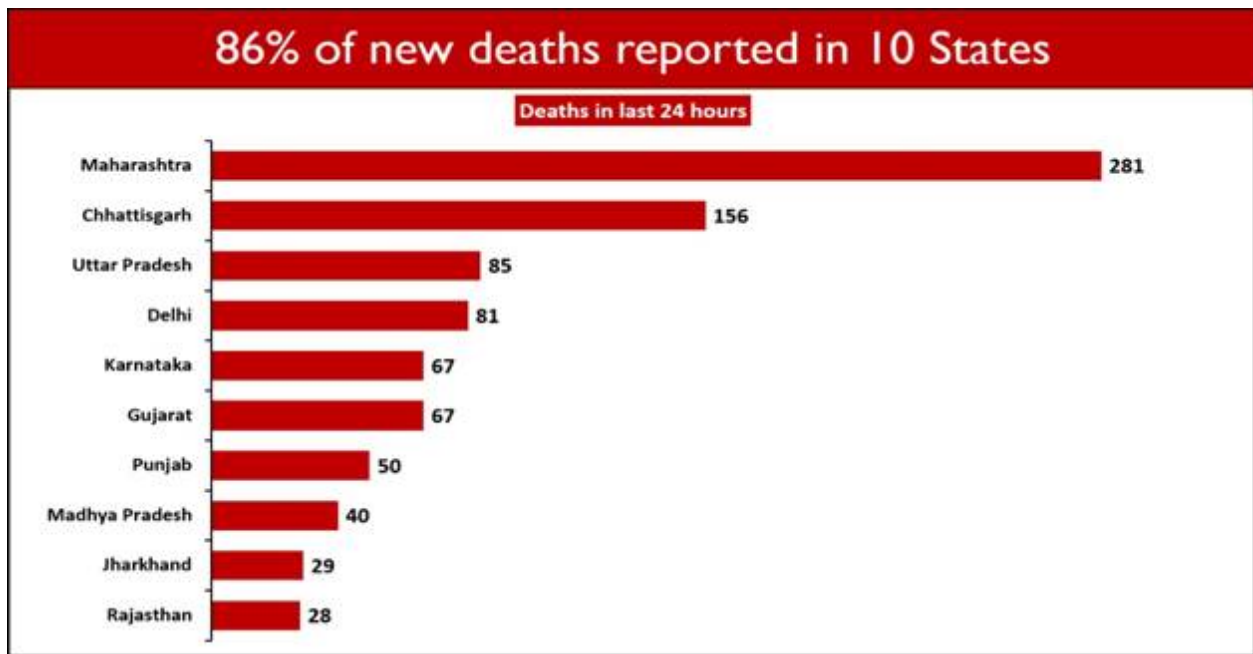
The graph below indicates the trend of India's active and recovered cases in the last one year.

Active cases constitute 9.84% & Recovered cases more than 88% of total cases



1,027 deaths were reported in the last 24 hours.

Ten States account for **86.08%** of the new deaths. Maharashtra saw the maximum casualties (281). Chhattisgarh follows with 156 daily deaths.



Eleven States/UTs have not reported any COVID19 deaths in the last 24 hours. These are Ladakh (UT), D&D & D&N, Tripura, Meghalaya, Sikkim, Nagaland, Mizoram, Manipur, Lakshadweep, A&N Islands and Arunachal Pradesh.

MV

HFW/COVID States data/14thApril2021/1

(Release ID: 1711689) Visitor Counter : 462

Read this release in: Hindi , Marathi , Bengali , Assamese , Punjabi , Gujarati , Odia , Tamil , Telugu , Malayalam