



Ministry of Health and Family Welfare



On Day-3 of Tika Utsav, India's Cumulative Vaccination Coverage exceeds 10.85 crore with over 40 Lakh doses given in the last 24 hours



India continues to Administer Highest Average Vaccine Doses per day



10 States show an Upward Trajectory of Daily New Cases

Posted On: 13 APR 2021 10:39AM by PIB Delhi

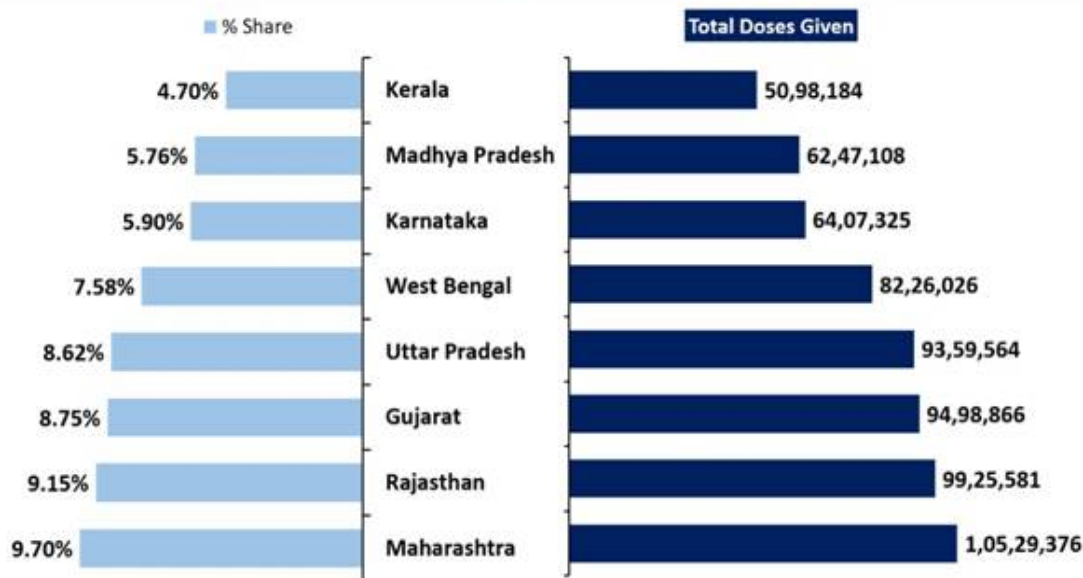
The cumulative number of COVID19 vaccine doses administered in the country has crossed **10.85 Cr** today as the Tika Utsav enters the third day.

Cumulatively, **10,85,33,085** vaccine doses have been administered through 16,08,448 sessions, as per the provisional report till 7 am today. These include **90,33,621** HCWs who have taken the 1st dose and **55,58,103** HCWs who have taken the 2nd dose, **1,00,78,589** FLWs (1stdose), **49,19,212** FLWs (2nddose), **4,17,12,654** 1st dose beneficiaries and **22,53,077** 2nd dose beneficiaries more than 60 years old and **3,42,18,175** (1st dose) and **7,59,654** (2nd dose) beneficiaries aged 45 to 60 years.

HCWs		FLWs		Age Group 45-60 years		Over 60 years		Total
1 st Dose	2 nd Dose	1 st Dose	2 nd Dose	1 st Dose	2 nd Dose	1 st Dose	2 nd Dose	
90,33,621	55,58,103	1,00,78,589	49,19,212	3,42,18,175	7,59,654	4,17,12,654	22,53,077	10,85,33,085

Eight states account for 60.16% of the total doses given so far in the country.

60% of cumulative doses given so far, are in 8 States



Over 40 lakh vaccination doses were administered in the last 24 hours.

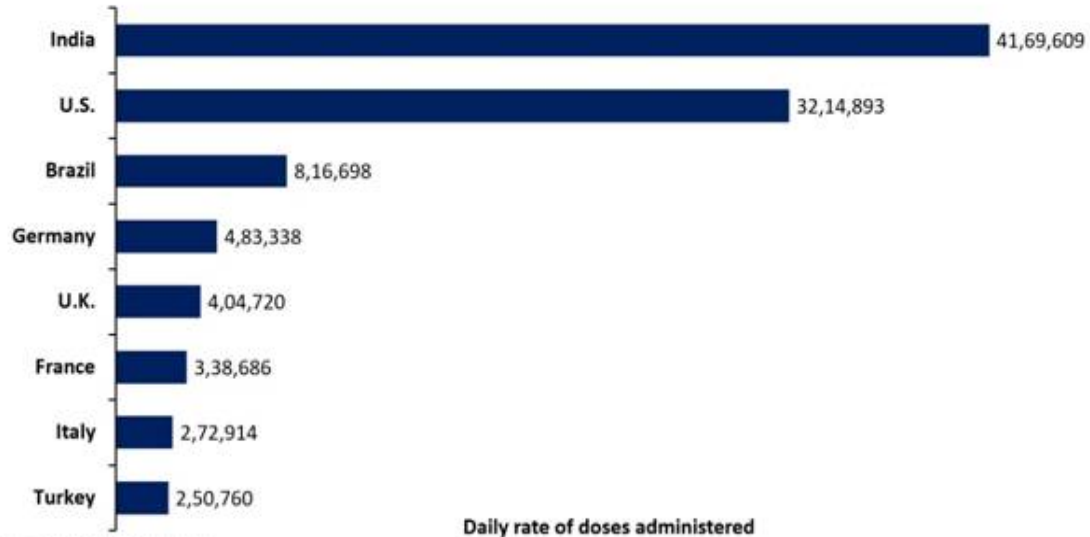
As on Day-87 of the vaccination drive (12th April, 2021), **40,04,521** vaccine doses were given. Out of which, 34,55,640 beneficiaries were vaccinated across 52,087 sessions for 1st dose and 5,48,881 beneficiaries received 2nd dose of vaccine.

Date: 12th April,2021 (Day-87)

HCWs		FLWs		45 to <60 years		Over 60 years		Total Achievement	
1 st Dose	2 nd Dose	1 st Dose	2 nd Dose	1 st Dose	2 nd Dose	1 st Dose	2 nd Dose	1 st Dose	2 nd Dose
20,332	33,759	81,711	1,23,456	21,71,264	81,294	11,82,333	3,10,372	34,55,640	5,48,881

In terms of the number of daily doses administered globally, India continues to remain at the top with an average of 41,69,609 doses administered per day.

Global Comparison: Daily rate of doses administered



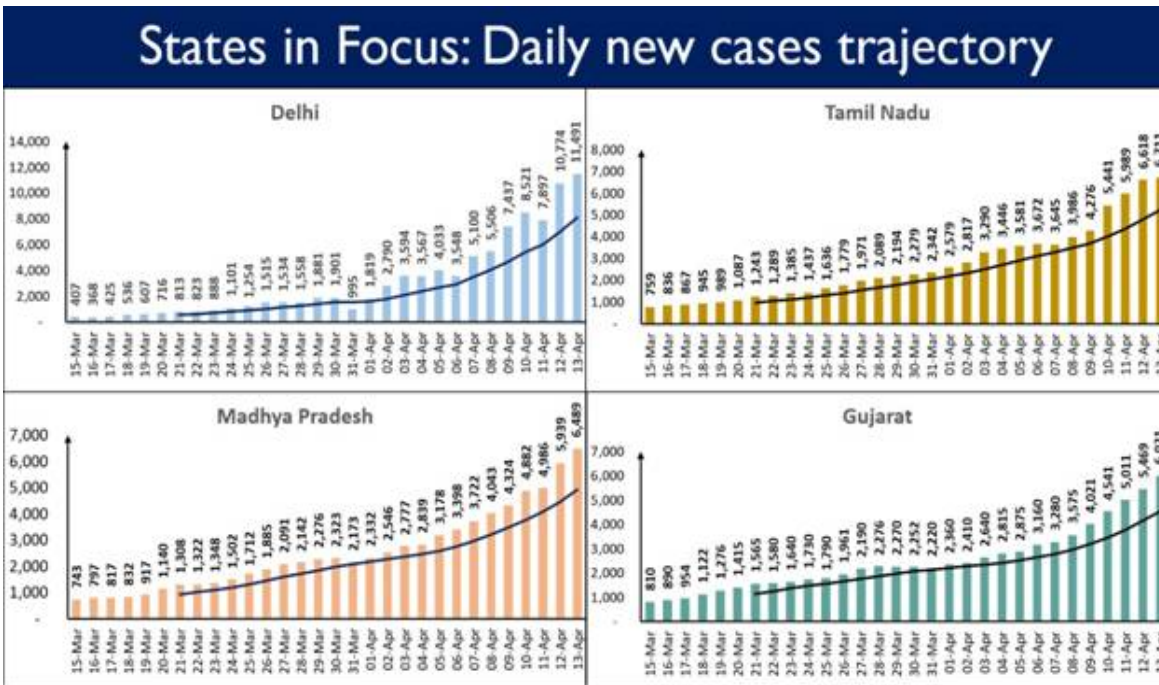
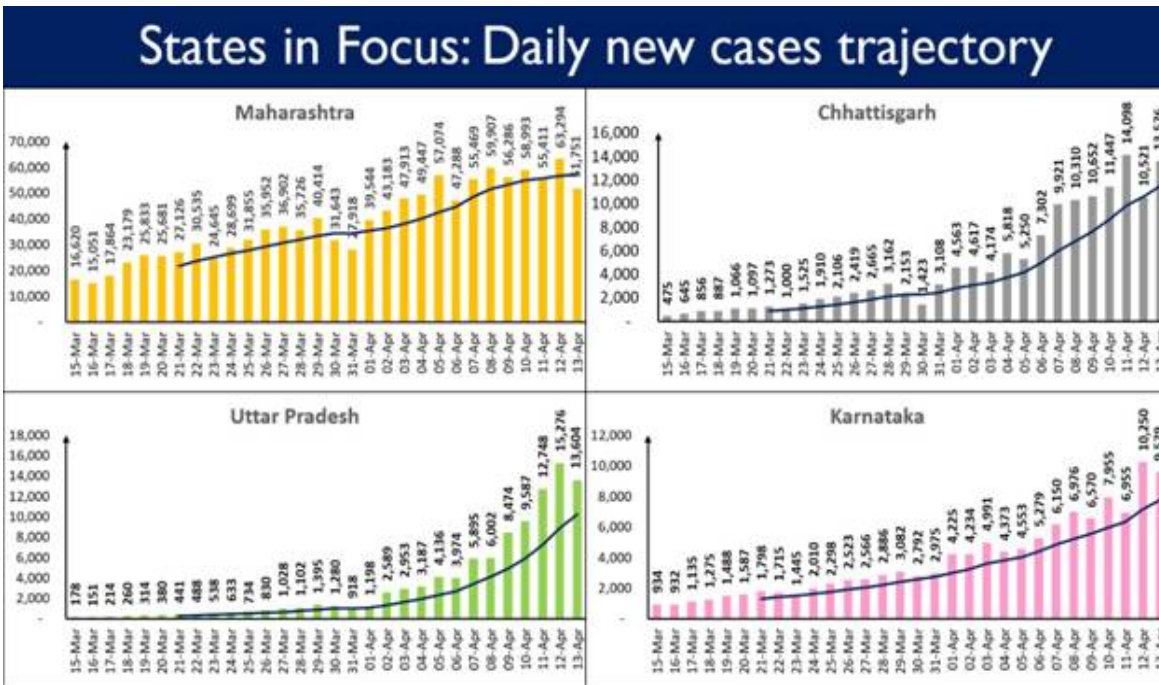
India's daily new cases continue to rise. **1,61,736** new cases were registered in the last 24 hours.

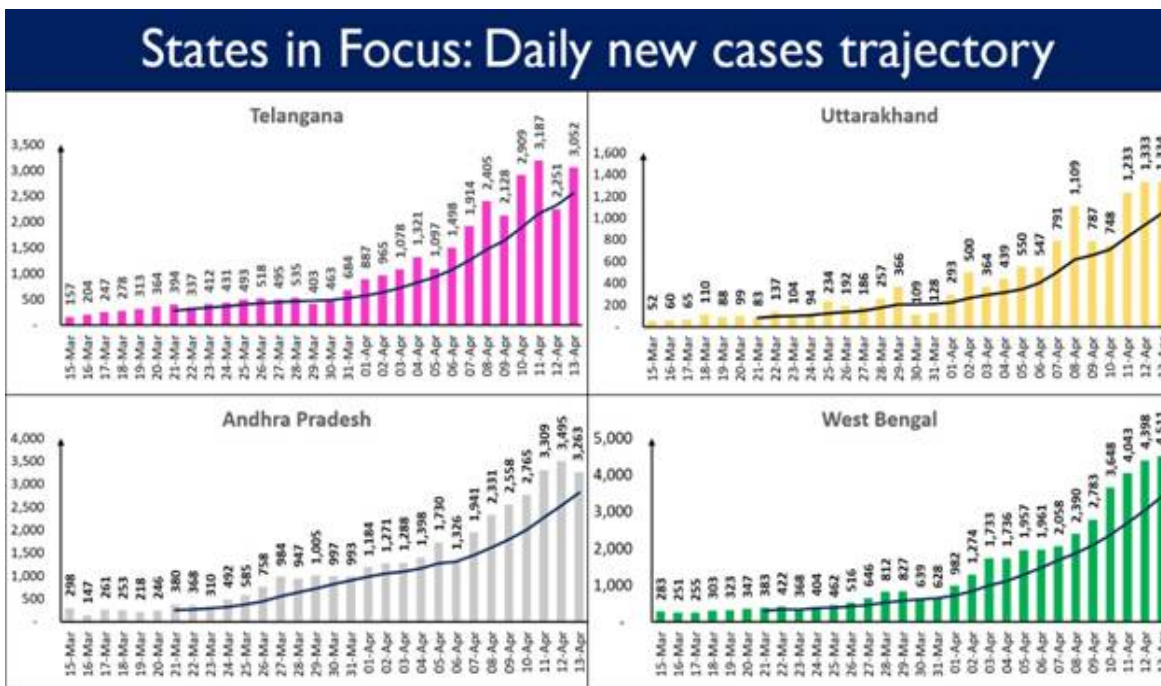
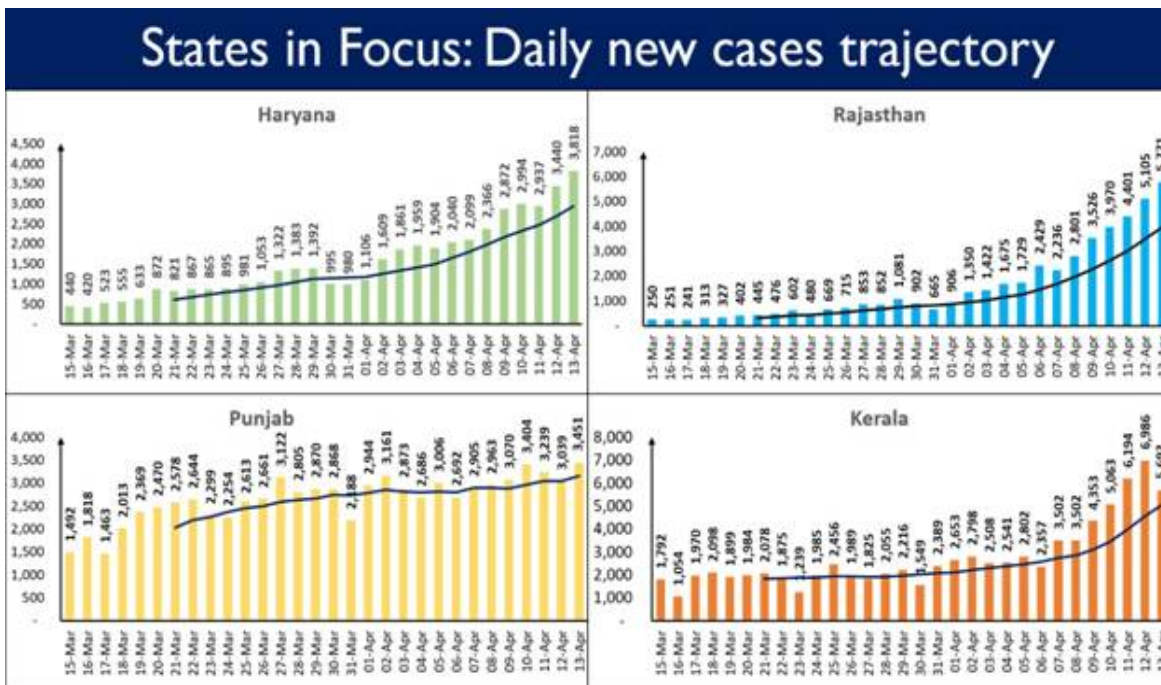
Ten States including Maharashtra, Uttar Pradesh, Chhattisgarh, Delhi, Karnataka, Tamil Nadu, Madhya Pradesh, Gujarat, Rajasthan and Kerala have shown a rise in the COVID daily new cases. **80.80%** of the new cases are reported from these 10 states.

Maharashtra has reported the highest daily new cases at 51,751. It is followed by Uttar Pradesh with 13,604 while Chhattisgarh reported 13,576 new cases.



Sixteen states, as shown under, are displaying an upward trajectory in daily new cases.

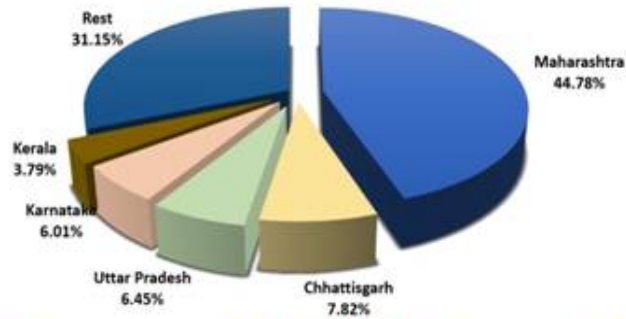




India's total Active Caseload has reached **12,64,698**. It now comprises **9.24%** of the country's total Positive Cases. A net incline of **63,689** cases recorded from the total active caseload in the last 24 hours.

The five States of Maharashtra, Chhattisgarh, Karnataka, Uttar Pradesh and Kerala cumulatively account for **68.85%** of India's total Active Cases. Maharashtra alone accounts for 44.78% of the total active caseload of the country.

5 States account for 69% of total active cases in the country



Top 5 Districts (Chhattisgarh)

Raipur	24,107
Durg	17,878
Rajnandgaon	9,765
Bilaspur	5,576
Mahasamund	4,181

Top 5 Districts (Uttar Pradesh)

Lucknow	23,090
Prayagraj	9,273
Varanasi	8,021
Kanpur Nagar	4,360
Gorakhpur	2,416

Top 5 Districts (Maharashtra)

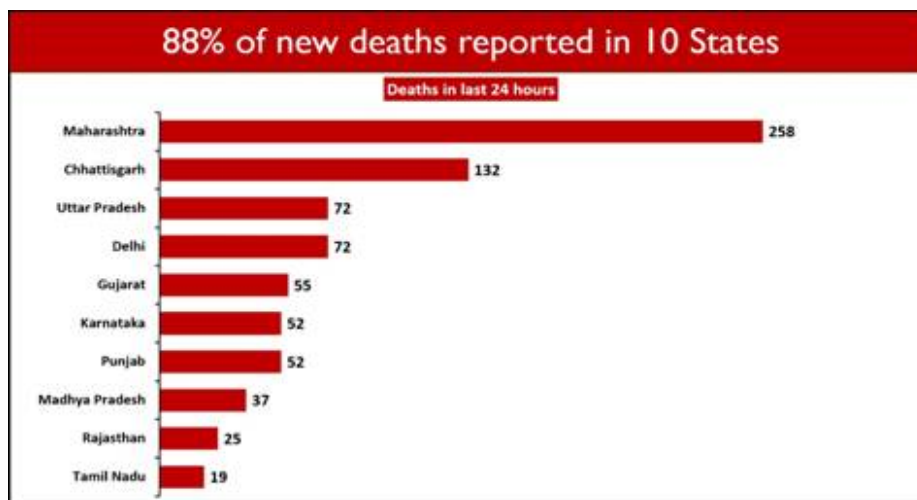
Pune	1,10,000
Mumbai	89,125
Thane	75,683
Nagpur	59,756
Nashik	37,760

India's cumulative recoveries stand at **1,22,53,697** today. The National Recovery Rate is **89.51%**.

97,168 recoveries were registered in the last 24 hours.


879 deaths were reported in the last 24 hours.


Ten States account for **88.05%** of the new deaths. Maharashtra saw the maximum casualties (258). Chhattisgarh follows with 132 daily deaths.




Thirteen States/UTs have not reported any COVID19 deaths in the last 24 hours. These are J&K (UT), Assam, Ladakh (UT), D&D & D&N, Tripura, Meghalaya, Sikkim, Nagaland, Mizoram, Manipur, Lakshadweep, A&N Islands and Arunachal Pradesh.

MV

 HFW/COVID States data/13thApril2021/1

 (Release ID: 1711299) Visitor Counter : 1232

 Read this release in: Urdu , Marathi , Hindi , Bengali , Punjabi , Gujarati , Odia , Tamil , Telugu , Malayalam



