




Ministry of Health and Family Welfare

 **Near 30 Lakh doses given on Day 1 of TIKA UTSAV pushes Cumulative Coverage to 10.45 crore**



 **India's average doses per day cross 40 Lakh mark, continues to be highest globally**



**10 States Contribute 81% of the Daily New Cases**

**70.16% of Active Caseload concentrated in 5 States**

Posted On: 12 APR 2021 11:39AM by PIB Delhi

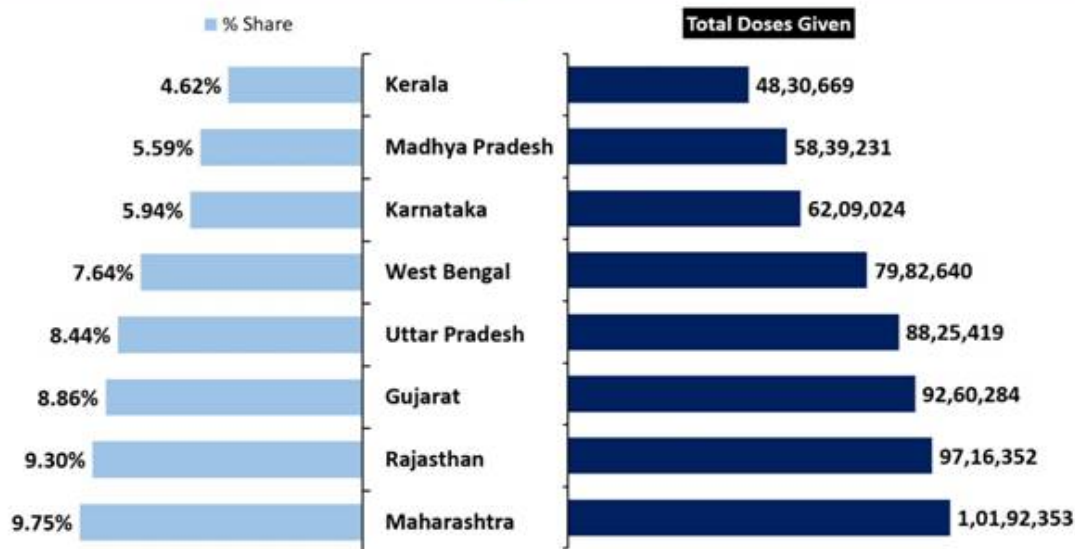
Today marks Day-2 of the countrywide Tika Utsav. The cumulative number of COVID19 vaccine doses administered in the country has crossed **10.45 Cr** today.

Cumulatively, **10,45,28,565** vaccine doses have been administered through 15,56,361 sessions, as per the provisional report till 7 am today. These include **90,13,289** HCWs who have taken the 1st dose and **55,24,344** HCWs who have taken the 2nd dose, **99,96,879** FLWs (1<sup>st</sup>dose), **47,95,756** FLWs (2<sup>nd</sup>dose), **4,05,30,321** 1<sup>st</sup> dose beneficiaries and **19,42,705** 2<sup>nd</sup> dose beneficiaries more than 60 years old and **3,20,46,911** (1<sup>st</sup> dose) and **6,78,360** (2<sup>nd</sup> dose) beneficiaries aged 45 to 60.

HCWs		FLWs		Age Group 45-60 years		Over 60 years		Total
1 <sup>st</sup> Dose	2 <sup>nd</sup> Dose	1 <sup>st</sup> Dose	2 <sup>nd</sup> Dose	1 <sup>st</sup> Dose	2 <sup>nd</sup> Dose	1 <sup>st</sup> Dose	2 <sup>nd</sup> Dose	
90,13,289	55,24,344	99,96,879	47,95,756	3,20,46,911	6,78,360	4,05,30,321	19,42,705	10,45,28,565

Eight states account for 60.13% of the total doses given so far in the country.

## 60% of cumulative doses given so far, are in 8 States



Nearly 30 lakh vaccination doses were administered yesterday, on Day 1 of Tika Utsav.

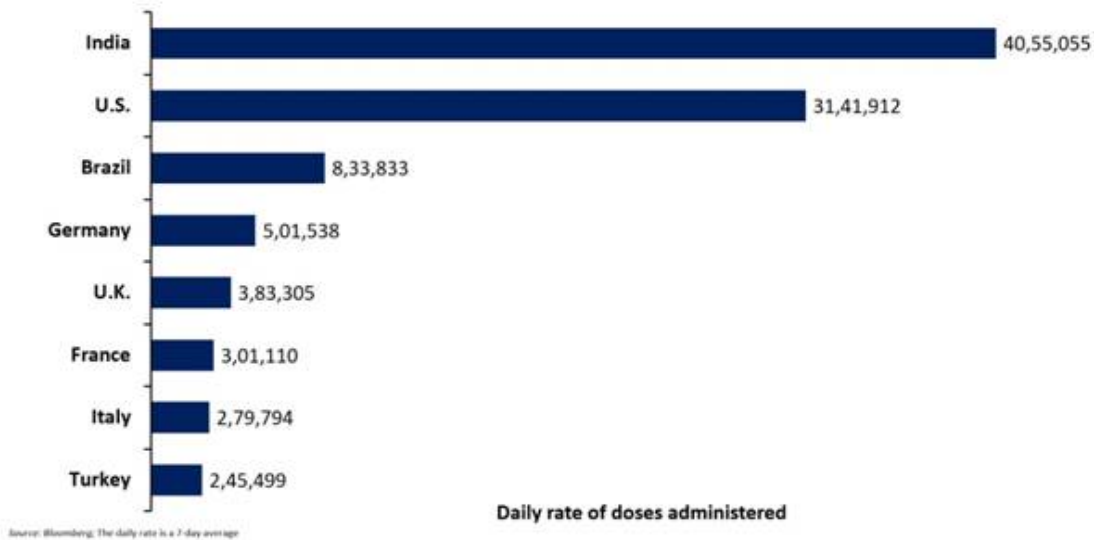
Day 1 of the countrywide Tika Utsav saw 63,800 Covid Vaccination Centres (CVCs) operational, which is a rise of an average of 18,800 operational CVCs. Most CVCs were operational in the private work places. Additionally, despite being a Sunday, which generally witnesses lower vaccination numbers, the first day of Tika Utsav clocked nearly 30 lakh vaccination doses.

As on Day-86 of the vaccination drive (11<sup>th</sup> April, 2021), **29,33,418** vaccine doses were given. Out of which, 27,01,439 beneficiaries were vaccinated across 38,398 sessions for 1<sup>st</sup> dose and 2,31,979 beneficiaries received 2<sup>nd</sup> dose of vaccine.

Date: 11 <sup>th</sup> April, 2021									
HCWs		FLWs		45 to <60 years		Over 60 years		Total Achievement	
1 <sup>st</sup> Dose	2 <sup>nd</sup> Dose	1 <sup>st</sup> Dose	2 <sup>nd</sup> Dose	1 <sup>st</sup> Dose	2 <sup>nd</sup> Dose	1 <sup>st</sup> Dose	2 <sup>nd</sup> Dose	1 <sup>st</sup> Dose	2 <sup>nd</sup> Dose
9,226	16,055	43,264	36,547	17,70,258	36,878	8,78,691	1,42,499	27,01,439	2,31,979

In terms of the number of daily doses administered globally, India continues to remain at the top with an average of 40,55,055 doses administered per day. The corresponding figure yesterday was 38,34,574.

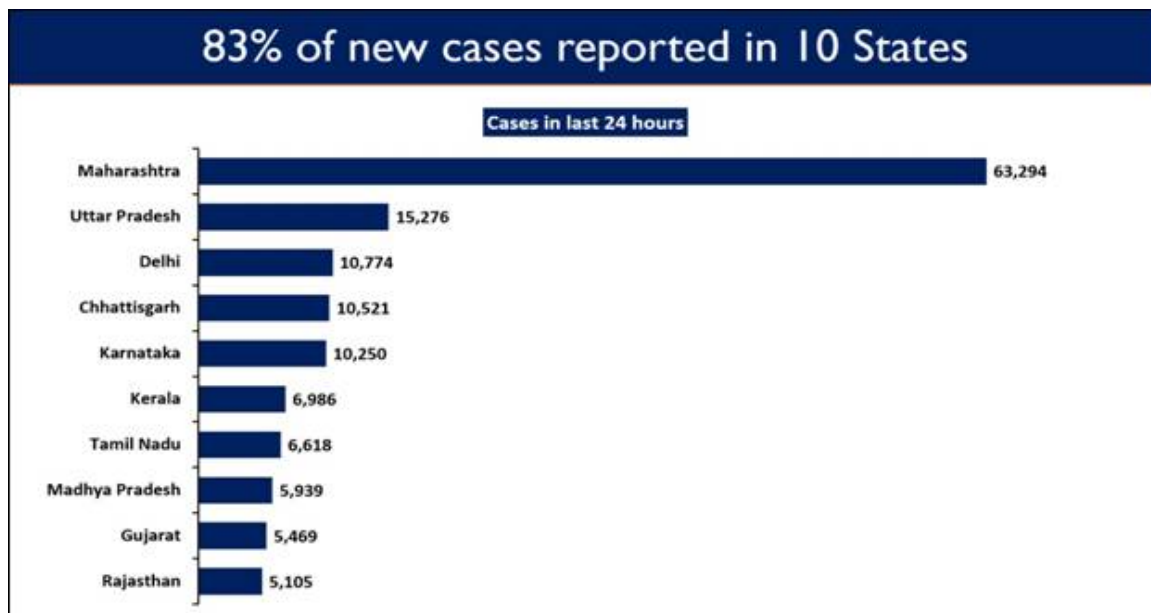
## Global Comparison: Daily rate of doses administered



India's daily new cases continue to rise. **1,68,912** new cases were registered in the last 24 hours.

Ten States including Maharashtra, Uttar Pradesh, Delhi, Chhattisgarh, Karnataka, Kerala, Tamil Nadu, Madhya Pradesh, Gujarat and Rajasthan have shown a rise in the COVID daily new cases. **83.02%** of the new cases are reported from these 10 states.

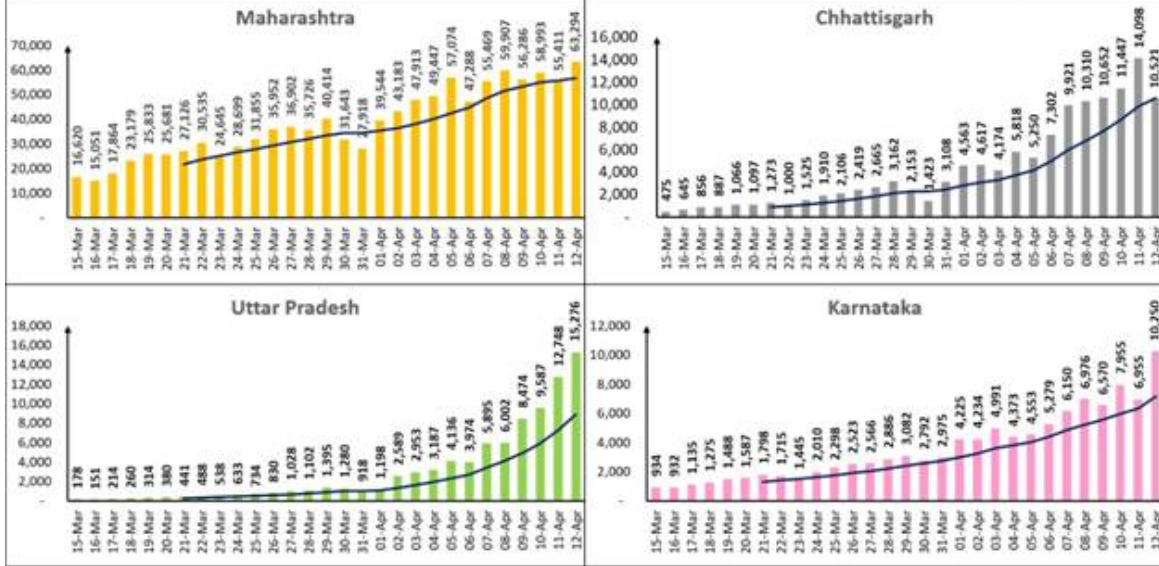
Maharashtra has reported the highest daily new cases at 63,294. It is followed by Uttar Pradesh with 15,276 while Delhi reported 10,774 new cases.



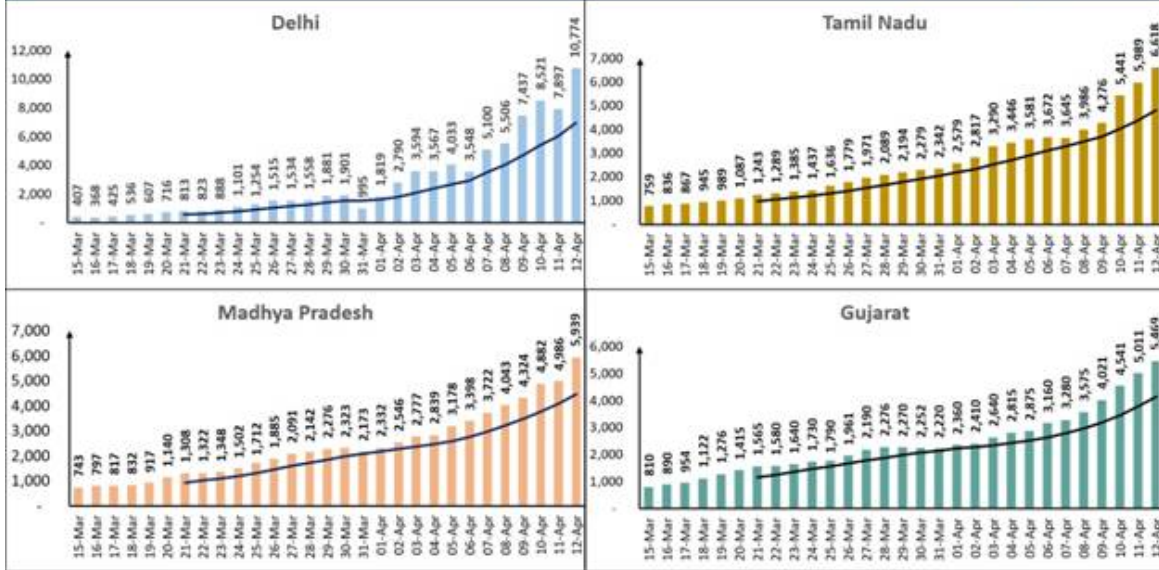
Sixteen states, as shown under, are displaying an upward trajectory in daily new cases.

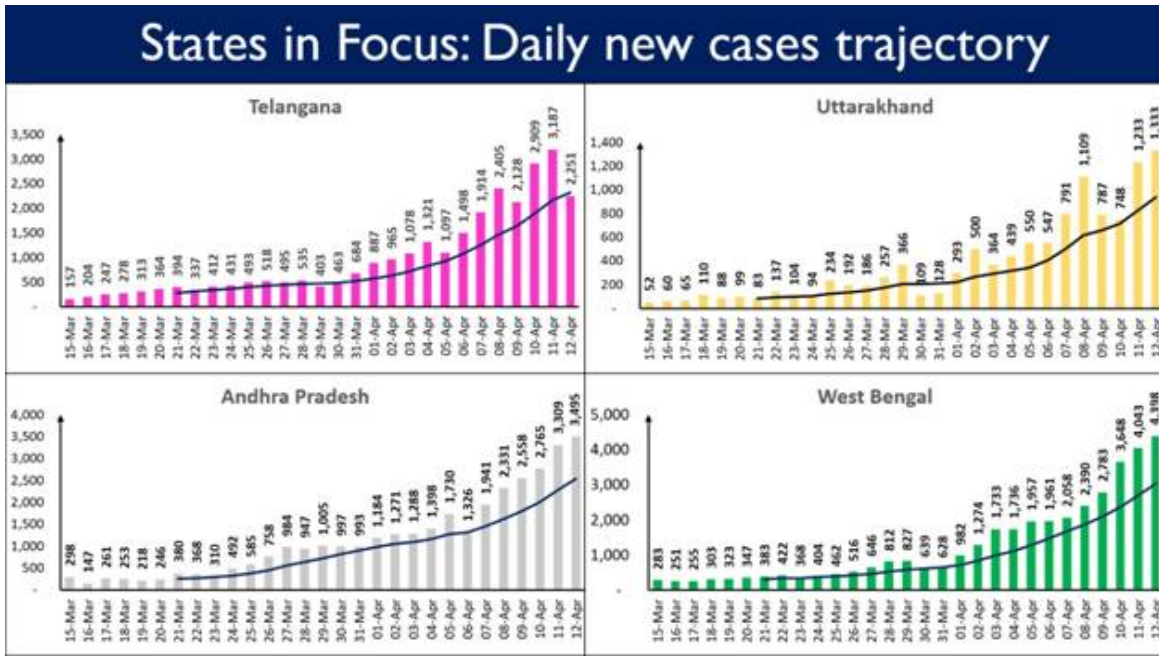
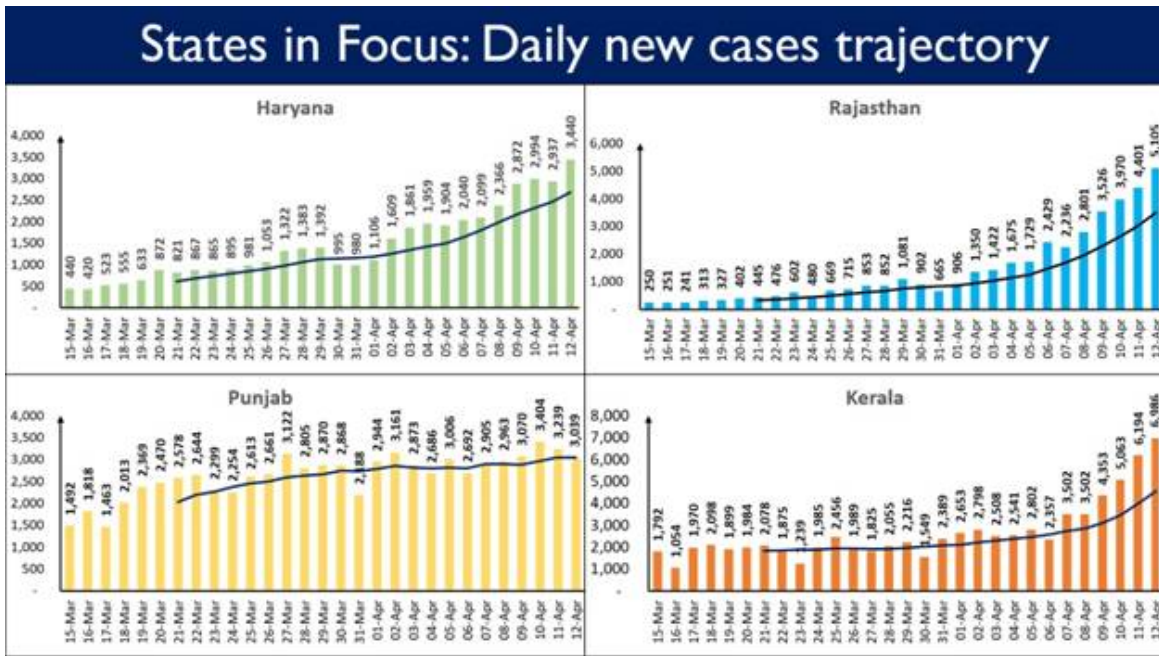


# States in Focus: Daily new cases trajectory



# States in Focus: Daily new cases trajectory

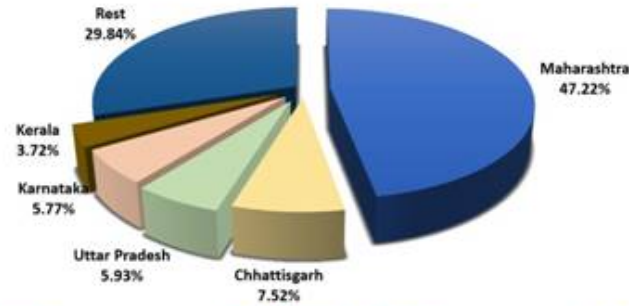




India's total Active Caseload has reached **12,01,009**. It now comprises **8.88%** of the country's total Positive Cases. A net incline of **92,922** cases recorded from the total active caseload in the last 24 hours.

The five states of Maharashtra, Chhattisgarh, Karnataka, Uttar Pradesh and Kerala cumulatively account for **70.16%** of India's total Active Cases. Maharashtra alone accounts for 47.22% of the total active caseload of the country.

## 5 States account for 70% of total active cases in the country



### Top 5 Districts (Chhattisgarh)

Raipur	22,726
Durg	16,758
Rajnandgaon	8,929
Bilaspur	5,113
Mahasamund	4,042

### Top 5 Districts (Karnataka)

Bengaluru Urban	51,236
Kalaburagi	1,975
Mysuru	1,904
Tumakuru	1,787
Bidar	1,773

### Top 5 Districts (Maharashtra)

Pune	1,09,590
Mumbai	91,100
Thane	74,335
Nagpur	58,507
Nashik	35,147

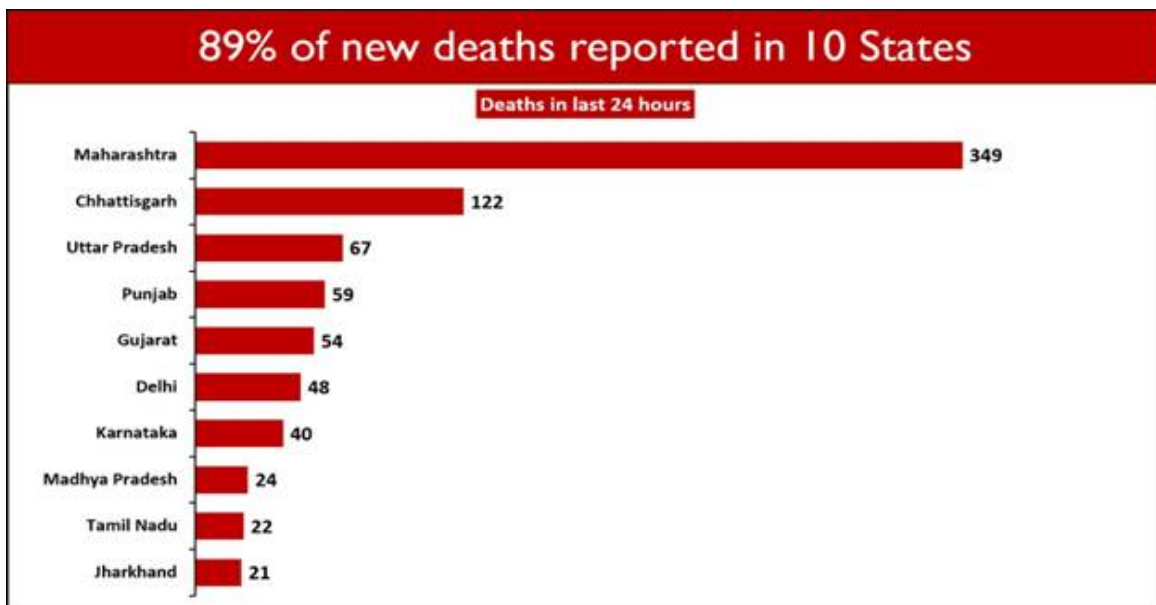


India's cumulative recoveries stand at **1,21,56,529** today. The National Recovery Rate is **89.86%**.

**75,086** recoveries were registered in the last 24 hours.

Daily Deaths continue to show an upward trend. **904** deaths were reported in the last 24 hours.

Ten States account for **89.16%** of the new deaths. Maharashtra saw the maximum casualties (349). Chhattisgarh follows with 122 daily deaths.



**Nine States/UTs have not reported any COVID19 deaths in the last 24 hours.** These are Odisha, Himachal Pradesh, Ladakh (UT), D&D & D&N, Meghalaya, Sikkim, Lakshadweep, A&N Islands and Arunachal Pradesh.

\*\*\*\*

MV

## HFW/COVID States data/12<sup>th</sup>April2021/1



(Release ID: 1711104) Visitor Counter : 462



Read this release in: Urdu , Hindi , Marathi , Bengali , Punjabi , Gujarati , Odia , Tamil , Telugu , Malayalam

