



Ministry of Health and Family Welfare



Cumulative Vaccination Coverage exceeds 9.80 Crores with over 34 Lakh doses given in the last 24 hours



India continues to administer highest average doses per day

10 States show an Upward Trajectory of Daily New Cases

10 districts contribute 45.65% of India's active caseload

Posted On: 10 APR 2021 11:56AM by PIB Delhi

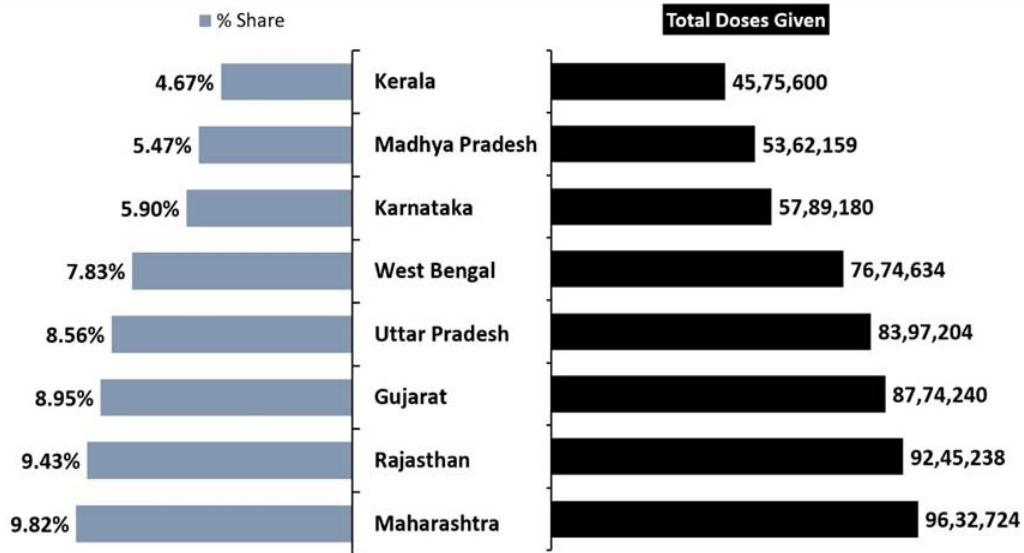
The cumulative number of COVID19 vaccine doses administered in the country has crossed **9.80 Cr** today.

Cumulatively, **9,80,75,160** vaccine doses have been administered through 14,75,410 sessions, as per the provisional report till 7 am today. These include **89,88,373** HCWs who have taken the 1st dose and **54,79,821** HCWs who have taken the 2nd dose, **98,67,330** FLWs (1stdose), **46,59,035** FLWs (2nddose), **3,86,53,105** 1st dose beneficiaries and **15,90,388** 2nd dose beneficiaries more than 60 years old and **2,82,55,044** (1st dose) and **5,82,064** (2nd dose) beneficiaries aged 45 to 60.

HCWs		FLWs		Age Group 45-60 years		Over 60 years		Total
1 st Dose	2 nd Dose	1 st Dose	2 nd Dose	1 st Dose	2 nd Dose	1 st Dose	2 nd Dose	
89,88,373	54,79,821	98,67,330	46,59,035	2,82,55,044	5,82,064	3,86,53,105	15,90,388	9,80,75,160

Eight states account for 60.62% of the total doses given so far in the country.

61% of cumulative doses given so far, are in 8 States



Over 34 lakh vaccination doses were administered in the last 24 hours.

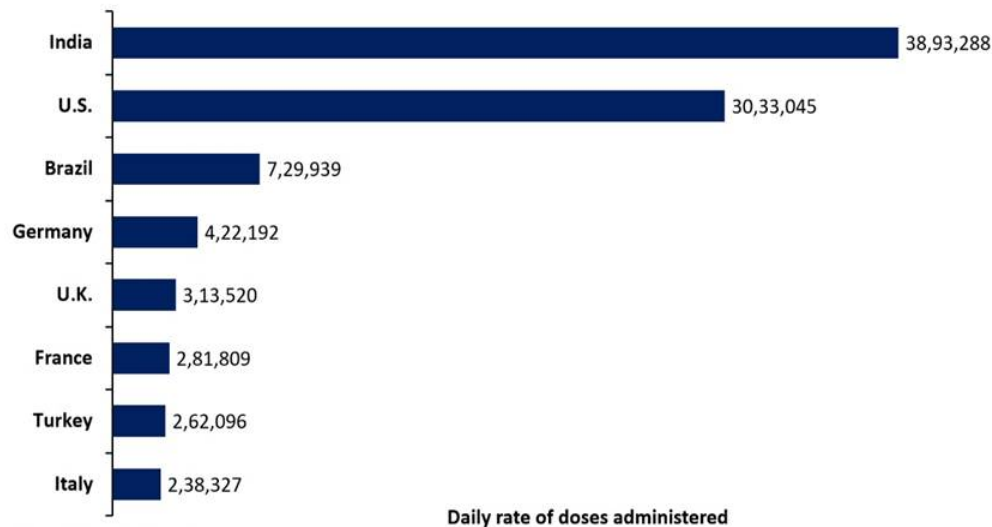
As on Day-84 of the vaccination drive (9th April, 2021), **34,15,055** vaccine doses were given. Out of which, 30,06,037 beneficiaries were vaccinated across 46,207 sessions for 1st dose and 4,09,018 beneficiaries received 2nd dose of vaccine.

Date: 9th April, 2021

HCWs		FLWs		45 to <60 years		Over 60 years		Total Achievement	
1 st Dose	2 nd Dose	1 st Dose	2 nd Dose	1 st Dose	2 nd Dose	1 st Dose	2 nd Dose	1 st Dose	2 nd Dose
11,975	29,051	53,152	1,11,697	19,79,517	54,504	9,61,393	2,13,766	30,06,037	4,09,018

In terms of the number of daily doses administered globally, India continues to remain at the top with an average of 38,93,288 doses administered per day.

Global Comparison: Daily rate of doses administered



Source: Bloomberg; The daily rate is a 7-day average

India's daily new cases continue to rise. **1,45,384** new cases were registered in the last 24 hours.

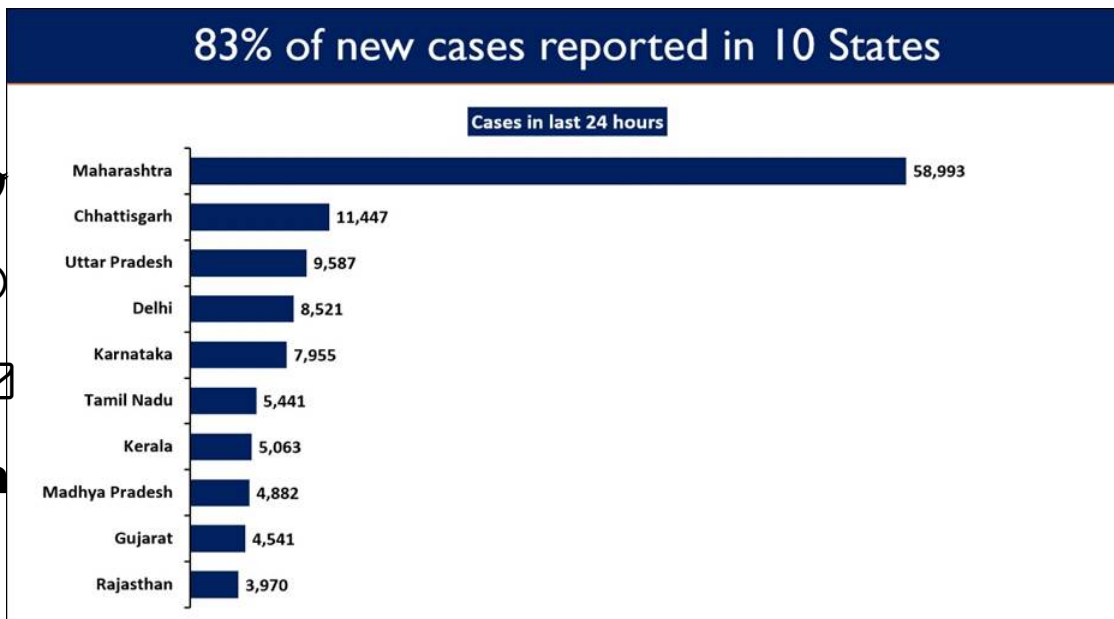
Continuous increase in daily new cases



Ten States including Maharashtra, Chhattisgarh, Uttar Pradesh, Delhi, Karnataka, Tamil Nadu, Kerala, Madhya Pradesh, Gujarat and Rajasthan have shown a rise in the COVID daily new cases. **82.82%** of the new cases are reported from these 10 states.

Maharashtra has reported the highest daily new cases at 58,993. It is followed by Chhattisgarh with 11,447 while Uttar Pradesh reported 9,587 new cases.

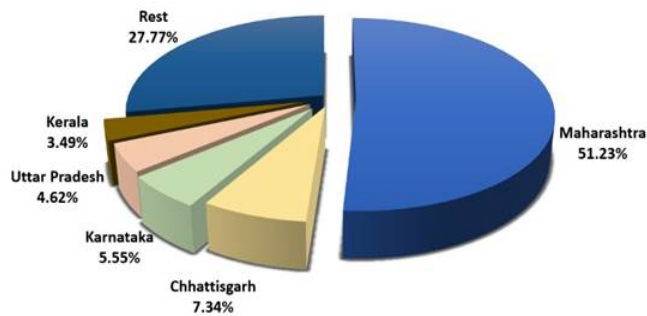
83% of new cases reported in 10 States



India's total Active Caseload has reached **10,46,631**. It now comprises **7.93%** of the country's total Positive Cases. A net incline of **67,023** cases recorded from the total active caseload in the last 24 hours.

The five states of Maharashtra, Chhattisgarh, Karnataka, Uttar Pradesh and Kerala cumulatively account for **72.23%** of India's total active cases. Maharashtra alone accounts for 51.23% of the total active caseload of the country.

5 States account for 72% of total active cases in the country



Top 5 Districts (Chhattisgarh)

Raipur	18,660
Durg	18,374
Rajnandgaon	7,543
Bilaspur	3,976
Mahasamund	3,327

Top 5 Districts (Karnataka)

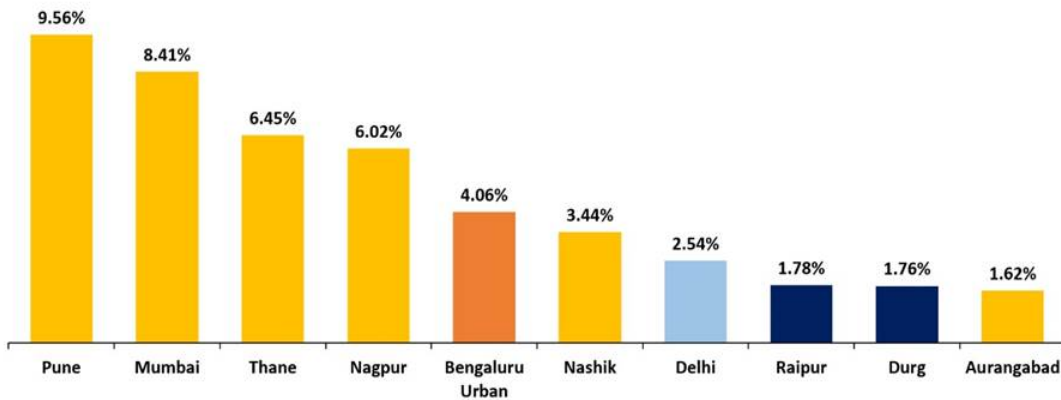
Bengaluru Urban	42,525
Kalaburagi	1,766
Bidar	1,682
Mysuru	1,538
Tumakuru	1,514

Top 5 Districts (Maharashtra)

Pune	1,00,051
Mumbai	88,053
Thane	67,479
Nagpur	63,036
Nashik	36,019

Ten districts account for 45.65% of the total active cases in the country.

46% of total active cases in country reported in 10 districts



India's cumulative recoveries stand at **1,19,90,859** today. The National Recovery Rate is **90.80%**. **77,567** recoveries were registered in the last 24 hours.

Daily Deaths continue to show an upward trend. **794** deaths were reported in the last 24 hours.

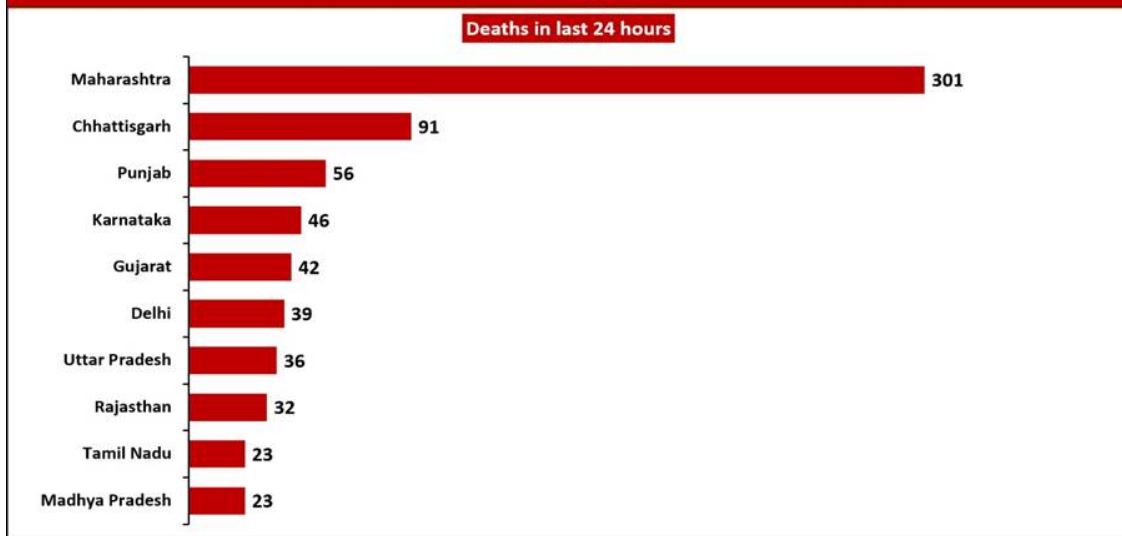
Rise in daily new deaths



Ten States account for **86.78%** of the new deaths. Maharashtra saw the maximum casualties (301). Chhattisgarh follows with 91 daily deaths.



87% of new deaths reported in 10 States



Twelve States/UTs have not reported any COVID19 deaths in the last 24 hours. These are Puducherry, Ladakh (UT), D&D & D&N, Nagaland, Tripura, Meghalaya, Sikkim, Mizoram, Manipur, Lakshadweep, A&N Islands and Arunachal Pradesh.

MV

(Release ID: 1710833) Visitor Counter : 676

Read this release in: Telugu , Urdu , Hindi , Marathi , Bengali , Assamese , Punjabi , Gujarati , Odia , Tamil , Malayalam